



HAL
open science

Comparison of two hot cracking tests JWRI and CRW

Y. Gao, O. Asserin, D. Ayrault, O. Fandeur, M. Ronfard-Haret, D. Solas, P. Pilvin

► **To cite this version:**

Y. Gao, O. Asserin, D. Ayrault, O. Fandeur, M. Ronfard-Haret, et al.. Comparison of two hot cracking tests JWRI and CRW. FEMS Junior Euromat 2016, Jul 2016, Lausanne, Switzerland. hal-02442274

HAL Id: hal-02442274

<https://cea.hal.science/hal-02442274>

Submitted on 16 Jan 2020

HAL is a multi-disciplinary open access archive for the deposit and dissemination of scientific research documents, whether they are published or not. The documents may come from teaching and research institutions in France or abroad, or from public or private research centers.

L'archive ouverte pluridisciplinaire **HAL**, est destinée au dépôt et à la diffusion de documents scientifiques de niveau recherche, publiés ou non, émanant des établissements d'enseignement et de recherche français ou étrangers, des laboratoires publics ou privés.

Comparison of two hot cracking tests JWRI and CRW



Yuan GAO^{a,c}, Olivier ASSERIN^a, Danièle AYRAULT^a, Olivier FANDEUR^b, Marc RONFARD-HARET^a, Denis SOLAS^d, Philippe PILVIN^c

^a CEA, DEN, DANS, DM2S, SEMT, LTA, 91191 Gif-sur-Yvette, France

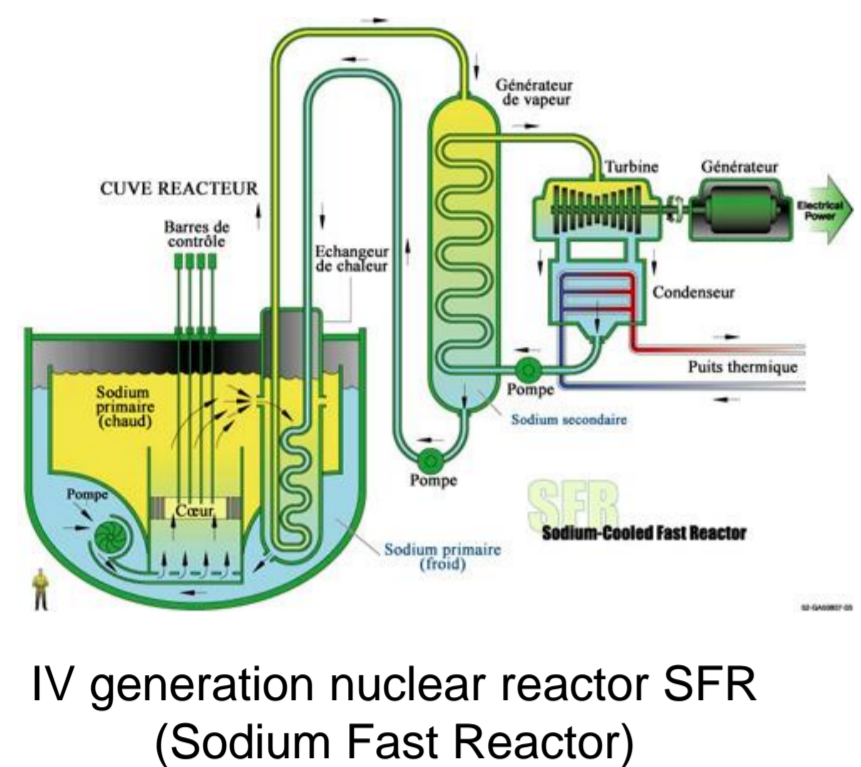
^b CEA, DEN, DANS, DM2S, SEMT, LM2S, 91191 Gif-sur-Yvette, France

^c Université de Bretagne-Sud, LIMATB>IRDIL, Rue Saint-Maudé, 56321 Lorient, France

^d Université de Paris-Sud, ICMMO, Rue du Doyen Georges Poitou, 91405 Orsay, France



Context



Solidification hot cracking may be encountered when welding 316L(N) using its filler metals. This material is used for the reactor vessel.




Hot cracking is not allowed in welds according to the rules of construction and design of nuclear components

It requires :


- to prevent this risk
- to ensure that the material exhibits a satisfactory weldability

Objectives



JWRI (Joining and Welding Research Institute) test

- Propose a hot cracking test which realizes the tradeoff between sensitivity and robustness : **sensitivity** to differentiate the nuances of the material and to propose a thermomechanical hot cracking criterion ; **robustness** to avoid the operative uncertainties and get in **repeatability** conditions.
- Improve the **understanding of hot cracking mechanisms** and to **identify a thermomechanical hot cracking criterion by means of the numerical simulation of hot cracking tests.**
- Characterize granular structures around the crack areas to couple multiscale **approaches such as CAFE (Cellular Automata Finite Element)** for the prediction of the grain structures with the thermomechanical behavior of the mushy zone.



CRW (Controlled Restraint Weldability) test [1]


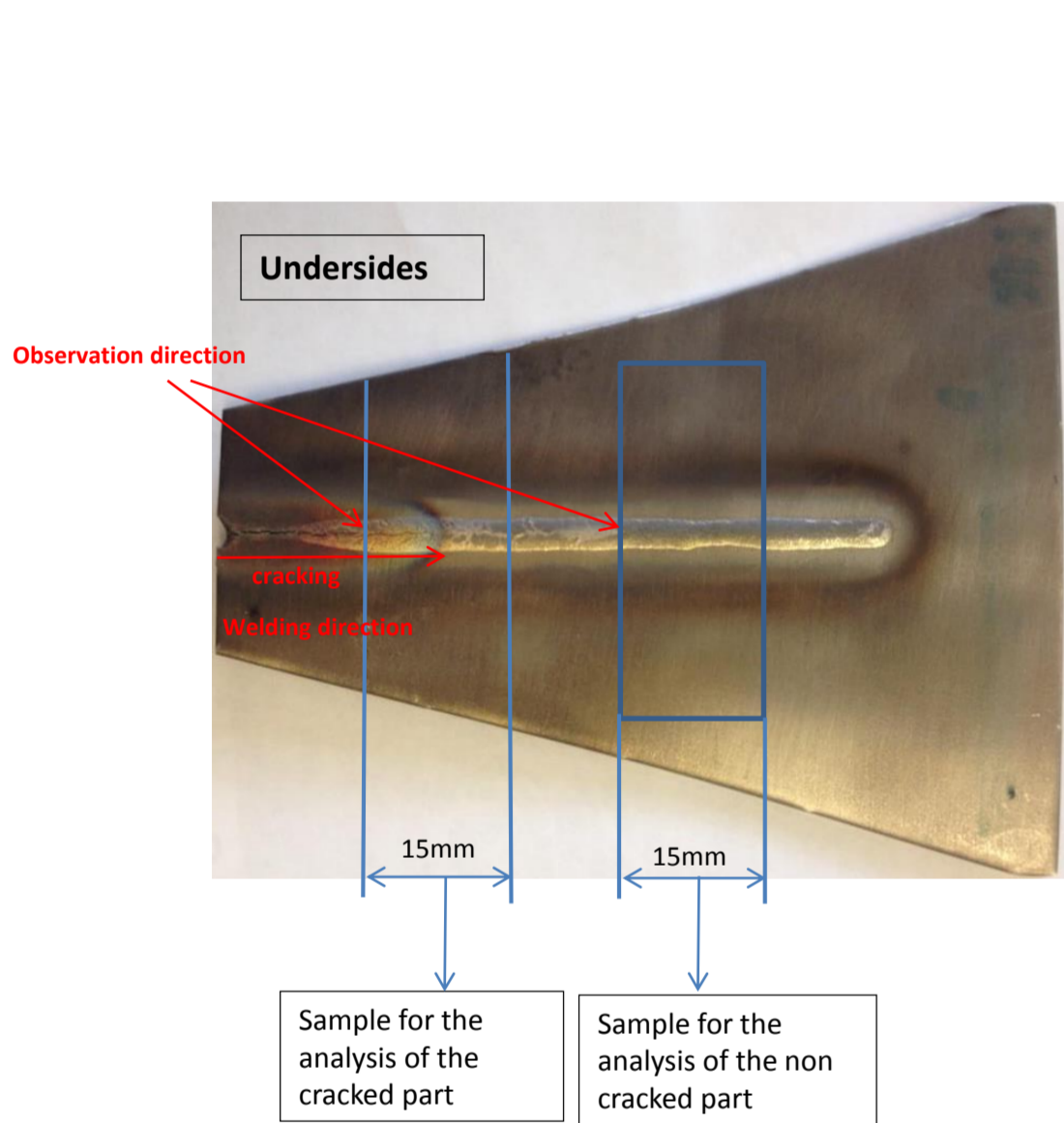
Advantage of CRW test

- both initiation and arresting crack

Numerical simulation of this test

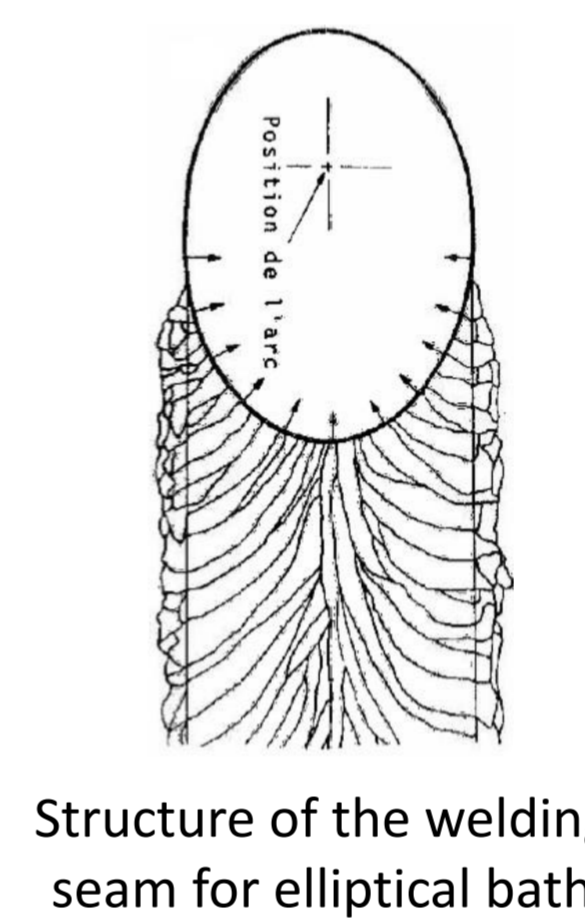

- Understand local mechanisms of hot cracking and to identify a hot crack initiation criterion

Metallographic observations and experimental results



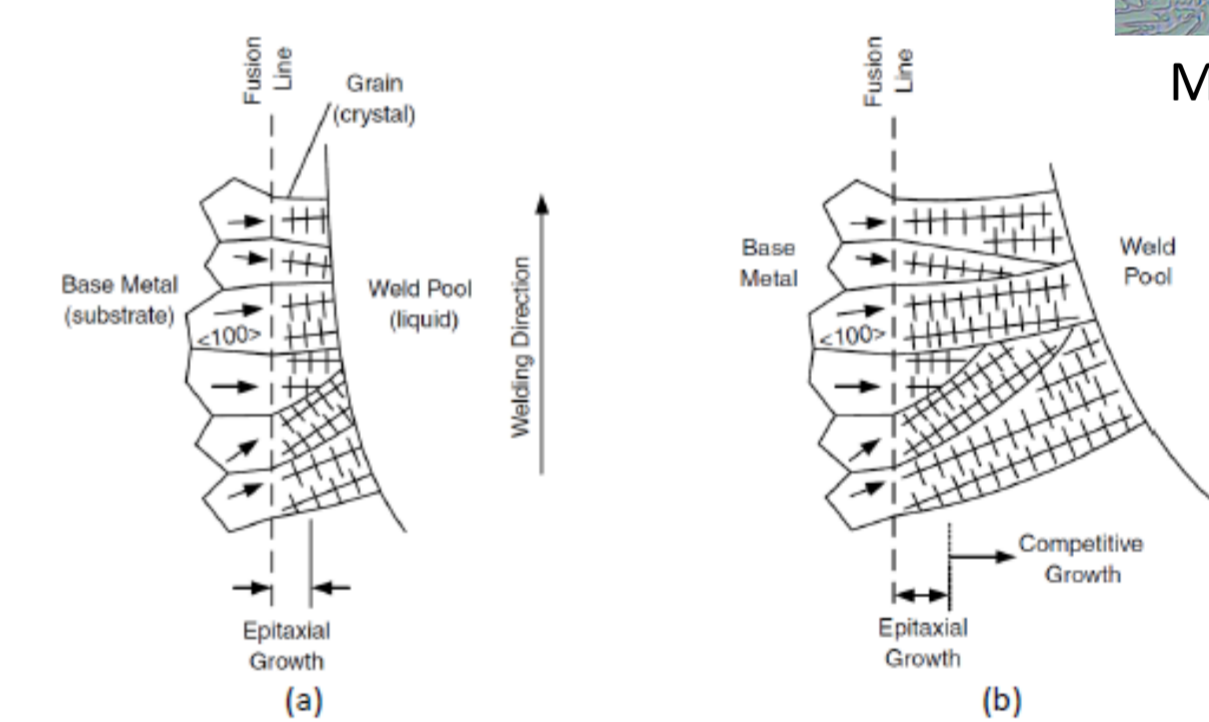
Top view : (a) $V_s = 150 \text{ mm/min}$; (b) $V_s = 80 \text{ mm/min}$

$\epsilon_b > \epsilon_a$ observation axial grain



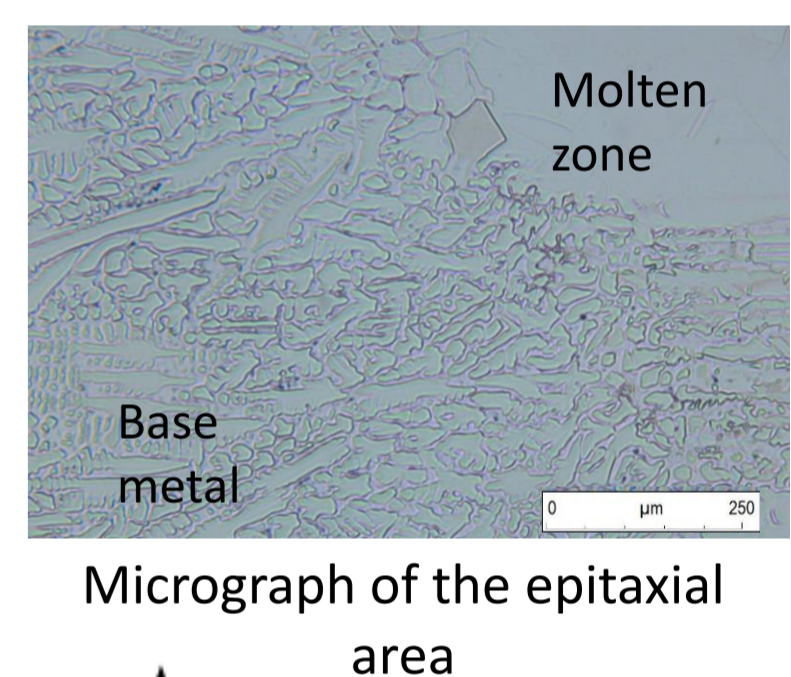
Structure of the welding seam for elliptical bath

The preferential growth direction is the $\langle 100 \rangle$ direction that is aligned with the temperature gradient



(a): epitaxial grains growing near the fusion line


(b): competitive growth between grains in the melting zone



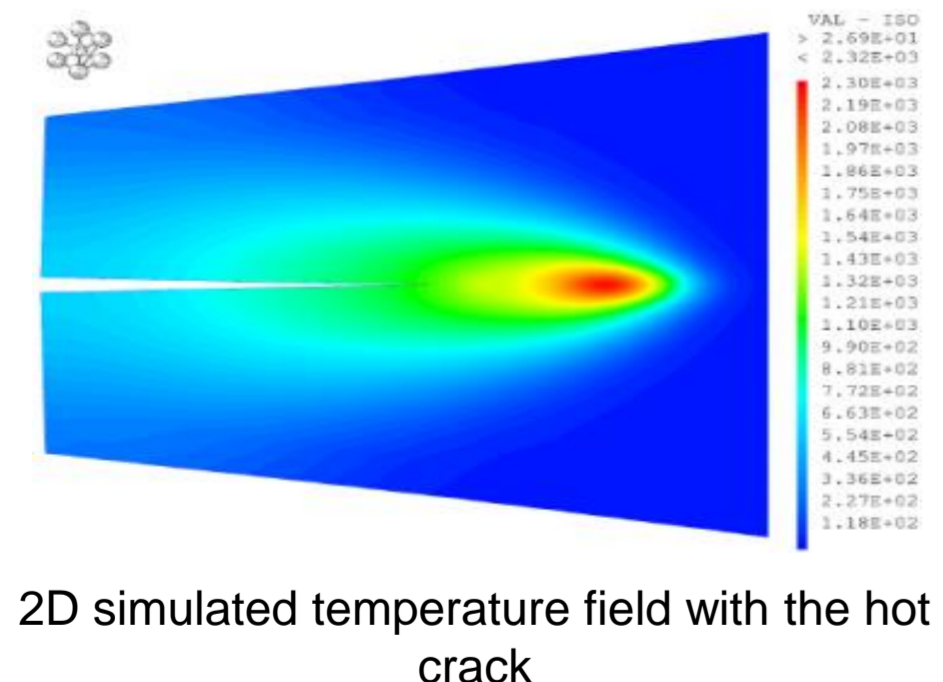
Micrograph of the epitaxial area

Numerical Simulation JWRI & CRW

Free restraint test - JWRI



JWRI test

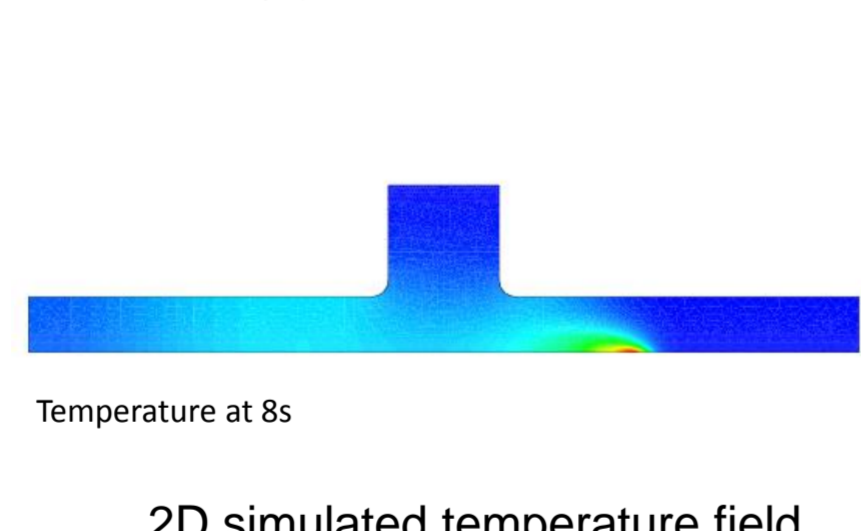


2D simulated temperature field with the hot crack

- JWRI test allows :
- to observe a crack arrest
 - to analyze hot cracking mechanisms
 - to identify a crack arrest criterion

Restraint test - CRW

Material : aluminum alloy 6061
Welding process : laser



Temperature at 8s

Energy balance:

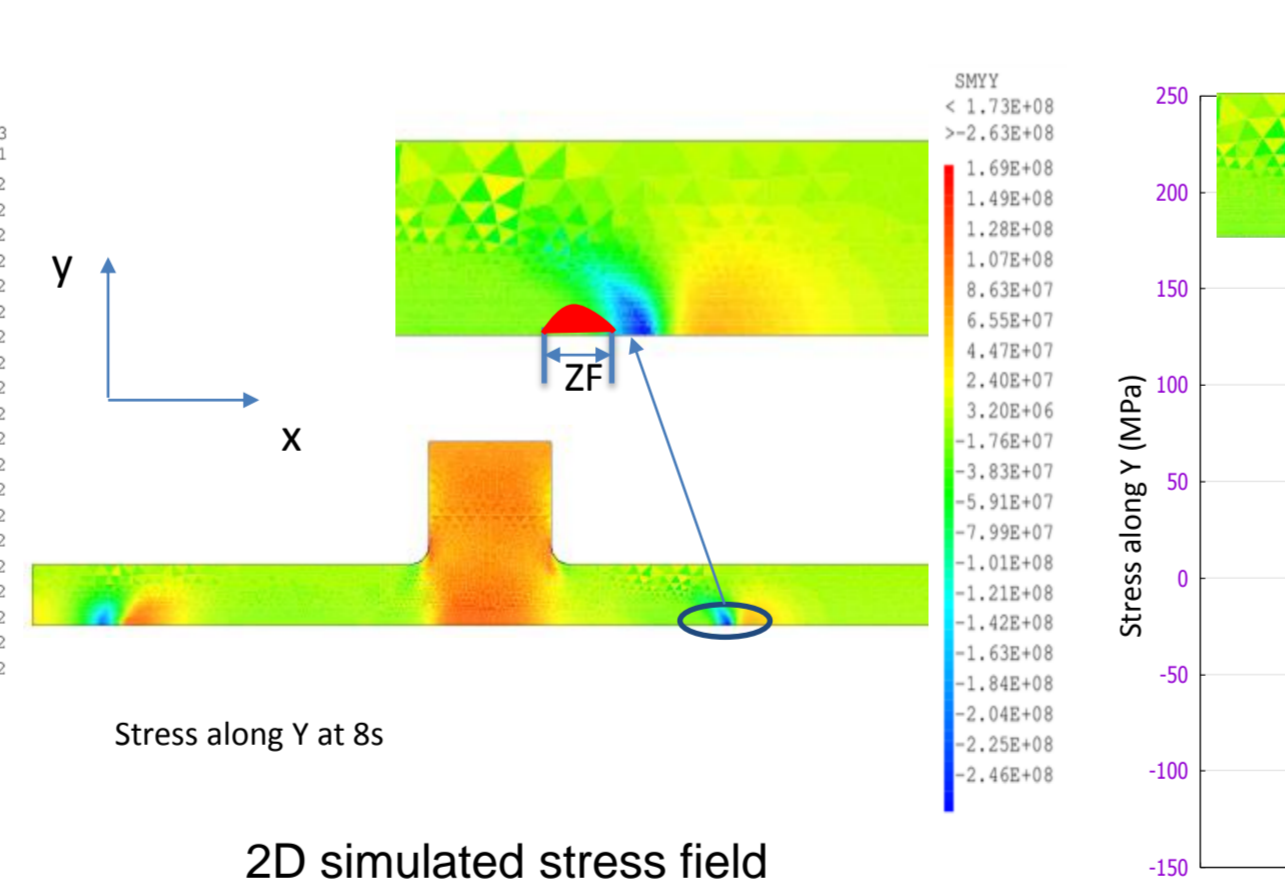
$$\rho C_p \frac{\partial T}{\partial t} = -\text{div}(-k \text{grad} T) + w$$

ρ : material density
 C_p : specific heat capacity
 T : temperature
 k : thermal conductivity
 w : volumic heat sources

The equivalent source :

$$w(m, t) = A \exp\left(-3 \frac{x_f^2 + y_f^2}{r^2}\right)$$

A : power dissipated in the Gaussian
 r : radius of flux distribution



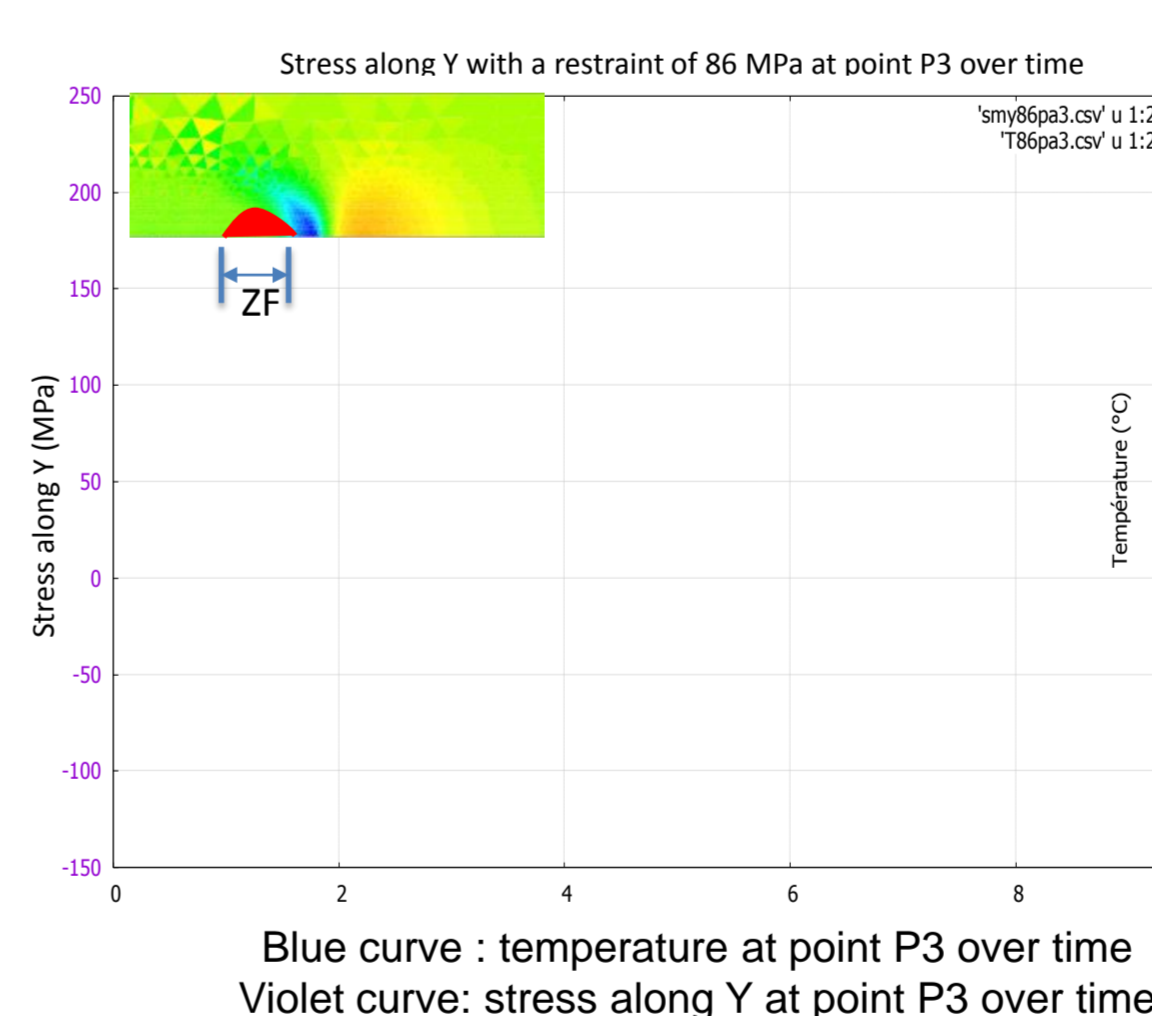
Stress along Y at 8s

Mechanical modeling (elastic-plastic constitutive law + thermal expansion) :

Hooke's law:

$$\sigma_{ij} = \mu \left[\epsilon_{ij}^e + \frac{\nu}{(1-2\nu)} \text{tr}(\epsilon^e) \delta_{ij} \right]$$

and $\mu = \frac{E(T)}{(1+\nu)}$



Blue curve : temperature at point P3 over time
Violet curve : stress along Y at point P3 over time



Strain decomposition :

$$\epsilon_{ij} = \epsilon_{ij}^e + \epsilon_{ij}^p + \epsilon_{ij}^{\theta}$$

Plastic flow :

$$\dot{\epsilon}_{ij}^p = \lambda \frac{\partial f(\sigma_{ij})}{\partial \sigma_{ij}}$$

Thermal expansion :


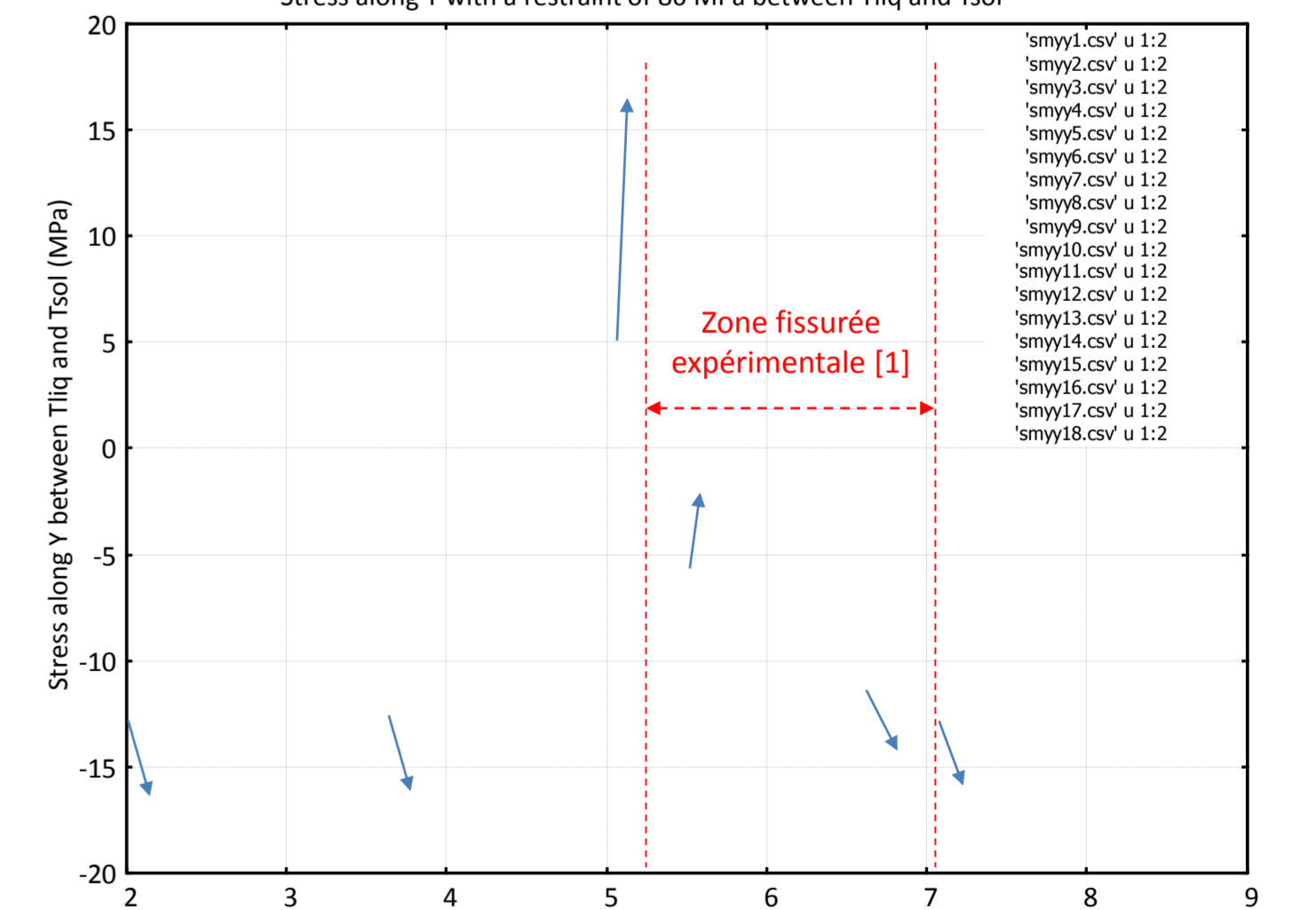
$$\epsilon_{ij}^{\theta} = \alpha(T - T_0) \delta_{ij}$$

Comparing the simulation results to the experimental data from the literature [1]

[1] N. CONIGLIO, M. PATRY, Science and Technology of Welding and Joining, vol. 18, No 7, p. 573-580, 2013.

[1] N. CONIGLIO, M. PATRY, Science and Technology of Welding and Joining, vol. 18, No 7, p. 573-580, 2013.

Stress along Y with a restraint of 86 MPa between Tliq and Tso



Evolution of the stress along Y between the liquidus temperature and the solidus temperature at different points of the specimen

Conclusions and further works

- Compare hot cracking tests for different welding processes, TIG and Laser, using 316L(N) stainless steel alloy
- Develop simulation of type CAFE (Cellular Automaton Finite Element) in order to predict granular structures in welds with the help of metallographic observations + EBSD
- Identify the high temperature behavior law with the help of Gleeble simulator tests
- Develop numerical simulations of hot cracking tests to identify a hot cracking thermomechanical criterion