



DE LA RECHERCHE À L'INDUSTRIE

EXTENSION OF A ROE TYPE SCHEME WITH LOW MACH CORRECTION TO THE HRM TWO-PHASE FLOW MODEL

SMAI 2021 - Méthodes numériques pour la simulation d'écoulements à bas nombre de Mach

24 juin 2021

Thomas Galié

CEA SACLAY - DES/ISAS/DM2S/STMF/LMEC

Context and motivation

The HRM model and numerical approximation

Extension of the new Roe scheme

Some steady test case in 1D and 2D

- Boiling 1D-channel with a singular pressure loss

- Flow rate balancing with 3 singular pressure losses

- Incoming flow in two channels with thermal power

Conclusion and perspective

Context and motivation

The HRM model and numerical approximation

Extension of the new Roe scheme

Some steady test case in 1D and 2D

- Boiling 1D-channel with a singular pressure loss

- Flow rate balancing with 3 singular pressure losses

- Incoming flow in two channels with thermal power

Conclusion and perspective

FLICA4 : a three-dimensional two-phase flow computer code with advanced numerical methods for nuclear applications. *I. Toumi, A. Bergeron, D. Gallo, E. Royer and D. Caruge. Nuclear Engineering and Design, vol. 200, p. 139-155, 2000.*

- ▶ Three-dimensional thermal-hydraulic code for simulating steady-state and transient two-phase flows in **the core of a PWR**.
- ▶ System of equations based on the **Drift-flux** mixture model with liquid-vapor water EOS.
- ▶ Colocated finite volume method with **VF-Roe** scheme for convective fluxes.
- ▶ Linearized time implicit formulation solved with a Newton method.
- ▶ Many situations are at **low Mach number** $M = \frac{u}{a} \ll 1$ (≈ 0.001 to 0.01) and meshes are **cartesian** (2D cartesian extruded grids).

Analysis of Godunov Type Schemes Applied to the Compressible Euler System at Low Mach Number. *S. Dellacherie, JCP, vol. 229, p. 978-1016, 2010.*

- ▶ *Observation* : Godunov type schemes are inaccurate at Low Mach number on cartesian grids.
- ▶ *Cause* : wrong order of the numerical diffusion in the pressure gradient.
- ▶ *Solution* : « *pressure correction* » by changing the order of the guilty term.
- ▶ *Undesirable effect* : **checkerboard modes** (on (p, \mathbf{u}) profiles).



Those can be **amplified by stiff or discontinuous source terms**. Then they disturb convergence to steady-state or even lead to code failure...

A low Mach correction able to deal with low Mach acoustics. *P. Brunel, S. Delmas, J. Jung, and V. Perrier, JCP, vol. 378, p. 723-759, 2019.*

- ▶ A new Roe scheme for low Mach number flows which :
 1. is **accurate** at low Mach number ;
 2. is **stable** with same CFL restriction as the standard Roe scheme ;
 3. gives the **right order of precision** for higher order spatial discretization and without any CFL degradation (as for the Dellacherie fix for instance).

- ▶ But more importantly for us : it does not show **any checkerboard modes**.

- ▶ We want to extend this scheme to our applications : the **HRM two-phase flow mixture model** with liquid-vapor water type EOS.

Context and motivation

The HRM model and numerical approximation

Extension of the new Roe scheme

Some steady test case in 1D and 2D

Boiling 1D-channel with a singular pressure loss

Flow rate balancing with 3 singular pressure losses

Incoming flow in two channels with thermal power

Conclusion and perspective

We consider the two-phase flows **Homogeneous Relaxation Model** under the following contracted form :

$$\partial_t U + \nabla_{\mathbf{x}} \cdot F(U) = S(U), \quad \mathbf{x} \in \mathbb{R}^3, t > 0,$$

where

$$U = \begin{pmatrix} \rho \\ \rho c \\ \rho \mathbf{u} \\ \rho E \end{pmatrix}, \quad F(U) = \begin{pmatrix} \rho \mathbf{u}^T \\ \rho c \mathbf{u}^T \\ \rho \mathbf{u} \otimes \mathbf{u} + p \mathbf{I} \\ \rho E \mathbf{u} + p \mathbf{u}^T \end{pmatrix}, \quad S(U) = \begin{pmatrix} 0 \\ \omega \rho (c_{eq} - c) \\ \rho \mathbf{g} - \frac{1}{2} K(\mathbf{x}) \rho \mathbf{u} |\mathbf{u}| \\ Q(\mathbf{x}, t) \end{pmatrix}.$$

Conservative variables in vector U are associated to the **mixture** and c is the **vapor mass fraction**.

$\rho e = \rho E - \rho |\mathbf{u}|^2 / 2$ the internal energy of the mixture,

$c_{eq} = (h - h_{ls}(p)) / \mathcal{L}$ the vapor mass fraction at equilibrium,

$p = p(\rho, \rho c, \rho e)$ the mixture pressure law,

$a^2 = \frac{\partial p}{\partial \rho} + c \frac{\partial p}{\partial (\rho c)} + h \frac{\partial p}{\partial (\rho e)}$ the square mixture sound velocity.

We define the following scaling variables :

$$\bar{\rho} = \frac{\rho}{\rho_0}, \quad \bar{c} = c, \quad \bar{p} = \frac{p}{p_0}, \quad \bar{\mathbf{u}} = \frac{\mathbf{u}}{u_0}, \quad \bar{E} = \frac{E}{a_0^2}$$

$$\bar{\mathbf{x}} = \frac{\mathbf{x}}{l_0}, \quad \bar{t} = \frac{t}{t_0}, \quad t_0 = \frac{l_0}{u_0}.$$

Under condition $p_0 = \rho_0 a_0^2$ the dimensionless HRM system writes :

$$\left\{ \begin{array}{l} \partial_{\bar{t}} \bar{\rho} + \nabla_{\bar{\mathbf{x}}} \cdot (\bar{\rho} \bar{\mathbf{u}}) = 0, \\ \partial_{\bar{t}} (\bar{\rho} \bar{c}) + \nabla_{\bar{\mathbf{x}}} \cdot (\bar{\rho} \bar{c} \bar{\mathbf{u}}) = C_{\omega} \bar{\omega} \bar{\rho} (\bar{c}_{eq} - \bar{c}), \\ \partial_{\bar{t}} (\bar{\rho} \bar{\mathbf{u}}) + \nabla_{\bar{\mathbf{x}}} \cdot (\bar{\rho} \bar{\mathbf{u}} \otimes \bar{\mathbf{u}}) + \frac{1}{M^2} \nabla_{\bar{\mathbf{x}}} \bar{p} = \frac{1}{Fr} \bar{\rho} \bar{\mathbf{g}} - C_K \frac{1}{2} \bar{K}(\bar{\mathbf{x}}) \bar{\rho} \bar{\mathbf{u}} |\bar{\mathbf{u}}|, \\ \partial_{\bar{t}} (\bar{\rho} \bar{E}) + \nabla_{\bar{\mathbf{x}}} \cdot (\bar{\rho} \bar{E} \bar{\mathbf{u}} + \bar{p} \bar{\mathbf{u}}) = C_Q \bar{Q}(\bar{\mathbf{x}}, \bar{t}). \end{array} \right.$$

where $M = \frac{u_0}{a_0}$. We also suppose that $\frac{1}{Fr}, C_K \ll \frac{1}{M}$.

We perform the following asymptotic expansion :

$$\bar{\varphi}(\bar{\mathbf{x}}, \bar{t}, M) = \bar{\varphi}^{(0)}(\bar{\mathbf{x}}, \bar{t}) + M \bar{\varphi}^{(1)}(\bar{\mathbf{x}}, \bar{t}) + M^2 \bar{\varphi}^{(2)}(\bar{\mathbf{x}}, \bar{t}) + \dots$$

on each non-dimensioned variables $\bar{\varphi} \in \{\bar{\rho}, \bar{c}, \bar{\mathbf{u}}, \bar{E}, \bar{p}\}$.

- **Orders** M^{-2} and M^{-1} :

$$\nabla \bar{p}^{(0)} = \nabla \bar{p}^{(1)} = 0.$$

- This leads to the non-dimensioned pressure field behaviour

$$\bar{p}(\bar{\mathbf{x}}, \bar{t}, M) = \bar{p}^{(0)}(\bar{t}) + M^2 \bar{p}^{(2)}(\bar{\mathbf{x}}, \bar{t}) + \mathcal{O}(M^3).$$

In other words : at low Mach number, the spatial variation of the non-dimensioned pressure field is of magnitude $\mathcal{O}(M^2)$. See *Klainerman Majda 1981, Guillart Viozat 1999, Dellacherie 2010...*

- ▶ We numerically solve the HRM system with a **finite volume approach** on mesh $\Omega = \{\Omega_i \subset \Omega, i = 1, \dots, N\}$ which gives the following semi-discrete formulation

$$\partial_t U_i + \frac{1}{|\Omega_i|} \sum_{\Gamma_{ij} \subset \overline{\Omega_i} \cap \overline{\Omega_j}} |\Gamma_{ij}| \Phi_{ij}(U_i, U_j, \mathbf{n}_{ij}) = S(U_i), \forall \Omega_i \subset \Omega.$$

- ▶ The numerical fluxes Φ_{ij} on each face $\Gamma_{ij} \subset \overline{\Omega_i} \cap \overline{\Omega_j}$ are given in FLICA4 by the **VF-Roe scheme** : we solve a linearized Riemann problem between cells Ω_i and Ω_j .
- ▶ The **Roe matrix** is used to linearize the jacobian matrix of the convective fluxes in order to solve the Riemann problem.

The numerical fluxes are defined by :

$$\Phi_{ij}(U_i, U_j, \mathbf{n}_{ij}) = F(U^*(U_i, U_j, \mathbf{n}_{ij})) \mathbf{n}_{ij} = \begin{pmatrix} (\rho u)^* \\ (\rho c)^* u^* \\ (\rho u)^* \mathbf{u}^* + p^* \mathbf{n}_{ij} \\ (\rho E)^* u^* + p^* u^* \end{pmatrix},$$

where

$U^*(U_i, U_j, \mathbf{n}_{ij})$ the solution of the lin. Riemann problem at face Γ_{ij} ,

$u^* = \mathbf{u}^* \cdot \mathbf{n}_{ij}$, the normal velocity at face Γ_{ij} ,

$p^* = p(\rho^*, (\rho c)^*, (\rho e)^*)$, the pressure at face Γ_{ij} .

A more explicit formula can be obtained for p^* :

$$p^* = \frac{p_i + p_j}{2} - \frac{\rho_{ij} a_{ij}}{2} \Delta_{ij} u,$$

where $\Delta_{ij} u = (\mathbf{u}_j - \mathbf{u}_i) \cdot \mathbf{n}_{ij}$ and $\varphi_{ij}, \varphi \in \{\rho, a\}$, the Roe average density and the sound mixture velocity (see *Toumi, JCP, 1992*, for more details).

In a non-dimensioned form, this pressure at face writes :

$$\bar{p}^* = \frac{\bar{p}_i + \bar{p}_j}{2} - M \frac{\bar{\rho}_{ij} \bar{a}_{ij}}{2} \Delta_{ij} \bar{u}.$$

The upwind term on the right is of magnitude $\mathcal{O}(M \Delta x)$. This leads to

$$\bar{p}(\bar{\mathbf{x}}, \bar{t}) \approx \bar{p}^0(\bar{t}) + M \bar{p}^1(\bar{\mathbf{x}}, \bar{t}) + M^2 \bar{p}^2(\bar{\mathbf{x}}, \bar{t}) + \dots$$

At low Mach number, the VF-Roe scheme creates a **spurious component** \bar{p}^1 in the non-dimensioned pressure field.

A way to solve this issue is the **pressure correction** technique.

- ▶ **VF-Roe All-Mach** pressure correction (*Dellacherie and al. 2016*)

$$p_{AM}^* = \frac{p_i + p_j}{2} - \theta_{ij} \frac{\rho_{ij} a_{ij}}{2} \Delta_{ij} u$$

with

$$\theta_{ij} = \min(1, M_{ij}), \quad M_{ij} = \frac{|\mathbf{u}_{ij}|}{a_{ij}}.$$

- ▶ **VF-Roe FLICA4** pressure correction

$$p_{F4}^* = \frac{p_i + p_j}{2} - \theta_{ij} \frac{\rho_{ij} a_{ij}}{2} \Delta_{ij} u + \frac{u_{ij}}{2|\mathbf{u}_{ij}|} \Delta_{ij} p.$$

Centering the pressure at face by removing spatial diffusion leads to a loss of stability. Then checkerboard modes appear...

Context and motivation

The HRM model and numerical approximation

Extension of the new Roe scheme

Some steady test case in 1D and 2D

Boiling 1D-channel with a singular pressure loss

Flow rate balancing with 3 singular pressure losses

Incoming flow in two channels with thermal power

Conclusion and perspective

- ▶ We define the two dimensionless times associated to the material waves and the acoustic waves as following :

$$\bar{t} = \frac{t}{l_0/u_0},$$

$$\tau = \frac{t}{l_0/a_0} = \frac{t}{l_0/u_0} \frac{1}{u_0/a_0} = \frac{\bar{t}}{M}.$$

- ▶ Then we do the asymptotic expansion with these two dimensionless times :

$$\bar{\varphi}(\bar{\mathbf{x}}, \bar{t}, \tau, M) = \bar{\varphi}^{(0)}(\bar{\mathbf{x}}, \bar{t}, \tau) + M\bar{\varphi}^{(1)}(\bar{\mathbf{x}}, \bar{t}, \tau) + M^2\bar{\varphi}^{(2)}(\bar{\mathbf{x}}, \bar{t}, \tau) + \dots$$

- ▶ Temporal derivative of variable $\bar{\varphi}$ with this new time dependence is :

$$\partial_{\bar{t}}\bar{\varphi}(\bar{\mathbf{x}}, \bar{t}) = \partial_{\bar{t}}\bar{\varphi}(\bar{\mathbf{x}}, \bar{t}, \tau) + \frac{1}{M}\partial_{\tau}\bar{\varphi}(\bar{\mathbf{x}}, \bar{t}, \tau).$$

- ▶ When injecting this asymptotic development into the non-dimensional Euler equations, we obtain the **first-order wave equation** on $(\bar{p}^{(1)}, (\bar{\rho}\bar{\mathbf{u}})^{(0)})$.

- ▶ New set of generic dissipative terms are added to semi-discrete wave equation solved with the standard Roe scheme.
- ▶ These new diffusive terms are fixed by ensuring the following properties :
 1. a **semi-discrete energy inequality** ;
 2. the **accuracy at low Mach number** by using the fix of *Dellacherie and al.* ;
 3. a **standard CFL** stability condition thanks to a Von Neumann analysis.
- ▶ In the following, the new scheme is named **VF-Roe LMAAP** for *Low Mach Acoustic Accuracy Preserving*.

The methodology is applied to the HRM set of equations with a **perfect gas EOS** :

$$p = (\gamma - 1)\rho e.$$

This leads to

$$\Phi_{ij}^{LMAAP}(U_i, U_j, \mathbf{n}_{ij}) = \begin{pmatrix} (\rho u)^* \\ (\rho c)^* u^* \\ (\rho u)^* \mathbf{u}^* + p_{AM}^* \mathbf{n}_{ij} \\ (\rho E)^* u^* + p_{AM}^* u^* \end{pmatrix} - (1 - \theta_{ij}) \begin{pmatrix} 0 \\ 0 \\ \mp \frac{1}{2\sqrt{d}} \Delta_{ij} p \mathbf{1}_d \\ \frac{H_{ij}}{2a_{ij}} \Delta_{ij} p \pm \frac{\rho_{ij} H_{ij}}{2\sqrt{d}} \Delta_{ij} \mathbf{u} \cdot \mathbf{1}_d \end{pmatrix}.$$

The new terms on the right depend on the problem dimension where d is the dimension and $\mathbf{1}_d = (1, \dots, 1)^T$.

However, perfect gas EOS is not an accurate representation of liquid water behaviour. A better approximation would be the **stiffened gas EOS** :

$$p = (\gamma - 1)\rho(e - q) - \gamma\pi.$$

The same analysis with the SG EOS gives :

$$\Phi_{ij}^{LMAAP}(U_i, U_j, \mathbf{n}_{ij}) = \begin{pmatrix} (\rho u)^* \\ (\rho c)^* u^* \\ (\rho u)^* \mathbf{u}^* + p_{AM}^* \mathbf{n}_{ij} \\ (\rho E)^* u^* + p_{AM}^* u^* \end{pmatrix} - (1 - \theta_{ij}) \begin{pmatrix} \frac{1}{2a_{ij}} \Delta_{ij} p \pm \frac{\rho_{ij}}{2\sqrt{d}} \Delta_{ij} \mathbf{u} \cdot \mathbf{1}_d \\ 0 \\ \mp \frac{1}{2\sqrt{d}} \Delta_{ij} p \mathbf{1}_d \\ \frac{H_{ij}}{2a_{ij}} \Delta_{ij} p \pm \frac{\rho_{ij} H_{ij}}{2\sqrt{d}} \Delta_{ij} \mathbf{u} \cdot \mathbf{1}_d \end{pmatrix}.$$

The main difference with PG EOS is that the **mass flux is also corrected**. The new right part of the fluxes is not applied for the wall boundary type conditions.

Context and motivation

The HRM model and numerical approximation

Extension of the new Roe scheme

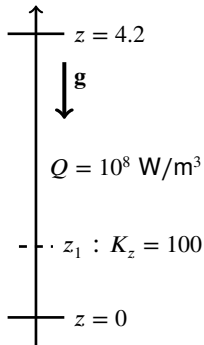
Some steady test case in 1D and 2D

Boiling 1D-channel with a singular pressure loss

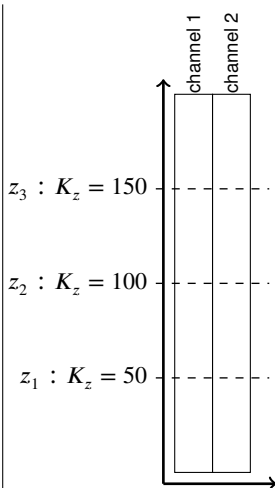
Flow rate balancing with 3 singular pressure losses

Incoming flow in two channels with thermal power

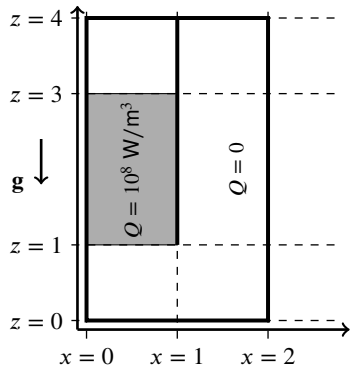
Conclusion and perspective



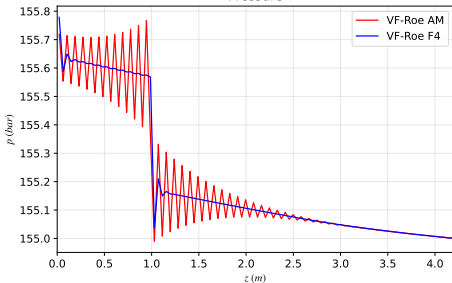
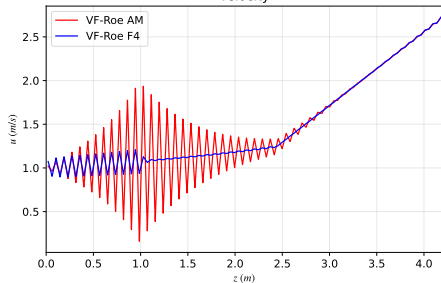
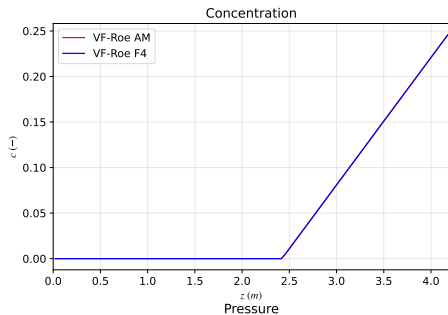
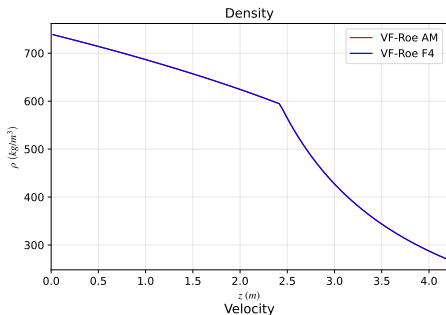
Boiling 1D-channel with a singular pressure loss

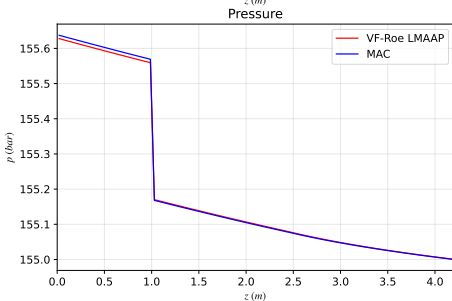
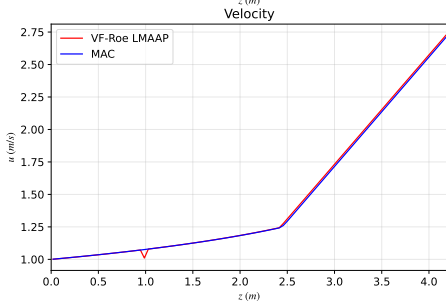
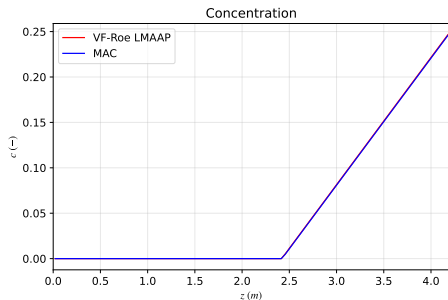
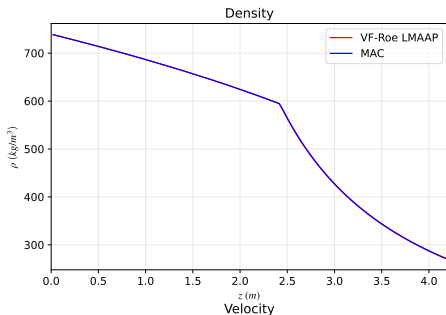


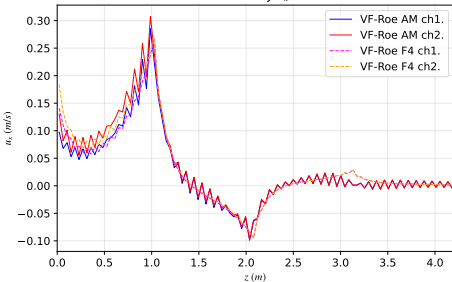
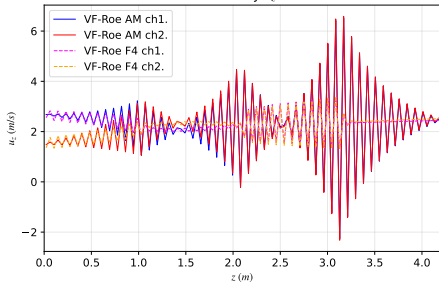
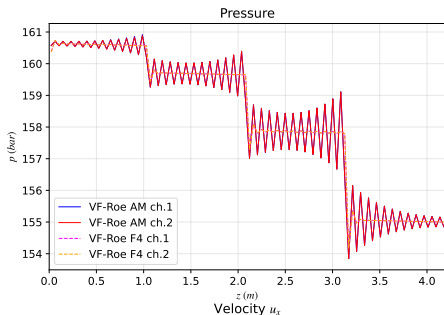
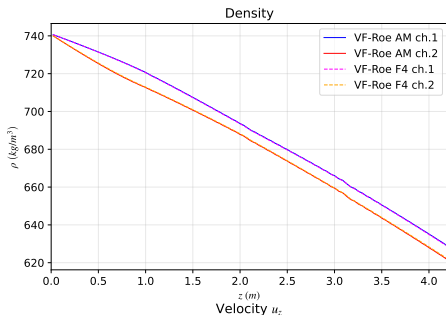
Flow rate balancing with 3 singular pressure losses

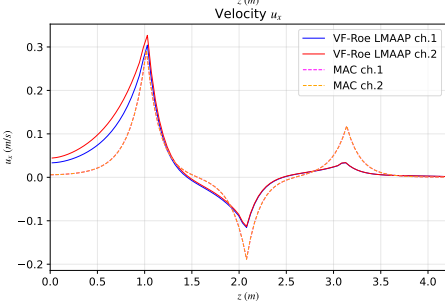
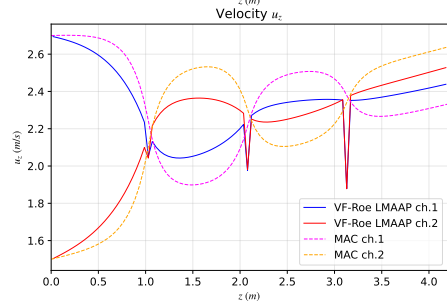
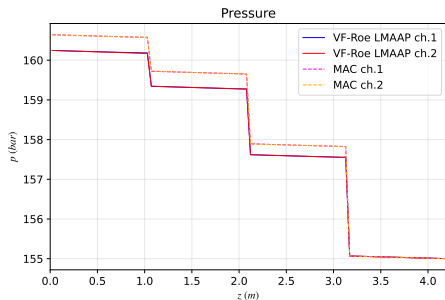
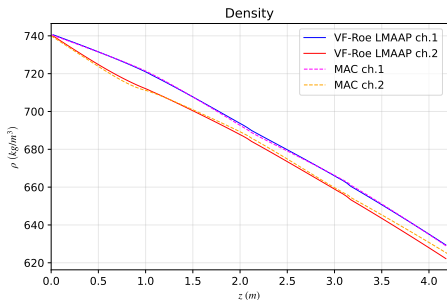


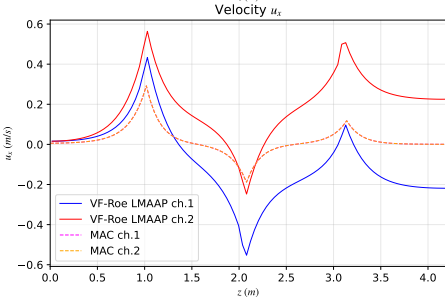
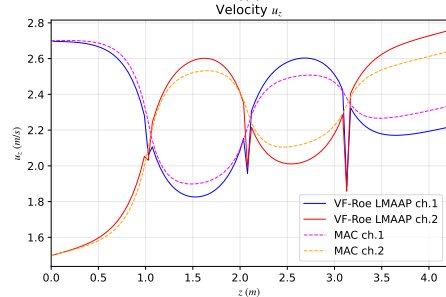
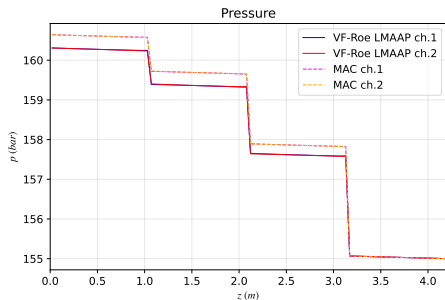
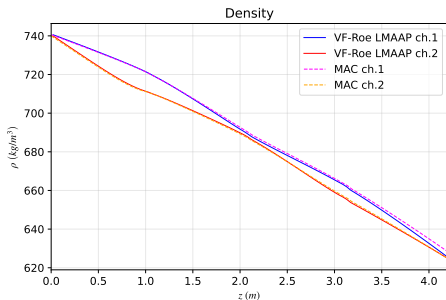
Incoming flow in two channels with thermal power











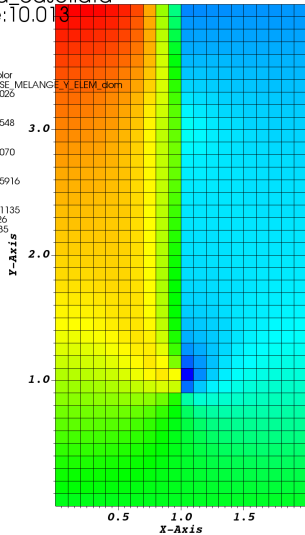
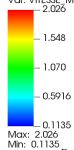
DB: a_case.lata

Time: T0.013

Mesh
Var: dom

Pseudocolor

Var: VITESSE_MELANGE_V_ELEM_dom



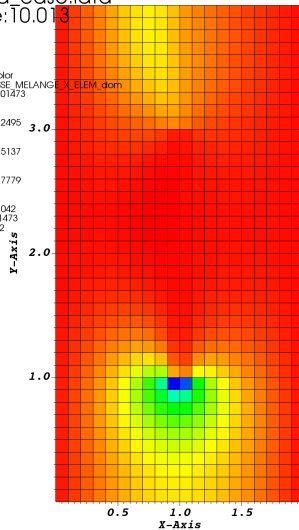
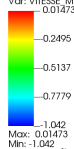
DB: a_case.lata

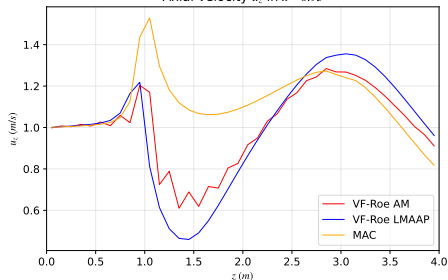
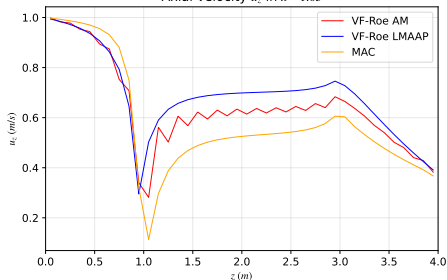
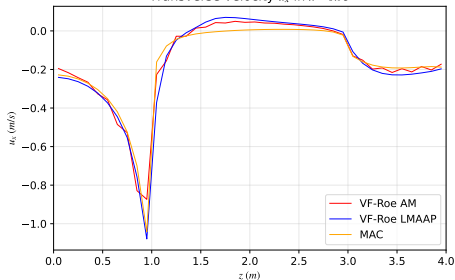
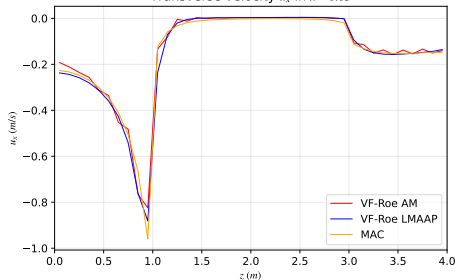
Time: T0.013

Mesh
Var: dom

Pseudocolor

Var: VITESSE_MELANGE_X_ELEM_dom



Axial velocity u_z in $x=0.95$ Axial velocity u_z in $x=1.05$ Transverse velocity u_x in $x=0.95$ Transverse velocity u_x in $x=1.05$ 

Context and motivation

The HRM model and numerical approximation

Extension of the new Roe scheme

Some steady test case in 1D and 2D

Boiling 1D-channel with a singular pressure loss

Flow rate balancing with 3 singular pressure losses

Incoming flow in two channels with thermal power

Conclusion and perspective

- ▶ As promised, the new LMAAP scheme **does not show any checkerboard modes**, even with « mean » source terms (singular pressure loss).
- ▶ However, we still have **issues** when applying the new corrected fluxes in **all directions** for $d > 1$.
- ▶ All tests work fine when applying the LMAAP fluxes only in the axial direction with $d = 1$ (main flow direction) and the Dellacherie fix only in the transverse direction : there are no checkerboard modes and we obtain the right physical solution.

- ▶ Potential programming bug? Effect of asymmetrical flows? Influence of walls BC?
- ▶ Further investigations are required...
- ▶ Also we would have to develop a LMAAP scheme for HRM model with the mixture EOS of the general form :

$$p = p(\rho, \rho c, \rho e).$$



Thank you for your attention