



HAL
open science

Long-term temporal stability of the DarkSide-50 dark matter detector

P. Agnes, I.F.M. Albuquerque, T. Alexander, A.K. Alton, M. Ave, H.O. Back, G. Batignani, K. Biery, V. Bocci, W.M. Bonivento, et al.

► **To cite this version:**

P. Agnes, I.F.M. Albuquerque, T. Alexander, A.K. Alton, M. Ave, et al.. Long-term temporal stability of the DarkSide-50 dark matter detector. *Journal of Instrumentation*, 2024, 19 (05), P05057 (15 p.). 10.1088/1748-0221/19/05/P05057 . cea-04695260

HAL Id: cea-04695260

<https://cea.hal.science/cea-04695260v1>

Submitted on 13 Sep 2024

HAL is a multi-disciplinary open access archive for the deposit and dissemination of scientific research documents, whether they are published or not. The documents may come from teaching and research institutions in France or abroad, or from public or private research centers.

L'archive ouverte pluridisciplinaire **HAL**, est destinée au dépôt et à la diffusion de documents scientifiques de niveau recherche, publiés ou non, émanant des établissements d'enseignement et de recherche français ou étrangers, des laboratoires publics ou privés.

Long-term temporal stability of the DarkSide-50 dark matter detector

The DarkSide-50 Collaboration

P. Agnes,^a I.F.M. Albuquerque,^b T. Alexander,^c A.K. Alton,^d M. Ave,^b H.O. Back,^c G. Batignani,^{e,f} K. Biery,^g V. Bocci,^h W.M. Bonivento,ⁱ B. Bottino,^{j,k} S. Bussino,^{l,m} M. Cadeddu,ⁱ M. Cadoni,^{n,i} F. Calaprice,^o A. Caminata,^k M.D. Campos,^p N. Canci,^q M. Caravati,ⁱ N. Cargioli,ⁱ M. Cariello,^k M. Carlini,^{q,r} V. Cataudella,^{s,t} P. Cavalcante,^{u,q} S. Cavaduoti,^{s,t} S. Chashin,^v A. Chepurinov,^v C. Cicalò,ⁱ G. Covone,^{s,t} D. D'Angelo,^{w,x} S. Davini,^k A. De Candia,^{s,t} S. De Cecco,^{h,y} G. De Filippis,^{s,t} G. De Rosa,^{s,t} A.V. Derbin,^z A. Devoto,^{n,i} M. D'Incecco,^q C. Dionisi,^{h,y} F. Dordei,ⁱ M. Downing,^{aa} D. D'Urso,^{ab,ac} M. Fairbairn,^p G. Fiorillo,^{s,t} D. Franco,^{ad} F. Gabriele,ⁱ C. Galbiati,^{o,r,q} C. Ghiano,^q C. Giganti,^{ae} G.K. Giovanetti,^o A.M. Goretti,^q G. Grilli di Cortona,^{af,h} A. Grobov,^{ag,ah} M. Gromov,^{v,ai} M. Guan,^{aj} M. Gulino,^{ak,ac} B.R. Hackett,^c K. Herner,^g T. Hessel,^{ad} B. Hosseini,ⁱ F. Hubaut,^{al} T. Hugues,^{am} E.V. Hungerford,^{an} An. Ianni,^{o,q} V. Ippolito,^h K. Keeter,^{ao} C.L. Kendziora,^g M. Kimura,^{am} I. Kochanek,^q D. Korabely,^{ai} G. Korga,^{an,q} A. Kubankin,^{ap} M. Kuss,^e M. Kuźniak,^{am} M. La Commara,^{s,t} M. Lai,^{n,i} X. Li,^o M. Lissia,ⁱ G. Longo,^{s,t} O. Lychagina,^{ai,v} I.N. Machulin,^{ag,ah} L.P. Mapelli,^{aq} S.M. Mari,^{l,m} J. Maricic,^{ar} A. Messina,^{h,y} R. Milincic,^{ar} J. Monroe,^a M. Morrocchi,^{e,f} X. Mougeot,^{as} V.N. Muratova,^z P. Musico,^k A.O. Nozdrina,^{ag,ah} A. Oleinik,^{ap} F. Ortica,^{at,au} L. Pagani,^{av} M. Pallavicini,^{j,k} L. Pandola,^{ac} E. Pantic,^{av} E. Paoloni,^{e,f} K. Pelczar,^{q,aw} N. Pelliccia,^{at,au} S. Piacentini,^{h,y} A. Pocar,^{aa} D.M. Poehlmann,^{av} S. Pordes,^g S.S. Poudel,^{an} P. Pralavorio,^{al} D.D. Price,^{ax} F. Ragusa,^{w,x} M. Razeti,ⁱ A. Razeto,^q A.L. Renshaw,^{an} M. Rescigno,^h J. Rode,^{ae,ad} A. Romani,^{at,au} D. Sablone,^{o,q} O. Samoylov,^{ai} E. Sandford,^{ax} W. Sands,^o S. Sanfilippo,^{ac} C. Savarese,^o B. Schlitzer,^{av} D.A. Semenov,^z A. Shchagin,^{ap} A. Sheshukov,^{ai} M.D. Skorokhvatov,^{ag,ah} O. Smirnov,^{ai} A. Sotnikov,^{ai} S. Stracka,^e Y. Suvorov,^{s,t} R. Tartaglia,^q G. Testera,^k A. Tonazzo,^{ad} E.V. Unzhakov,^z A. Vishneva,^{ai} R.B. Vogelaar,^u M. Wada,^{am,n} H. Wang,^{aq} Y. Wang,^{aq,aj} S. Westerdale,^{ay} M.M. Wojcik,^{aw} X. Xiao,^{aq} C. Yang,^{aj} G. Zuzel^{aw}

^aDepartment of Physics, Royal Holloway University of London, Egham TW20 0EX, UK

^bInstituto de Física, Universidade de São Paulo, São Paulo 05508-090, Brazil

^cPacific Northwest National Laboratory, Richland, WA 99352, USA

^dPhysics Department, Augustana University, Sioux Falls, SD 57197, USA

^eINFN Pisa, Pisa 56127, Italy

^fPhysics Department, Università degli Studi di Pisa, Pisa 56127, Italy

^gFermi National Accelerator Laboratory, Batavia, IL 60510, USA

^hINFN Sezione di Roma, Roma 00185, Italy

ⁱINFN Cagliari, Cagliari 09042, Italy
^jPhysics Department, Università degli Studi di Genova, Genova 16146, Italy
^kINFN Genova, Genova 16146, Italy
^lINFN Roma Tre, Roma 00146, Italy
^mMathematics and Physics Department, Università degli Studi Roma Tre, Roma 00146, Italy
ⁿPhysics Department, Università degli Studi di Cagliari, Cagliari 09042, Italy
^oPhysics Department, Princeton University, Princeton, NJ 08544, USA
^pPhysics, Kings College London, Strand, London WC2R 2LS, UK
^qINFN Laboratori Nazionali del Gran Sasso, Assergi (AQ) 67100, Italy
^rGran Sasso Science Institute, L'Aquila 67100, Italy
^sPhysics Department, Università degli Studi "Federico II" di Napoli, Napoli 80126, Italy
^tINFN Napoli, Napoli 80126, Italy
^uVirginia Tech, Blacksburg, VA 24061, USA
^vSkobeltsyn Institute of Nuclear Physics, Lomonosov Moscow State University, Moscow 119234, Russia
^wPhysics Department, Università degli Studi di Milano, Milano 20133, Italy
^xINFN Milano, Milano 20133, Italy
^yPhysics Department, Sapienza Università di Roma, Roma 00185, Italy
^zSaint Petersburg Nuclear Physics Institute, Gatchina 188350, Russia
^{aa}Amherst Center for Fundamental Interactions and Physics Department, University of Massachusetts, Amherst, MA 01003, USA
^{ab}Chemistry and Pharmacy Department, Università degli Studi di Sassari, Sassari 07100, Italy
^{ac}INFN Laboratori Nazionali del Sud, Catania 95123, Italy
^{ad}APC, Université de Paris, CNRS, Astroparticule et Cosmologie, Paris F-75013, France
^{ae}LPNHE, CNRS/IN2P3, Sorbonne Université, Université Paris Diderot, Paris 75252, France
^{af}INFN Laboratori Nazionali di Frascati, Frascati 00044, Italy
^{ag}National Research Centre Kurchatov Institute, Moscow 123182, Russia
^{ah}National Research Nuclear University MEPhI, Moscow 115409, Russia
^{ai}Joint Institute for Nuclear Research, Dubna 141980, Russia
^{aj}Institute of High Energy Physics, Beijing 100049, China
^{ak}Engineering and Architecture Faculty, Università di Enna Kore, Enna 94100, Italy
^{al}Centre de Physique des Particules de Marseille, Aix Marseille Univ, CNRS/IN2P3, CPPM, Marseille, France
^{am}AstroCeNT, Nicolaus Copernicus Astronomical Center, 00-614 Warsaw, Poland
^{an}Department of Physics, University of Houston, Houston, TX 77204, USA
^{ao}School of Natural Sciences, Black Hills State University, Spearfish, SD 57799, USA
^{ap}Radiation Physics Laboratory, Belgorod National Research University, Belgorod 308007, Russia
^{aq}Physics and Astronomy Department, University of California, Los Angeles, CA 90095, USA
^{ar}Department of Physics and Astronomy, University of Hawai'i, Honolulu, HI 96822, USA
^{as}Université Paris-Saclay, CEA, List, Laboratoire National Henri Becquerel (LNE-LNHB), F-91120 Palaiseau, France
^{at}Chemistry, Biology and Biotechnology Department, Università degli Studi di Perugia, Perugia 06123, Italy
^{au}INFN Perugia, Perugia 06123, Italy
^{av}Department of Physics, University of California, Davis, CA 95616, USA
^{aw}M. Smoluchowski Institute of Physics, Jagiellonian University, 30-348 Krakow, Poland
^{ax}The University of Manchester, Manchester M13 9PL, United Kingdom
^{ay}Department of Physics and Astronomy, University of California, Riverside, CA 92507, USA

ABSTRACT: The stability of a dark matter detector on the timescale of a few years is a key requirement due to the large exposure needed to achieve a competitive sensitivity. It is especially crucial to enable the detector to potentially detect any annual event rate modulation, an expected dark matter signature. In this work, we present the performance history of the DarkSide-50 dual-phase argon time projection chamber over its almost three-year low-radioactivity argon run. In particular, we focus on the electroluminescence signal that enables sensitivity to sub-keV energy depositions. The stability of the electroluminescence yield is found to be better than 0.5%. Finally, we show the temporal evolution of the observed event rate around the sub-keV region being consistent to the background prediction.

KEYWORDS: Dark Matter detectors (WIMPs, axions, etc.), Time projection Chambers (TPC)

ARXIV EPRINT: [2311.18647](https://arxiv.org/abs/2311.18647)

Contents

1	Introduction	1
2	The DarkSide-50 detector	2
3	Stability of the detector performance	3
3.1	Methodology	4
3.2	Stability of each parameter	5
3.2.1	Cryogenic system	5
3.2.2	PMT response	5
3.2.3	Electric fields	6
3.2.4	Scintillation light yield	6
3.2.5	Electroluminescence yield	6
3.2.6	Liquid argon purity	7
3.2.7	Overall parameters stability	7
4	TPC event rate stability	8
4.1	Expectation from radioactivity	8
4.2	Analysis with the background model	9
5	Conclusion	10

1 Introduction

Dark matter direct detection experiments with an Earth-based detector look for energy depositions from an interaction between dark matter and the detector medium. In the Standard Halo Model, the orbital motion of the Earth around the Sun produces an annual variation of the relative velocity of the Earth with respect to the Galactic center, and consequently with respect to the static dark matter halo. As the energy deposition depends on the relative dark matter velocity, the count rate above the detector threshold may show an annual oscillation [1]. The detection of such an oscillation is a promising avenue towards the discovery of dark matter.

As of today, several experiments have conducted an annual modulation search using a variety of detector technologies. The DAMA Collaboration (DAMA/NaI and DAMA/LIBRA) has operated a large array of NaI crystal detectors in the deep underground site of *Laboratori Nazionali del Gran Sasso* (LNGS) in Italy, observing a clear modulation [2, 3]. The signal is in the energy window of 0.75–6 keV_{ee} (“electron-recoil equivalent”) and appears to be consistent in phase and period with the dark matter hypothesis. However, other experiments using liquid xenon detectors have failed to confirm this result [4–6]. The interpretation of the observed modulation in several dark matter models, including Weakly Interacting Massive Particles (WIMPs), has also been constrained by

many experiments, e.g. refs. [6–14]. DAMA’s observation represents a long-standing anomaly, while other experiments adopting technologies similar to DAMA’s are making progress towards definitively testing the result [15–17].

Dual-phase noble liquid time projection chambers (TPCs), if employing solely the ionization signal, reach sensitivity to lower-energy depositions, far below DAMA’s threshold [18–20]. However, the long-term operation of such detectors requires active cryogenic controls to maintain a high-purity target. Thus, careful attention has to be paid to the detector performance, as the stability of the event rate is highly sensitive to the cryogenic conditions.

The DarkSide-50 experiment performed a direct dark matter search using a liquid argon TPC at LNGS [10, 18, 21–25]. Here, we present a study of the stability of the DarkSide-50 TPC performance over the data-taking period of 2.5 years. We also present the temporal evolution of both the expected and observed event rate in the low energy region that is of particular interest for the dark matter search.

2 The DarkSide-50 detector

The DarkSide-50 TPC measures scintillation (S1) and ionization signals from an energy deposition in the liquid phase. It is filled by an active mass of (46.4 ± 0.7) kg of low-radioactivity argon extracted from a deep underground source (UAr) [21, 26–28]. A thin gas layer (“gas pocket”) lies above the active volume to convert the ionization signal to electroluminescence light (S2). Two arrays of nineteen 3-inch Hamamatsu R11065 photomultiplier tubes (PMTs) are located at the top and the bottom of the TPC. As the argon light emission lies in the vacuum ultraviolet (128 nm), it is downshifted to the visible spectrum before reaching the PMT by a wavelength shifter (TPB, tetraphenyl butadiene) coated on all inner surfaces facing the fiducial volume. The PMT signals are routed to a digitizer that triggers upon a coincidence of at least two PMTs above 0.6 photoelectron (PE) within 100 ns [29]. The average S2 PE per ionization electron (g_2) in the inner ~ 23 cm-diameter cylindrical volume (~ 20 kg), which defines the fiducial volume for the S2-only analysis in refs. [18, 22–25], is measured to be 17–23 PE/ e^- , depending on the radial position of an electron extracted to the gas phase. The resolution of a single electron signal is $0.27 e^-$. The trigger efficiency for S2 from that volume reaches $\sim 100\%$ at $1.3 e^-$ [22].

The argon inside the TPC is handled by the system shown in figure 1. Gaseous argon extracted from the cryostat containing the TPC passes through a commercial getter gas purifier (SAES Monotorr PS4-MT50-R-2 [30]) where electronegative and VUV light absorbing impurities, such as O_2 , H_2O , CH_4 , and N_2 , are reduced to parts per billion levels. The gas is then pre-cooled by a heat exchanger coupled to cold nitrogen and is passed through a charcoal trap for radon removal. A condenser following the filters returns purified liquid argon directly into the TPC. The gas pocket of the TPC is maintained by a “boiler” on the side of the TPC which extracts liquid argon from the inside of the TPC and returns boiled-off gas. The electronics and the filters are located in the clean room on top of the water and liquid scintillator tanks surrounding the cryostat.

Data collection lasted 35 months, between April 2015 when the detector was filled with UAr, until February 2018 (see figure 2(a)). The UAr was extracted in southwestern Colorado, purified at Fermi National Accelerator Laboratory, and transported to LNGS [26, 27]. The data from the first four months yielded the initial dark matter search [21] and were also used to calibrate the

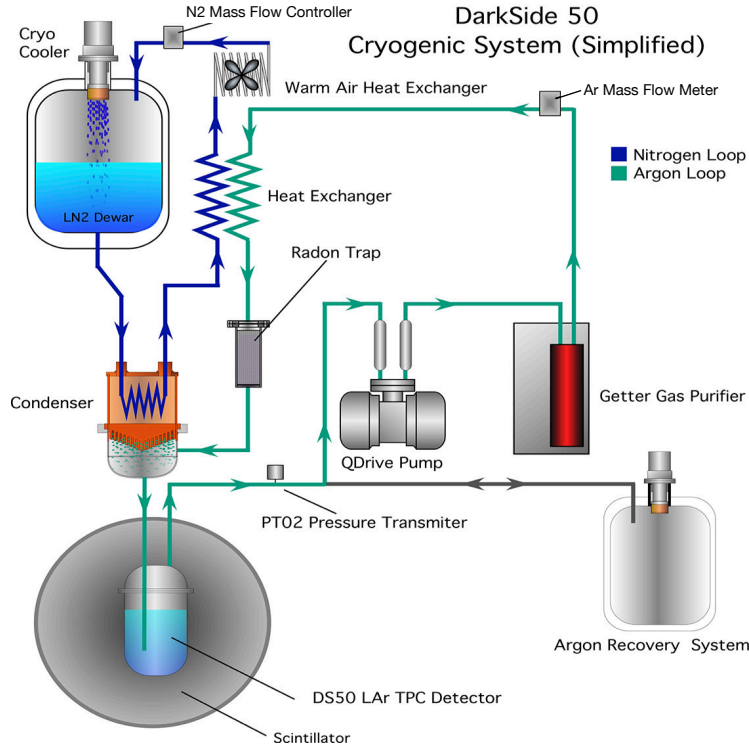


Figure 1. Schematic overview of the DarkSide-50 cryogenic system.

detector thanks to the presence of a measurable amount of ^{37}Ar (the half-life of 35.0 d), a product of cosmogenic activation of argon during its transportation [31]. The last 27 months of data taking were used for improved dark-matter searches, see refs. [18, 24, 25]. The modulation analyses, presented in this paper as well as in ref. [32], use all the data except the initial four months', with the total livetime of 693.3 d.

More details on the DarkSide-50 apparatus can be found in refs. [29, 33].

3 Stability of the detector performance

Variations in the performance of the experimental system may affect the detector response and introduce calibration uncertainties or artificial event rate modulations. From its accumulated exposure and measured radioactive backgrounds, DarkSide-50 can be sensitive to a modulation amplitude of $\sim 1\%$ of the observed event rate. The sensitivity would decrease if the experimental system exhibits any variations larger than that level.

Three parameters especially influence the detector response. One is the electric field in the fiducial volume, F_d , which at the nominal value of 200 V/cm affects the scintillation and ionization yields approximately linearly [34]. The other two are the average numbers of detected PE per scintillation photon, g_1 , and per ionization electron, g_2 . While g_1 impacts the energy reconstruction in high-mass ($> 10 \text{ GeV}/c^2$) dark matter searches [10, 21, 33], g_2 is critical for the S2-only analyses. Indeed, a toy Monte Carlo simulation study, which accounts for the expected background model (see section 4.1) and the detector response model, suggests that a 1% fluctuation of g_2 could lead to a non-physical $O(1)$ keV signal.

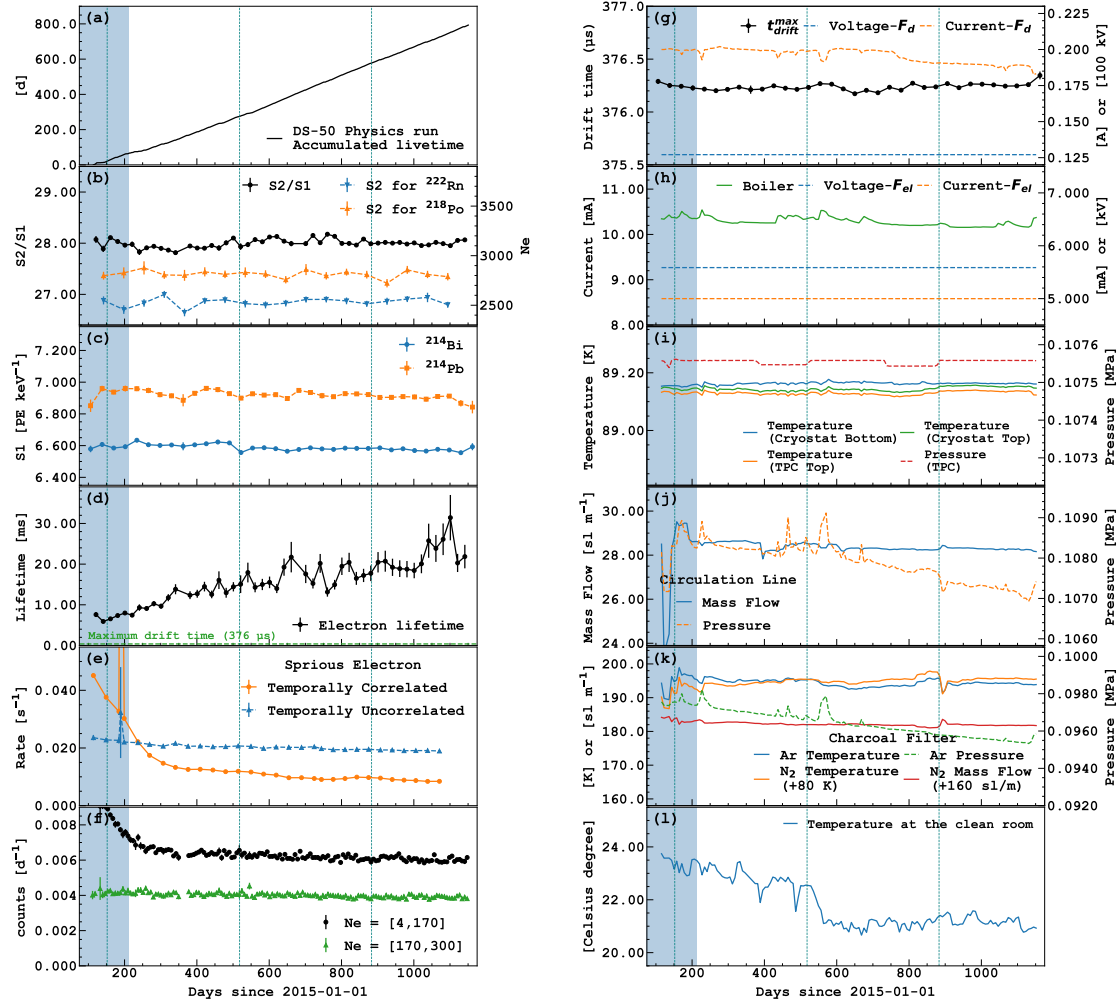


Figure 2. Temporal evolution of the detector parameters of interest for this analysis. **a**: accumulated livetime over the time, **b–d**: the parameters measured by β - or γ -ray events from the TPC such as the S2/S1 ratio, S1 detection efficiency, and electron lifetime. **e**: temporally correlated and uncorrelated SE rates. **f**: the observed event rates of both the RoI and higher energy region. **g**: full drift time of the TPC measured by the event near the cathode and the measured current at the voltage supplier. **h–l**: the parameters monitored by sensors inside the system such as temperatures, pressures, and gas flow rate. The blue-shaded period represents the period devoted to the ^{37}Ar calibration. The vertical dashed lines represent June 2nd of each year when the dark matter induced event rate is expected to be maximum.

Throughout the data-taking period we continuously monitored these and other environmental and detector parameters using source calibration data and an array of temperature, pressure and flow sensors in the argon system and monitoring the stability of voltage delivery to the TPC. The possible impact of the monitored parameters on the scintillation and ionization observables is described in the following section.

3.1 Methodology

Besides the aforementioned parameters F_d , g_1 , and g_2 , other parameters having a clear correlation with the light signals are the gain and resolution of the PMTs to a single photoelectron, the

electroluminescence field F_g , the temperature and pressure of the gas pocket of the TPC, and the liquid argon purity. Their potential impact is evaluated by propagating the observed fluctuation according to the expected correlation.

On the other hand, for other parameters the correlation with the observable is not known *a priori*. For such parameters, we calculate different correlation coefficients, namely Pearson, Kendall and Spearman, to the event rate that assess either linear or rank correlation. Here, we use the residual of the background-only fit, discussed in section 4, instead of the raw event rate, such that the decay of known short-lived isotopes is accounted for. Furthermore, a fluctuation of one parameter could produce a delayed effect in time on the event rate. In order to catch such a time-delayed correlation, we repeat the correlation coefficient calculation by introducing a time shift ranging from 1 day to 2 months.

Moreover, the Lomb-Scargle (LS) periodogram [35, 36] is supplementarily used to look for any periodical fluctuation of the parameters. The output power spectrum is compared to the false alarm probability calculated with the Bootstrap method [37], so that the significance of the periodic fluctuation in a particular period is quantified, as described in section 3.2.7.

3.2 Stability of each parameter

3.2.1 Cryogenic system

The liquid argon inside the cryostat is maintained by a proportional-integral-derivative (PID) controller which keeps the pressure at 1.08×10^5 Pa. The controller adjusts the cooling power from the nitrogen loop by the mass flow controller shown in figure 1. Another PID loop controls the temperature of the cryocooler to condense the nitrogen. The whole system is monitored by ~ 70 sensors measuring temperature, pressure, gas flow, and heating power at various points of the system.

The time profile of the argon pressure and the cryostat temperatures are shown in figure 2(i). The pressure is used in the PID control algorithm and is stable to better than 35 Pa. Temperatures are stable to within ± 0.02 K. No visible impact is anticipated in terms of g_2 , as will be discussed in section 3.2.5.

Figures 2(j-k) show the parameters associated with the argon circulation line. The mass flow of the circulation line is kept between 28–29 sl/min, while the pressure inside the line decreases continuously through the data-taking period by 1.5%. This change reflects the change in the gas temperature inside the loop. The instabilities of the temperatures and pressures related to the radon trapping part are around 1%, which fluctuate coherently. There is an indication that the spurious electron (SE) rate may have a correlation with the temperatures at the radon trap, the object of a paper in preparation. However, we do not find any way for these instabilities to affect the ionization signal above the typical energy threshold of $4 e^-$. Indeed, any of the three aforementioned correlation coefficients between these parameters and the event rate for different N_e ranges above $4 e^-$ is less than 0.06 (p-value larger than 0.15).

3.2.2 PMT response

The characterization of the PMTs is performed roughly every 12 h by illuminating the TPC with a blue laser [33] so that the gain changes are calibrated out in such timescale. All PMTs show a

similar trend in time, *i.e.* a slight monotonic decrease in gain by $\sim 5\%$ over the data-taking period, while the single photoelectron resolution remains constant. The fluctuations of both the gain and the resolution are measured to be $\sim 1\%$ by looking at the distribution of these parameters. The impact of PMT instabilities and temporal gain changes on the results of dark matter searches was assessed, with a special focus on their effect on trigger and event selection efficiency. The study demonstrates that this level of fluctuations has no visible effect on the results.

3.2.3 Electric fields

The stability of F_d is traced *in situ* by the drift time of events at the very bottom of the TPC, $t_{\text{drift}}^{\text{max}}$, where the drift time is defined as the time difference between S1 and S2. Its instability is measured to be $\mathcal{O}(0.01\%)$, as shown in figure 2(g), too small to affect the detector response. The measured voltage at the power supply providing the appropriate potential to each electrode shows fluctuations $< 0.01\%$. On the other hand, the current at the power supplier undergoes a gradual change as big as $\sim 10\%$. Although the cause of this variation remains unclear, a small correlation coefficient, of less than 0.05, to the observed event rate is found with the Pearson method. Therefore, we exclude that a modulation search could be affected by such a variation.

Since the distance between the gate grid and the anode does not change over time, F_g depends on the applied potential difference between the gate grid and the anode, and the height of the gas pocket. Figure 2(h) shows the related parameters. The high voltage supplied to achieve the potential difference is stable during the data-taking period. A power supply driving the boiler to maintain the gas pocket fluctuates by $\pm 1\%$. This however does not directly affect the gas pocket condition since it is set by a hole on the side wall of the TPC through which excess gas bubbles out to the cryostat. The stability of g_2 is independently studied in section 3.2.5.

3.2.4 Scintillation light yield

The temporal variation of g_1 is traced by mono-energetic peaks from background γ -rays. The peak positions of the 352 keV γ -ray from ^{214}Pb and 609 keV γ -ray from ^{214}Bi are shown in figure 2(c). Fluctuations of g_1 over the data-taking period are evaluated as 0.3%. It is also worth noting that the fluctuations from these two peaks do not appear to be correlated.

An independent test of the g_1 stability was performed by looking at calibration campaigns injecting $^{83\text{m}}\text{Kr}$ diffused radioactive source into the TPC. The fluctuation between the three campaigns performed during the period is $\sim 0.4\%$ [10].

3.2.5 Electroluminescence yield

As mentioned, since g_2 affects directly the observed ionization spectrum, its stability is of particular interest. It is monitored via the S2/S1 ratio, R , of the background β -ray events whose energy is higher than the region of interest (RoI) for dark matter searches ($3\text{--}170 e^-$). The parameter R is corrected by the electron lifetime τ_e as obtained in section 3.2.6. Figure 2(b) shows the temporal evolution of R , showing a fluctuation of 0.4%. Taking into account the fluctuation of g_1 , that of g_2 is evaluated to be no more than 0.5%.

An auxiliary analysis traces the S2 spectrum from α -ray events that happened inside the bulk UAr. By using the S1 yields to select ^{222}Rn and ^{218}Po events [38], we get the monthly averaged

S2 yield for each of them. The instability is less than 1.5% as shown in figure 2(b), where the sensitivity is limited by the statistical uncertainty.

It is known that the electroluminescence yield has a positive linear relationship with the electric field and a negative linear relationship with the number density of argon atoms. As a cross check of our measurements, based on ref. [39], we calculate the fluctuation by propagating the measured fluctuations of the temperature and pressure inside the TPC. It predicts a negligible (relative change of $<O(10^{-4})$) fluctuation of g_2 as consistent with the observation above.

3.2.6 Liquid argon purity

Any impurities inside liquid argon may cause the deterioration of the detector’s performance. In particular, electronegative impurities, such as O_2 , H_2O , and CH_4 , absorb drifting electrons during their path to the gaseous phase and more heavily suppress electrons closer to the cathode. The electron lifetime τ_e is measured by looking at a dependence of R on the path length of the electron. Figure 2(d) shows the temporal evolution of τ_e , which increases from 5 ms (corresponding to an O_2 equivalent concentration of 60 ppt [40]) to >20 ms (15 ppt), while its fluctuation is ~ 1 ms. In addition, τ_e is well over an order of magnitude longer than the TPC full drift time of 376 μs . Such a long lifetime and a small fluctuation with respect to the drift time are expected to have no significant impact on the observed event rate, as confirmed by a Monte Carlo simulation incorporating the suppression probability of the drift electrons in that range.

3.2.7 Overall parameters stability

As mentioned in section 3.1, for most of the parameters there is no expected *a priori* mechanism responsible for causing sizable fluctuations of the event rate. Nevertheless, we performed an analysis on all sensors to assess a potential seasonal change and a non-trivial influence they may have. All of the aforementioned three correlation coefficients are well contained, between -0.07 and 0.10 (p-values larger than 0.01), for different N_e ranges relevant to the dark-matter search. In addition, as anticipated the time-delay analysis returned low correlation coefficient values, between -0.08 and 0.10 , showing no sign of potential delayed impact in the TPC event rate. Owing to the overall stability of these parameters as well as the low correlation they have with the TPC event rate, we can safely affirm that none of the small visible fluctuations are impactful.

Finally, we perform a sanity analysis on all of the parameters based on the LS periodogram. We find that only a few parameters have a periodicity of 1 yr with a 3σ significance. Namely, the argon pressure and temperature inside the cryostat (figure 2(i)), the liquid level of the nitrogen dewar, and temperatures of auxiliary pumps inside the system. However, thanks to the already presented stability of the argon pressure and temperature, as well as the aforementioned correlation analysis yielding coefficients lower than, 0.03, 0.07, -0.05, -0.07, respectively, we consider that the few parameters with periodicity found with the LS analysis have no impact on the final result. We also note that we do not find any known mechanism of affecting the TPC performance for the latter two parameters.

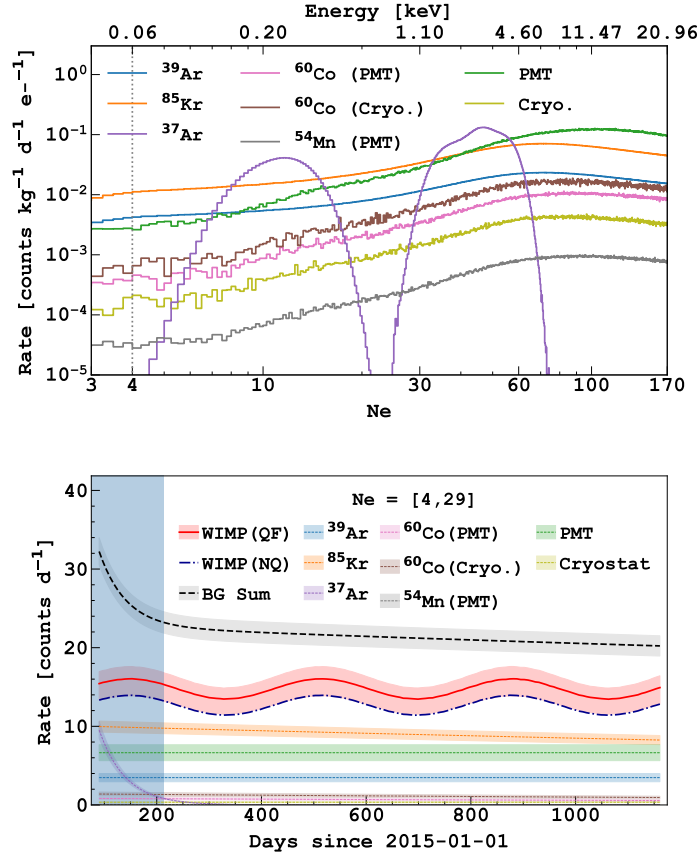


Figure 3. Top: background model of each component with their total uncertainties including both shape and amplitude systematics. The amplitude of each component shown here is normalized at 123 d passed since the reference day. Bottom: temporal evolution of the expected rate from each background source within $4\text{--}29 e^-$. Also shown are that of WIMP with $3 \text{ GeV}/c^2$ assuming WIMP-nucleon cross-section equal to $3 \times 10^{-41} \text{ cm}^2$ with (QF) and without (NQ) quenching fluctuations (see text for more detail). The blue-shaded period is same as in figure 2.

4 TPC event rate stability

4.1 Expectation from radioactivity

The majority of the observed events in the RoI come from diffused β -emitters (^{39}Ar and ^{85}Kr) and γ - and x-rays from radioactive contamination in the PMTs and the cryostat. The decay of ^{37}Ar also makes a significant contribution until it decays away.

Contributions to the ionization spectrum from each component are evaluated, as done in ref. [18] and shown in figure 3 (top). Here, we briefly summarize the way we evaluate them. For the β -emitters, the shape of the energy spectra is derived from the theoretical calculation of the energy transition of the β -decay, while its activity is evaluated in the data itself in a higher-energy sideband. We then apply the detector response to the spectra. For the x- and γ -rays from the detector materials, we perform a Geant4-based Monte Carlo simulation [41] to get the ionization spectrum, while the total normalization and associated uncertainty are determined by the result of the material screening campaign, which happened before the detector was commissioned. The only isotope not discussed in ref. [18] is ^{37}Ar . In this case, the spectrum shape is derived by simulating the detector response

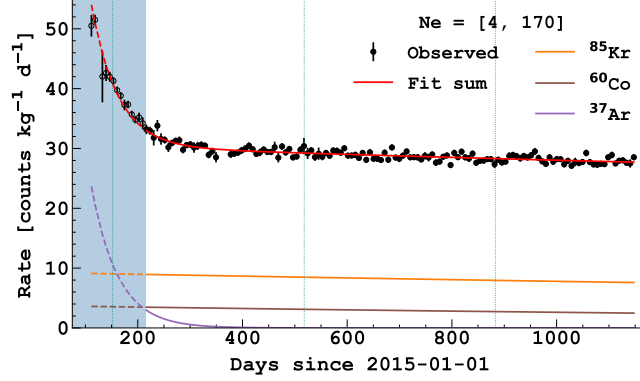


Figure 4. Observed event rate in $4\text{--}170 e^-$ and the fit with the background model. The blue-shaded period is the same as in figure 2 and is excluded from this analysis.

to the monochromatic energy depositions of 2.83 keV (from the decay via K-shell electron capture) and 0.277 keV (L1-shell), following the procedure in ref. [31]. The activity is directly measured by the temporal evolution of the event rate in the low energy region for the first four months of data to be (0.42 ± 0.03) mBq/kg. This measurement is found to be consistent with that calculated from the argon activation history using nuclear data libraries within $\sim 1\sigma$ ¹. Figure 3 (bottom) shows the expected temporal evolution of these background events. In addition to ^{37}Ar , ^{60}Co (5.27 yr) and ^{85}Kr (10.8 yr) have lifetimes compatible to the data taking period.

4.2 Analysis with the background model

Further analyses utilizing both the energy and the temporal information of each event are performed. The first four months of data are removed from these analyses to avoid over-constraining on the parameters related to the ^{37}Ar component and the detector calibration. Figure 4 shows the temporal evolution of the event rate in $4\text{--}170 e^-$, after imposing the same fiducialization and event selection criteria as in ref. [18]. The data is fitted with the background model as discussed in the previous section as shown in figure 4. The fit returns a χ^2/ndf of 144.0/127. We then perform the LS analysis on the residual data after subtracting the best-fitted model to detect any sinusoidal event rate modulation over the background. We do not observe significant periodicity around 1 yr as shown in figure 5.

It is worth noting that in order to exploit, model dependently, the expected signal annual modulation the likelihood of the dark matter spectrum searches in refs. [18, 24, 25] can be extended with an additional term taking into account the timing information of each event. However, we have verified that, because only a fraction of the dark matter signal would be annually modulated, such combined likelihood does not bring a significant gain in sensitivity, in a realistic situation even in the presence of a hint of a signal emerging from the expected background.

¹Paper in preparation.

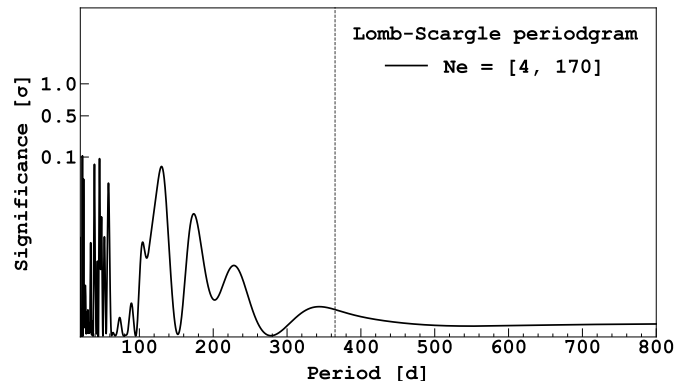


Figure 5. Observed frequency spectrum for the event in $4\text{--}170 e^-$ calculated by the Lomb-Scargle periodogram. The vertical dotted line corresponds to the frequency of 1 yr.

5 Conclusion

The DarkSide-50 dark matter experiment operated an argon TPC filled with UAr for nearly three years. This paper describes the stability of the detector performance using both the TPC data and various sensors incorporated inside the system. In particular, the electroluminescence detection efficiency g_2 is confirmed to be stable within fluctuations of no more than 0.5%, owing to the successful control of the cryogenic system. Thanks to this stability, we find that both the energy and temporal distribution in DarkSide-50 are consistent to the background prediction based on the radioisotopes’ contamination inside the detector. A comprehensive study of the detector stability shown here proves that it is possible to further analyze the DarkSide-50 data with its temporal information [32]. In addition, future argon-based dark matter experiments will benefit from the knowledge acquired from the long-term operation of this detector.

Acknowledgments

The DarkSide Collaboration offers its profound gratitude to the LNGS and its staff for their invaluable technical and logistical support. We also thank the Fermilab Particle Physics, Scientific, and Core Computing Divisions. Construction and operation of the DarkSide-50 detector was supported by the U.S. National Science Foundation (NSF) (Grants No. PHY-0919363, No. PHY-1004072, No. PHY-1004054, No. PHY-1242585, No. PHY-1314483, No. PHY-1314501, No. PHY-1314507, No. PHY-1352795, No. PHY-1622415, and associated collaborative grants No. PHY-1211308 and No. PHY-1455351), the Italian Istituto Nazionale di Fisica Nucleare, the U.S. Department of Energy (Contracts No. DE-FG02-91ER40671, No. DEAC02-07CH11359, and No. DE-AC05-76RL01830), the Polish NCN (Grant No. UMO-2019/33/B/ST2/02884) and the Polish Ministry for Education and Science (Grant No. 6811/IA/SP/2018). We also acknowledge financial support from the French Institut National de Physique Nucléaire et de Physique des Particules (IN2P3), the IN2P3-COPIN consortium (Grant No. 20-152), and the UnivEarthS LabEx program (Grants No. ANR-10-LABX-0023 and No. ANR-18-IDEX-0001), from the São Paulo Research Foundation (FAPESP) (Grants No. 2016/09084-0 and No. 2021/11489-7), from the Interdisciplinary Scientific and Educational School of Moscow University “Fundamental and Applied Space Research”, from

the Program of the Ministry of Education and Science of the Russian Federation for higher education establishments, project No. FZWG-2020-0032 (2019-1569), the International Research Agenda Programme AstroCeNT (MAB/2018/7) funded by the Foundation for Polish Science (FNP) from the European Regional Development Fund, and the European Union’s Horizon 2020 research and innovation program under grant agreement No 952480 (DarkWave), and from the Science and Technology Facilities Council, United Kingdom. I. Albuquerque is partially supported by the Brazilian Research Council (CNPq). The theoretical calculation of beta decays was performed as part of the EMPIR Project 20FUN04 Prima-LTD. This project has received funding from the EMPIR program co-financed by the Participating States and from the European Union’s Horizon 2020 research and innovation program. Isotopes used in this research were supplied by the United States Department of Energy Office of Science by the Isotope Program in the Office of Nuclear Physics.

References

- [1] A.K. Drukier, K. Freese and D.N. Spergel, *Detecting Cold Dark Matter Candidates*, *Phys. Rev. D* **33** (1986) 3495.
- [2] R. Bernabei et al., *Final model independent result of DAMA/LIBRA-phase1*, *Eur. Phys. J. C* **73** (2013) 2648 [1308.5109].
- [3] R. Bernabei et al., *Further results from DAMA/Libra-phase2 and perspectives*, *Nucl. Phys. Atom. Energy* **22** (2021) 329.
- [4] XENON collaboration, *Search for Electronic Recoil Event Rate Modulation with 4 Years of XENON100 Data*, *Phys. Rev. Lett.* **118** (2017) 101101 [1701.00769].
- [5] LUX collaboration, *Search for annual and diurnal rate modulations in the LUX experiment*, *Phys. Rev. D* **98** (2018) 062005 [1807.07113].
- [6] XMASS collaboration, *Direct dark matter searches with the full data set of XMASS-I*, *arXiv* (2022) [2211.06204].
- [7] LUX collaboration, *Results from a search for dark matter in the complete LUX exposure*, *Phys. Rev. Lett.* **118** (2017) 021303 [1608.07648].
- [8] SUPERCDMS collaboration, *Results from the Super Cryogenic Dark Matter Search Experiment at Soudan*, *Phys. Rev. Lett.* **120** (2018) 061802 [1708.08869].
- [9] XENON collaboration, *Dark Matter Search Results from a One Ton-Year Exposure of XENON1T*, *Phys. Rev. Lett.* **121** (2018) 111302 [1805.12562].
- [10] DARKSIDE collaboration, *DarkSide-50 532-day Dark Matter Search with Low-Radioactivity Argon*, *Phys. Rev. D* **98** (2018) 102006 [1802.07198].
- [11] DEAP collaboration, *Search for dark matter with a 231-day exposure of liquid argon using DEAP-3600 at SNOLAB*, *Phys. Rev. D* **100** (2019) 022004 [1902.04048].
- [12] COSINE-100 collaboration, *Strong constraints from COSINE-100 on the DAMA dark matter results using the same sodium iodide target*, *Sci. Adv.* **7** (2021) abk2699 [2104.03537].
- [13] LZ collaboration, *First Dark Matter Search Results from the LUX-ZEPLIN (LZ) Experiment*, *arXiv* (2022) [2207.03764].

- [14] XENON collaboration, *First Dark Matter Search with Nuclear Recoils from the XENONnT Experiment*, *arXiv* (2023) [2303.14729].
- [15] J. Amare et al., *Annual modulation results from three-year exposure of ANAIS-112*, *Phys. Rev. D* **103** (2021) 102005 [2103.01175].
- [16] COSINE-100 collaboration, *Three-year annual modulation search with COSINE-100*, *Phys. Rev. D* **106** (2022) 052005 [2111.08863].
- [17] COSINE-100 collaboration, *An induced annual modulation signature in COSINE-100 data by DAMA/LIBRA's analysis method*, *Sci. Rep.* **13** (2023) 4676 [2208.05158].
- [18] DARKSIDE-50 collaboration, *Search for low-mass dark matter WIMPs with 12 ton-day exposure of DarkSide-50*, *Phys. Rev. D* **107** (2023) 063001 [2207.11966].
- [19] XENON collaboration, *Low-mass dark matter search using ionization signals in XENON100*, *Phys. Rev. D* **94** (2016) 092001 [1605.06262].
- [20] XENON collaboration, *Light Dark Matter Search with Ionization Signals in XENONIT*, *Phys. Rev. Lett.* **123** (2019) 251801 [1907.11485].
- [21] DARKSIDE collaboration, *Results From the First Use of Low Radioactivity Argon in a Dark Matter Search*, *Phys. Rev. D* **93** (2016) 081101 [1510.00702].
- [22] DARKSIDE collaboration, *Low-Mass Dark Matter Search with the DarkSide-50 Experiment*, *Phys. Rev. Lett.* **121** (2018) 081307 [1802.06994].
- [23] DARKSIDE collaboration, *Constraints on Sub-GeV Dark-Matter–Electron Scattering from the DarkSide-50 Experiment*, *Phys. Rev. Lett.* **121** (2018) 111303 [1802.06998].
- [24] DARKSIDE collaboration, *Search for Dark-Matter–Nucleon Interactions via Migdal Effect with DarkSide-50*, *Phys. Rev. Lett.* **130** (2023) 101001 [2207.11967].
- [25] DARKSIDE collaboration, *Search for Dark Matter Particle Interactions with Electron Final States with DarkSide-50*, *Phys. Rev. Lett.* **130** (2023) 101002 [2207.11968].
- [26] H.O. Back et al., *First Large Scale Production of Low Radioactivity Argon From Underground Sources*, *arXiv* (2012) [1204.6024].
- [27] DARKSIDE collaboration, *First Commissioning of a Cryogenic Distillation Column for Low Radioactivity Underground Argon*, *arXiv* (2012) [1204.6061].
- [28] J. Xu et al., *A Study of the Residual ^{39}Ar Content in Argon from Underground Sources*, *Astropart. Phys.* **66** (2015) 53 [1204.6011].
- [29] DARKSIDE collaboration, *The Electronics, Trigger and Data Acquisition System for the Liquid Argon Time Projection Chamber of the DarkSide-50 Search for Dark Matter*, *JINST* **12** (2017) P12011 [1707.09889].
- [30] “Saes getters.” www.saesgetters.com.
- [31] DARKSIDE collaboration, *Calibration of the liquid argon ionization response to low energy electronic and nuclear recoils with DarkSide-50*, *Phys. Rev. D* **104** (2021) 082005 [2107.08087].
- [32] DARKSIDE-50 collaboration, *Search for dark matter annual modulation with DarkSide-50*, 2307.07249.
- [33] DARKSIDE collaboration, *First Results from the DarkSide-50 Dark Matter Experiment at Laboratori Nazionali del Gran Sasso*, *Phys. Lett. B* **743** (2015) 456 [1410.0653].

- [34] T. Doke, A. Hitachi, J. Kikuchi, K. Masuda, H. Okada and E. Shibamura, *Absolute Scintillation Yields in Liquid Argon and Xenon for Various Particles*, *Jap. J. Appl. Phys.* **41** (2002) 1538.
- [35] N.R. Lomb, *Least-Squares Frequency Analysis of Unequally Spaced Data*, *Ap&SS* **39** (1976) 447.
- [36] J. Scargle, *Studies in astronomical time series analysis. ii - statistical aspects of spectral analysis of unevenly spaced data*, *The Astrophysical Journal* **263** (1983) .
- [37] J.T. VanderPlas, *Understanding the Lomb-Scargle Periodogram*, *ApJS* **236** (2018) 16 [1703.09824].
- [38] DARKSIDE collaboration, *Effect of Low Electric Fields on Alpha Scintillation Light Yield in Liquid Argon*, *JINST* **12** (2017) P01021 [1611.00241].
- [39] C.M.B. Monteiro, J.A.M. Lopes, J.F.C.A. Veloso and J.M.F. dos Santos, *Secondary scintillation yield in pure argon*, *Phys. Lett. B* **668** (2008) 167.
- [40] WARP collaboration, *Oxygen contamination in liquid Argon: Combined effects on ionization electron charge and scintillation light*, *JINST* **5** (2010) P05003 [0804.1222].
- [41] DARKSIDE collaboration, *Simulation of argon response and light detection in the DarkSide-50 dual phase TPC*, *JINST* **12** (2017) P10015 [1707.05630].