



HAL
open science

Impact of hydrogen coverage on silane adsorption during Si epitaxy from ab initio simulations

Laureline Treps, Jing Li, Benoit Sklénard

► To cite this version:

Laureline Treps, Jing Li, Benoit Sklénard. Impact of hydrogen coverage on silane adsorption during Si epitaxy from ab initio simulations. *Solid-State Electronics*, 2022, 197, pp.108441. 10.1016/j.sse.2022.108441 . cea-04185024

HAL Id: cea-04185024

<https://cea.hal.science/cea-04185024v1>

Submitted on 22 Aug 2023

HAL is a multi-disciplinary open access archive for the deposit and dissemination of scientific research documents, whether they are published or not. The documents may come from teaching and research institutions in France or abroad, or from public or private research centers.

L'archive ouverte pluridisciplinaire **HAL**, est destinée au dépôt et à la diffusion de documents scientifiques de niveau recherche, publiés ou non, émanant des établissements d'enseignement et de recherche français ou étrangers, des laboratoires publics ou privés.

Impact of hydrogen coverage on silane adsorption during Si epitaxy from *ab initio* simulations

Laureline Treps^a, Jing Li^a, Benoit Sklénard^{a,*}

^a*Univ. Grenoble Alpes, CEA, Leti, F-38000, Grenoble, France*

Abstract

Epitaxy by Chemical Vapor Deposition (CVD) is a commonly used technique for the growth of Si alloys in microelectronic devices. In this work, we perform Density Functional Theory (DFT) simulations to study the influence of hydrogenation of Si(001) surfaces on the dissociative adsorption of silane. Silane adsorption is systematically found thermodynamically favorable but its kinetics is limited by H₂ desorption which exhibits an activation energy of 2.4 eV. In addition, our calculations suggest that hydrogenated surfaces tend to reduce the adsorption activation energies compared to uncovered surfaces. This work provides an atomistic description of the SiH₄ adsorption mechanisms and associated energies for the modeling of the epitaxial deposition process using large scale simulation methods.

1. Introduction

The continuous scaling of Complementary Metal Oxide Semiconductor (CMOS) devices has brought the development of disruptive technologies such as 3D integrations where stacked layers are processed sequentially. Such integrations impose thermal budget constraints on the top tier fabrication process (around 500°C) to avoid any degradation of bottom tier devices [1]. Therefore, process steps such as chemical vapor deposition (CVD) epitaxy have to be adapted to fulfill these temperature constraints [2, 3]. At low temperatures (*i.e.* $T \leq 850^\circ\text{C}$), the growth rate with standard precursors such as SiH₄ or SiH₂Cl₂ is regulated by the H surface coverage when H₂ is used as a carrier gas [4]. However, the detailed microscopic picture of adsorption and desorption phenomena remains poorly understood in this regime. This is required for the modeling of the epitaxial deposition using methods such as lattice kinetic Monte Carlo [5, 6].

Surface reactions can be routinely studied with *ab initio* methods such as Density Functional Theory (DFT). In the case of Si surface, DFT simulations have been employed to study Si precursors adsorption on clean surfaces [7, 8, 9]


*Corresponding author

Email addresses: laureline.treps@cea.fr (Laureline Treps), benoit.sklenard@cea.fr (Benoit Sklénard)

corresponding to high temperature conditions. In this work, we use DFT to investigate the impact of H coverage on the adsorption of SiH₄ on a Si(001) surface and provide a detailed reaction mechanism of the growth process in the low temperature regime. In [Sec. 2](#) the computational details are provided. In [Sec. 3](#) the results of silane adsorption pathways and energy barriers are presented.

2. Computational methods

In this study, we consider (4 × 4) Si(001) slab models with a dihydride termination on the bottom silicon layer and vacuum regions of at least 15 Å thick. During geometry relaxation steps, the 4 bottom Si layers and dihydride hydrogen atoms are kept fixed. The clean top surface undergoes reconstruction leading to the formation of 8 buckled dimers organized in a c(4 × 2) superstructure. Each dimer exhibits 2 dangling bonds that can react with adsorbates. In this work, we consider the adsorption of SiH₄:



and the SiH₃^{*} decomposition following the reaction:



We study the adsorption of SiH₄ on a non hydrogenated surface ($\theta = 0$ ML) or with a monolayer H coverage except for two Si atoms ($\theta = 1 - 2/16 = 0.875$ ML). For the hydrogenated surface, SiH₃^{*} and H^{*} from [Eq. 1](#) are adsorbed on the two unpassivated Si atoms.

All calculations based on Density Functional Theory (DFT) are carried out using the Vienna Ab initio Simulation Package (VASP) code [[10](#), [11](#)] with PAW atomic datasets including 3s²3p² valence electrons for Si. The structures are relaxed using Perdew-Burke-Ernzerhof (PBE) exchange-correlation functionals [[12](#)] and with the D3 dispersion correction of Grimme *et al.* to describe Van der Waals (VdW) interactions [[13](#)]. We employ an energy cutoff of 250 eV for the plane-wave basis and a 2 × 2 × 1 *k*-mesh in order to converge energy differences within 10 meV. Geometric optimization is performed by minimizing the forces of all atoms to 10 meV/Å. Finally, the energy barriers involved in the different reactions are computed using the Climbing Image Nudged Elastic Band method (CI-NEB) [[14](#)].

3. Results and discussions

The dissociative adsorption reaction of SiH₄ on the Si(001) surface ([Eq. 1](#)) can follow different pathways [[7](#)]: the intra-dimer, the inter-dimer and inter-row mechanisms. In this work, we investigate the inter-dimer adsorption of silane without or with H coverage, in [Sec. 3.1](#) and [Sec. 3.2](#), respectively.

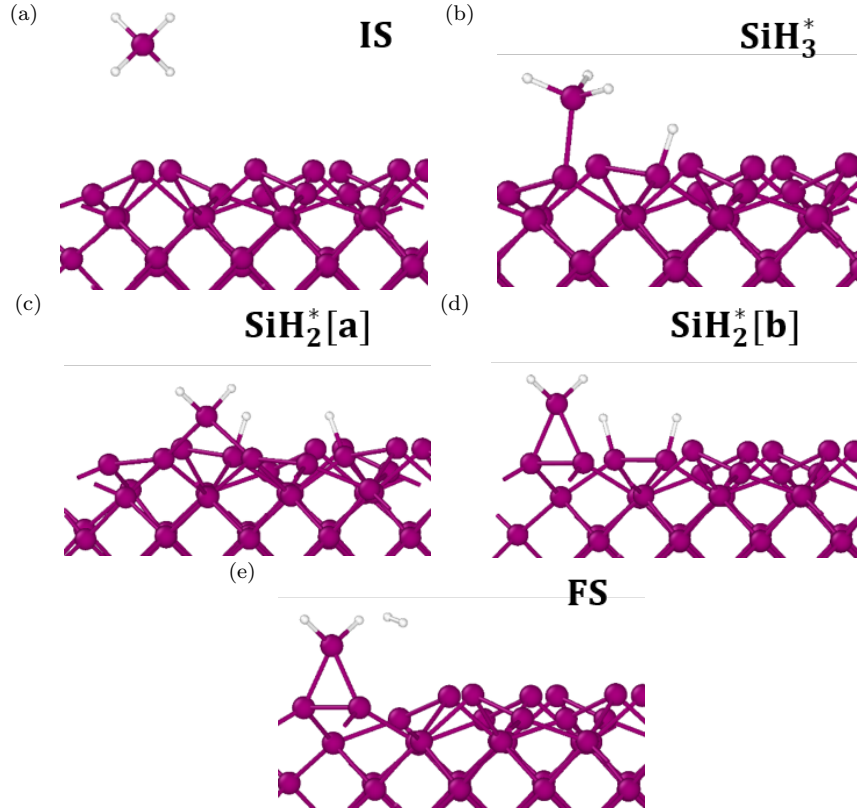


Figure 1: Relaxed configurations during the dissociative adsorption reaction of SiH_4 without H coverage: (a) Initial state corresponding to a chemisorbed SiH_4 on a clean surface, (b) First dissociation (Eq. 1), (c) Second dissociation (Eq. 2) with SiH_2^* bounded to two Si atoms of two neighboring dimers from different rows, (d) Second dissociation (Eq. 2) with SiH_2^* bounded to two Si atoms of a same dimer, (e) Final state: SiH_2^* bounded to the same dimer and H_2 desorption. Hydrogen atoms are represented in white and silicon atoms in purple.

3.1. SiH_4 adsorption without H coverage

The relaxed configurations corresponding to initial state (IS), intermediate states and final state (FS) of the adsorption reaction on the Si surface without H coverage are shown in Fig. 1. The calculated energy diagram including the transition states (TS) is shown in Fig. 2.

The calculated activation (E_a) and reaction (E_r) energies of the first dissociative adsorption (Eq. 1) are 0.16 eV and -1.4 eV which suggests that this reaction is exothermic and energetically favorable. The second dissociative reaction is the formation of SiH_2^* (Eq. 2). SiH_2^* can be bounded to two Si atoms of two neighboring dimers from different rows (Fig. 1c, TS2 in Fig. 2) or to two Si atoms of a same dimer (Fig. 1d, TS3 in Fig. 2). The calculated E_a of the two paths are 2.3 eV and 0.8 eV, respectively. Therefore, the adsorption on the same dimer is kinetically more favorable. On the other hand, the first pathway is

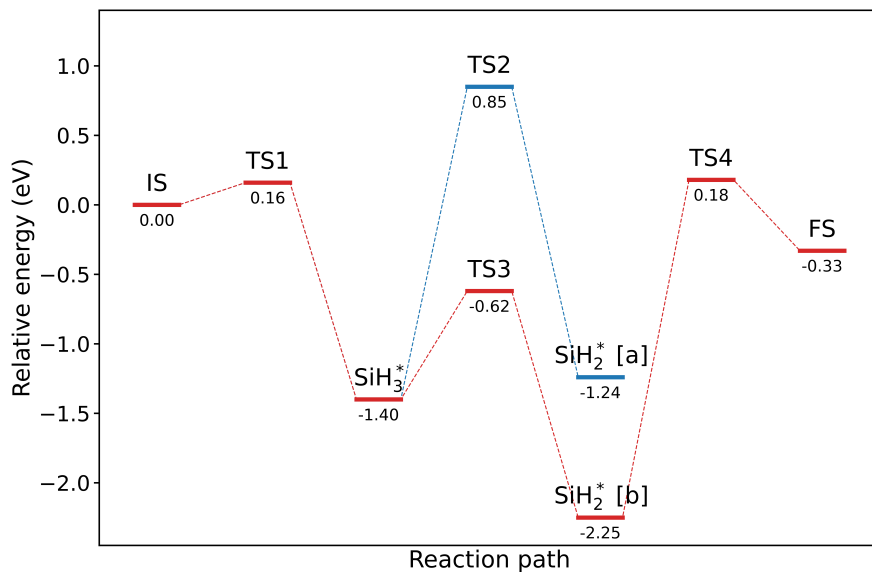


Figure 2: Reaction path energies of SiH_4 adsorption on two dimers of $\text{Si}(001)$ surface without hydrogen coverage.

endothermic ($E_r = 0.2$ eV) while the second one is exothermic ($E_r = -0.9$ eV). The last step shown in Fig. 2 is the desorption of hydrogen atoms adsorbed on a neighboring dimer following the reaction



We compute an activation energy of 2.4 eV and reaction energy of 1.92 eV, in good agreement with previous theoretical work [8]. H_2 desorption is energetically not favorable and kinetically limited. However, the whole adsorption process from IS to FS is thermodynamically favorable. It should be noted that in Ref. [8], additional dissociative reactions have been studied and the authors found that SiH^* is the most stable adsorbate.

3.2. SiH_4 adsorption with H coverage

The relaxed configurations of the dissociative adsorption of SiH_4 on a monohydride Si surface except for two Si atoms on neighboring dimers are shown in Fig. 3. The calculated energy diagram is displayed in Fig. 4.

The IS presented in Fig. 3a corresponds to a chemisorbed SiH_4 close to the two available adsorption sites. The calculated E_a and E_r of the first dissociative adsorption are 0.03 eV and -2.2 eV, respectively. This suggests that this first step is energetically more favorable than the reaction on a surface without H coverage (see Fig. 2).

The second dissociation reaction requires an H_2 desorption from a neighboring dimer (Eq. 3) which involves an E_a and E_r of 2.41 eV and 1.92 eV, respectively, as in Sec. 3.1. However, the reaction energy with respect to the initial state is -0.2 eV so that the H_2 desorption is thermodynamically more favorable than the desorption of the silane molecule.

The last step corresponds to the dissociation of SiH_3^* (Eq. 2). Here, SiH_2^* is assumed to be bounded to two Si atoms of a same dimer, similar to reaction pathway [b] in Sec. 3.1. The calculated E_a and E_r for this reaction are 0.22 eV and -1.67 eV, respectively. These results suggest that the dissociative adsorption process of SiH_4 is highly favorable when the Si surface is hydrogenated. The calculated activation energies are smaller compared to the adsorption on a surface without H coverage. The reaction is systematically kinetically limited by H_2 desorption with an activation energy of 2.4 eV.

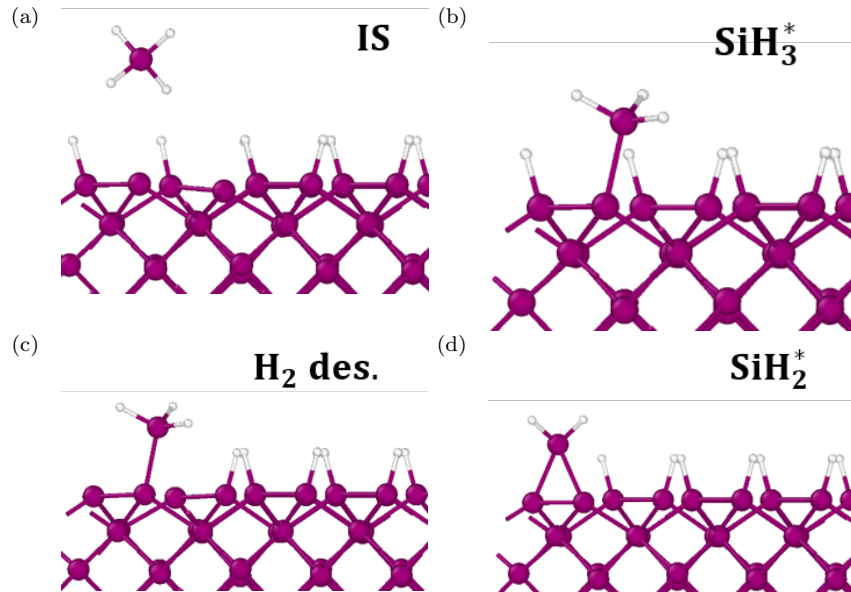


Figure 3: Relaxed configurations during the dissociative adsorption reaction of SiH_4 on a surface with H coverage except on two Si: (a) Initial state corresponding to a chemisorbed SiH_4 (b) First dissociation (Eq. 1) (c) H_2 desorption (d) Second dissociation (Eq. 2). Hydrogen atoms are represented in white and silicon atoms in purple.

4. Conclusion

We have investigated the impact of H coverage on the SiH_4 dissociative adsorption on a Si(001) surface using *ab initio* simulations. Our calculations show that the first and second dissociative adsorption processes (*i.e.* adsorption of SiH_3^* and SiH_2^* , respectively) have smaller activation energies when the Si surface is hydrogenated.




Figure 4: Reaction path energies for silane adsorption on two dimers of an hydrogenated Si(001) surface.

Experimentally, hydrogenated Si(001) surfaces are typically found in epitaxial depositions in the low-temperature regime with H₂ carrier gas. In such conditions, we find that H₂ desorption limits the adsorption kinetics ($E_a = 2.4$ eV) but is thermodynamically more favorable than SiH₄ desorption ($E_r = -0.2$ eV).

This work provides atomic scale insights into the impact of H coverage on the SiH₄ dissociative reactions. The calculated energies may be used to improve the modeling of epitaxial growth at low temperatures in large scale process simulations.

Acknowledgment

This project has received funding from the European Union’s Horizon 2020 research and innovation programme under grant agreement No. 871813 MUND-FAB and was performed using HPC resources from GENCI-IDRIS (Grant 2021-A0110911995).

References

- [1] L. Brunet, S. Reboh, T. Januel, X. Garros, T. M. Frutuoso, M. Cassé, B. Sklénard, L. Brévard, M. Ribotta, A. Magalhaes-Lucas, J. Kanyandekwe, J.-M. Hartmann, F. Milesi, F. Mazen, P. Acosta-Alba, S. Kerdilès,

- A. Tavernier, V. Loup, C. Morales, V. Larrey, F. Fournel, L. L. Van-Jodin, S. Leforestier, E. Rolland, G. Romano, G. Gaudin, J. Lugo, J. Lacord, S. Maitrejean, J. Arcamone, P. Batude, I. Radu, C. Fenouillet-Beranger, F. Andrieu, Record performance of 500°C Low-Temperature nMOSFETs for 3D sequential integration using a Smart Cut™ layer transfer module, in: 2021 Symposium on VLSI Technology, 2021, pp. 1–2. URL: <https://ieeexplore.ieee.org/document/9508753>.
- [2] C. Fenouillet-Beranger, L. Brunet, P. Batude, L. Brevard, X. Garros, M. Cassé, J. Lacord, B. Sklenard, P. Acosta-Alba, S. Kerdilès, A. Tavernier, C. Vizios, P. Besson, R. Gassilloud, J.-M. Pedini, J. Kanyandekwe, F. Mazen, A. Magalhaes-Lucas, C. Cavalcante, D. Bosch, M. Ribotta, V. Lapras, M. Vinet, F. Andrieu, J. Arcamone, A review of Low Temperature Process Modules leading up to the first (≤ 500 °c) Planar FDSOI CMOS Devices for 3-D Sequential Integration, *IEEE Trans Electron Devices* 68 (2021) 3142–3148. doi:[10.1109/TED.2021.3084916](https://doi.org/10.1109/TED.2021.3084916).
- [3] C. Porret, A. Y. Hikavy, J. F. G. Granados, S. Baudot, A. Vohra, B. Kunert, B. Douhard, J. Bogdanowicz, M. Schaeckers, D. Kohen, J. Margetis, J. Tolle, L. Lima, A. Sammak, G. Scappucci, E. Rosseel, R. Langer, R. Loo, (Invited) Very Low Temperature Epitaxy of Group-IV Semiconductors for Use in FinFET, Stacked Nanowires and Monolithic 3D Integration, *ECS Trans.* 86 (2018) 163. doi:[10.1149/08607.0163ecst](https://doi.org/10.1149/08607.0163ecst).
- [4] J. M. Hartmann, Impact of Si precursor mixing on the low temperature growth kinetics of Si and SiGe, *Semicond. Sci. Technol.* 33 (2018) 104002. doi:[10.1088/1361-6641/aad8d2](https://doi.org/10.1088/1361-6641/aad8d2).
- [5] N. Zographos, C. Zechner, I. Martin-Bragado, K. Lee, Y.-S. Oh, Multiscale modeling of doping processes in advanced semiconductor devices, *Materials Science in Semiconductor Processing* 62 (2017) 49–61. doi:[10.1016/j.mssp.2016.10.037](https://doi.org/10.1016/j.mssp.2016.10.037).
- [6] S.-Y. Lee, R. Chen, A. Schmidt, I. Jang, D. S. Kim, C. Ahn, W. Choi, K.-H. Lee, Atomistic simulation flow for source-drain epitaxy and contact formation processes of advanced logic devices, in: 2016 International Conference on Simulation of Semiconductor Processes and Devices (SISPAD), 2016, pp. 101–104. doi:[10.1109/SISPAD.2016.7605158](https://doi.org/10.1109/SISPAD.2016.7605158), ISSN: 1946-1577.
- [7] J. Shi, E. S. Tok, H. C. Kang, *J. Chem. Phys.* 127 (2007) 164713. doi:[10.1063/1.2799980](https://doi.org/10.1063/1.2799980).
- [8] H. Park, E. Yoon, G.-D. Lee, H. J. Kim, Analysis of surface adsorption kinetics of SiH₄ and Si₂H₆ for deposition of a hydrogenated silicon thin film using intermediate pressure SiH₄ plasmas, *Appl. Surf. Sci.* 496 (2019) 143728. doi:[10.1016/j.apsusc.2019.143728](https://doi.org/10.1016/j.apsusc.2019.143728).

- [9] W. Chai, M. Kaliappan, M. Haverty, D. Thompson, G. Henkelman, Calculations of selective si epitaxial growth, *Applied Surface Science* 514 (2020) 145888. URL: <https://www.sciencedirect.com/science/article/pii/S0169433220306449>. doi:<https://doi.org/10.1016/j.apsusc.2020.145888>.
- [10] G. Kresse, J. Furthmüller, Efficient iterative schemes for *ab initio* total-energy calculations using a plane-wave basis set, *Phys. Rev. B* 54 (1996) 11169–11186. doi:[10.1103/PhysRevB.54.11169](https://doi.org/10.1103/PhysRevB.54.11169).
- [11] G. Kresse, D. Joubert, From ultrasoft pseudopotentials to the projector augmented-wave method, *Phys. Rev. B* 59 (1999) 1758–1775. doi:[10.1103/PhysRevB.59.1758](https://doi.org/10.1103/PhysRevB.59.1758).
- [12] J. P. Perdew, K. Burke, M. Ernzerhof, Generalized gradient approximation made simple, *Phys. Rev. Lett.* 77 (1996) 3865–3868. URL: <https://link.aps.org/doi/10.1103/PhysRevLett.77.3865>. doi:[10.1103/PhysRevLett.77.3865](https://doi.org/10.1103/PhysRevLett.77.3865).
- [13] S. Grimme, J. Antony, S. Ehrlich, H. Krieg, A consistent and accurate ab initio parametrization of density functional dispersion correction (DFT-D) for the 94 elements H-Pu, *The Journal of Chemical Physics* 132 (2010) 154104. URL: <https://doi.org/10.1063/1.3382344>. doi:[10.1063/1.3382344](https://doi.org/10.1063/1.3382344). arXiv:<https://doi.org/10.1063/1.3382344>.
- [14] G. Henkelman, B. P. Uberuaga, H. Jónsson, A climbing image nudged elastic band method for finding saddle points and minimum energy paths, *The Journal of Chemical Physics* 113 (2000) 9901–9904. URL: <https://doi.org/10.1063/1.1329672>. doi:[10.1063/1.1329672](https://doi.org/10.1063/1.1329672). arXiv:<https://doi.org/10.1063/1.1329672>.