



HAL
open science

Computation of eigenvalues and eigenfunctions in the solution of eddy current problems

Theodoros Theodoulidis, Anastassios Skarlatos, Grzegorz Tytko

► To cite this version:

Theodoros Theodoulidis, Anastassios Skarlatos, Grzegorz Tytko. Computation of eigenvalues and eigenfunctions in the solution of eddy current problems. *Sensors*, 2023, 23 (6), pp.3055. 10.3390/s23063055 . cea-04077502

HAL Id: cea-04077502

<https://cea.hal.science/cea-04077502>

Submitted on 21 Apr 2023

HAL is a multi-disciplinary open access archive for the deposit and dissemination of scientific research documents, whether they are published or not. The documents may come from teaching and research institutions in France or abroad, or from public or private research centers.

L'archive ouverte pluridisciplinaire **HAL**, est destinée au dépôt et à la diffusion de documents scientifiques de niveau recherche, publiés ou non, émanant des établissements d'enseignement et de recherche français ou étrangers, des laboratoires publics ou privés.



Distributed under a Creative Commons Attribution 4.0 International License

Article

Computation of Eigenvalues and Eigenfunctions in the Solution of Eddy Current Problems

Theodoros Theodoulidis ¹, Anastassios Skarlatos ²  and Grzegorz Tytko ^{3,*} 

¹ Department of Mechanical Engineering, Faculty of Engineering, University of Western Macedonia, ZEP Campus, 50150 Kozani, Greece

² Commissariat à l'Énergie Atomique et aux Énergies Alternatives (CEA), Laboratory for Integration of Systems and Technology (LIST), Université Paris-Saclay, F-91120 Palaiseau, France;

³ Faculty of Automatic Control, Electronics and Computer Science, Silesian University of Technology, Akademicka 16, 44-100 Gliwice, Poland

* Correspondence: grzegorz.tytko@polsl.pl

Abstract: The solution of the eigenvalue problem in bounded domains with planar and cylindrical stratification is a necessary preliminary task for the construction of modal solutions to canonical problems with discontinuities. The computation of the complex eigenvalue spectrum must be very accurate since losing or misplacing one of the thereto linked modes will have an important impact on the field solution. The approach followed in a number of previous works is to construct the corresponding transcendental equation and locate its roots in the complex plane using the Newton–Raphson method or Cauchy–integral-based techniques. Nevertheless, this approach is cumbersome, and its numerical stability decreases dramatically with the number of layers. An alternative, approach consists in the numerical evaluation of the matrix eigenvalues for the weak formulation for the respective 1D Sturm–Liouville problem using linear algebra tools. An arbitrary number of layers can thus be easily and robustly treated, with continuous material gradients being a limiting case. Although this approach is often used in high frequency studies involving wave propagation, this is the first time that has been used for the induction problem arising in an eddy current inspection situation. The developed method is implemented in Matlab and is used to deal with the following problems: magnetic material with a hole, a magnetic cylinder, and a magnetic ring. In all the conducted tests, the results are obtained in a very short time, without missing a single eigenvalue.

Keywords: nondestructive testing; eddy current testing; eigenvalues and eigenfunctions; complex roots



Citation: Theodoulidis, T.; Skarlatos, A.; Tytko, G. Computation of Eigenvalues and Eigenfunctions in the Solution of Eddy Current Problems. *Sensors* **2023**, *23*, 3055. <https://doi.org/10.3390/s23063055>

Academic Editors: Mengchu Zhou, Bi Jing and Mohammadhossein H. Ghahramani

Received: 2 February 2023

Revised: 6 March 2023

Accepted: 7 March 2023

Published: 12 March 2023



Copyright: © 2023 by the authors. Licensee MDPI, Basel, Switzerland. This article is an open access article distributed under the terms and conditions of the Creative Commons Attribution (CC BY) license (<https://creativecommons.org/licenses/by/4.0/>).

1. Introduction

Heng to the increase in computer processing power, mathematical models have become an integral part of the comprehensively conducted eddy current testing. Such models are utilized at each test stage, starting from the designing of eddy current probes, through the selection of optimal test parameters and carrying out simulations, to the interpretation of the obtained results and their implementation directly in the measuring device. Several eddy current problems have been solved with the application of extremely fast and effective analytical models. A significant reduction in computing time is obtained through abandoning the modeling of the infinite domain, which has made possible to replace infinite integrals and series with a finite number of terms. This procedure is computationally efficient and errors are easily controlled by simply adjusting the location of the truncation boundaries or by modifying the number of terms in the eigenfunction expansion. A truncated domain, however, implies a description of the field by discrete eigenfunction expansions and eigenvalues.

In canonical geometries eigenvalues are computed as roots of expressions involving trigonometric or Bessel functions. In the case of modeling objects with large geometric

dimensions, such as a plate [1–5] or half-space [6,7], the region under consideration consists exclusively of conductive material. In this case, the eigenvalues are real numbers, and their calculation is relatively easy. What poses a real challenge is the determination of complex eigenvalues when the region under consideration consists of several sub-regions (containing conductive material or air). Such a situation occurs when modeling disks [8–11], tubes [12–16], rods [17,18], materials with a defect [19–24], and wherever there are edges [25–29] or discontinuities [30–32] (Figure 1). Determination of the eigenvalues then boils down to finding complex roots of the appropriate complex function.




Figure 1. The eddy current probe with samples for testing holes, slots, and edge effects.

Because of the oscillating nature of eigenfunctions, and overflow errors caused by local maxima of very large values, both complex plane search methods and the procedures available in numerical packages (such as `fsolve` in Matlab or `FindRoot` in Mathematica) are often not fully efficient at precisely determining all eigenvalues. At the same time, attempts to develop a reliable algorithm based on iterative methods, such as the Newton–Raphson method, have been unsuccessful so far, even with the employment of a very small step. More promising seems to be the approach based on Cauchy’s argument principle [33–40] the solution domain is divided into small parts where the roots are found with contour integration. Unfortunately, this is a time-consuming method that requires carrying out numerous integrations, and the roots located too close to the contour edge are omitted anyway.

The lack of a fast and reliable method for finding complex eigenvalues significantly hinders the creation of new analytical models, and consequently restricts the development of eddy current modeling. What is particularly notable is the lack of a universal root-finding algorithm. Therefore, each new eddy current problem requires introducing necessary modifications to the applied solution. In an attempt to meet these requirements, this paper proposes a completely different and much more efficient approach, wherein the same algorithm is used for each configuration. Starting from the Helmholtz equation for the magnetic vector potential, we treat a general Sturm–Liouville problem and apply linear algebra theory to transform the problem of finding the complex roots to that of finding the eigenvalues of a matrix.

The developed solution can be used for a wide class of eddy current problem, in particular for those related to the detection of flaws and discontinuities in tested objects. Its speed and efficiency have been verified with the use of other root-finding algorithms, with very good results. The proposed algorithm turns out to be the only one in the entire set of

tests that does not omit a single eigenvalue, while performing the calculations in a very short time.

2. Theory

The solution to eddy current problems can be derived from the Helmholtz equation for the magnetic vector potential \mathbf{A} , which for constant or piecewise constant magnetic permeability μ_r and harmonic excitation of frequency f takes the form:

$$\nabla^2 \mathbf{A} + k^2 \mathbf{A} = 0, \quad (1)$$

where $k^2 = -j \omega \mu_0 \mu_r \sigma$, with $\omega = 2\pi f$ denoting the angular frequency and σ the conductivity. This equation can be solved either as three scalar Helmholtz equations in the Cartesian coordinate system or it can be further scalarized by using the second-order vector potential defined by

$$\mathbf{A} = \nabla \times \mathbf{W}. \quad (2)$$

In all cases, the resulting equations are independent scalar Helmholtz equations of the form:

$$\nabla^2 U(x, y, z) + k^2 U(x, y, z) = 0. \quad (3)$$

The solution to (3) using separation of variables is generally possible for constant k and simple geometries involving infinite planes and cylindrical configurations (layered or not). When either k is a continuous function of a coordinate variable or the geometry involves edges or discontinuities, a possible solution is the use of the truncated region eigenfunction expansion (TREE) method [26]. The method involves the truncation of the solution domain in a suitable direction depending on the problem geometry. The diffusive nature of an eddy current problem implies that the truncation can be done without introducing significant errors, provided that the truncation boundaries are sufficiently far such that the field is small. The most significant advantage of the approach is the ability to match interface conditions across several boundaries simultaneously and, hence, to obtain solutions for new configurations by adopting traditional canonical structures.

The air-core coil positioned over the conductive material with a hole of radius c is shown in a cylindrical coordinate system (Figure 2). After application of the method of separation of variables we end up with the following differential equation for the r -dependence of the magnetic vector potential in magnetic truncated domains with a conductivity that varies with r [41].

$$\frac{\partial^2 A}{\partial r^2} + \frac{1}{r} \frac{\partial A}{\partial r} - \frac{A}{r^2} - k^2(r)A + \mu_r \frac{\partial(1/\mu_r)}{\partial r} \cdot \frac{1}{r} \frac{\partial(rA)}{\partial r} = 0, \quad (4)$$

where $k^2(r) = j \omega \mu_0 \mu_r \sigma(r)$.

For a truncated domain, assuming a Dirichlet boundary condition at $r = h$, constant conductivity, and constant magnetic permeability, the eigenvalues u_m can be obtained from the roots of the Bessel function of the first kind:

$$J_1(u_m h) = 0. \quad (5)$$

The eigenvalues of (4) in the general case of a varying k^2 and μ_r can be found by applying Sturm–Liouville theory. The Sturm–Liouville problem consists in finding eigenvalues and eigenfunctions for the following general differential equation, which is the r -dependence of U in the method of separation of variables:

$$-\frac{\partial}{\partial r} \left(P(r) \frac{\partial X(r)}{\partial r} \right) + R(r)X(r) = \lambda W(r)X(r). \quad (6)$$

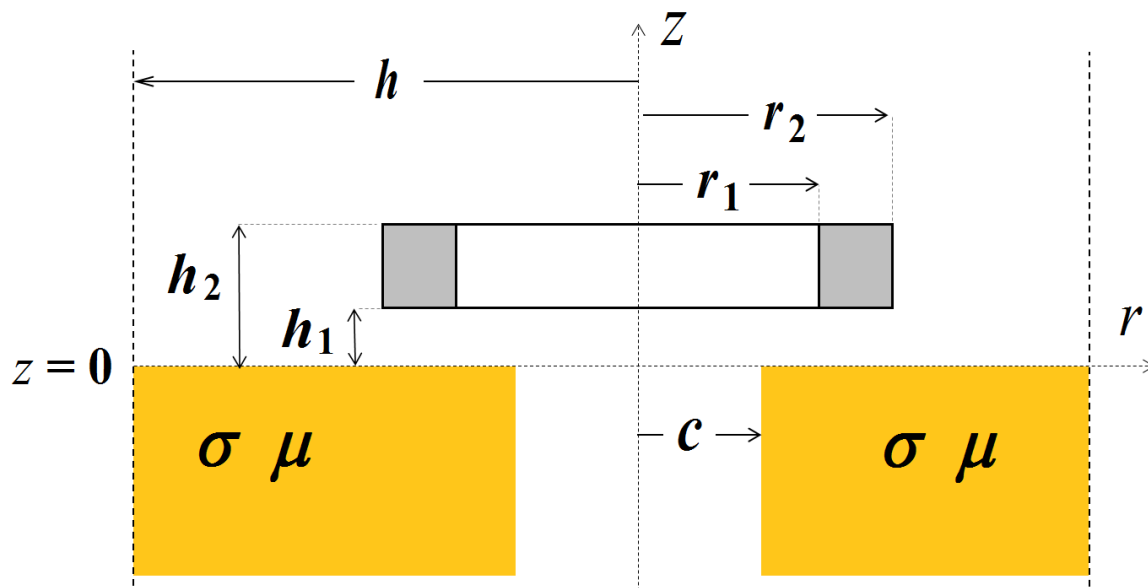


Figure 2. The air-core coil above the conductive material with a hole in a cylindrical coordinate system.

The generalized eigenvalues problem transforms into a matrix eigenvalues calculation [42]:

$$\mathbf{A}\mathbf{X} = \lambda\mathbf{B}\mathbf{X}, \quad (7)$$

where

$$\mathbf{A}_{mn} = \int_0^h \left[P(r) \frac{d\varphi_m(r)}{dr} \frac{d\varphi_n(r)}{dr} + R(r) \varphi_m(r) \varphi_n(r) \right] dr, \quad (8)$$

$$\mathbf{B}_{mn} = \int_0^h W(r) \varphi_m(r) \varphi_n(r) dr, \quad (9)$$

and it has been assumed that a solution to (3) has the form:

$$X_m(r) = \sum_n V_{mn} \varphi_n(r). \quad (10)$$

The basic functions $\varphi_n(r)$ are the solutions of a simpler differential equation and satisfy the boundary conditions at $r = 0, h$. In our case, from (5).

3. Solution

The application of the developed solution for the computation of complex eigenvalues is presented for three canonical eddy current problems. Material with a hole, the conductive cylinder, and the magnetic ring are considered as axisymmetric problems and examined in a cylindrical coordinate system. In the case of conductive material with a hole (Figure 2), (4) can be written as:

$$-\frac{\partial^2 A}{\partial r^2} - \frac{1}{r} \frac{\partial A}{\partial r} + \frac{A}{r^2} + k^2(r)A - \mu_r \frac{\partial(1/\mu_r)}{\partial r} \cdot \frac{1}{r} \frac{\partial(rA)}{\partial r} = \lambda A, \quad (11)$$

then converted to the form:

$$-\frac{\partial}{\partial r} \left[\frac{1}{r} \frac{\partial(rA)}{\partial r} \right] + k^2(r)A - \mu_r \frac{\partial(1/\mu_r)}{\partial r} \cdot \frac{1}{r} \frac{\partial(rA)}{\partial r} = \lambda A, \quad (12)$$

and finally written as:

$$-\mu_r r \frac{\partial}{\partial r} \left[\frac{1}{\mu_r} \frac{\partial(rA)}{r \partial r} \right] + \frac{k^2(r)}{\mu_r r} (rA) = \lambda(rA). \quad (13)$$

We deduce the following coefficients by comparing (13) to (6):

$$W(r) = \frac{1}{\mu_r r}, \quad (14)$$

$$P(r) = \frac{1}{\mu_r r}, \quad (15)$$

$$R(r) = \frac{k^2(r)}{\mu_r r}, \quad (16)$$

$$X(r) = rA. \quad (17)$$

Taking into account the Dirichlet boundary conditions, at $r = 0, h$ the basic functions are $\phi_n(r) = r J_1(u_n r)$, with u_n given by (5). The coefficient $k^2(r)$ has the form:

$$k^2(r) = \begin{cases} 0 & 0 \leq r \leq c \\ j\omega\mu_0\mu_r\sigma & c \leq r \leq h, \end{cases} \quad (18)$$

and the matrices (8) and (9) take the analytical form:

$$\mathbf{A}_{mn} = \frac{1}{\mu_r} (u_m^2 + k^2) \frac{h^2}{2} J_0^2(u_m h) \mathbf{I} - \frac{1}{\mu_r} k^2 \begin{cases} \frac{c}{u_m^2 - u_n^2} [u_n J_0(u_n c) J_1(u_m c) - u_m J_0(u_m c) J_1(u_n c)] & m \neq n \\ \frac{c^2}{2} [J_1^2(u_m c) - J_0(u_m c) J_1(u_m c)] & m = n, \end{cases} \quad (19)$$

$$\mathbf{B}_{mn} = \begin{cases} 0 & m \neq n \\ \frac{1}{\mu_r} \frac{h^2}{2} J_0^2(u_m h) \mathbf{I} & m = n. \end{cases} \quad (20)$$

Thus, if we solve the matrix eigenvalues problem of (7) with the matrices defined as \mathbf{A}_{mn} and \mathbf{B}_{mn} , we have found the sought complex eigenvalues and the corresponding eigenfunctions in the form of eigenvectors. Such a computation is supported by every mathematical software package.

The region containing material with a hole (Figure 2) consists of two sub-regions: air ($0 \leq r \leq c$) and conductor ($c \leq r \leq h$). Through changing the order of the sub-regions, i.e., the conductor ($0 \leq r \leq c$) and air ($c \leq r \leq h$), a conductive cylinder with radius c is obtained. In practical applications, this type of configuration is often used for modeling tested objects, such as rods, disks, pucks or coins (Figure 3). By adopting a procedure analogous to that used for the material with a hole, a solution for a conductive cylinder is obtained.

$$k^2(r) = \begin{cases} j\omega\mu_0\mu_r\sigma & 0 \leq r \leq c \\ 0 & c \leq r \leq h, \end{cases} \quad (21)$$

$$\mathbf{A}_{mn} = \frac{1}{\mu_r} u_m^2 \frac{h^2}{2} J_0^2(u_m h) \mathbf{I} + \frac{1}{\mu_r} k^2 \begin{cases} \frac{c}{u_m^2 - u_n^2} [u_n J_0(u_n c) J_1(u_m c) - u_m J_0(u_m c) J_1(u_n c)] & m \neq n \\ \frac{c^2}{2} [J_1^2(u_m c) - J_0(u_m c) J_1(u_m c)] & m = n, \end{cases} \quad (22)$$

$$\mathbf{B}_{mn} = \begin{cases} 0 & m \neq n \\ \frac{1}{\mu_r} \frac{h^2}{2} J_0^2(u_m h) \mathbf{I} & m = n. \end{cases} \quad (23)$$




Figure 3. The air-core coil and conductive disks.

The proposed method can be used for any number of sub-regions. In the case of the conductive ring (Figure 4), the solution domain contains three sub-regions: air ($0 \leq r \leq c_1$), conductive material ($c_1 \leq r \leq c_2$), and air ($c_2 \leq r \leq h$). This geometry may describe, for example, the eddy current nondestructive inspection of a tube. The solution can be written as:

$$k^2(r) = \begin{cases} 0 & 0 \leq r \leq c_1 \\ j\omega\mu_0\mu_r\sigma & c_1 \leq r \leq c_2 \\ 0 & c_2 \leq r \leq h, \end{cases} \quad (24)$$

$$\mathbf{A}_{mn} = u_m^2 \frac{h^2}{2} J_0(u_m h) + \left(\frac{1}{\mu_r} - \mathbf{I}\right) u_m u_n [\mathbf{G}(c_2)_{mn} - \mathbf{G}(c_1)_{mn}] + \frac{k^2}{\mu_r} [\mathbf{F}(c_2)_{mn} - \mathbf{F}(c_1)_{mn}], \quad (25)$$

$$\mathbf{B}_{mn} = \frac{h^2}{2} J_0^2(u_m h) + \left(\frac{1}{\mu_r} - \mathbf{I}\right) [\mathbf{F}(c_2)_{mn} - \mathbf{F}(c_1)_{mn}], \quad (26)$$

where

$$\mathbf{G}(x)_{mn} = \begin{cases} \frac{-x}{u_m^2 - u_n^2} [u_m J_0(u_m x) J_1(u_n x) - u_n J_0(u_n x) J_1(u_m x)] & m \neq n \\ \frac{x^2}{2} [J_0^2(u_m x) - J_1^2(u_m x)] & m = n, \end{cases} \quad (27)$$

$$\mathbf{F}(x)_{mn} = \begin{cases} \frac{-x}{u_m^2 - u_n^2} [u_n J_0(u_n x) J_1(u_m x) - u_m J_0(u_m x) J_1(u_n x)] & m \neq n \\ \frac{x^2}{2} [J_1^2(u_m x) - J_0(u_m x) J_2(u_m x)] & m = n. \end{cases} \quad (28)$$

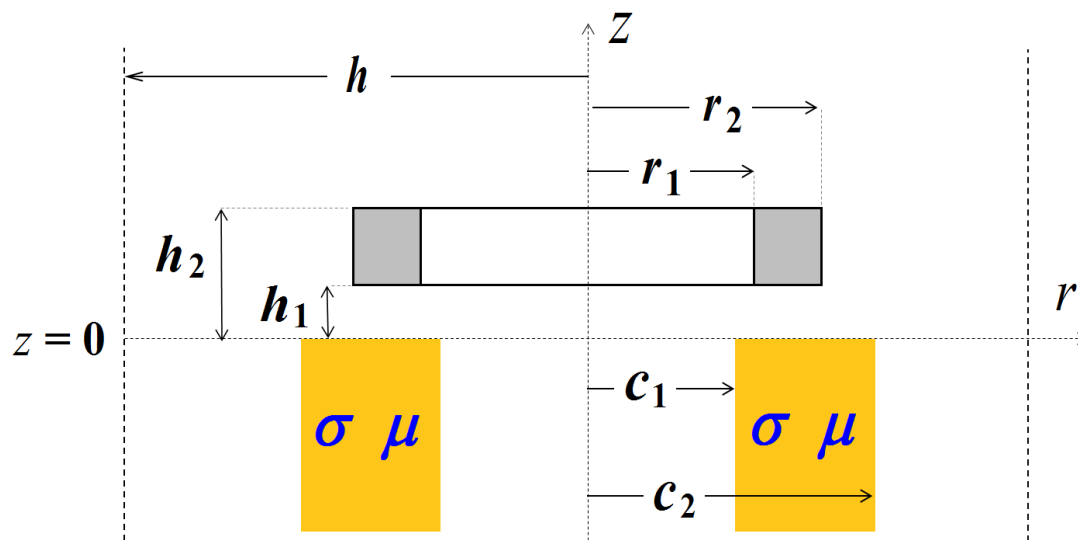


Figure 4. The air-core coil located above the magnetic ring in a cylindrical coordinate system.

4. Results and Discussion

The developed solution is named the Sturm–Liouville global function (SLGF) method and is implemented in Matlab. Matrix eigenvalues calculations (7) are made using the command $[V,D] = \text{eigs}(A,B,'sr')$, with V representing the eigenvectors and D the set of eigenvalues (a matrix whose diagonal elements are equal to the eigenvalues squared). Since accuracy in the numerical computation is higher for the first eigenvalues, for N_S eigenvalues, we use matrices with dimensions $4N_S \times 4N_S$. The eigenvalues determined in this way are verified with the multilevel computation of complex eigenvalues (MCCE) method [39], the Newton–Raphson method and the $\text{fsolve}()$ procedure available in Matlab. The calculations consist in finding the $N_s = 50$ first eigenvalues for the sets of input data (Table 1) that correspond to different values of the parameters used in eddy current testing. The examination of whether a given complex number is a correctly calculated eigenvalue is carried out with the employment of Cauchy’s argument principle, based on the integration of a precisely determined contour. The number of incorrect eigenvalues (missing or false) obtained by each of the methods is presented in Table 2. The times taken to obtain results on a computer with an Intel Core i5 processor and 6 GB of RAM memory, are also compared.

Table 1. Input data sets used in the calculations.

Tests	f [kHz]	μ_r	σ [MS/m]	c [mm]	Problem
1	1	1	60	4	hole
2	100	1	60	4	hole
3	10	50	60	4	hole
4	1	50	1	4	hole
5	10	10	30	8	hole
6	10	1	30	8	hole
7	10	1	60	15	disk
8	1	10	1	10	disk
9	200	1	30	15	disk
10	10	1	1	5	disk

Table 2. Time for computation and number of incorrect eigenvalues.

Tests	Incorrect Eigenvalues				Time [s]			
	SLGF	MCCE	Newton	Fsolve	SLGF	MCCE	Newton	Fsolve
1	0	0	0	0	0.6	1.0	0.4	2.3
2	0	2	3	3	0.7	7.5	17.7	9.8
3	0	3	3	3	0.6	2.0	13.1	1.1
4	0	0	0	0	0.6	1.1	0.4	1.4
5	0	6	6	6	0.6	2.1	12.6	0.9
6	0	0	0	0	0.7	1	7.2	1.1
7	0	6	1	6	0.6	5.4	12.9	5.0
8	0	0	1	0	1.0	2.1	0.2	1.7
9	0	12	12	12	2.0	2.1	11.5	1.7
10	0	0	0	0	0.6	1.1	1.2	6.4

The SLGF method presented in this paper is the only one that makes it possible to find all eigenvalues in each test. The results are obtained in a very short time, which usually does not exceed 1 s. Such high efficiency is ensured due to the transformation of the problem under consideration into the matrix eigenvalues calculation in the form presented in (7). In this way, a significant independence of the calculation process from the values of input parameters is achieved. As for the other methods, the effectiveness of determining eigenvalues depends primarily on the value of the coefficient $k^2 = j \omega \mu_0 \mu_r \sigma$. As the value of k increases, numerical errors may appear. This is a direct result of the property of the function that ensures the continuity of the magnetic field for $r = c$, and which is used to find eigenvalues. These properties may cause numerous limitations, e.g., difficulties in the determining of eigenvalues for high frequencies (tests 2 and 9).

The great strength of the SLGF method lies in a simple numerical implementation that contains only two full matrices (**A** and **B**). Unlike in the case of other solutions, no sets of initial points or integration operations are used there. What is more, there is no need to create procedures for filtering the resulting set of values, that is, removing either zero roots, or multiple, false or negative sign roots. It is worth noting that, in the developed solution, no algorithm for splitting the domain of the solution is employed to determine the eigenvalues. Such algorithms are utilized in methods based on Cauchy's argument principle, where the domain within which the searched roots are located is split into parts in the form of contours. This division is usually quite complicated because each contour should contain a few roots at the most. In addition, the roots that are located too close to the contour edge are missed. Together with the increase in coefficient k , the densification of roots increases (the difference in the values of successive roots is smaller and smaller), so the precise determination of contours becomes more and more difficult (tests 2, 3, 5, 9).

In the case of calculating the changes in the impedance of the air-core coil over conductive material with a hole (Figure 2) with the employment of analytical models, finding a set of eigenvalues is by far the most time-consuming process. The calculation of the change in the impedance of such a coil using the TREE method takes about 1 s (tests 1–6), of which 0.6–0.7 s is taken by the process of finding all eigenvalues (Table 2). With the finite element method (FEM), it takes about 10 s to obtain the change in coil impedance. However, the highest reduction in the length of time needed to obtain results, in comparison with the FEM method, can be achieved during calculations performed for many iterations, when precomputations are used in the analytical models, and thus the eigenvalues are determined only once throughout the calculation cycle [43].

5. Conclusions

A novel method for computing complex eigenvalues in eddy current problems is presented. It has been applied to the simulation of the air-core coil described above: conductive cylinder, material with a hole and magnetic ring. What is characteristic of the developed solution is simple numerical implementation and versatility. When dealing with

other eddy current problems, it is enough to find a new form of matrix \mathbf{A} , \mathbf{B} and coefficient k , without the necessity to modify the very method. The presented approach can be used for both magnetic and non-magnetic materials containing flaws, discontinuities, and edges. The conducted tests show that the SLGF method is the only one that does not omit any eigenvalue, making it possible to obtain results in a very short time. The changes in the coil impedance calculated on the basis of the determined eigenvalues show an excellent agreement in comparison with the results obtained with the FEM method.

In future work, it is planned to adapt the SLGF method for other eddy current problems, in particular testing of materials consisting of many sub-regions, thermal barrier coatings (TBC), and media with piecewise magnetic permeability. The presented approach will also be utilized for 3D simulations of problems to which the analytical solution has not been worked out yet.

Author Contributions: Conceptualization, A.S.; methodology, A.S.; validation, G.T.; formal analysis, T.T.; data curation, G.T.; writing—original draft preparation, T.T.; writing—review and editing, G.T.; visualization, G.T.; software, T.T. All authors have read and agreed to the published version of the manuscript.

Funding: This research received no external funding.

Institutional Review Board Statement: Not applicable.

Informed Consent Statement: Not applicable.

Data Availability Statement: Not applicable.

Conflicts of Interest: The authors declare no conflict of interest.

References

1. Meng, X.; Lu, M.; Yin, W.; Bennecer, A.; Kirk, K.J. Evaluation of Coating Thickness Using Lift-Off Insensitivity of Eddy Current Sensor. *Sensors* **2021**, *21*, 419. [[CrossRef](#)]
2. Ha, N.; Lee, H.-S.; Lee, S. Development of a Wireless Corrosion Detection System for Steel-Framed Structures Using Pulsed Eddy Currents. *Sensors* **2021**, *21*, 8199. [[CrossRef](#)] [[PubMed](#)]
3. Wang, H.; Huang, J.; Liu, L.; Qin, S.; Fu, Z. A Novel Pulsed Eddy Current Criterion for Non-Ferromagnetic Metal Thickness Quantifications under Large Liftoff. *Sensors* **2022**, *22*, 614. [[CrossRef](#)] [[PubMed](#)]
4. Xia, Z.; Huang, R.; Chen, Z.; Yu, K.; Zhang, Z.; Salas-Avila, J.R.; Yin, W. Eddy Current Measurement for Planar Structures. *Sensors* **2022**, *22*, 8695. [[CrossRef](#)] [[PubMed](#)]
5. Tytko, G. Eddy Current Testing of Conductive Coatings Using a Pot-Core Sensor. *Sensors* **2023**, *23*, 1042. [[CrossRef](#)]
6. Dziczkowski, L. Elimination of coil liftoff from eddy current measurements of conductivity. *IEEE Trans. Instrum. Meas.* **2013**, *62*, 3301–3307. [[CrossRef](#)]
7. Vasic, D.; Rep, I.; Spikic, D.; Kekelj, M. Model of Magnetically Shielded Ferrite-Cored Eddy Current Sensor. *Sensors* **2022**, *22*, 326. [[CrossRef](#)]
8. Huang, R.; Lu, M.; Zhang, Z.; Zhao, Q.; Xie, Y.; Tao, Y.; Meng, T.; Peyton, A.; Theodoulidis, T.; Yin, W. Measurement of the radius of metallic plates based on a novel finite region eigenfunction expansion (FREE) method. *IEEE Sens. J.* **2020**, *20*, 15099–15106. [[CrossRef](#)]
9. Huang, R.; Lu, M.; Peyton, A.; Yin, W. Thickness Measurement of Metallic Plates with Finite Planar Dimension Using Eddy Current Method. *IEEE Trans. Instrum. Meas.* **2020**, *69*, 8424–8431. [[CrossRef](#)]
10. Tytko, G. Eddy current testing of small radius conductive cylinders with the employment of an I-core sensor. *Measurement* **2021**, *186*, 110219. [[CrossRef](#)]
11. Tytko, G. Measurement of multilayered conductive discs using eddy current method. *Measurement* **2022**, *204*, 112053. [[CrossRef](#)]
12. Vasic, D.; Bilas, V.; Ambrus, D. Compensation of Coil Radial Offset in Single-Coil Measurement of Metal Tube Properties. In Proceedings of the IEEE Instrumentation & Measurement Technology Conference IMTC 2007, Warsaw, Poland, 1–3 May 2007; pp. 1–4. [[CrossRef](#)]
13. Theodoulidis, T.; Skarlatos, A. Efficient calculation of transient eddy current response from multi-layer cylindrical conductive media. *Philos. Trans. R. Soc. A* **2020**, *378*, 20190588. [[CrossRef](#)] [[PubMed](#)]
14. Li, Y.; Yan, B.; Li, W.; Jing, H.; Chen, Z.; Li, D. Pulse-modulation eddy current probes for imaging of external corrosion in nonmagnetic pipes. *NDT E Int.* **2017**, *88*, 51–58. [[CrossRef](#)]
15. Luloff, M.S. Concerning the exact solution for an internal transmit-receive eddy current probe at arbitrary locations and orientations within two non-concentric conductive tubes. *NDT E Int.* **2020**, *116*, 102298. [[CrossRef](#)]

16. Guo, W.; Gao, B.; Tian, G.-Y.; Si, D. Physic perspective fusion of electromagnetic acoustic transducer and pulsed eddy current testing in non-destructive testing system. *Philos. Trans. R. Soc. A* **2020**, *378*, 20190608. [[CrossRef](#)] [[PubMed](#)]
17. Sun, H.; Bowler, J.R.; Theodoulidis, T.P. Eddy Currents Induced in a Finite Length Layered Rod by a Coaxial Coil. *IEEE Trans. Magn.* **2005**, *41*, 2455–2461. [[CrossRef](#)]
18. Desjardins, D.P.R.; Krause, T.W.; Gauthier, N. Analytical modeling of the transient response of a coil encircling a ferromagnetic conducting rod in pulsed eddy current testing. *NDT E Int.* **2013**, *60*, 127–131. [[CrossRef](#)]
19. Mohseni, E.; Boukani, H.H.; Franca, D.R.; Viens, M. A Study of the Automated Eddy Current Detection of Cracks in Steel Plates. *J. Nondestr. Eval.* **2020**, *39*, 6. [[CrossRef](#)] [[PubMed](#)]
20. Le, M.; Luong, V.S.; Nguyen, K.D.; Lee, J. Electromagnetic Testing of Corrosion at Rivet Sites via Principal Component Analysis. *J. Nondestr. Eval.* **2021**, *40*, 36. [[CrossRef](#)]
21. Skarlatos, A.; Theodoulidis, T. Solution to the eddy-current induction problem in a conducting half-space with a vertical cylindrical borehole. *Proc. R. Soc. A* **2012**, *468*, 1758–1777. [[CrossRef](#)]
22. Liu, Z.; Li, Y.; Ren, S.; Ren, Y.; Abidin, I.M.Z.; Chen, Z. Pulse-Modulation Eddy Current Evaluation of Interlaminar Corrosion in Stratified Conductors: Semi-Analytical Modeling and Experiments. *Sensors* **2022**, *22*, 3458. [[CrossRef](#)]
23. Farag, H.E.; Toyserkani, E.; Khamesee, M.B. Non-Destructive Testing Using Eddy Current Sensors for Defect Detection in Additively Manufactured Titanium and Stainless-Steel Parts. *Sensors* **2022**, *22*, 5440. [[CrossRef](#)]
24. Bao, Y.; Xu, M.; Qiu, J.; Song, J. Efficient Model Assisted Probability of Detection Estimations in Eddy Current NDT with ACA-SVD Based Forward Solver. *Sensors* **2022**, *22*, 7625. [[CrossRef](#)] [[PubMed](#)]
25. Theodoulidis, T.; Bowler, J.R. Eddy current coil interaction with a right-angled conductive wedge. *Proc. R. Soc. A* **2005**, *461*, 3123–3139. [[CrossRef](#)]
26. Bowler, J.R.; Theodoulidis, T.P. Coil impedance variation due to induced current at the edge of a conductive plate. *J. Phys. D Appl. Phys.* **2006**, *39*, 2862–2868. [[CrossRef](#)]
27. Paul, S.; Bird, J.Z. Improved analytic model for eddy current force considering edge-effect of a conductive plate. In Proceedings of the XXII International Conference on Electrical Machines (ICEM), Lausanne, Switzerland, 6 September 2016; pp. 789–795. [[CrossRef](#)]
28. Zhu, Y.; Chen, B.; Luo, Y.; Zhu, R. Inductance calculations for coaxial iron-core coils shielded by cylindrical screens of high permeability. *IET Electr. Power Appl.* **2019**, *13*, 795–804. [[CrossRef](#)]
29. Fan, S.; Yi, J.; Sun, H.; Yun, F. Quantifying Hole-Edge Crack of Bolt Joints by Using an Embedding Triangle Eddy Current Sensing Film. *Sensors* **2021**, *21*, 2567. [[CrossRef](#)]
30. Aldrina, J.C.; Sabbagh, H.A.; Murphy, R.K.; Sabbagh, E.H. Recent advances in modeling discontinuities in anisotropic and heterogeneous materials in eddy current NDE. *AIP Conf. Proc.* **2012**, *1335*, 1565. [[CrossRef](#)]
31. Grimberg, R.; Tian, G.-Y. High-frequency electromagnetic non-destructive evaluation for high spatial resolution, using metamaterials. *Proc. R. Soc. A* **2012**, *468*, 3080–3099. [[CrossRef](#)]
32. Liu, Y.; Liu, S.; Liu, H.; Mandache, C.; Liu, Z. Pulsed Eddy Current Data Analysis for the Characterization of the Second-Layer Discontinuities. *J. Nondestr. Eval.* **2019**, *38*, 7. [[CrossRef](#)]
33. Delves, L.M.; Lyness, J.N. A numerical method for locating the zeros of an analytic function. *Math. Comput.* **1967**, *21*, 543–560. [[CrossRef](#)]
34. Davies, B. Locating the zeros of an analytic function. *J. Comput. Phys.* **1986**, *66*, 36–49. [[CrossRef](#)]
35. Dellnitz, M.; Schutze, O.; Zheng, Q. Locating all the zeros of an analytic function in one complex variable. *J. Comput. Appl. Math.* **2002**, *138*, 325–333. [[CrossRef](#)]
36. Kowalczyk, P. Complex Root Finding Algorithm Based on Delaunay Triangulation. *ACM Trans. Math. Soft.* **2015**, *41*, 1–13. [[CrossRef](#)]
37. Vasic, D.; Amburu, D.; Bilas, V. Computation of the eigenvalues for bounded domain eddy-current models with coupled regions. *IEEE Trans. Magn.* **2016**, *52*, 1–10. [[CrossRef](#)]
38. Kowalczyk, P. Global Complex Roots and Poles Finding Algorithm Based on Phase Analysis for Propagation and Radiation Problems. *IEEE Trans. Anten. Propag.* **2018**, *66*, 7198–7205. [[CrossRef](#)]
39. Tytko, G.; Dawidowski, Ł. Locating complex eigenvalues for analytical eddy-current models used to detect flaws. *COMPEL* **2019**, *38*, 1800–1809. [[CrossRef](#)]
40. Dziejewicz, S.; Lech, R.; Kowalczyk, P. A Self-Adaptive Complex Root Tracing Algorithm for the Analysis of Propagation and Radiation Problem. *IEEE Trans. Anten. Propag.* **2021**, *69*, 5171–5174. [[CrossRef](#)]
41. Dodd, C.V.; Deeds, W.E. Electromagnetic forces in conductors. *J. Appl. Phys.* **1967**, *38*, 5045–5051. [[CrossRef](#)]
42. Gockenbach, M.S. *Partial Differential Equations: Analytical and Numerical Methods*; Society for Industrial and Applied Mathematics (SIAM): Philadelphia, PA, USA, 2011; pp. 396–400.
43. Tytko, G. Fast Method of Calculating the Air-Cored Coil Impedance Using the Filamentary Coil Model. *PIER M* **2020**, *91*, 101–109. [[CrossRef](#)]

Disclaimer/Publisher’s Note: The statements, opinions and data contained in all publications are solely those of the individual author(s) and contributor(s) and not of MDPI and/or the editor(s). MDPI and/or the editor(s) disclaim responsibility for any injury to people or property resulting from any ideas, methods, instructions or products referred to in the content.