



# Block-structured quad meshing for supersonic flow simulations

Claire Roche, Jérôme Breil, Thierry Hocquellet, Franck Ledoux

## ► To cite this version:

Claire Roche, Jérôme Breil, Thierry Hocquellet, Franck Ledoux. Block-structured quad meshing for supersonic flow simulations. SIAM International Meshing Roundtable Workshop 2023 (SIAM IMR 2023), Mar 2023, Amsterdam, Netherlands. cea-04028060

**HAL Id: cea-04028060**

**<https://cea.hal.science/cea-04028060>**

Submitted on 14 Mar 2023

**HAL** is a multi-disciplinary open access archive for the deposit and dissemination of scientific research documents, whether they are published or not. The documents may come from teaching and research institutions in France or abroad, or from public or private research centers.

L'archive ouverte pluridisciplinaire **HAL**, est destinée au dépôt et à la diffusion de documents scientifiques de niveau recherche, publiés ou non, émanant des établissements d'enseignement et de recherche français ou étrangers, des laboratoires publics ou privés.



Distributed under a Creative Commons Attribution - NonCommercial 4.0 International License



Claire ROCHE<sup>1,3</sup>, Jérôme BREIL<sup>1</sup>, Thierry HOC-QUELLET<sup>1</sup>, Franck LEDOUX<sup>2,3</sup>

<sup>1</sup>CEA-CESTA

<sup>2</sup>CEA, DAM, DIF, F-91297

<sup>3</sup>LIHPC, CEA, Université Paris-Saclay

FROM RESEARCH TO INDUSTRY

Block-structured quad meshing for supersonic flow simulations

March 8, 2023

Claire ROCHE

# Table of contents

- 1 Context
- 2 Block Structure Generation
  - Fields computation
  - Block layer generation
  - First layer generation
  - Curved blocking
- 3 From Blocks to Quads
  - Interval Assignment
  - First layer meshing
- 4 Results & Applications
  - Mesh Validity
  - Subsonic NACA0012 Airfoil
  - Supersonic Diamond Airfoil
- 5 Conclusion

## Context

- This work aims to provide a solution to generate 3D meshes automatically for a legacy Computational Fluid Dynamics (CFD) code developed for atmospheric re-entry.

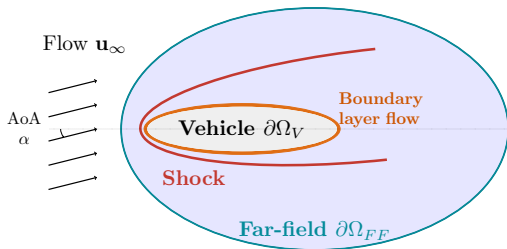


Fig. Flow around a supersonic vehicle

### Ideal meshes:

- ◆ Near-wall **orthogonality**
- ◆ **Thin cells** in the boundary layer
- ◆ Smooth mesh **size transition**

### Input meshes for the code:

- ◆ **Block-structured** meshes

### Hypotheses on the domain:

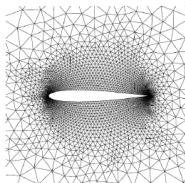
- ◆ Vehicles are **completely immersed** in the fluid
- ◆ Far-field is a **smooth boundary**
- ◆ **Single wall** vehicle

Our meshing algorithm is freely available and implemented in the open-source C++ meshing framework GMDS [LWB]<sup>a</sup>.

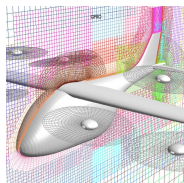
<sup>a</sup><https://github.com/LIHPC-Computational-Geometry/gmds>.



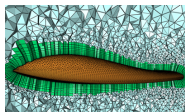

## State of the art

CFD Meshes [CDT16]

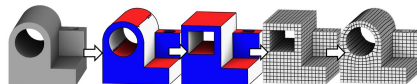

(a) Unstructured mesh [MACP10]



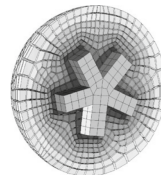
(b) Over-set grid [SBM21]

(c) Hybrid mesh<sup>1</sup>(d) **Hex mesh** [RGRS12]Hexahedral mesh generation methods

- Full surveys 2D [BLP<sup>+</sup>13], 3D surfaces [Cam17] and 3D [PCS<sup>+</sup>22]

(a) Polycube [PRR<sup>+</sup>22]

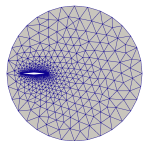
(b) Frame fields [KLF14]

(c) **Advancing front** [RGRS12]

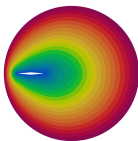
1. <https://www.pointwise.com/>

[RGRS12] Ruiz-Gironés E, Roca X, Sarrate J. The receding front method applied to hexahedral mesh generation of exterior domains. *Engineering with computers*, vol. 28, no. 4, 391-408, 2012.

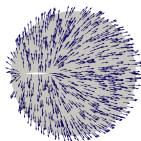
## The main stages of our 2D approach



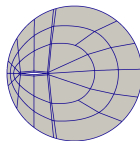
(a)  
Triangulation



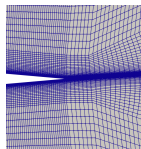
(b) Distance  
Field



(c) Vector  
Field



(d) Blocks



(e) Mesh



(f) Results

- ◆ Starting from a triangulation of the domain (a)
- ◆ We first generate and combine distance fields (b)
- ◆ And build a vector field that ensure wall orthogonality and the alignment with the angle of attack (c)
- ◆ Using those fields, we generate curved blocks (d)
- ◆ And a final quad mesh where the element size is carefully controlled in the boundary layer (e)
- ◆ Numerical simulation can then be launched (f)

# Table of contents

## 1 Context

## 2 Block Structure Generation

- Fields computation
- Block layer generation
- First layer generation
- Curved blocking

## 3 From Blocks to Quads

- Interval Assignment
- First layer meshing

## 4 Results & Applications

- Mesh Validity
- Subsonic NACA0012 Airfoil
- Supersonic Diamond Airfoil

## 5 Conclusion

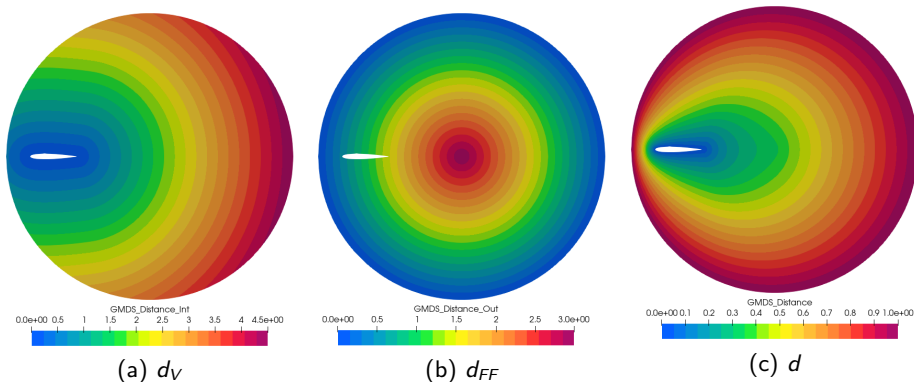
## Distance field computation

Distance field computation solving Eikonal equation [RGRS12]:

$$\begin{cases} \|\nabla d_V\| &= 1 \text{ in } \Omega \\ d_V|_{\partial\Omega_V} &= 0 \end{cases}$$

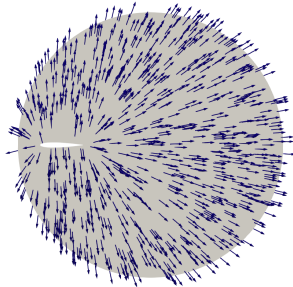
$$\begin{cases} \|\nabla d_{FF}\| &= 1 \text{ in } \Omega \\ d_{FF}|_{\partial\Omega_{FF}} &= 0 \end{cases}$$

$$d = \frac{d_V}{d_V + d_{FF}}$$




**Fig.** The distance fields on the NACA 0012 airfoil geometry.

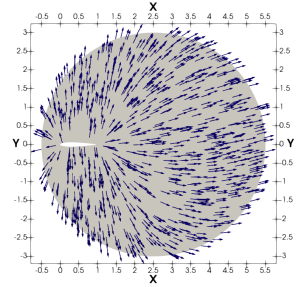
## Vector field computation



(a)  $\nabla d_v$



(b)  $\mathbf{u}_\infty$



(c)  $\mathbf{v}$

**Fig.** Vector fields computed on the NACA 0012 geometry. The vector field (c) is a mixed from  $\nabla d_v$  (a), and  $\mathbf{u}_\infty$  (b).

For each node  $n_i$  at position  $p_i = (x_i, y_i)$  :

$$\begin{cases} \mathbf{v}_i = \nabla d_v & \text{if } x_i < 1.5 \\ \mathbf{v}_i = \mathbf{u}_\infty & \text{if } x_i > 5.0 \\ \mathbf{v}_i = \theta \nabla d_v + (1 - \theta) \mathbf{u}_\infty & \text{otherwise, with } \theta \in [0, 1] \end{cases}$$

## Block layer generation

### Regular layer computation

Each node of the front  $\mathcal{L}_i$  computes its ideal next node position in the layer  $\mathcal{L}_{i+1}$  following the **vector field**  $\mathbf{v}$  until the target distance  $d_{i+1}$  is reached in the **combined distance field**  $d$ . A 4th order Runge-Kutta method is used.

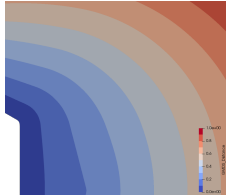


Fig. a Distance field

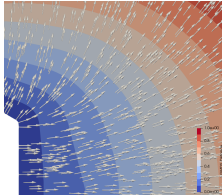


Fig. b Vector field

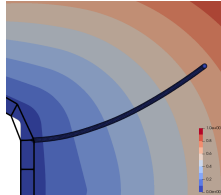


Fig. c Advected node

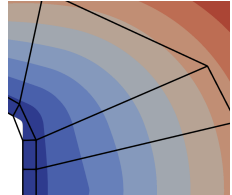


Fig. d New blocks

- All the nodes of the same layer  $\mathcal{L}_i$  are at an equal distance  $d_i$  in the combined distance field  $d$
- A front cannot separate
- Need to solve conflicts due to expansion/contraction in a layer

# Block layer insertions & shrinking

- ◆ Insertions rules as in BLACKER ET AL. [BS91], to solve conflicts on a layer
- ◆ Use both geometrical and physical criteria

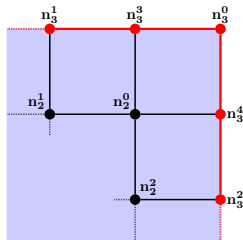
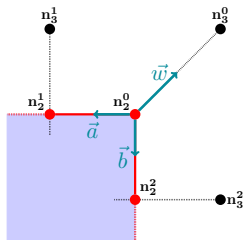


Fig. a Block insertion.

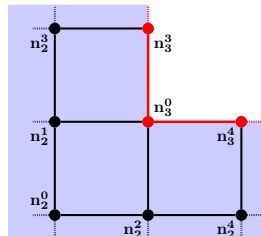
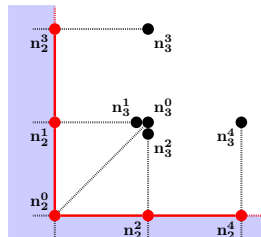
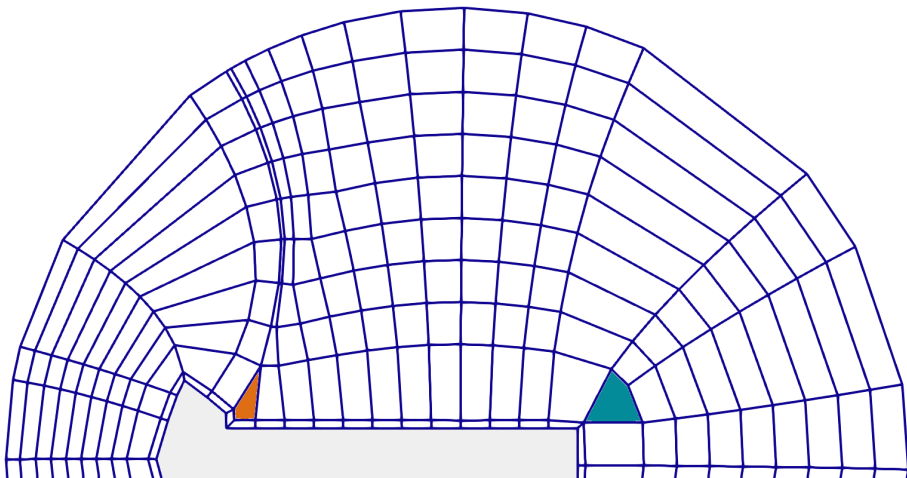


Fig. b Block shrinking.

## Block layer insertions & shrinking



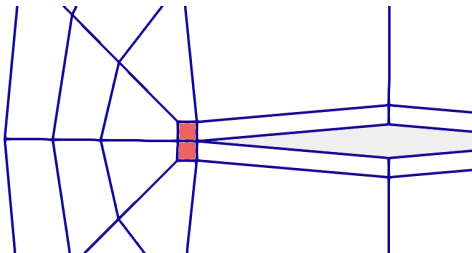
**Fig.** Block shrinking in orange ( — ) and insertion in blue ( — ) on the second layer.



## First layer generation

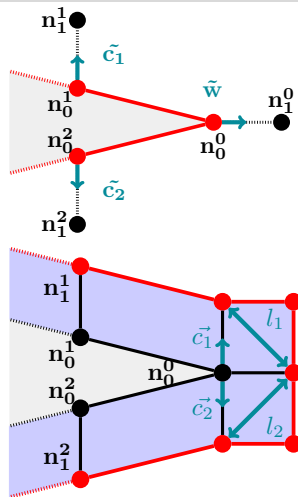
### Specific case of the first layer

- ◆ The distance field considered is  $d_V$
- ◆ The thickness of this first layer is higher than the thickness of the boundary layer flow
- ◆ Double block insertions are the only insertions allowed in this layer



**Fig. a** Insertion of two blocks (—) on the first layer for the diamond airfoil.

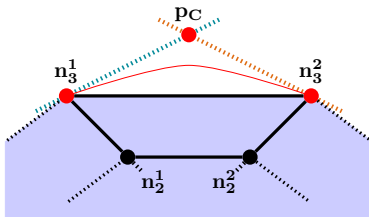
➤ Ensure the mesh validity



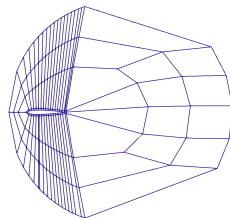
**Fig. b** Double block insertion on the boundary layer.

## Curved blocking

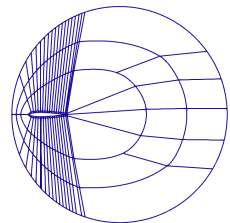
- Aims to avoid smoothing on final mesh
- ◆ If the two nodes of a block edge are on a same layer
- ◆ If the edge is not on the wall or on the first layer



**Fig. b** Curve block edges as a quadratic Bézier curve.



**Fig. a** Linear blocking



**Fig. c** Curved blocking

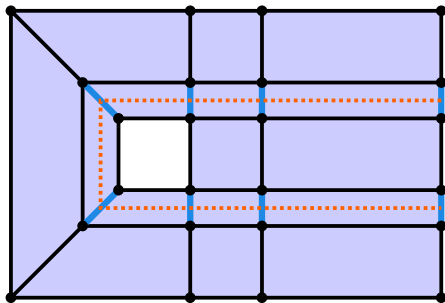
# The method

# Table of contents

- 1 Context
- 2 Block Structure Generation
  - Fields computation
  - Block layer generation
  - First layer generation
  - Curved blocking
- 3 From Blocks to Quads
  - Interval Assignment
  - First layer meshing
- 4 Results & Applications
  - Mesh Validity
  - Subsonic NACA0012 Airfoil
  - Supersonic Diamond Airfoil
- 5 Conclusion

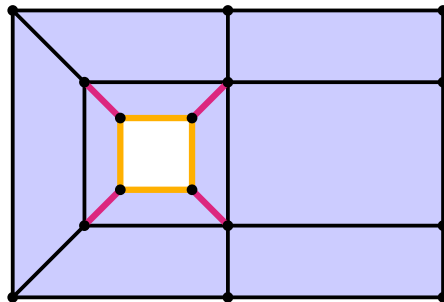
## Interval Assignment

- The aim is to set the discretization of each block edge



**Fig. a** Topological chord

- ◆ A topological chord (  $\square$  ) is a set of opposite block edges (  $\square$  )
- ◆ All edges of a same topological chord share the same discretization



**Fig. b** Hard constraint

- ◆ (  $\square$  ) edges:  $s_w$ , the size of the edges on the wall
- ◆ (  $\square$  ) edges:  $s_w^\perp$ , the size of the edges on the first layer, on the wall-normal direction

# First layer meshing

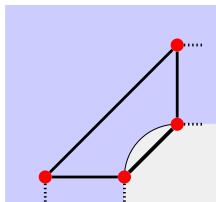


Fig. a

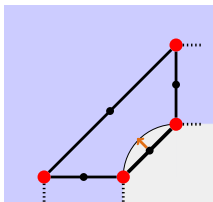


Fig. b

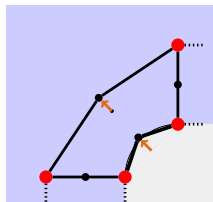


Fig. c

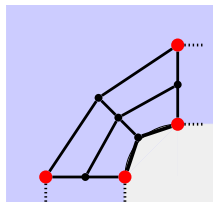


Fig. d

- Set the block edges discretization
- Project nodes on the geometry (b)
- Add the offset on the opposite block edges (c)
- Apply transfinite in each block (d)
- Smoothing to add orthogonality on the wall
- Apply the  $\beta$  refinement

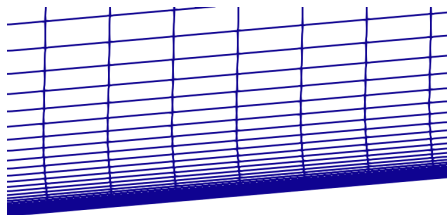


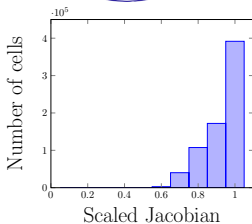
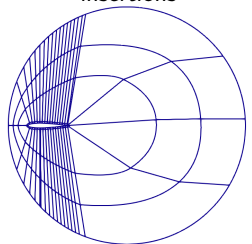
Fig. e Mesh result in near the wall

# Table of contents

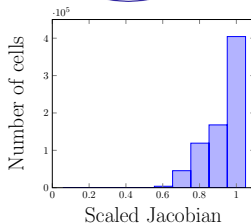
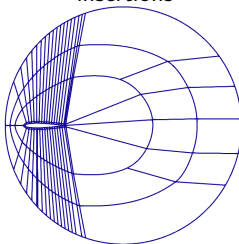
- 1 Context
- 2 Block Structure Generation
  - Fields computation
  - Block layer generation
  - First layer generation
  - Curved blocking
- 3 From Blocks to Quads
  - Interval Assignment
  - First layer meshing
- 4 Results & Applications
  - Mesh Validity
  - Subsonic NACA0012 Airfoil
  - Supersonic Diamond Airfoil
- 5 Conclusion

# Mesh Validity

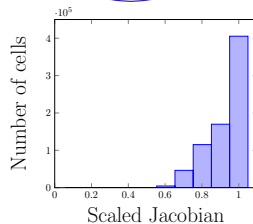
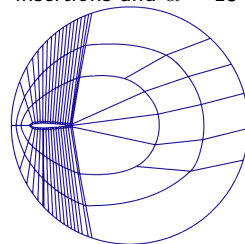
**Fig. a.** Blocking without insertions



**Fig. b.** Blocking with insertions



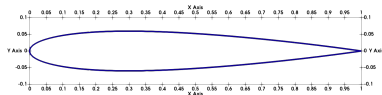
**Fig. c.** Blocking with insertions and  $\alpha = 15^\circ$



- The insertions of blocks and the adaptation to the angle of attack  $\alpha$  doesn't degrade the mesh quality.



## Subsonic NACA0012 Airfoil [Rum21]

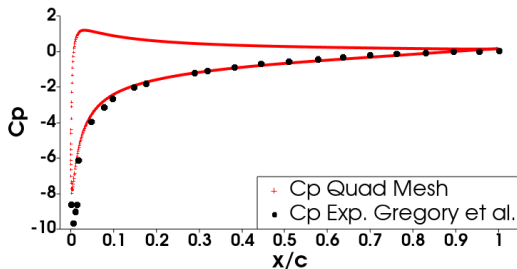


**Fig. a** NACA 0012 geometry.

$M_\infty$	AoA $\alpha$	$R_e$	$T_\infty$
0.3	$15^\circ$	$3 \times 10^6$	293K

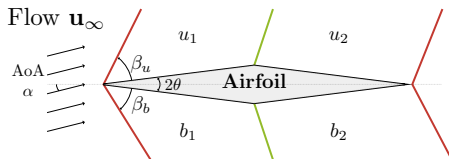
**Table** - Simulation parameters.

- The simulations are performed using the open multiphysics simulation software SU2 [EPC<sup>+</sup>16]
- Reynolds Averaged Navier-Stokes (RANS) solver
- $k-\omega$  SST turbulence model



**Fig. b** Pressure coefficient compared to experimental data set [GO70].

# Supersonic Diamond Airfoil

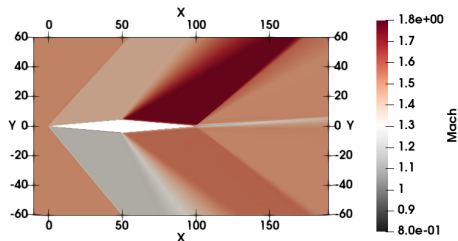


**Fig. a** Diamond Shaped Airfoil.

$M_\infty$	AoA $\alpha$	$R_e$	$T_\infty$
1.5	3°	$3 \times 10^6$	293K

**Table** - Simulation parameters.

- Validation on analytical case
- Shock angles captured with an error of 1° compared to analytical values
- Constant Mach number in the area  $u_1$  and  $b_1$  consistent with those given by the tables [rs53]



**Fig. b** Mach-number distribution.

# Table of contents

- 1 Context
- 2 Block Structure Generation
  - Fields computation
  - Block layer generation
  - First layer generation
  - Curved blocking
- 3 From Blocks to Quads
  - Interval Assignment
  - First layer meshing
- 4 Results & Applications
  - Mesh Validity
  - Subsonic NACA0012 Airfoil
  - Supersonic Diamond Airfoil
- 5 Conclusion

## Summary


- ◆ This work proposes a solution to automatically generate 2D quad block-structured meshes dedicated to CFD
- ◆ Geometrical shape of the domain is taken into account
- ◆ Simulation parameters are taken into account (e.g the angle of attack and boundary layer thickness)
- ◆ First obtained meshes are usable for subsonic and supersonic flow simulations

### Limitations of this method

- ◆ Can't handle complex geometries (multi-component, etc)
- ◆ Accuracy of the distance field computation can be improved

## Perspectives

- ◆ Improving the mesh size transition
- ◆ Extension of the method to 3D
- ◆ Extend the work of RUIZ-GIRONES ET AL. [RGRS12] to high-order blocks
- ◆ Integrating some smoothing methods for the blocks
- ◆ Improving the mesh generation with a previous result of simulation



## Références



David Bommes, Bruno Lévy, Nico Pietroni, Enrico Puppo, Claudio Silva, Marco Tarini, and Denis Zorin, *Quad-mesh generation and processing: A survey*, Computer Graphics Forum **32** (2013), no. 6, 51–76.



Ted D Blacker and Michael B Stephenson, *Paving: A new approach to automated quadrilateral mesh generation*, International journal for numerical methods in engineering **32** (1991), no. 4, 811–847.



Marcel Campen, *Partitioning surfaces into quadrilateral patches: A survey*, Computer graphics forum, vol. 36, Wiley Online Library, 2017, pp. 567–588.



John R Chawner, John Dannenhoffer, and Nigel J Taylor, *Geometry, mesh generation, and the cfd 2030 vision*, 46th AIAA Fluid Dynamics Conference, 2016, p. 3485.



Thomas D Economon, Francisco Palacios, Sean R Copeland, Trent W Lukaczyk, and Juan J Alonso, *Su2: An open-source suite for multiphysics simulation and design*, AIAA Journal **54** (2016), no. 3, 828–846.



Nigel Gregory and CL O'reilly, *Low-speed aerodynamic characteristics of naca 0012 aerofoil section, including the effects of upper-surface roughness simulating hoar frost*.



N Kowalski, F Ledoux, and P Frey, *Block-structured hexahedral meshes for cad models using 3d frame fields*, Procedia Engineering **82** (2014), 59–71.



Franck Ledoux, Jean-Claude Weill, and Yves Bertrand, *Gmsh: A generic mesh data structure*.



Mario J Martin, Esther Andres, Carlos Carreras, and Francisco Palacios, *Solving the euler equations for unstructured grids on graphical processor units*, Publ. Online (2010).



Nico Pietroni, Marcel Campen, Alla Sheffer, Gianmarco Cherchi, David Bommes, Xifeng Gao, Riccardo Scateni, Franck Ledoux, Jean-François Remacle, and Marco Livesu, *Hex-mesh generation and processing: A survey*, ACM Trans. Graph. (2022), Just Accepted.



François Protais, Maxence Reberol, Nicolas Ray, Etienne Corman, Franck Ledoux, and Dmitry Sokolov, *Robust quantization for polycube maps*, Computer-Aided Design (2022), 103321.

# Références



Eloi Ruiz-Gironés, Xevi Roca, and Josep Sarrate, *The receding front method applied to hexahedral mesh generation of exterior domains*, *Engineering with computers* **28** (2012), no. 4, 391–408.



Ames research staff, *Raport 1135: Equations, tables, and charts for compressible flow.*, Tech. report, Ames Aeronautical Laboratory, 1953.



Christopher Rumsey, *2DN00: 2D NACA 0012 Airfoil Validation Case*, [https://turbmodels.larc.nasa.gov/naca0012\\_val.html](https://turbmodels.larc.nasa.gov/naca0012_val.html), 2021, [Online; accessed 5-August-2022].



Benjamin M Simmons, Pieter G Buning, and Patrick C Murphy, *Full-envelope aero-propulsive model identification for lift+ cruise aircraft using computational experiments*, AIAA AVIATION 2021 FORUM, 2021, p. 3170.

Thank you.



## Wall block discretization

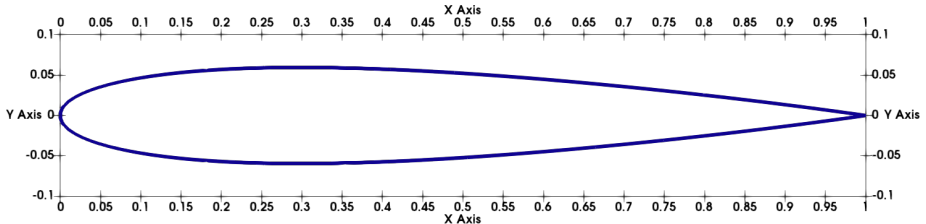
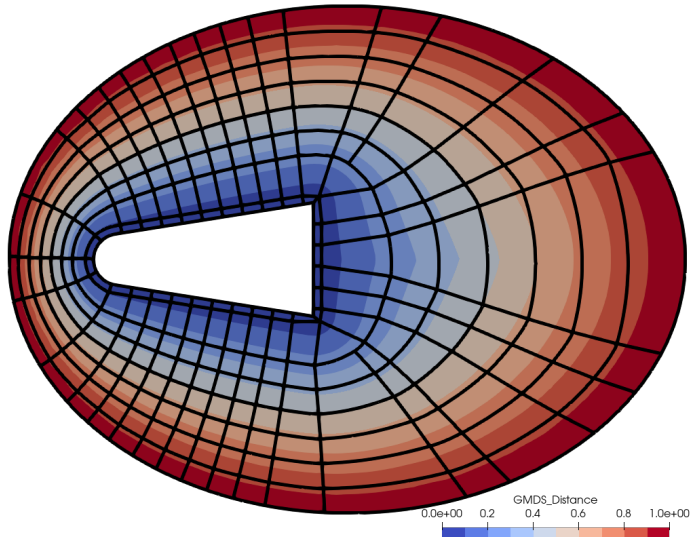


Fig. a NACA 0012 geometry.

Iteration on the ordered vertices  $v_i$  of the triangulation on the wall. We place a block corner on  $v_i$  if:

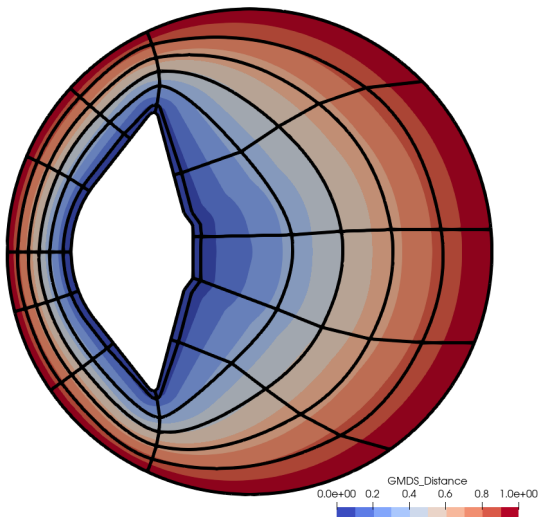
- ◆  $v_i$  is located on an extremum of the boundary profile.
- ◆  $v_i$  is a geometric corner of the boundary.
- ◆ the curvilinear distance from the previous selected vertex and  $v_i$  is greater than a limit length given as an input parameter.

## Results on RAMCII



**Fig.** Blocking on RAMCII

## Results on Orex



**Fig.** Blocking on Orex