



HAL
open science

Gyrokinetic turbulence studies of the transition from open to closed field lines in tokamaks

Peter Donnel, G. Dif Pradalier, Giannatale G. Di, L. Villard, Grandgirard V., L. Nguyen, Obrejan K., Bourne E., Garbet X., Ghendrih P., et al.

► To cite this version:

Peter Donnel, G. Dif Pradalier, Giannatale G. Di, L. Villard, Grandgirard V., et al.. Gyrokinetic turbulence studies of the transition from open to closed field lines in tokamaks. AAPPS-DPP 2022 - 6th Asia-Pacific Conference on Plasma Physics, Oct 2022, Online Conference (Tokyo), Japan. cea-03949336

HAL Id: cea-03949336

<https://cea.hal.science/cea-03949336>

Submitted on 20 Jan 2023

HAL is a multi-disciplinary open access archive for the deposit and dissemination of scientific research documents, whether they are published or not. The documents may come from teaching and research institutions in France or abroad, or from public or private research centers.

L'archive ouverte pluridisciplinaire **HAL**, est destinée au dépôt et à la diffusion de documents scientifiques de niveau recherche, publiés ou non, émanant des établissements d'enseignement et de recherche français ou étrangers, des laboratoires publics ou privés.

DE LA RECHERCHE À L'INDUSTRIE



www.cea.fr

Gyrokinetic turbulence studies of the transition from open to closed field lines in tokamaks

P. DONNEL¹, G. DIF-PRADALIER¹, G. DI GIANNATALE²,
L.VILLARD², V. GRANDGIRARD¹, L. NGUYEN³,
K. OBREJAN¹, E. BOURNE¹, X. GARBET¹, P. GHENDRIH¹,
Y.MUNSCHY¹, Y. SARAZIN¹, R. VARENNES¹

1: CEA, IRFM, Saint-Paul-lez-Durance, France

2: SPC, EPFL, Lausanne, Switzerland

3: CEA, DIF, Bruyères-le-Châtel, F-91297 France

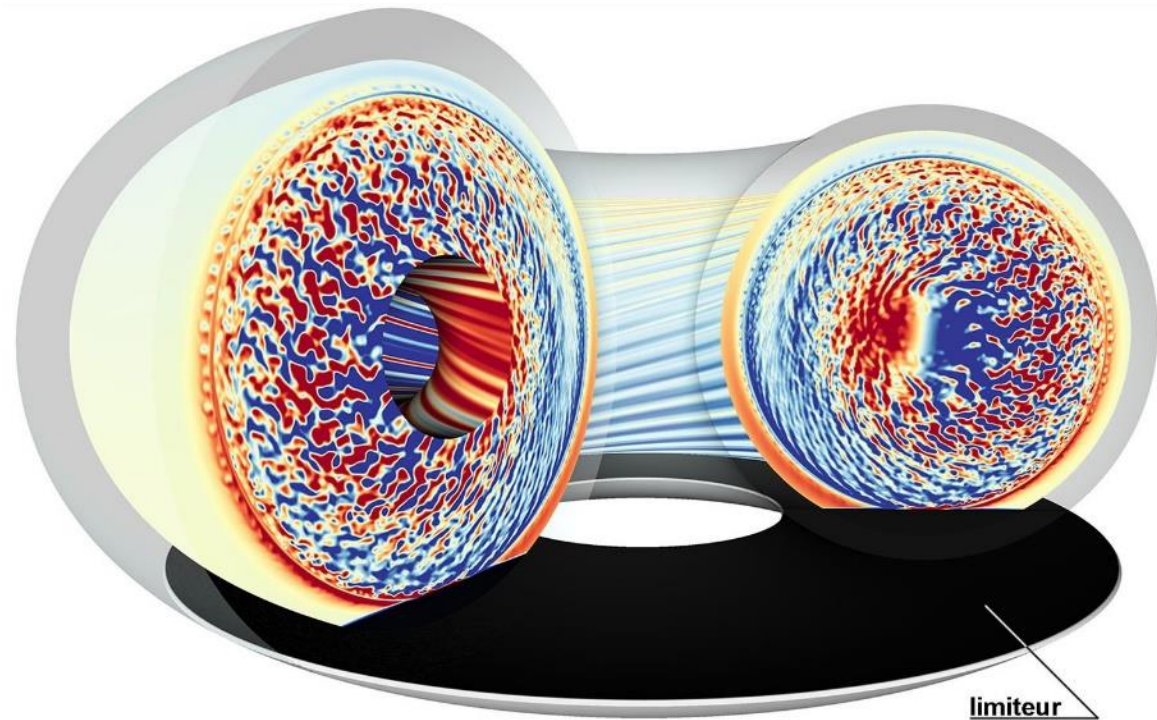
- Transport in the edge is crucial for the global confinement
- LH transition is happening close to the transition between open and closed field lines
- LH transition is related to the deepening of a radial electric field well
- Origin of this radial electric field not fully understood

Objective:

Study the impact of the transition between closed and open field lines with a gyrokinetic code

The GYSELA code is

- Full-F
- Global
- Flux-driven
- Electrostatic
- Possess a limiter boundary condition



Limiter simulated by two terms [Caschera 2018, Dif-Pradalier 2022]:

- A momentum and energy sink via a source term on the Vlasov equation

$$\frac{df}{dt} = C_{coll} + S_{source} - \nu \cdot \mathcal{M}^{mat} (f - ng)$$

- A modification of the quasi-neutrality equation

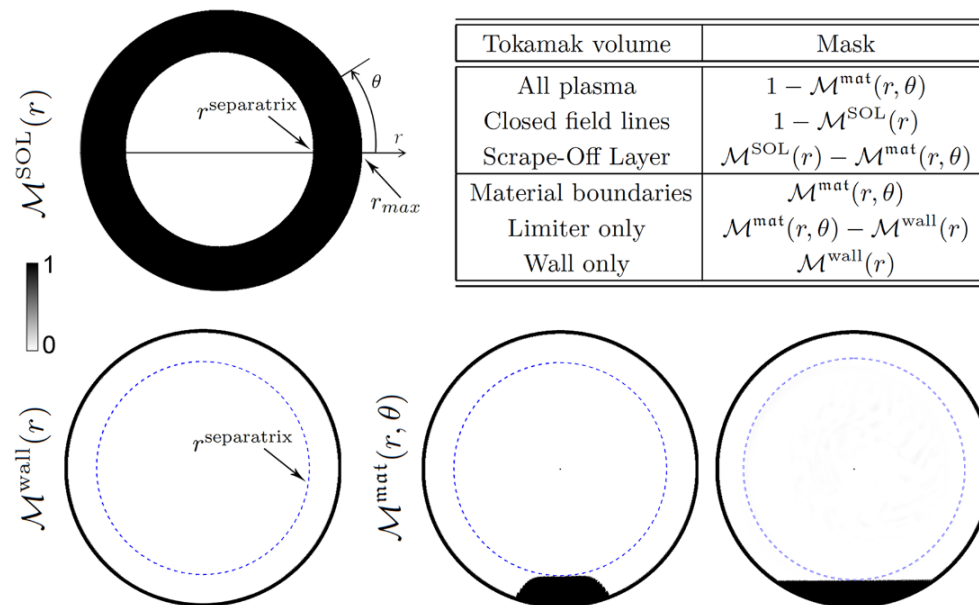
$$\mathcal{L}\phi + \frac{n_{e0}}{Z_0^2 T_e} [\phi - (1 - \mathcal{M}^{SOL}) \langle \phi \rangle_{FS}] = \rho^{LIM}$$

$$\rho^{LIM} = \rho + \frac{n_{e0}}{Z_0^2 T_e} [\Lambda (\mathcal{M}^{SOL} - \mathcal{M}^{mat}) (T_e - T_e^{b.c.}) + (\mathcal{M}^{mat} - \mathcal{M}^{wall}) \phi^{bias}]$$

$$\rho(r, \theta, \varphi) = \sum_s Z_s [n_{G_s}(r, \theta, \varphi) - n_{G_s,eq}(r, \theta)]$$

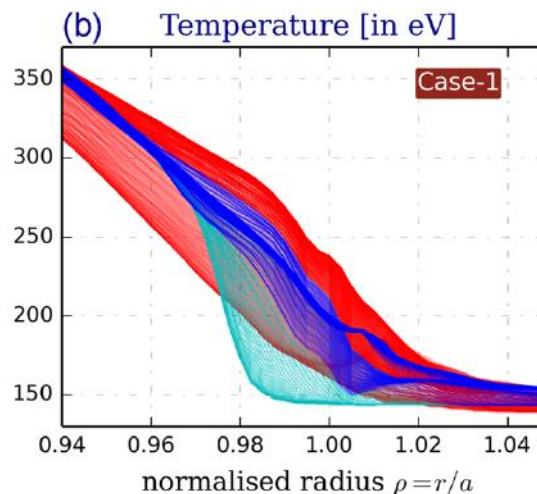
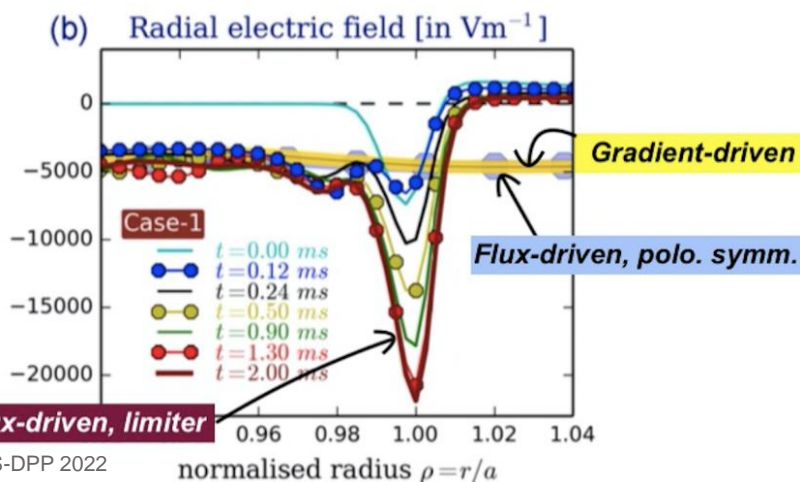
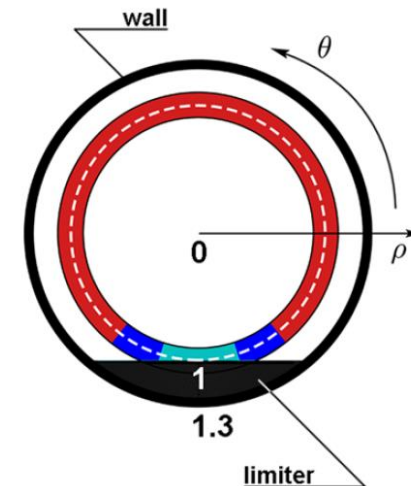
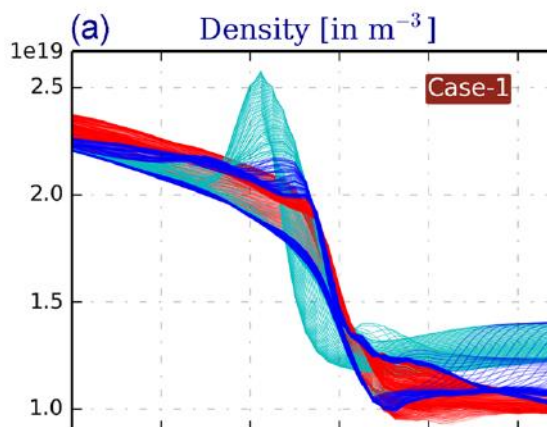
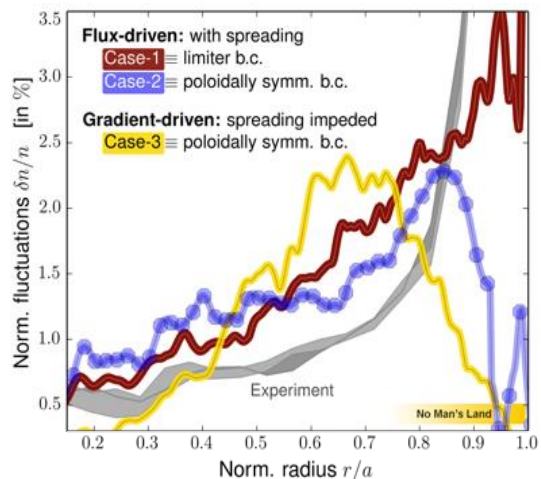
$$\mathcal{L} = - \sum_i A_i \nabla_{\perp} \cdot \left(\frac{n_{i0}(r)}{B_0^2} \nabla_{\perp} \right)$$

$$\Lambda = -\frac{1}{2} \ln \left[2\pi \frac{m_e}{m_i} \left(1 + \frac{T_i}{T_e} \right) \right]$$



Limiter leads to [Dif-Pradalier 2022]

- Level of fluctuations consistent with experimental measurements
- Development of a radial electric field
- Pressure gradient at the transition open/closed field lines



The hybrid electron model [Idomura 2016] treats

- Trapped electrons kinetically
- Passing electrons adiabatically

$$-\sum_i A_i \nabla_{\perp} \cdot \left(\frac{n_{i0}}{B_0^2} \nabla_{\perp} \phi \right) - A_e \nabla_{\perp} \cdot \left(\bar{\alpha}_{t0} \frac{n_{e0}}{B_0^2} \nabla_{\perp} \phi \right) + \bar{\alpha}_{p0} \frac{n_{e0}}{Z_0^2 T_e} (\phi - \langle \phi \rangle_{\text{FS}}) = \sum_i Z_i \delta n_i - \delta n_e^{\text{trap.}}$$

↑
Trapped fraction
↓
Passing fraction

The zonal mode is treated fully kinetically as in ORB5 [Lanti 2018]

$$-\sum_i A_i \nabla_{\perp} \cdot \left(\frac{n_{i0}}{B_0^2} \nabla_{\perp} \phi \right) - A_e \nabla_{\perp} \cdot \left(\frac{n_{e0}}{B_0^2} \nabla_{\perp} \phi \right) = \sum_i Z_i \delta n_i - \delta n_e \quad \text{for } n = 0, m_{\star} = 0$$

$$\mathcal{L}\phi_{m,n} + \bar{\alpha}_{p0} \frac{n_{e0}}{Z_0^2 T_e} (\phi_{m,n} - (1 - \mathcal{M}^{SOL}) \langle \phi_{m,n} \rangle_{FS}) = \rho_{m,n}^{TKE,LIM} \quad \forall (m,n) \neq (n=0, m_* = 0)$$

with

$$\rho_{m,n}^{TKE,LIM} = \rho_{m,n}^{TKE} + \bar{\alpha}_{p0} \frac{n_{e0}}{Z_0^2 T_e} [\Lambda (\mathcal{M}^{SOL} - \mathcal{M}^{mat}) (T_e - T_e^{b.c.}) + (\mathcal{M}^{mat} - \mathcal{M}^{wall}) \phi^{bias}]$$

Polarisation term

$$\mathcal{L} = - \sum_i A_i \nabla_{\perp} \cdot \left(\frac{n_{i0}(r)}{B_0^2} \nabla_{\perp} \right)$$

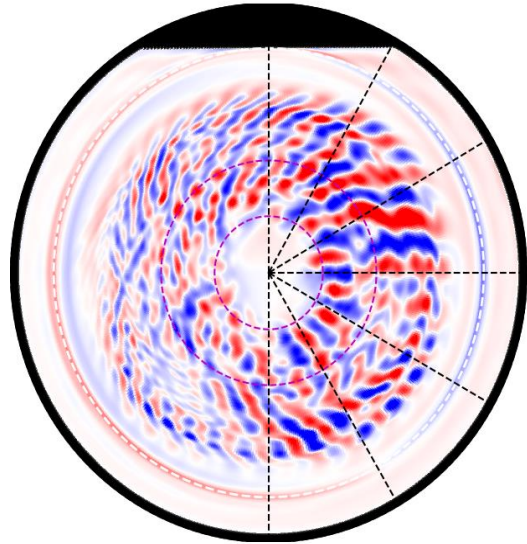
The trapped fraction definition is modified in the SOL:

- Electrons with trajectory that intercept the wall are considered as adiabatic (=passing in the core)
- Other electrons are treated kinetically (= trapped in the core)

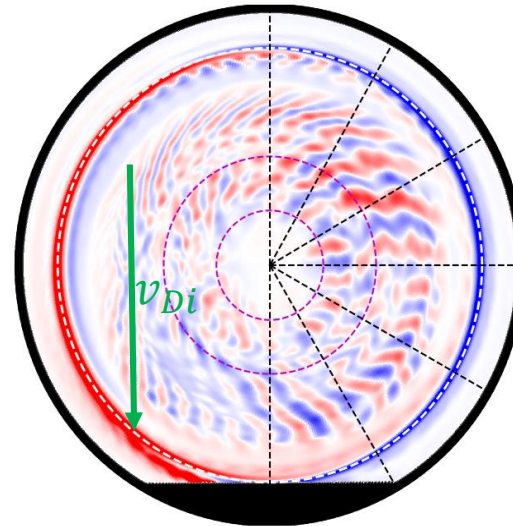
The zonal component is still treated fully kinetically in the core but not in the SOL

$$\phi^{LIM} = \phi^{TKE} + [1 - \mathcal{M}^{SOL}(r)] \left[-\phi_{(m_*=0, n=0)}^{TKE} + \phi_{(m_*=0, n=0)}^{FKE} \right]$$

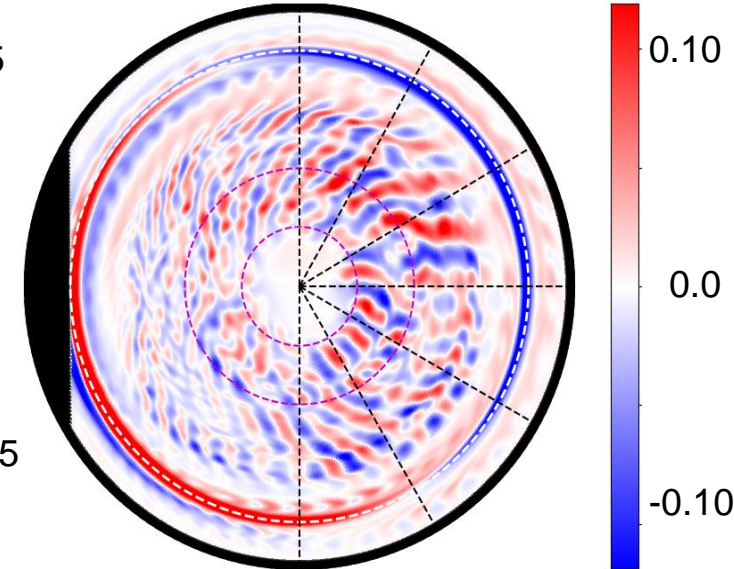
$\Phi - \Phi_{00}$ at time = 25000.0/ ω_c



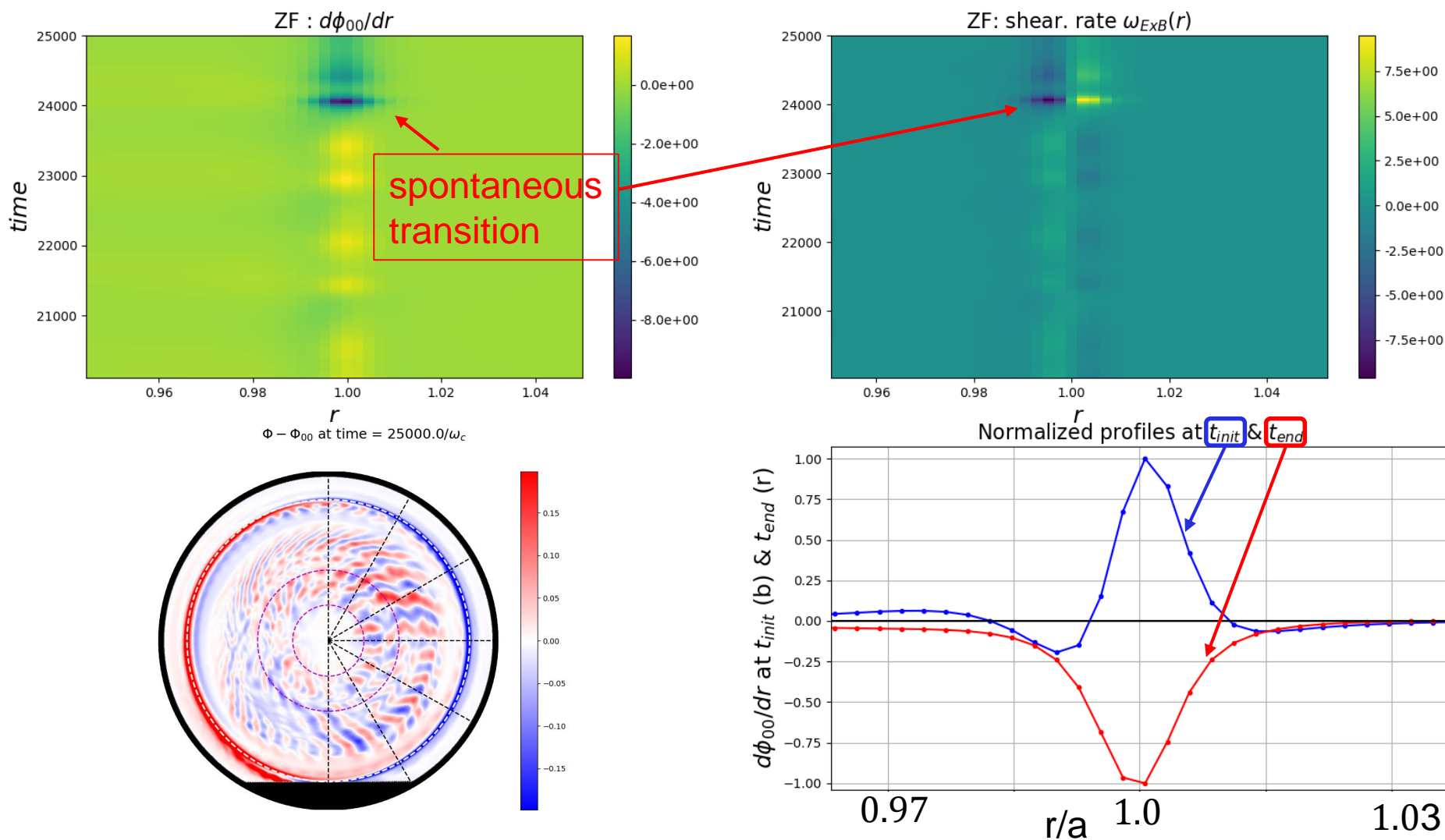
$\Phi - \Phi_{00}$ at time = 25000.0/ ω_c



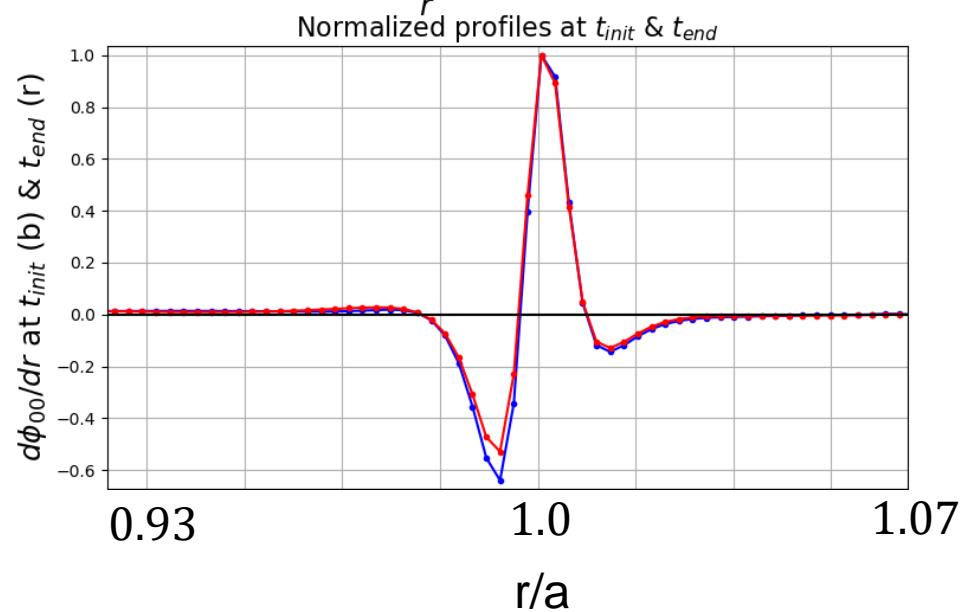
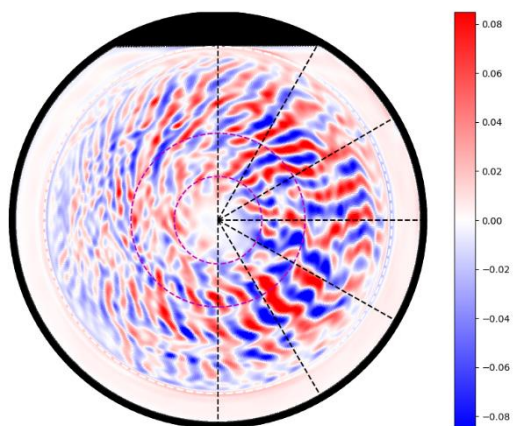
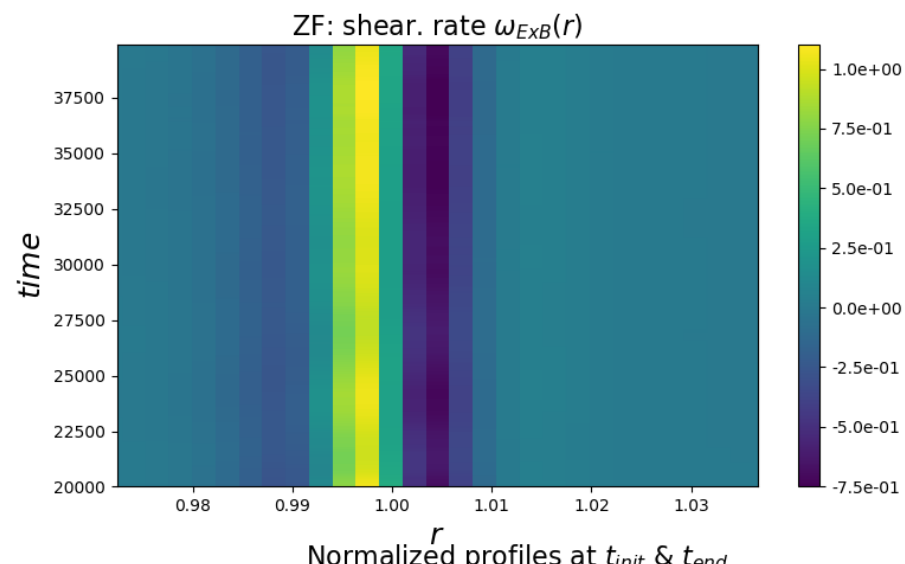
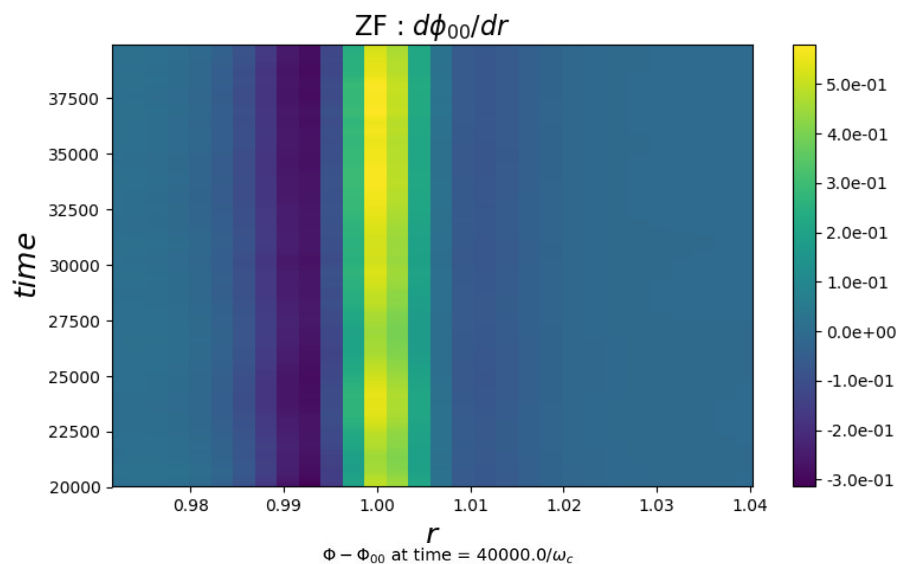
$\Phi - \Phi_{00}$ at time = 25000.0/ ω_c



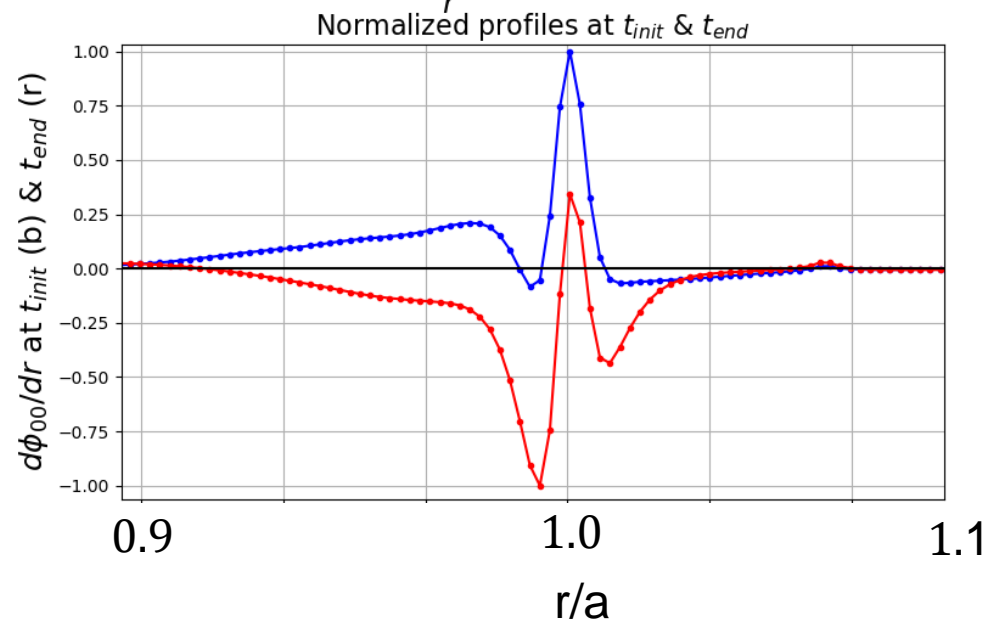
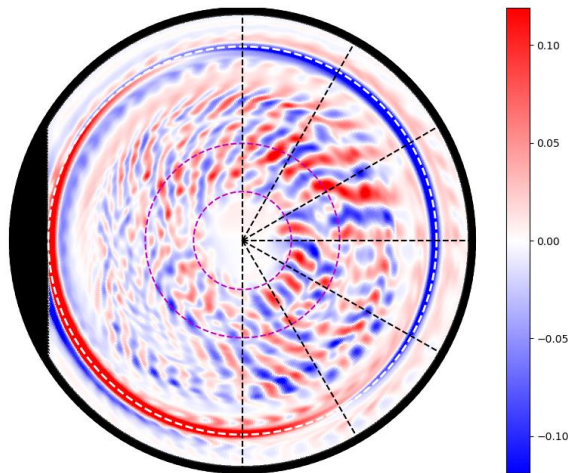
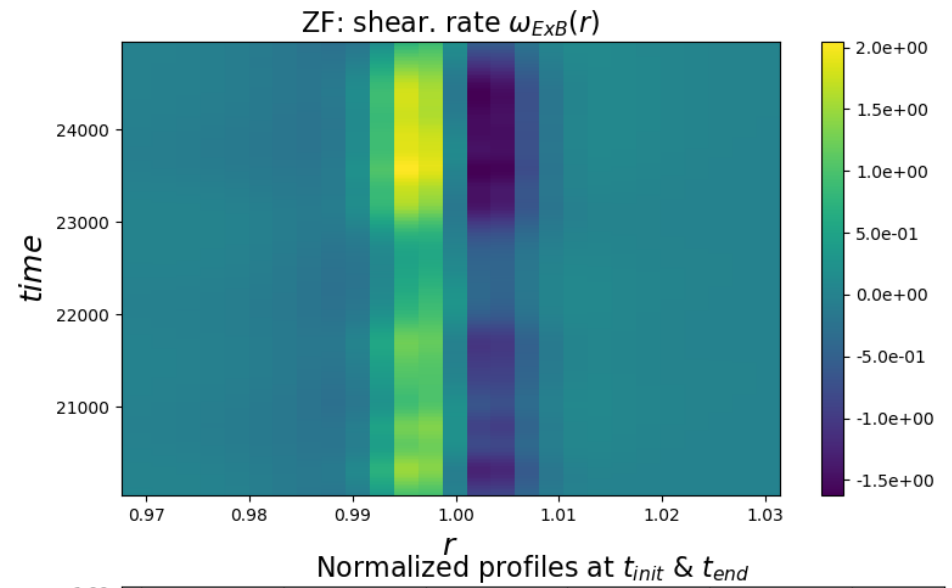
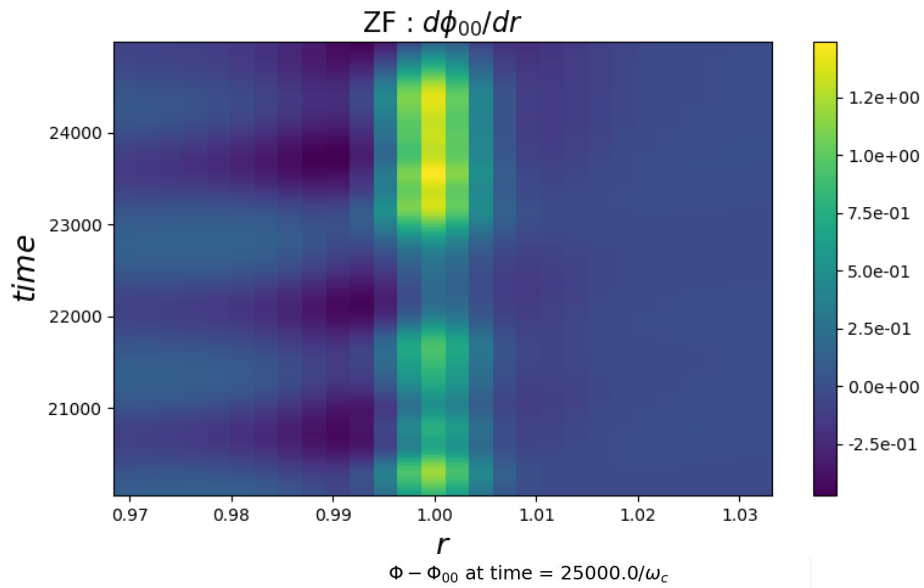
- Small impact of the limiter position in the deep core
- Large impact of limiter position on the poloidal asymmetry of the potential.



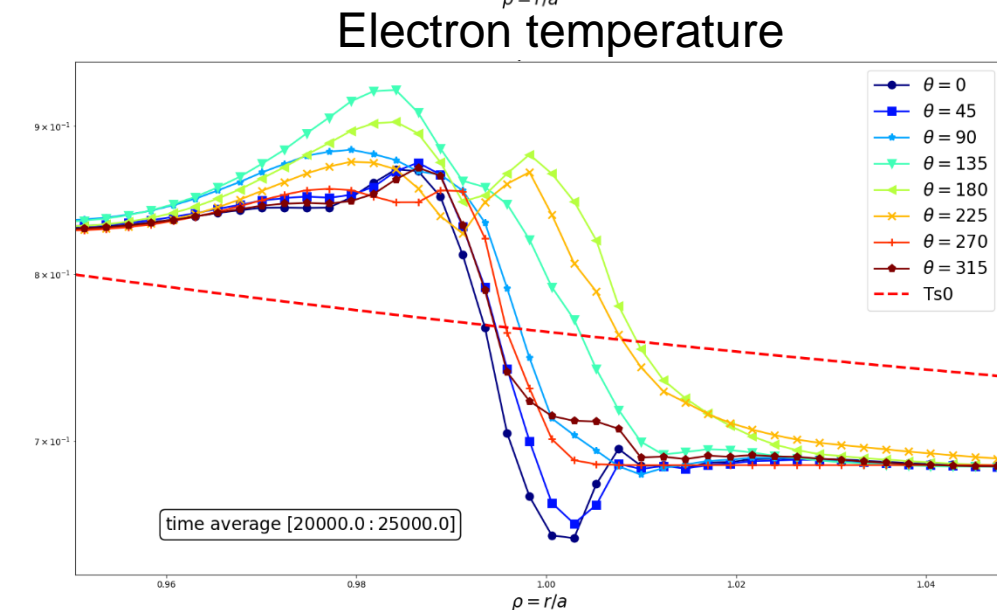
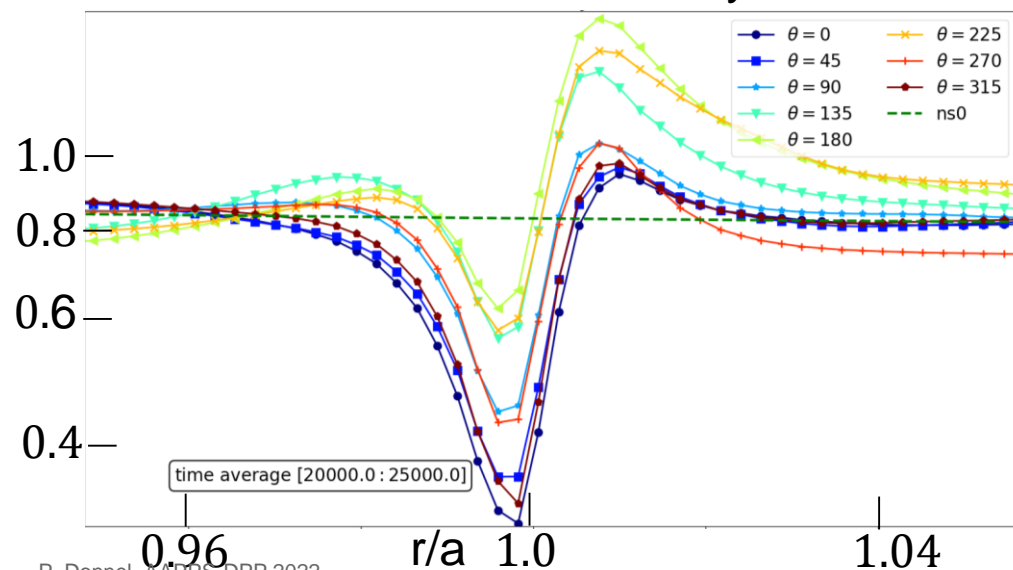
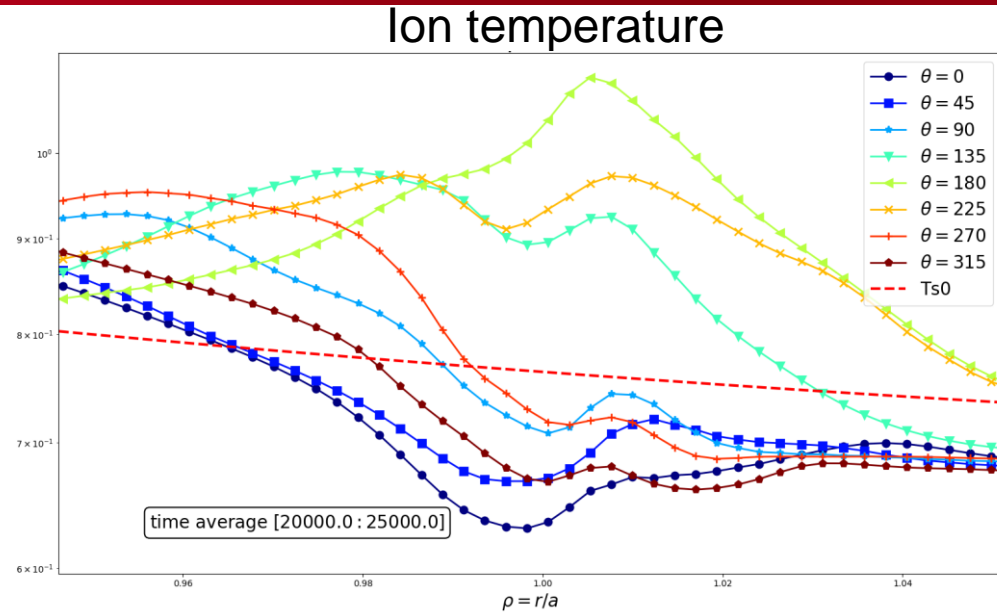
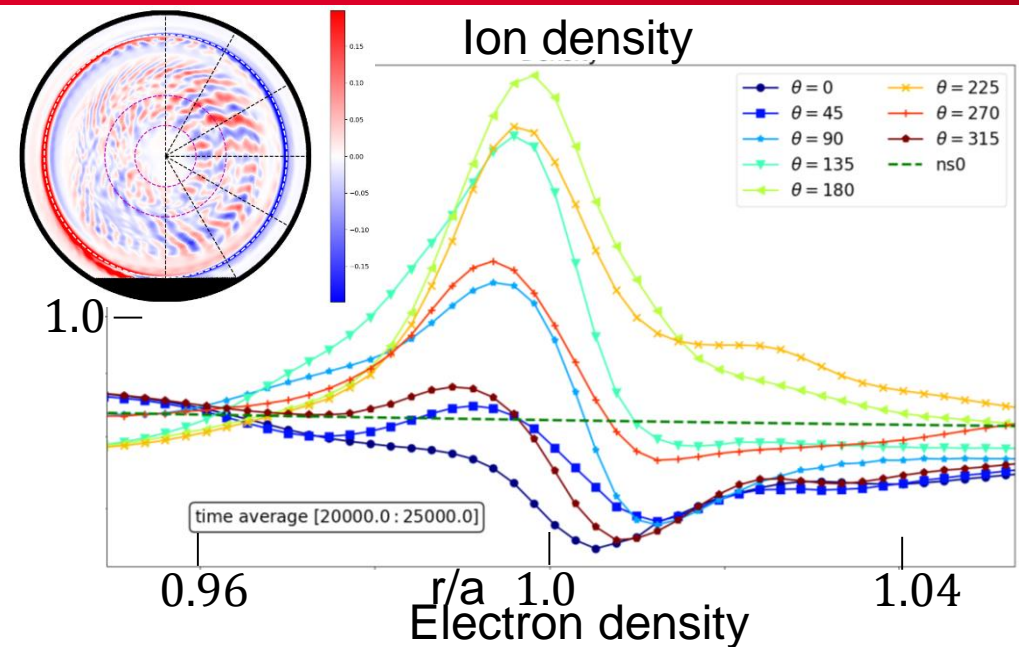
- Spontaneous transition of the edge E_r well. Qualitative agreement with experiments.
- Origin of the transition : physics or numerical?

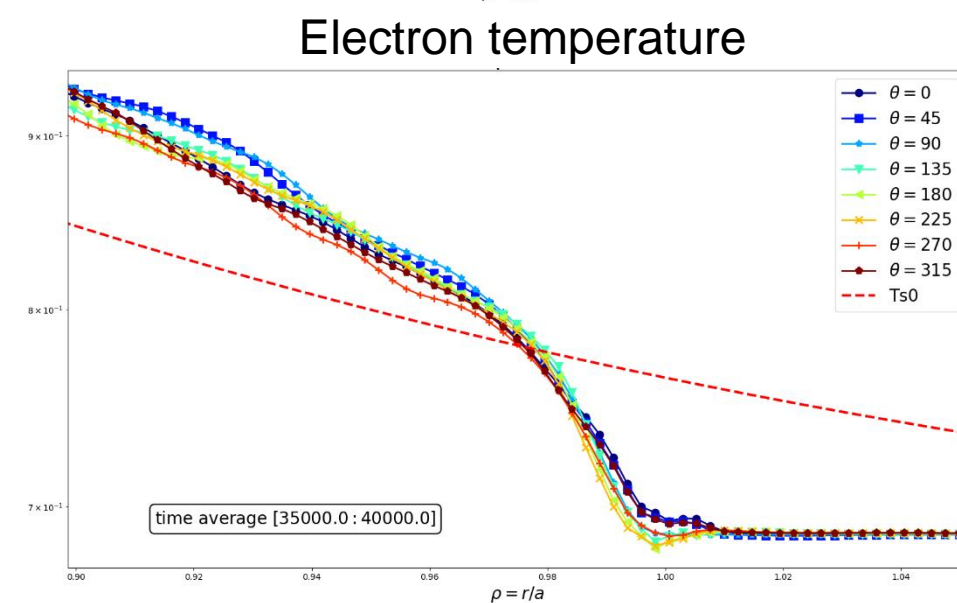
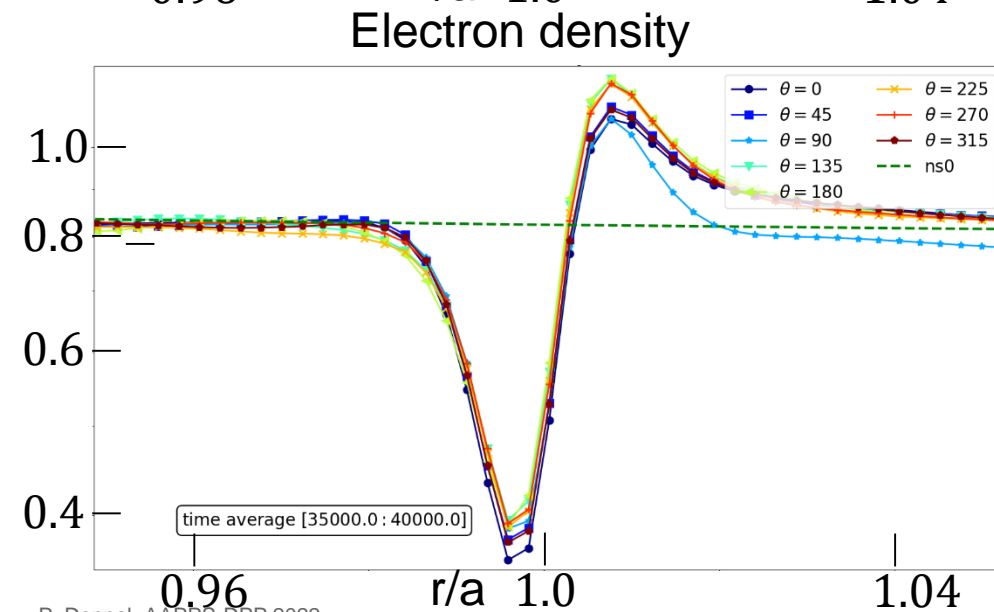
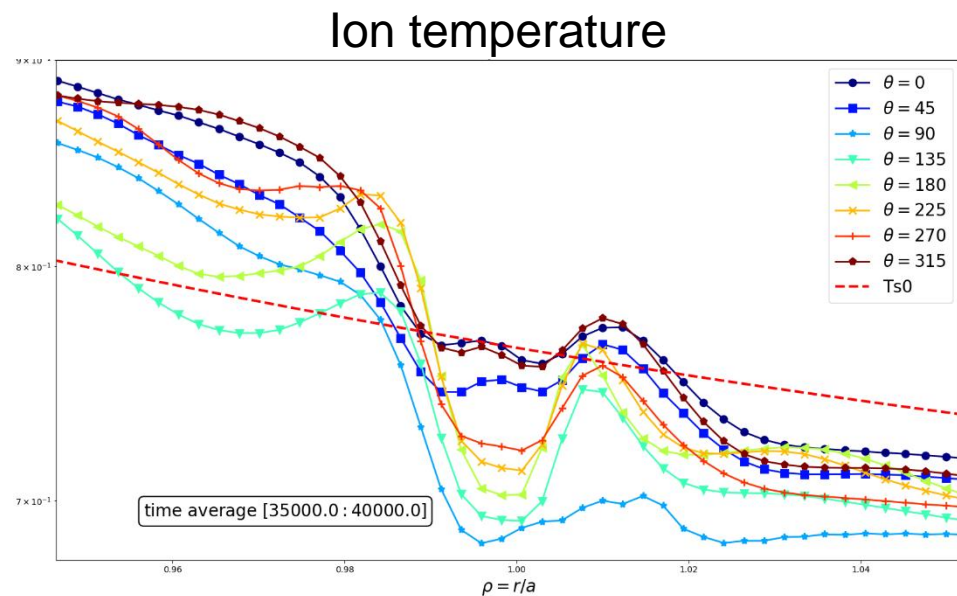
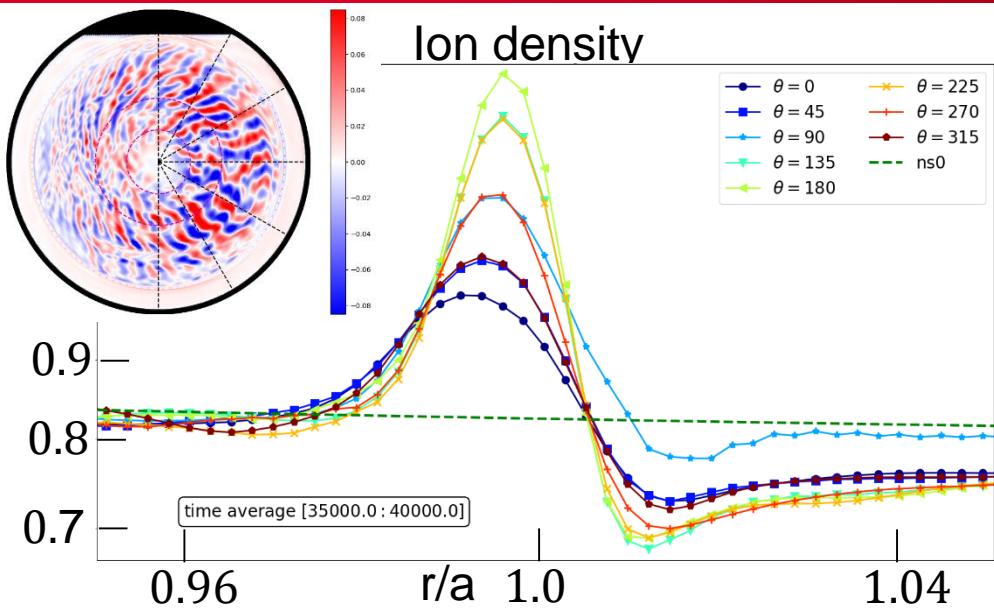


- No large E_r well
- No transition



- Fluctuations of the radial electric field





Polarisation
term

$$\mathcal{L} \phi_{m,n} + \bar{\alpha}_{p0} \frac{n_{e0}}{Z_0^2 T_e} (\phi_{m,n} - (1 - \mathcal{M}^{SO L}) \langle \phi_{m,n} \rangle_{FS}) = \rho_{m,n}^{TKE,LIM} \quad \forall (m, n) \neq (n = 0, m_* = 0)$$

with

$$\rho_{m,n}^{TKE,LIM} = \rho_{m,n}^{TKE} + \bar{\alpha}_{p0} \frac{n_{e0}}{Z_0^2 T_e} [\Lambda (\mathcal{M}^{SO L} - \mathcal{M}^{mat}) (T_e - T_e^{b.c.}) + (\mathcal{M}^{mat} - \mathcal{M}^{wall}) \phi^{bias}]$$

Polarisation
term

$$\mathcal{L} = - \sum_i A_i \nabla_{\perp} \cdot \left(\frac{n_{i0}(r)}{B_0^2} \nabla_{\perp} \right)$$

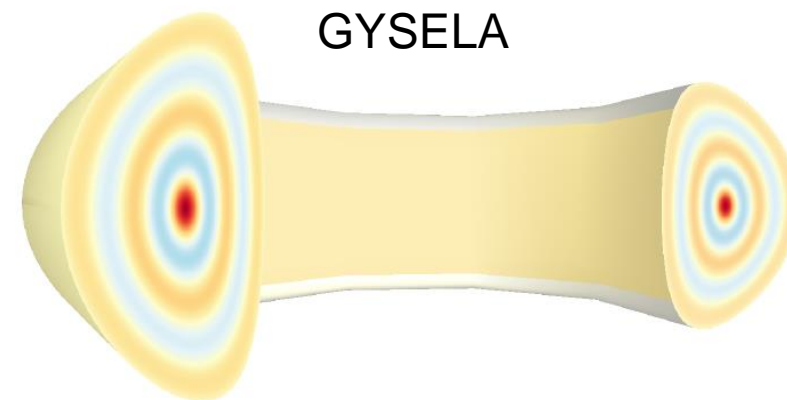
The terms in red are currently functions of the flux surface computed at the initial time.

They need to be functions of the poloidal angle and be dynamically computed

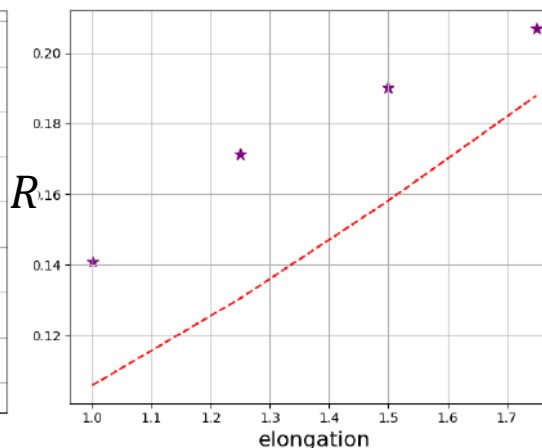
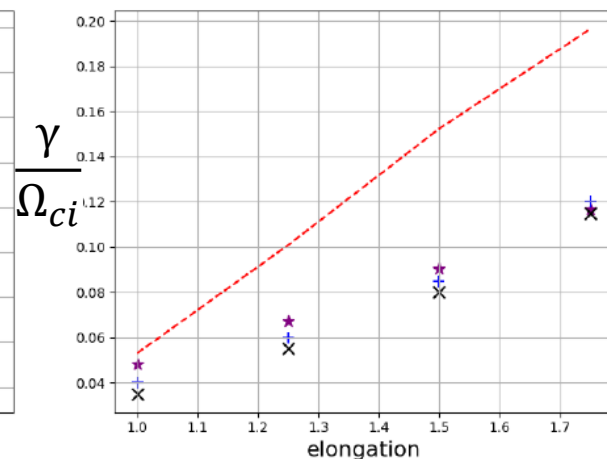
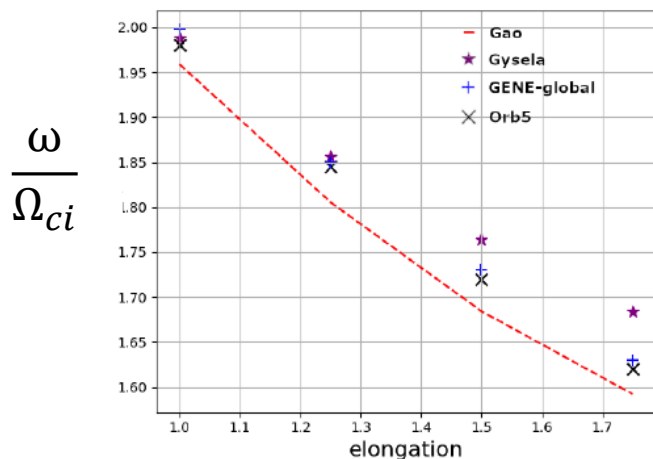
$$-\nabla \cdot (\alpha \nabla \phi) + \beta (\phi - \gamma \langle \phi \rangle_{\text{FS}}) = \text{RHS}$$

- Finite element-like approach to solve the equation in weak form using a gradient conjugate method.
- For the moment, α and β are functions of flux surfaces and do not evolve in time
- Time evolution of the coefficients is easy
- α and β as 2D functions require more work
- This solver already allows generalized geometry [K. Obrejan]

- Culham analytical equilibrium (include aspect ratio, elongation, triangularity)
- No X-point allowed for the moment. Preliminary studies have been done [E. Bourne, submitted]
- GAM dynamic on shaped plasmas and linear growth rate dependence of ITG with respect to elongation retrieved



$$\frac{\Phi(\psi, t)}{\Phi(\psi, t=0)} = R + (1 - R)e^{-\gamma t} \cos(\omega t)$$



[B. Legouix, master thesis]

- A limiter model compatible with the hybrid electron model has been developed and implemented in both GYSELA and ORB5 (not shown)
- A large impact of the position of the limiter is found on the level of poloidal asymmetry and the amplitude of the radial electric field
- The evolution of the density and the generation of large poloidal asymmetries in the SOL imply that the quasi-neutrality equation needs to be generalized. Possible but require more numerical developments
- A spontaneous transition of the electric field well is found in the case of ion magnetic drift pointing in the direction of the limiter, as expected from experiments
 - Is it due to physics or simplifications in the QN equation?

