



HAL
open science

Long length SPNDs and distributed optical fiber sensors for severe accident remote monitoring & their contribution to nuclear safety in the post-Fukushima context

Laurent Maurin, Hamid Makil, Jean-Michel Bourbotte, Hassen Hamrita, Gwenael Jouvin, Vladimir Kondrasovs, Stephane Rougeault, Guy Cheymol, Hicham Maskrot, Loic Barbot, et al.

► To cite this version:

Laurent Maurin, Hamid Makil, Jean-Michel Bourbotte, Hassen Hamrita, Gwenael Jouvin, et al.. Long length SPNDs and distributed optical fiber sensors for severe accident remote monitoring & their contribution to nuclear safety in the post-Fukushima context. IAEA Technical Meeting on Advanced Technologies and Systems for Containment Preservation in Accident Conditions, Oct 2022, Vienne, Austria. cea-03812685

HAL Id: cea-03812685

<https://cea.hal.science/cea-03812685>

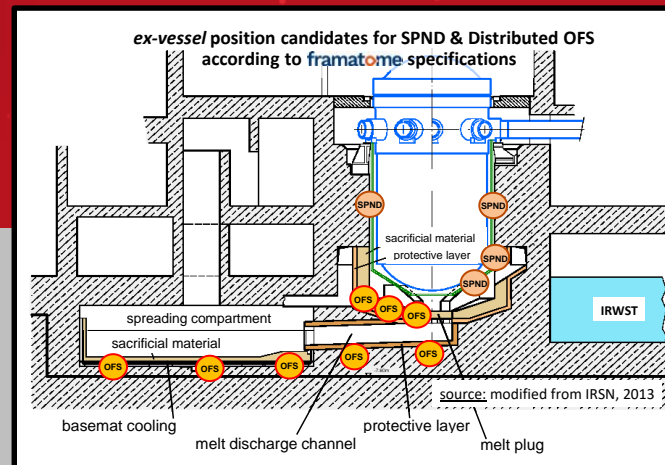
Submitted on 12 Oct 2022

HAL is a multi-disciplinary open access archive for the deposit and dissemination of scientific research documents, whether they are published or not. The documents may come from teaching and research institutions in France or abroad, or from public or private research centers.

L'archive ouverte pluridisciplinaire **HAL**, est destinée au dépôt et à la diffusion de documents scientifiques de niveau recherche, publiés ou non, émanant des établissements d'enseignement et de recherche français ou étrangers, des laboratoires publics ou privés.

Long length SPNDs and Distributed Optical Fiber Sensors for Severe Accident remote monitoring & their contribution to Nuclear Safety in the post-Fukushima context

L. Maurin, H. Makil, J.-M. Bourbotte, H. Hamrita, G. Jouvin, V. Kondrasovs, S. Rougeault, G. Cheymol, H. Maskrot, L. Barbot, J.-F. Villard, V. Bouyer, A. Denoix, C. Journeau, J.-C. Jaboulay, C. Guénaut, M. Brovchenko, I. Duhamel, L. Pichon, S. Fourrez, Y. Ouerdane and P. Ferdinand



Technical Meeting on Advanced Technologies and Systems for Containment Preservation in Accident Conditions
IAEA virtual event – 11-13 October 2022



Presentation linked to SAMMI-2020 publication, available at: <https://hal-cea.archives-ouvertes.fr/cea-03324457>

Summary

- **Distributed Sensing for Corium Monitoring and Safety – DISCOMS**
 - *ex-vessel* sensors position candidates
- **Long length SPND-TC instrumented pole**
 - SPND current modelling using CEA MATiSSe toolbox
 - Electronics current amplification device & SPND qualification
- **Distributed Optical Fiber Sensors**
 - Optical Fiber Sensors in the reactor pit makes sense
 - Optical Fibers Sensor cables qualification
- **VULCANO Molten Core – Corium Interaction (MCCI) final experiment**
 - Concrete crucible instrumentation
 - Optical measurements during MCCI (animated GIFs)
 - Temperature (OFS + SPNDs-TC instrumented poles) measurements
- **Conclusion**

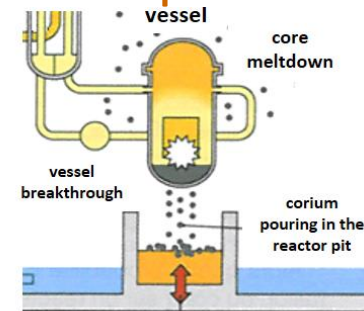
Distributed Sensing for Corium Monitoring and Safety – DISCOMS

Post-Fukushima project

- Total loss of electrical power sources following the tsunami, TEPCO NPP operator with almost no data about the accident status and its evolution ⇒ safety must always prevail

Aimed at providing innovative solutions based on passive sensors operated from a remote and safe place, in order to:

- Monitor the normal operation of the reactor during 60+ years
- Monitor the Severe Accident to apply *on time* appropriate mitigation strategies & keep informed nuclear safety authorities about:
 - Vessel breakthrough
 - Corium pouring on the floor and its interaction with concrete until the prospective breakthrough
 - Long term corium cooling once relocated in the core catcher (Gen III)



Molten Core – Corium Interaction (MCCI)
source: IRSN

Self-Powered Neutron Detectors
Thermocouple

Optical Fiber Sensors

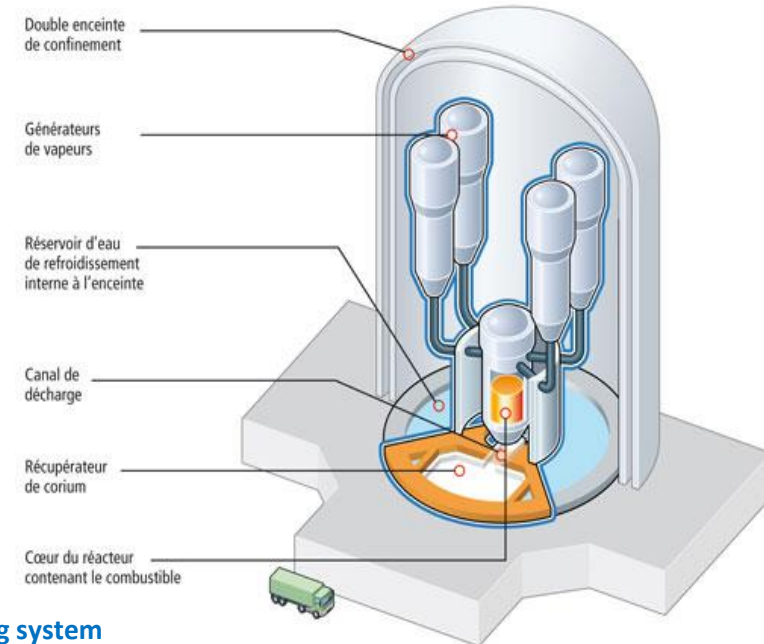
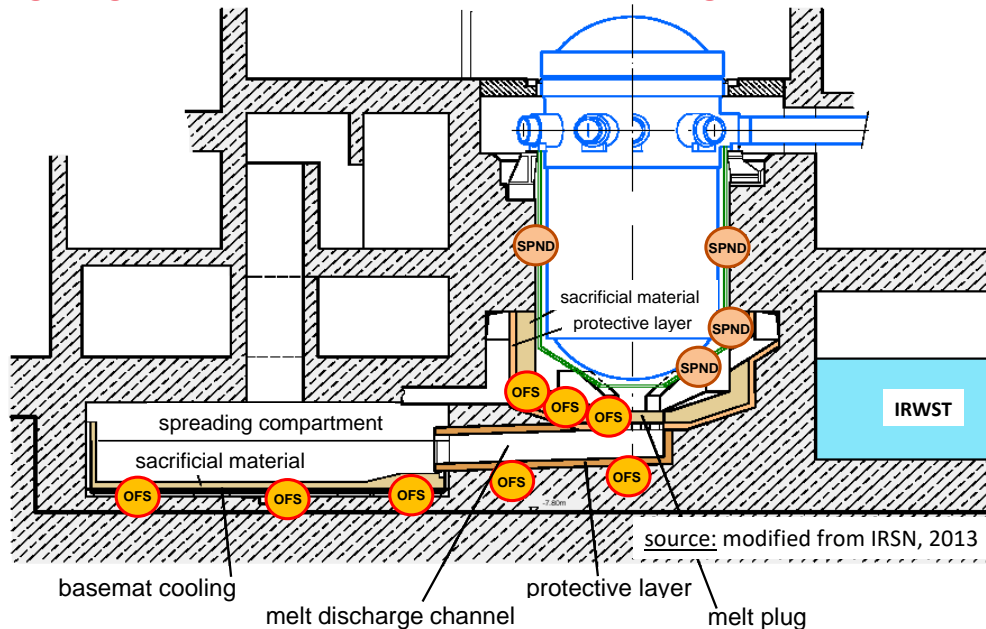
2 technologies: ex-core long length SPNDs-TC & Distributed OFS

- ex-vessel* measurements designed for Gen II & Gen III (EPR)

7 partners (Public R&D, Academic R&D, Industrials)

Ended in Dec. 2018

ex-vessel positions candidates (reactor pit, melt discharge channel & spreading compartment) for long length SPNDs-TC & OFS cables according to framatome specifications



Gen III (EPR)

- SPND** - currents self-generated under radiations – battery operated capable monitoring system
- long (several meters) lengths SPNDs to get the adequate sensitivity for *ex-core* detection
- OFS** - rely on the properties of the backscattered light in optical fibers and reflectometry
- passive sensors with remote measurement systems up to several km away from the NPP area

Information remotely obtained from a safe place, even in case of total loss of power supplies:

(Fukushima 2011 scenario)

- to **increase** the nuclear **safety**,
- to **reduce** operator **exposition** to ionizing radiations,
- to **avoid** the **breach of 3rd containment barrier & environmental consequences** with on-time & appropriate mitigation strategies

SPND current modelling

$$I_{total} \propto \sum_i \phi_n \cdot \sigma_{i(n,\beta^-)} + \sum_i \phi_n \cdot \sigma_{i(n,\gamma)(\gamma,e)} + \sum_i \phi_\gamma \cdot \sigma_{i(\gamma,e)}$$

physical equation implemented in the CEA MATiSSe toolbox for SPND current modelling

- Input data: neutron & gamma energy spectra & fluxes
- Accurate modelling of the SPND and its environment
 - { SPND instrumented pole, concrete, corium } whole set
- MONTE CARLO MCNP6.1 code using JEFF3.2 & ENDF/B-VII.1 libraries

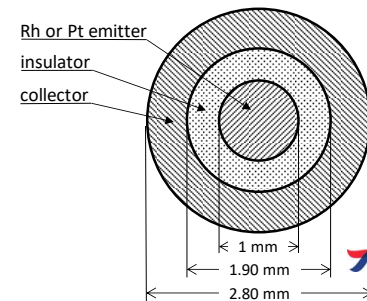
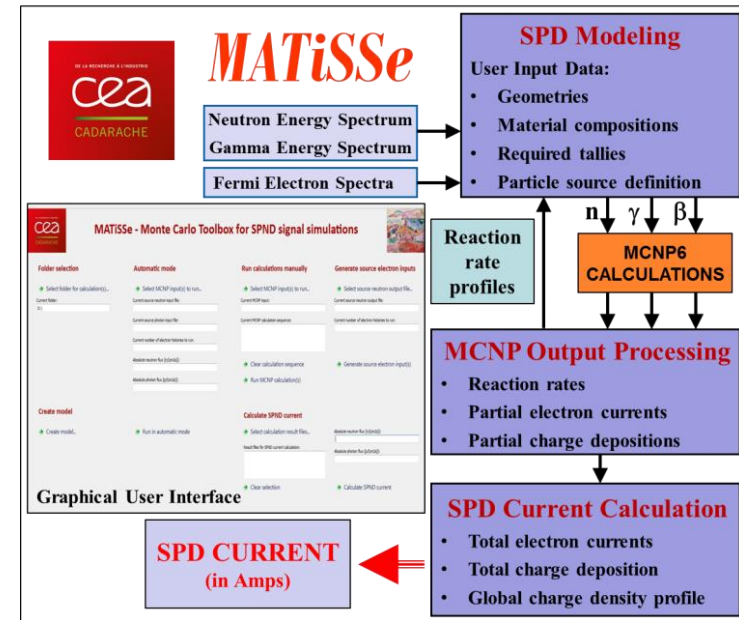


- 3 main sources:

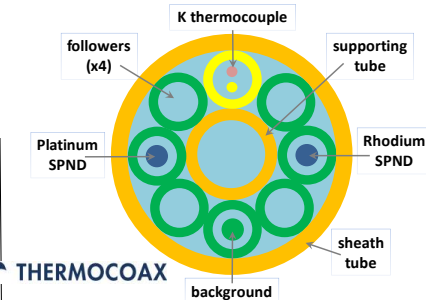
- n: rate of (n, β^-) reactions & $(n, \gamma)(\gamma, e)$ contributions
- e: β^- transport
- γ : (γ, e) contributions

- MATiSSe code qualified along with several experimental validations

- ✓ L. Barbot *et al.*, "Calculation to experiment comparison of SPND signals in various nuclear reactor environments", ANIMMA 2015, 20-24 April 2015, Lisbon, Portugal.
- ✓ L. Barbot *et al.*, "Experimental Validation of a Monte Carlo based Toolbox for SPND and PGD Simulation in the OSIRIS MTR", PHYSOR 2016, 1-5 May 2016, Sun Valley, USA.



SPND structure with
Rh or Pt emitter




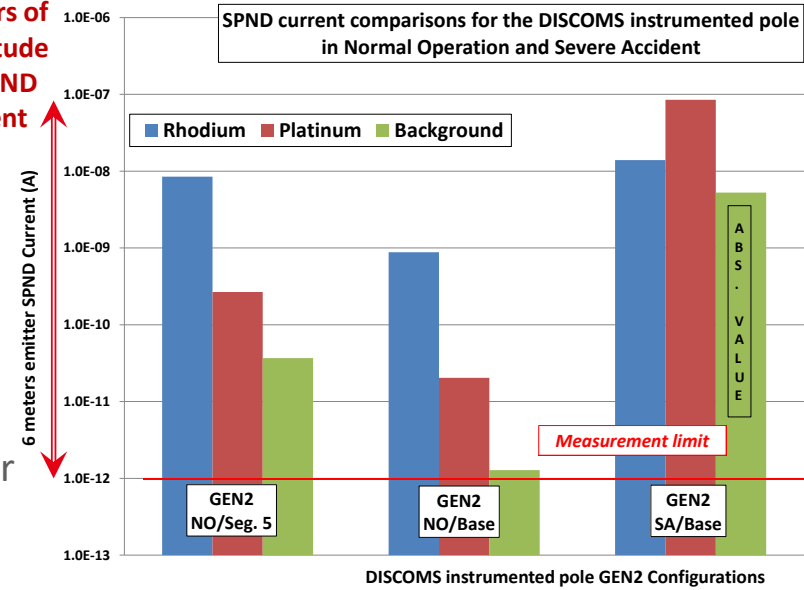
instrumented SPNDs-TC pole
structure modelled with CEA
MATiSSe toolbox

instrumented pole
section overview

Electronics current amplification device design & qualification

- **1 pA current detection threshold**
 - From Normal Operation to Severe Accident with corium in the vessel (no relocation)
 - Vessel breakthrough with corium pouring on the floor
- **Dedicated amplification device [1 pA 100 nA]**
 - Qualified with ^{60}Co source projector & in research reactor

5 orders of magnitude for SPND current



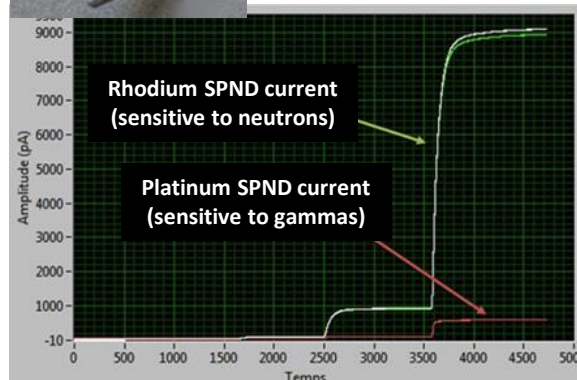
TRIGA Mark II research reactor (Slovenia)



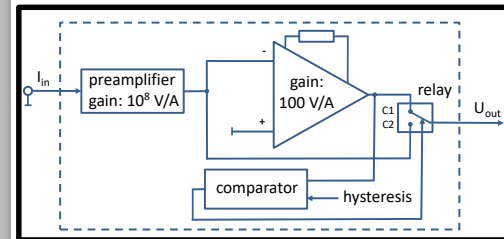
dedicated SPND multi-channel measurement device
375 mA × 24 V power per channel up to 200 m, battery operated



6 m long instrumented pole manufactured by THERMOCOAX



Rhodium & Platinum SPNDs current measurements during tests in reactor



low currents & wide range [1 pA 100 nA] amplification device

Results achieved in DISCOMS project prior to final MCCI VULCANO experiment

- Modelling γ doses & fast neutrons ($E > 1$ MeV) fluence in the reactor pit concrete floor [M. Brovchenko, 2016]
 - Concrete floor shielding provides a good protection against ionizing radiations

from surface to -50 cm	fast neutrons (60 y NO) [n/cm^2]	kerma gamma (60 y NO + 24 h SA) [MGy]
Gen II	from 2×10^{16} to 2×10^{14} $\div 100$	from 5.7 to 0.7 $\div 8.1$
Gen III (EPR)	from 2×10^{14} to 10^{12} $\div 200$	from 2.1 to 0.022 $\div 95$


NO: Normal Operation / SA: Severe Accident

- **60 years NO is the most damaging process in comparison with 24 hours SA**
- Rad-Hard optical fibers selection & qualification in γ irradiator [G. Cheymol, 2020]
 - Possible to assess **RIA < 50 dB/km at 2 MGy** at both 1310 nm & 1550 nm wavelengths
 - ✓ **100 m per cable** in the reactor pit \rightarrow **5 dB optical budget** for the optical fiber under test
 - Cable **polymer compounds** under ionizing radiations **produce molecular H₂**
 - ✓ **Protective carbon layer against** diffusion of di-hydrogen **H₂** in fiber core **is mandatory**
- **Industrial optical sensor cables incorporating Rad-Hard optical fibers**
 - Compliance to EDF PMUC standard required in the call for tenders



Optical Fibers Sensor (strain, temperature, security) cables qualification

- Tests up to 750°C (circuit integrity) → **Severe Accident scenario**



tubular oven with optical sensor cable in a pipe (to protect from fumes)



security cable after 2 hours at 750°C



strain sensor cable after heating up to 400°C

Optical fiber continuity during 90 min at 750°C
 Tests performed in a tubular oven, cable in a pipe

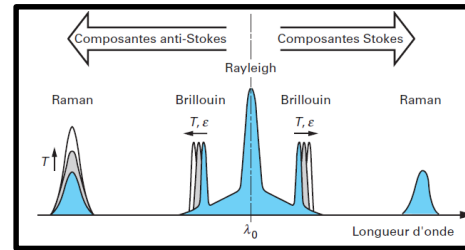
strain cables	temperature cable	security cable
optical fiber systematically broken between 400°C & 450°C	pass (but not a product specification)	pass

the two most interesting cables are:

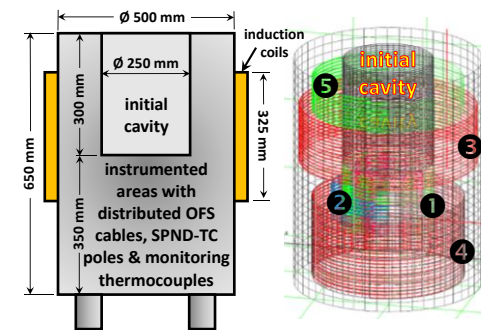
- the **security cable** → up to 750°C (90+ min)
- the **strain sensor cable** → earlier break

Concrete crucible instrumentation

- **5 OFS cables connected to 5 optical reflectometers for sensing**
 - Photon-counting & telecom **OTDRs** → **cables length**
 - **Brillouin B-OFDA** (closed loop) → $\{\Delta\varepsilon \ \& \ \Delta T\}$
 - **Rayleigh OFDR** → **high-resolution** $\{\Delta\varepsilon \ \& \ \Delta T\}$
 - **Raman DTS** → $\{T\}$
- **2 (SPNDs)-TC poles**
 - **Current measurement** on the background cable
 - **Temperature measurement** with the TC in the instrumented poles



source: techniques de l'ingénieur



DISCOMS concrete crucible for the final VULCANO MCCI experiment
180 m sensing cables

IRESNE



Optical Fiber Sensors measurement loops



dedicated SPNDs-TC instrumented poles



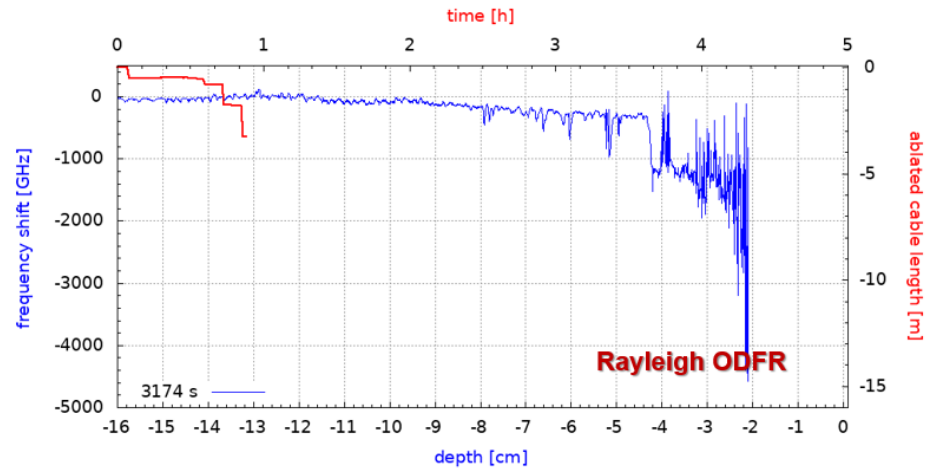
concrete crucible installed with the induction coils at CEA in Cadarache
PLINIUS facility

- **50 kg prototypical UO₂ (no radiation)**
 - Corium obtained with strong exothermic thermite reaction
- **100+ thermocouples to monitor the temperature propagation front**

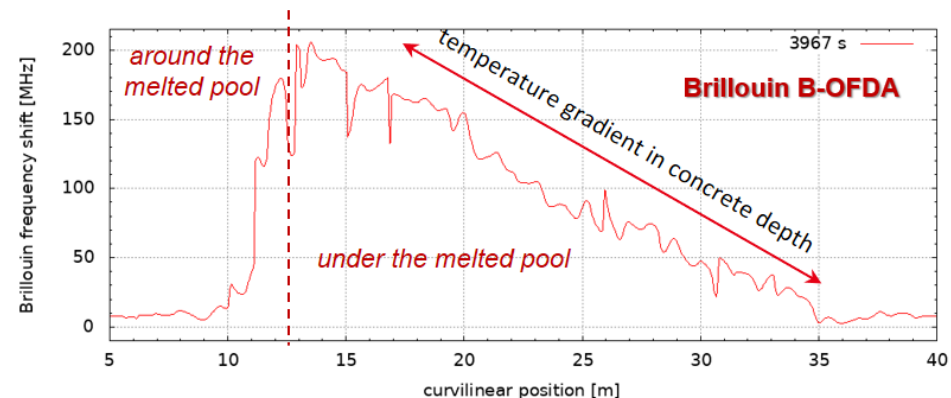
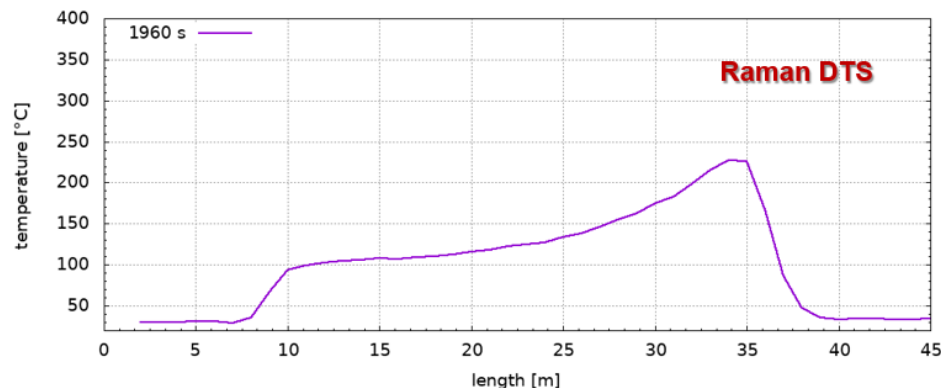
Distributed Optical Fiber Sensors measurements during MCCI (animated GIFs)



thermite reaction ignition to produce corium



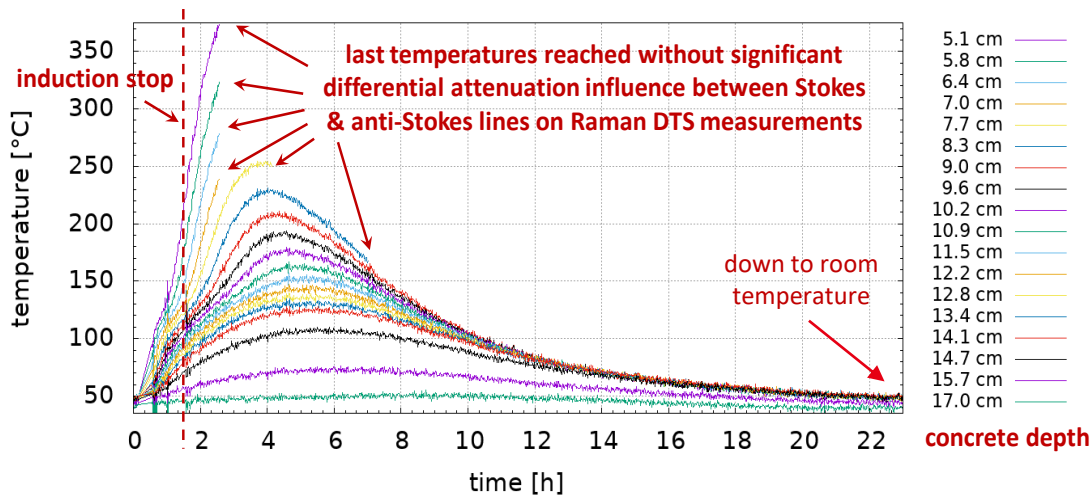
✓ **corium vicinity detected** only a few minutes after the ignition



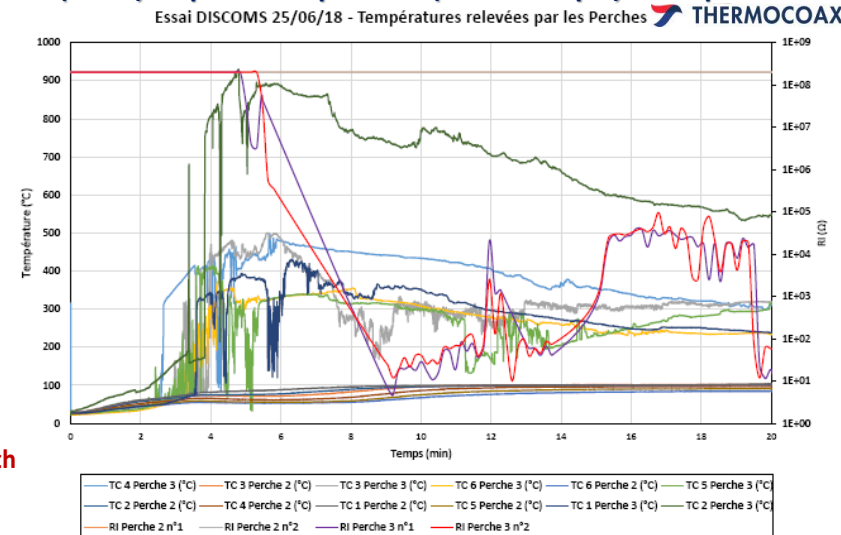
Temperature (Optical + SPNDs-TC instrumented poles) measurements during MCCI

Temperature profiles up to complete cooling at room temperature after 24 hours

OFS: Raman DTS temperature vs. elapsed time at different depths



(SPND)-TC poles: temperature (thermocouple) vs. elapsed time



Remote monitoring demonstration successfully achieved during MCCI & post-MCCI

- ✓ Temperature profiles up to 580°C (single excitation wavelength **Raman DTS**)
- ✓ Strain & Temperature changes profiles (**Brillouin** B-OFDA & Rayleigh OFDR)
 - Rayleigh OFDR measurement are very noisy → not suitable for sensing (OK for reflectometry)
- ✓ Cables (optical fibers) lengths obtained with **telecom OTDR**
- ✓ OFS & SPND-TC temperature measurements in agreement with reference thermocouples

For NPP instrumentation, it can be advised / recommended

- Long length SPNDs-TC to detect
 - ✓ The reactor shut down,
 - ✓ The onset of the Severe Accident without corium relocation,
 - ✓ The Severe Accident with corium relocation on the concrete floor.

 - Optical Fibers Sensor cables to detect
 - ✓ The corium pouring on the concrete floor,
 - ✓ The corium progression through the concrete floor (until its breakthrough),
 - ✓ The corium in the EPR melt discharge channel,
- ... but also to monitor the corium temperature once relocated in the core catcher.

This research project (ref.: [ANR-11-RSNR-0007](#)) was carried out within the framework of the RSNR research program, co-funded by the French *Programme d'Investissements d'Avenir (PIA)* and managed by the ANR (*French National Research Agency*).

1. P. Ferdinand, S. Magne and G. Laffont, **“Enhancing safety in Nuclear Power Plants with Optical Fiber Sensors”**, International Conference on Fast Reactors and Related Fuel Cycles: Safe Technologies and Sustainable Scenarios (FR13), paper IAEA-CN-199, Paris, France, 4-7 March 2013, https://inis.iaea.org/search/search.aspx?orig_q=RN:46091050.
2. P. Ferdinand, S. Magne and G. Laffont, **“Optical Fiber Sensors to improve the safety of Nuclear Power Plants”**, Asia Pacific Optical Sensors, APOS 2013, Wuhan, China, 17-21 Oct. 2013, doi: [10.1117/12.2033922](https://doi.org/10.1117/12.2033922).
3. P. Ferdinand *et al.*, **“DISCOMS: Distributed Sensing for CORium Monitoring and Safety”**, CANSMART 2015, 15-17 Jul. 2015, Vancouver, Canada, <https://hal.archives-ouvertes.fr/cea-02151741>.
4. M. Brovchenko, B. Dechenaux, K.W. Burn, P. Console Camprini, I. Duhamel and A. Peron, **“Neutron-Gamma Flux and Dose Calculations in a Pressurized Water Reactor (PWR)”**, *EPJ Web Conf.*, vol. 153, Art. no. 05008 (2017), doi: [10.1051/epjconf/201715305008](https://doi.org/10.1051/epjconf/201715305008).
5. M. Brovchenko, I. Duhamel and B. Dechenaux, **“Neutron-gamma flux and dose calculations for feasibility study of DISCOMS instrumentation in case of severe accident in a GEN 3 reactor”**, *EPJ Web Conf.*, vol. 153, Art. no. 07030 (2017), doi: [10.1051/epjconf/201715307030](https://doi.org/10.1051/epjconf/201715307030).
6. L. Barbot, J.-F. Villard, S. Fourrez, L. Pichon and H. Makil, **“The Self-Powered Detector Simulation ‘MATISse’ Toolbox applied to SPNDs for severe accident monitoring in PWRs”**, *EPJ Web Conf.*, vol. 170, Art. no. 08001 (2018), doi: [10.1051/epjconf/201817008001](https://doi.org/10.1051/epjconf/201817008001).
7. H. Hamrita, J.-M. Bourbotte, V. Kondrasovs and H. Makil, **“Electronic amplification device, measurement apparatus and associated measurement method”**, patent no. [WO2018/046830](https://patent.inria.fr/WO2018/046830).
8. G. Cheymol *et al.*, **“Irradiation Tests of Optical Fibers and Cables Devoted to Corium Monitoring in Case of a Severe Accident in a Nuclear Power Plant”**, *IEEE Transactions on Nuclear Science*, vol. 67, no. 4 (2020), pp. 669-678, doi: [10.1109/TNS.2020.2978795](https://doi.org/10.1109/TNS.2020.2978795).
9. L. Maurin *et al.*, **“Remote monitoring of MCCI experiment with Optical Fibre Sensors and perspectives to improve nuclear safety – DISCOMS project”**, *EPJ Web Conf.*, vol. 225, Art. no. 08004 (2020), doi: [10.1051/epjconf/202022508004](https://doi.org/10.1051/epjconf/202022508004).
10. C. Journeau, V. Bouyer, A. Denoix, J.-F. Haquet, A. Boulin, Q. Souquet, L. Maurin, G. Jouvin and H. Makil, **“Temperature ramps for severe accident instrumentation in nuclear reactor cavity concrete”**, SAMMI-2020, 7-10 Dec. 2020, Fukushima, Japan.
11. L. Maurin *et al.*, **“Long length SPNDs and Distributed Optical Fibre Sensing for Severe Accident remote monitoring and their contribution to Nuclear Safety in the post-Fukushima context”**, SAMMI-2020, 7-10 Dec. 2020, Fukushima, Japan, <https://hal-cea.archives-ouvertes.fr/cea-03324457>



thank you for
your attention



Université Paris-Saclay, CEA, List, F-91120, Palaiseau, France

T.: +33 (0)1 69 08 44 24 | laurent.maurin@cea.fr

Établissement public à caractère industriel et commercial | RCS Paris B 775 685 019