



HAL
open science

Unraveling the competition/synergy between turbulence and 3D magnetic perturbations

Robin Varennes, Xavier Garbet, Emilie Bourne, L. Vermare, Yanick Sarazin,
Guilhem Dif-Pradalier, Virginie Grandgirard, Philippe Ghendrih, Peter Peter
Donnel, Mathieu Peret, et al.

► To cite this version:

Robin Varennes, Xavier Garbet, Emilie Bourne, L. Vermare, Yanick Sarazin, et al.. Unraveling the competition/synergy between turbulence and 3D magnetic perturbations. 48TH EPS conference on plasma physics, Jun 2022, Maastricht (virtual event), Netherlands. cea-03740706

HAL Id: cea-03740706

<https://cea.hal.science/cea-03740706>

Submitted on 29 Jul 2022

HAL is a multi-disciplinary open access archive for the deposit and dissemination of scientific research documents, whether they are published or not. The documents may come from teaching and research institutions in France or abroad, or from public or private research centers.

L'archive ouverte pluridisciplinaire **HAL**, est destinée au dépôt et à la diffusion de documents scientifiques de niveau recherche, publiés ou non, émanant des établissements d'enseignement et de recherche français ou étrangers, des laboratoires publics ou privés.

Unraveling the competition/synergy between turbulence and 3D magnetic perturbations

R.Varenes¹, X.Garbet¹, L.Vermare², Y.Sarazin¹, G.Dif-Pradalier¹, V.Grandgirard¹, P.Ghendrih¹, P.Donnel¹, M.Peret², K.Obrejan¹, E.Bourne¹

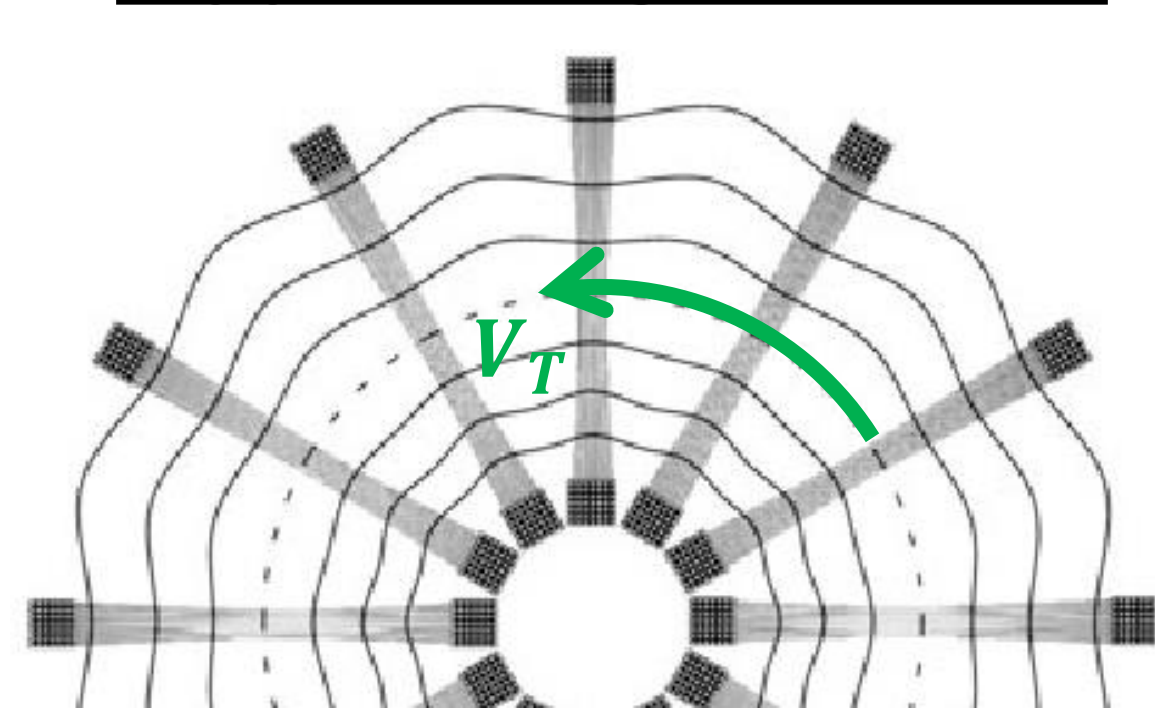
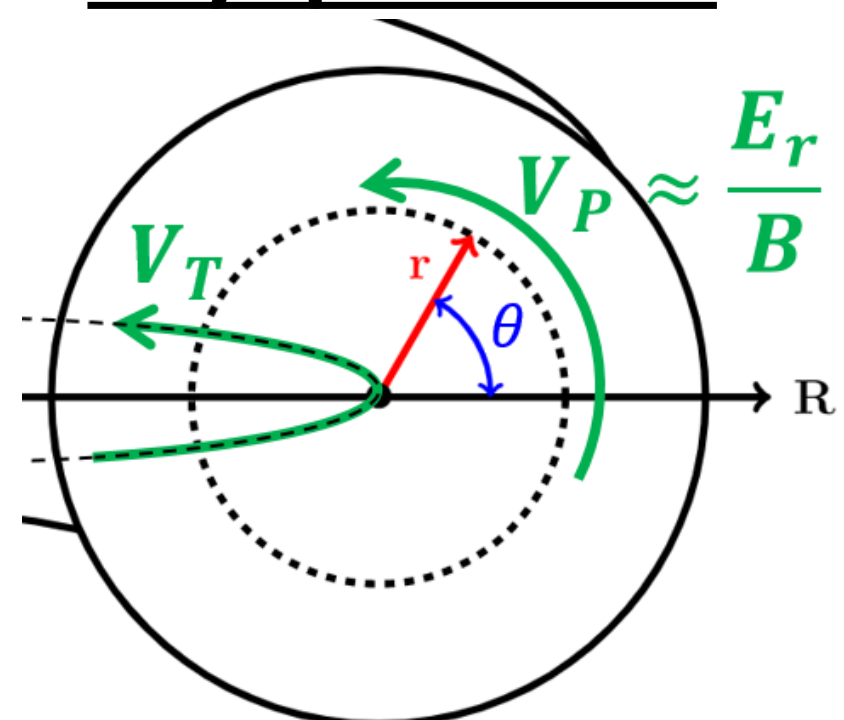
¹CEA, IRFM, France ²LPP, CNRS, Ecole polytechnique, France

Introduction

- Plasma rotation plays a key role in plasma confinement;
- Control of plasma rotation in reactor-sized tokamak is challenging;
- Intrinsic bulk plasma rotation is driven by **turbulence** and **magnetic braking** due to ripple

Key quantities

Rippled magnetic field



Intrinsic rotation mechanisms

- A reduced model [1] based on the mean toroidal velocity V_T reads :

$$\frac{\partial V_T}{\partial t} = \text{Magnetic braking} + \text{Turbulent torque}$$

Ripple constrains particle trajectories and collisional processes

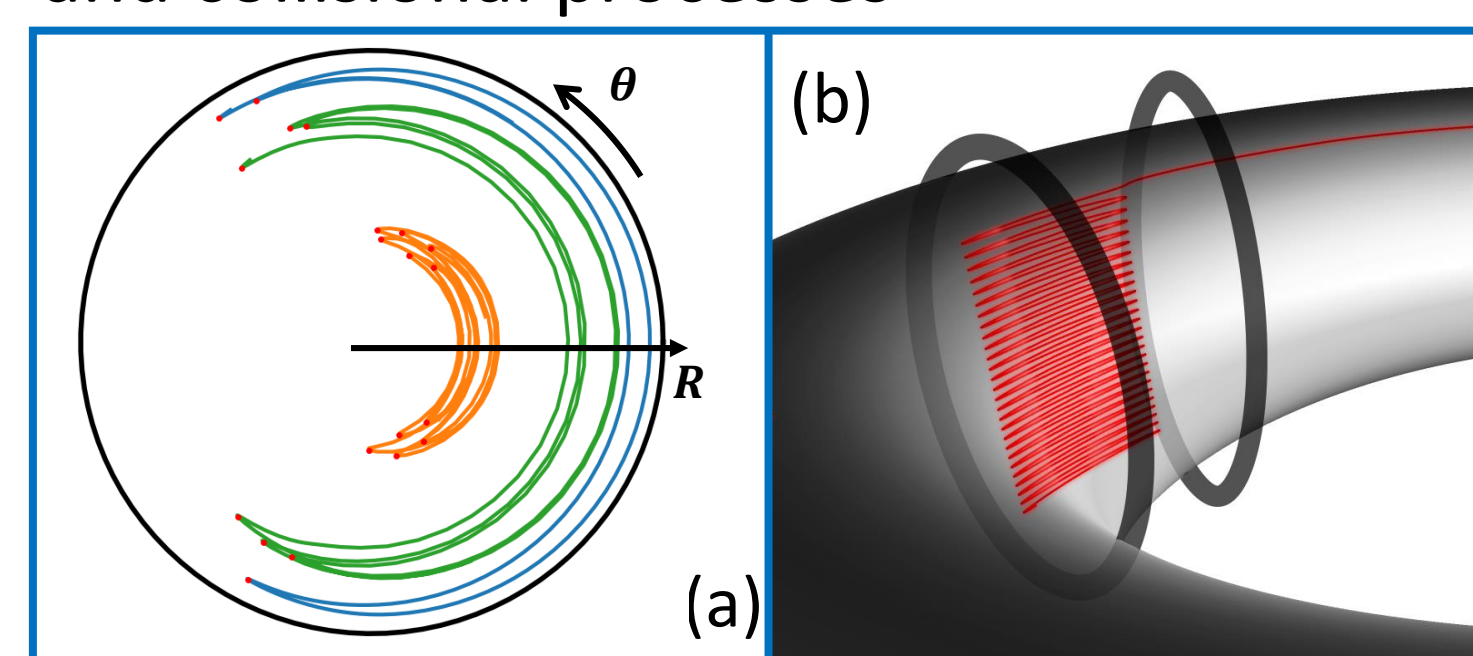


FIG.1 – Kinetic effects induced by ripple : drift of banana bounce points (a) and toroidal trapping between coils (b). Neoclassical friction v_ϕ comes from the collisions between trapped particles.

Turbulence constrains V_T through wave-particle interactions

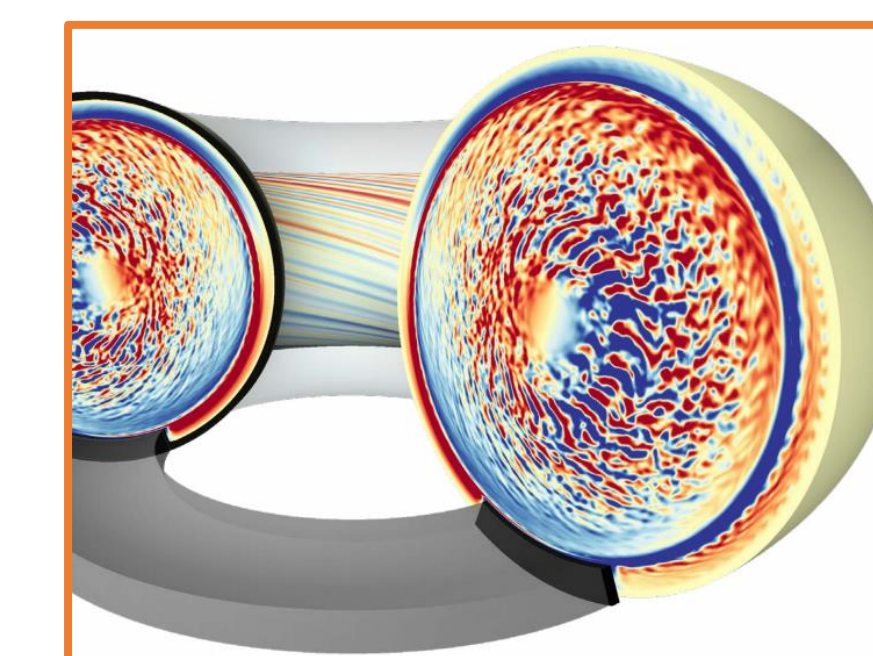


FIG.2 – Snapshot of the turbulent structures seen through a colormap on the electric potential. From rest, V_T grows due to wave-particle interactions.

Turbulence / Ripple competition

- Magnetic braking m imposes a finite velocity V_{neo} [2,3] $m = -v_\phi (V_T - V_{neo})$

Collisional friction

- Turbulence, through toroidal Reynolds stress Π , also imposes a finite velocity V_{turb} [4,5] due to particle-waves interactions:

$$\Pi = -\chi \frac{\partial V_T}{\partial r} + \nu V_T + \Pi_{res}$$

Viscosity Pinch Residual

- Competing forces $\partial_t V_T = m - r^{-1}(r\Pi)'$

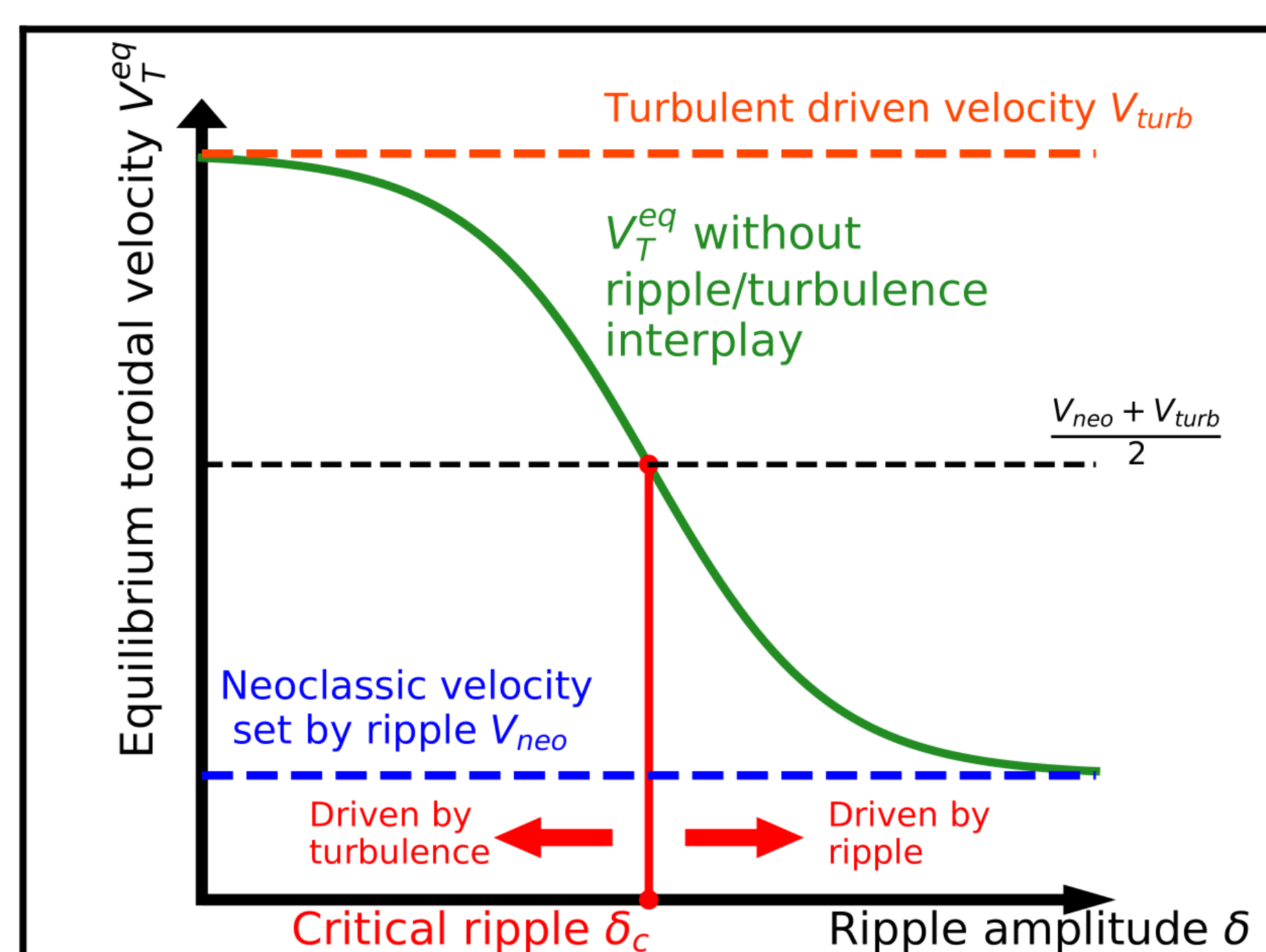


FIG.3 – Sketch of the modelled ripple/turbulence competition on the equilibrium toroidal velocity.

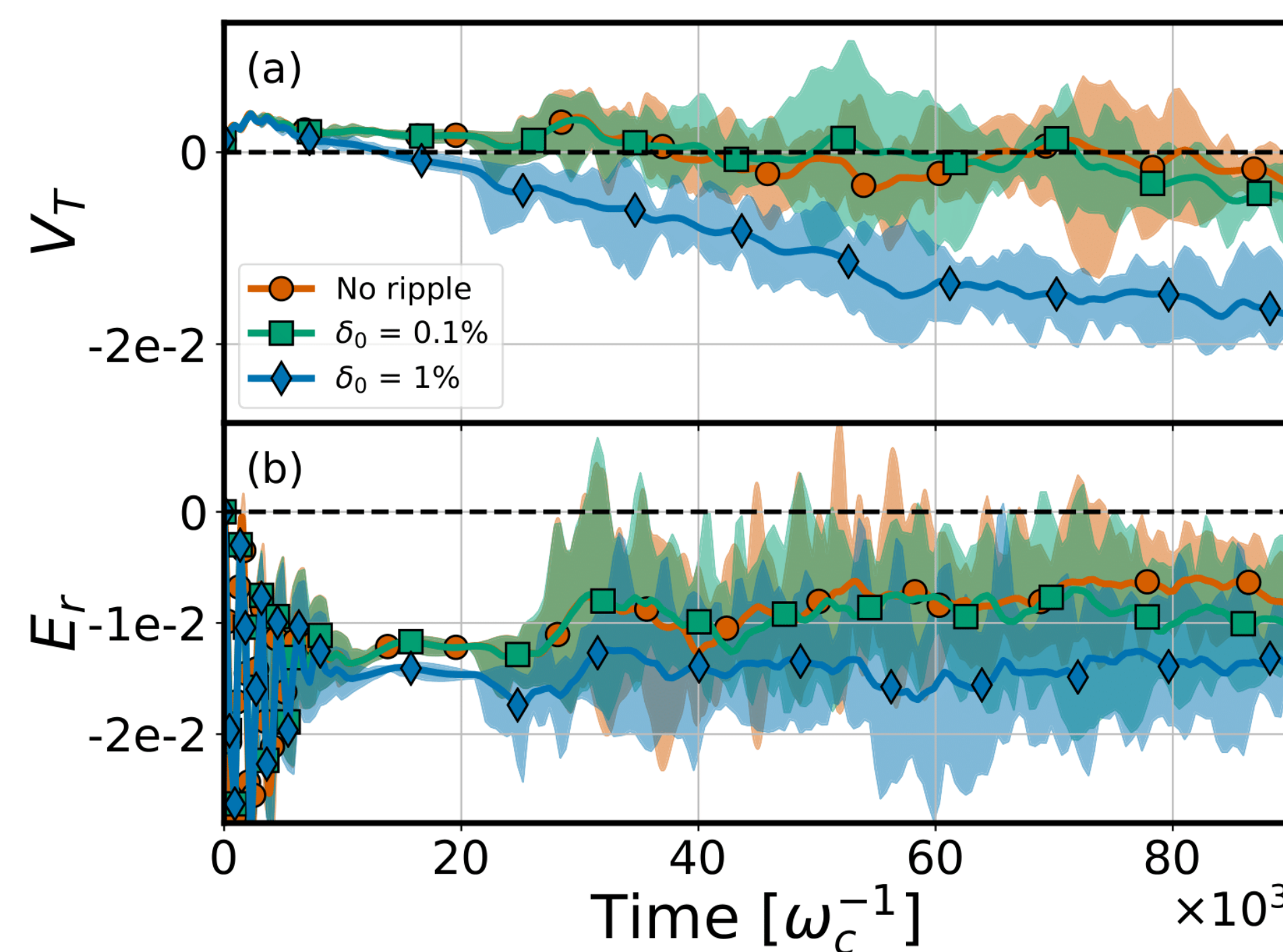


FIG.4 – Time evolution of V_T and E_r in the range $0.45 < \rho < 0.55$ for different ripple amplitudes.

Critical ripple amplitude

- NTV controls the plasma rotation above a critical ripple amplitude δ_c

- Complete model gives the relation:

$$v_\phi(\delta_c) \approx \chi_{eff} / L_T^2$$

Temperature gradient's length

$$\text{With } \chi_{eff} \approx \chi + L_T \nu$$

- A simplified equation can be devised considering

- the gyroBohm scaling for χ_{eff}
- The ripple-plateau scaling for v_ϕ

$$\delta_c \sim \sqrt{N_c} \left(\frac{R}{L_T} \right)^{-3/2} \frac{\rho_i}{R}$$

Number of coils

Ion Larmor radius

Major radius

Conclusion

- Ripple \rightarrow responsible for a collisional friction that causes magnetic braking;
- Turbulence \rightarrow source of intrinsic rotation;
- Evolution of mean toroidal flow ruled by competing turbulent stress and ripple drag forces;
- Magnetic braking overcomes turbulent drive above a critical ripple amplitude δ_c
- Analytical prediction of δ_c , and simplified expression, are derived and validated numerically
- Main synergy comes from neoclassical effect on E_r' in presence of ripple, in turn modifying Π

Turbulence / Ripple synergy

- Only possible mechanism: mode coupling on the electric potential
- However, ripple only impacts non-resonant modes of the electric potential



- Strong impact of ripple on Π in simulation
- Π expected to vary with turbulent intensity shear I' and radial electric field shear E_r'
- In simulations, ripple weakly impacts I through mode-coupling of the electric potential
- Ripple changes E_r through collisional effects \rightarrow strong correlation with Π

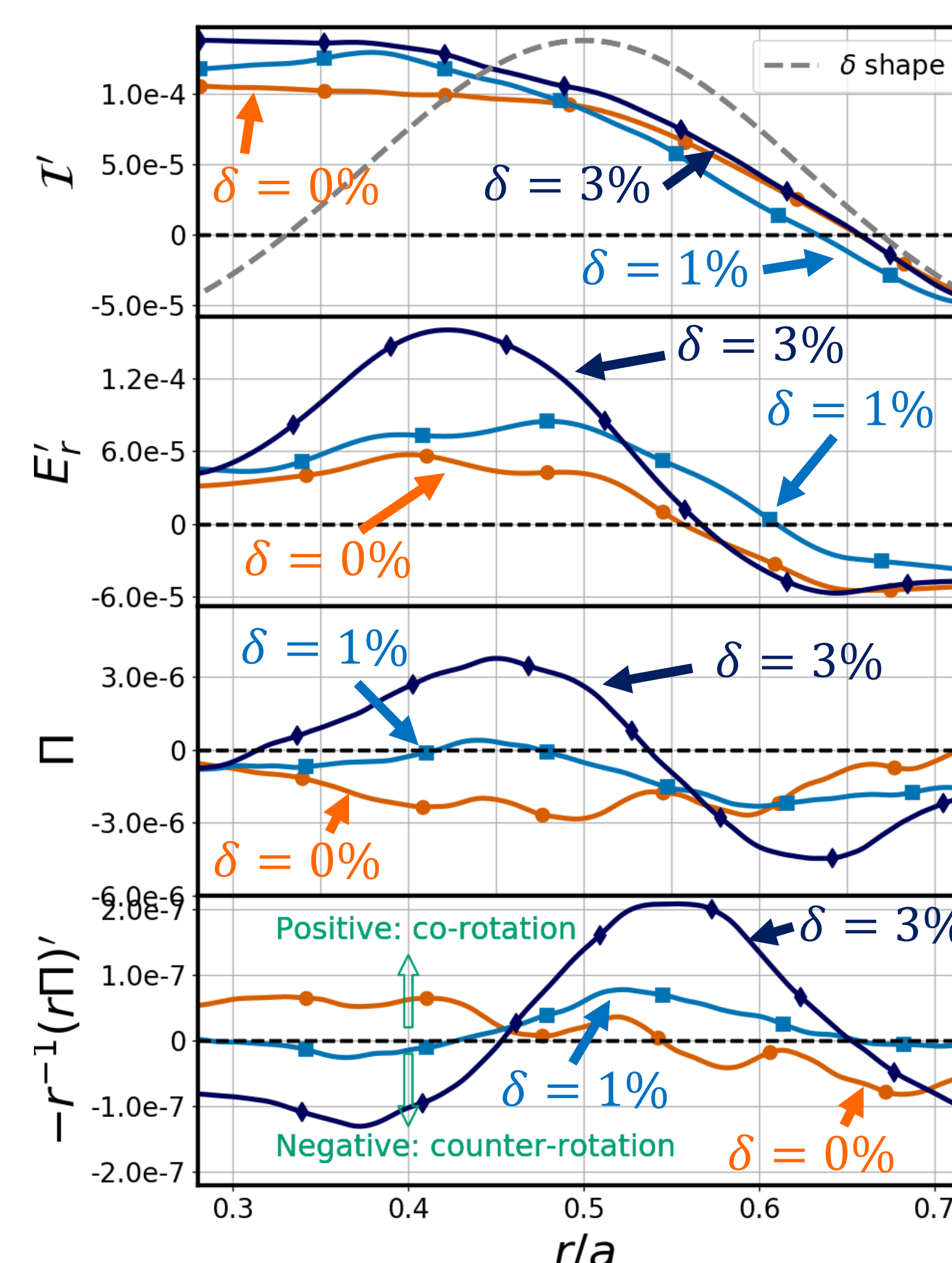


FIG.4 – Radial profiles of turbulent intensity shear, E_r' shear, residual stress and its divergence. These profiles are coarse-grained as detailed in [1].

References

- [1] R. Varenes, PRL 2022
- [2] X. Garbet, PoP 2010
- [3] R. Varenes, Submitted PPCF
- [4] A. Peeters, NF 2011
- [5] P. Diamond, NF 2009
- [6] Ö. D. Gürçan, PRL 2008
- [7] P. Diamond, 1994