



HAL
open science

Non-linear MHD modelling of Edge Localized Modes suppression by Resonant Magnetic Perturbations in ITER

Marina Becoulet, Guido T. A. Huijsmans, Y.Q. Liu, T.E. Evans, L.L. Lao, L. Li, Alberto Loarte, S D Pinches, A Polevoi, M. Hosokawa, et al.

► **To cite this version:**

Marina Becoulet, Guido T. A. Huijsmans, Y.Q. Liu, T.E. Evans, L.L. Lao, et al.. Non-linear MHD modelling of Edge Localized Modes suppression by Resonant Magnetic Perturbations in ITER. FEC 2020 - 28th IAEA Fusion Energy Conference, May 2021, Nice (virtual event), France. 2021. cea-03699529

HAL Id: cea-03699529

<https://cea.hal.science/cea-03699529>

Submitted on 20 Jun 2022

HAL is a multi-disciplinary open access archive for the deposit and dissemination of scientific research documents, whether they are published or not. The documents may come from teaching and research institutions in France or abroad, or from public or private research centers.

L'archive ouverte pluridisciplinaire **HAL**, est destinée au dépôt et à la diffusion de documents scientifiques de niveau recherche, publiés ou non, émanant des établissements d'enseignement et de recherche français ou étrangers, des laboratoires publics ou privés.



M. Becoulet¹, G.T.A. Huysmans^{1,2}, Y.Q. Liu³, T. E. Evans^{3*}, L. L. Lao³, L. Li⁴, A. Loarte⁵, S. Pinches⁵, A. Polevoi⁵, M. Hosokawa⁵, SK Kim⁶, S. Pamela⁷, S. Futatani⁸ and JOEUK Team (see in Hoelzl M et al 2020 Nucl. Fus. sub, <https://arxiv.org/abs/2011.09120>).

¹CEA, IRFM, 13108 Saint-Paul-Lez-Durance, France
²Eindhoven University of Technology, Eindhoven, The Netherlands
³General Atomics, PO Box 85608, San Diego, CA 92186-5608, USA, *Deceased
⁴Donghua University 1882 Yan'an Road West, Shanghai, China, 200051
⁵ITER Organization, Route de Vinon-sur-Verdon - 13067 St Paul Lez Durance, France
⁶Princeton Plasma Physics Laboratory, PO Box 451, Princeton, NJ 08540, USA.
⁷CCFE, Culham Science Centre, Oxon, OX14 3DB, UK Abingdon, UK.
⁸Universitat Politècnica de Catalunya, Barcelona, Spain



marina.becoulet@cea.fr

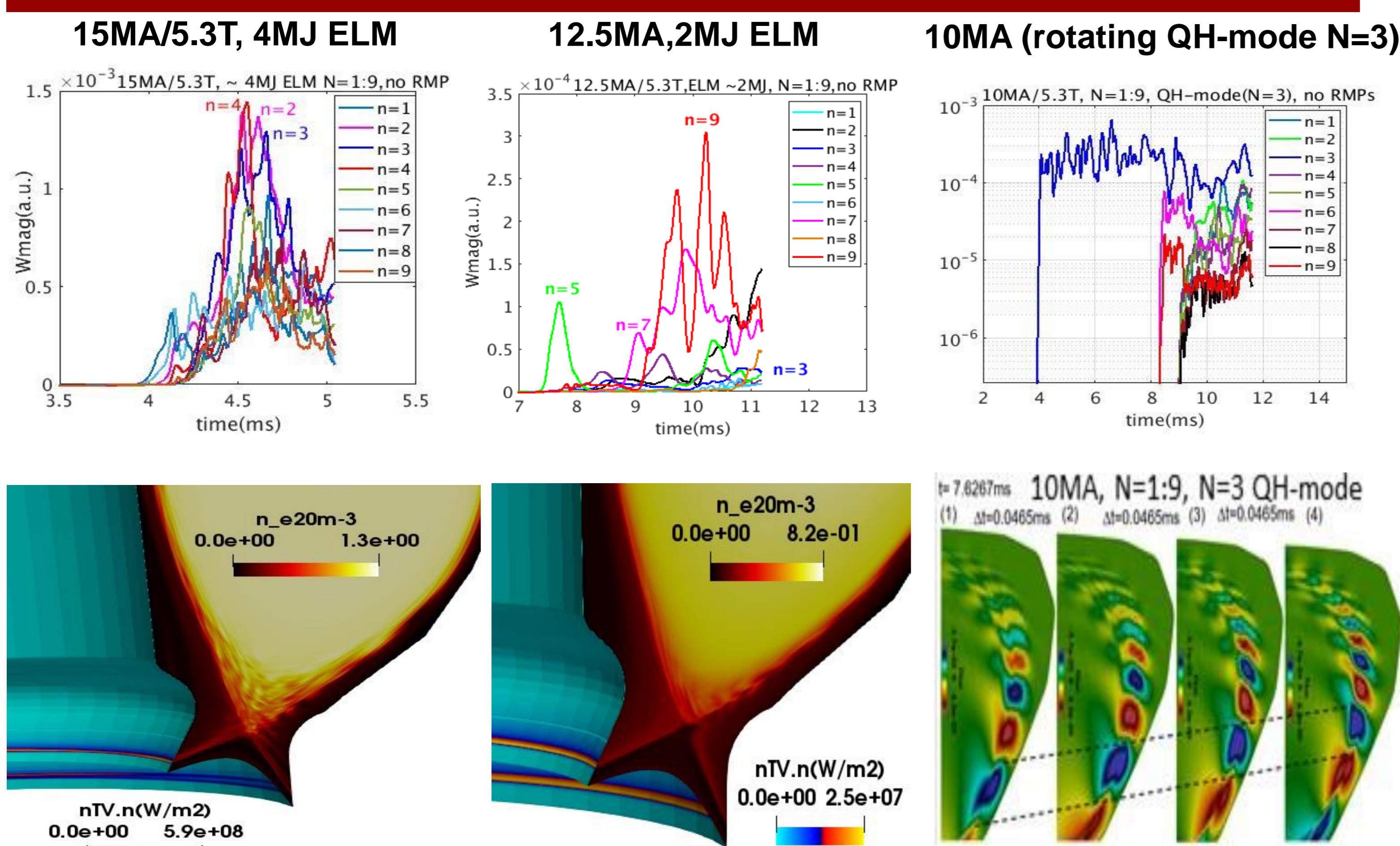
JOEUK MODEL

The non-linear resistive MHD JOEUK code [1,2] with realistic tokamak geometry (X-point, divertor, walls, SOL), realistic spectrum of RMP coils, toroidal rotation, the bi-fluid diamagnetic effects and neoclassical poloidal friction represent a minimum model which permits to reproduce RMP experimental results (for example in ASDEX-Upgrade [3] and KSTAR [4]).

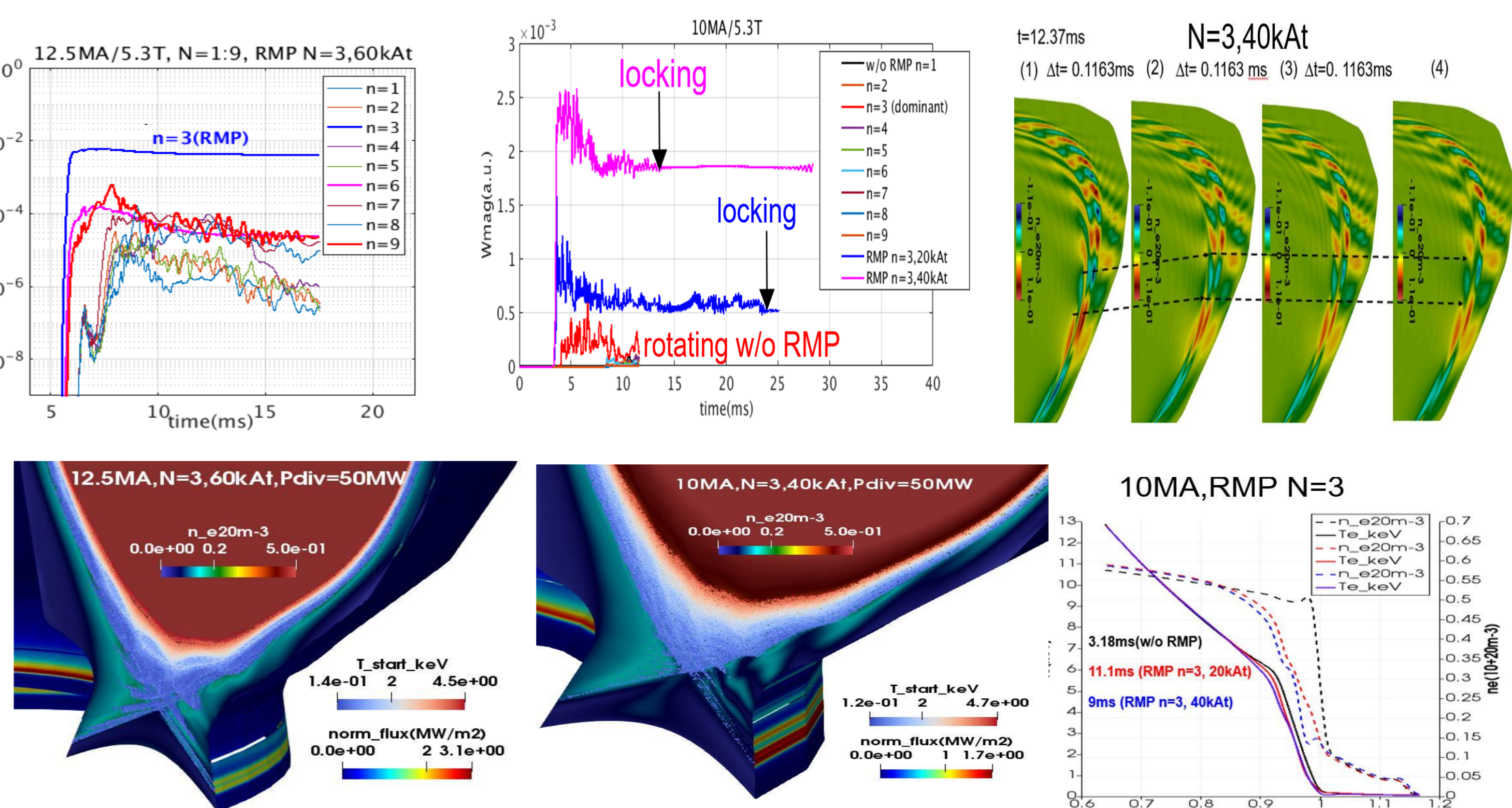
ELM suppression criterion? Vacuum criterion of ELMs suppression [5] with islands overlapping is not valid because of plasma response: screening, amplification of RMPs.
Role of kink-peeling response in ELM suppression? Linear resistive MHD MARS-F criterion with plasma response (maximum displacement near X-point = kink response) give better predictions of the experiments [6,7] Here the optimisation of RMP coils phasing was done by MARS-F code [7]. The vacuum RMPs generated by external coils were calculated by the vacuum code ERGOS [8] and are imposed at the computational boundary of JOEUK code progressively increasing on a time scale of a few ms until stationary RMPs.

ITER SCENARIOS: 15MA 12.5MA, 10MA, 5.3T (initial conditions: ASTRA code [9])

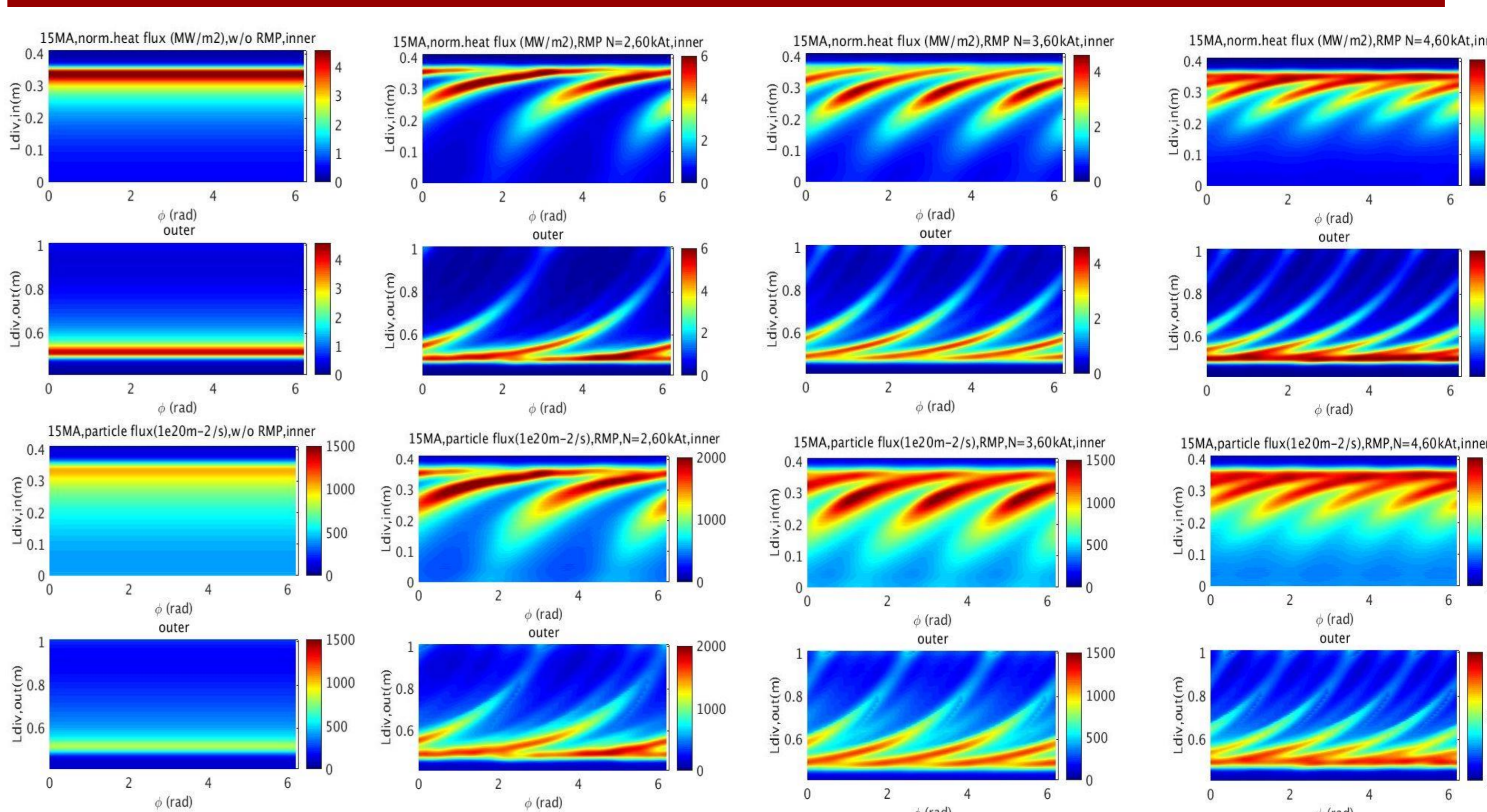
ELMs w/o RMPs. Harmonics N=1:9



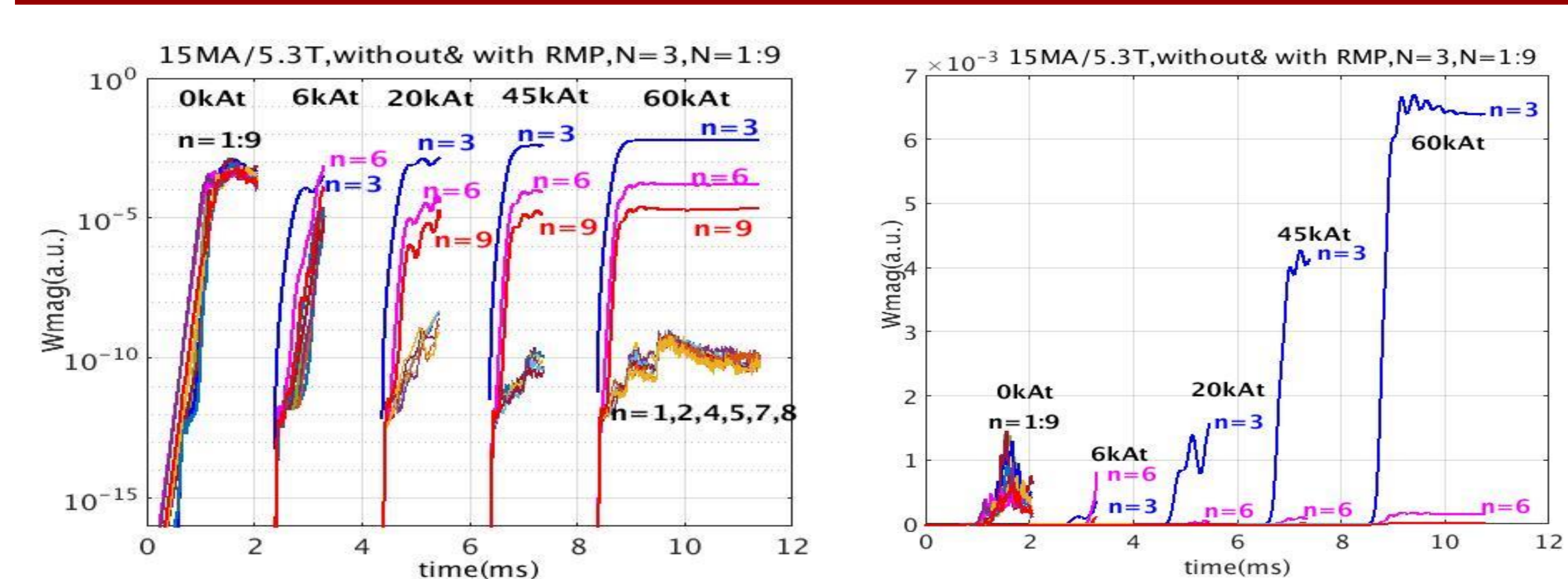
ELMS SUPPRESSION BY RMPs N=3 in 12.5MA, 10MA SCENARIOS



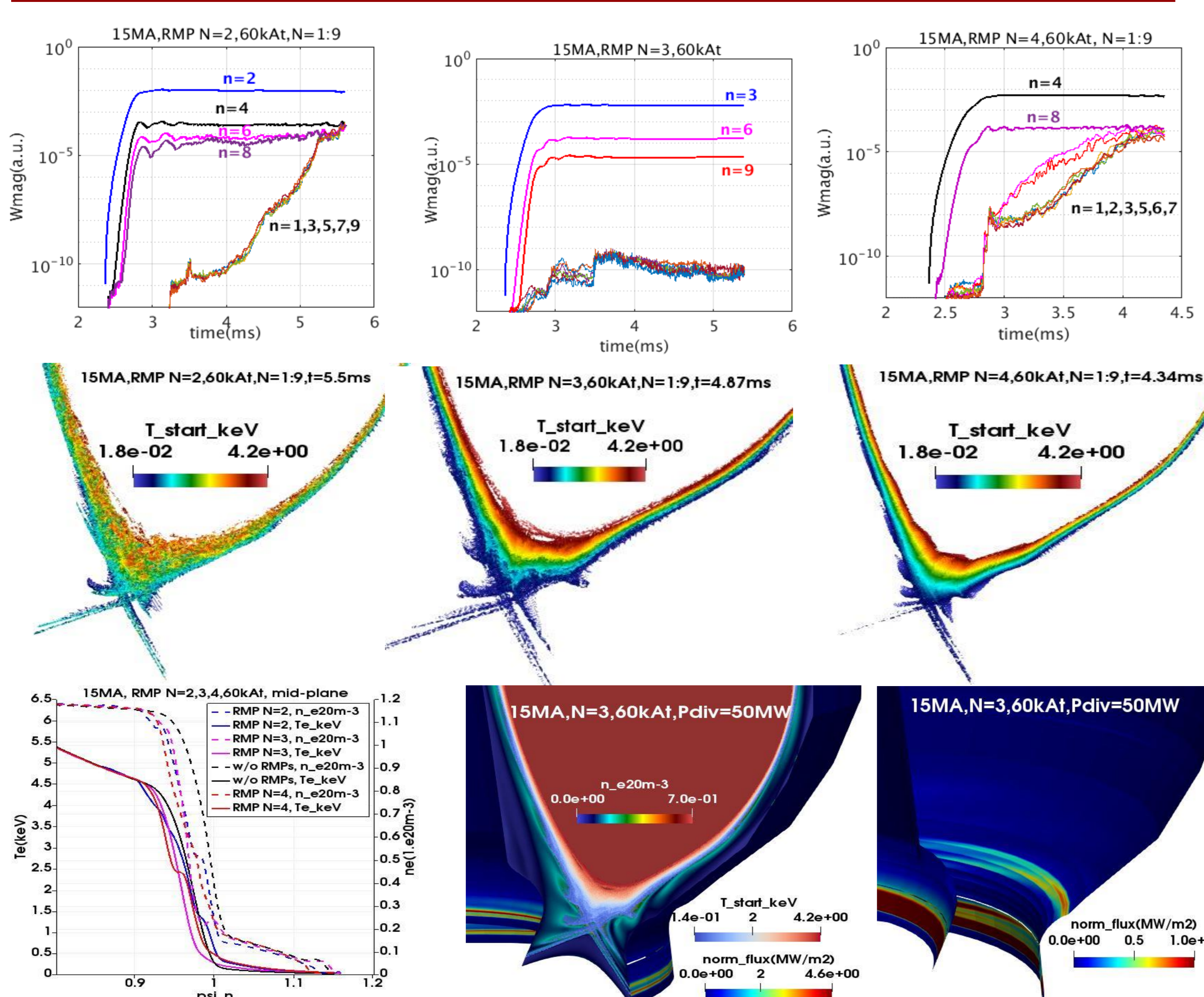
DIVERTOR FOOTPRINTS. Pdiv=50MW



ELMs SUPPRESSION BY RMPs: RMP THRESHOLD: 45-60kAt in 15MA/5.3T



ELMs SUPPRESSION BY RMPs in 15MA/5.3T SCENARIO: N=2,3,4,60kAt



CONCLUSIONS

- Edge Localized Modes (ELMs) suppression by Resonant Magnetic Perturbations (RMPs) was studied with non-linear resistive MHD code JOEUK for ITER H-mode scenarios 15MA, 12.5MA, 10MA/5.3T, obtained by the ASTRA code .
- RMP spectra, optimized by the linear MHD MARS-F code, with main toroidal harmonics N=2, N=3, N=4 used as boundary conditions of the computational domain of JOEUK including realistic RMP coils, plasma, divertor and wall geometry. The model includes all relevant plasma flows: toroidal rotation, two fluid diamagnetic effects and neoclassical poloidal friction.
- The threshold for ELM suppression was found at a maximum RMP coils current of 45kAt-60kAt compared to the coils maximum capability of 90kAt. With RMPs, the main harmonic and the non-linearly coupled harmonics remain dominant at the plasma edge, producing continuous MHD turbulent transport and suppressing ELMs in all scenarios.
- In the high beta poloidal steady-state 10MA/5.3T scenario a rotating QH-mode without ELMs was observed even without RMPs. N=3 RMPs induced a static QH-like mode, locked to the RMP fields in this scenario.
- The 3D divertor heat and particle fluxes in the stationary RMP phase show the characteristic splitting with the main RMP toroidal symmetry. The radial extension of the footprints typically was ~20 cm in inner divertor and ~40 cm in outer divertor with heat fluxes decreasing further out from the initial strike point from ~6-5MW/m² to ~1MW/m² in the stationary regime with RMPs and total power in the divertor ~50MW. The footprints remain within the divertor target and baffle areas. However in transient regimes when RMPs are switched on, part of plasma thermal energy is lost and these heat fluxes can be much larger; optimization of RMP switch-on needs to be studied further with respect to the ensuing power fluxes and L-H access.

ACKNOWLEDGEMENTS / REFERENCES

The authors would like to thank the whole JOEUK Team for collaborations and fruitful discussions. Part of this work has been carried out within the framework of the EUROfusion Consortium and has received funding from the Euratom research program 2019-2020 under grant agreement No 633053 and the ITER IO Contract No. IO/19/CT/ 4300001845. The views and opinions expressed herein do not necessarily reflect those of the European Commission. ITER is the Nuclear Facility, INB No. 174. The views and opinions expressed herein do not necessarily reflect those of the ITER Organization. This publication is provided for scientific purposes only. Its content should not be considered as commitments from the ITER Organization as a nuclear operator in the frame of the licensing process. This work was carried out the Marconi-Fusion supercomputer operated by CINECA.

- [1] G T A Huysmans et al Plasma Phys Control Fusion 51 (2009) 124012
- [2] F Orain et al Phys of Plasmas 20(2013)102510
- [3] F Orain et al Phys. Plasmas 26(2019), 042503
- [4] S K Kim et al Nucl. Fusion 60(2020), 026009
- [5] M Fenstermacher et al Phys of Plas 15(2008) 56122
- [6] Y Liu et al Plasma Phys. Control. Fusion 58(2016)114005
- [7] Y Liu et al this conference
- [8] M Becoulet et al Nucl. Fusion 49 (2009) 085011
- [9] A R Polevoi et al Nucl. Fusion 45 (2005)1451