



**HAL**  
open science

## Towards a new GANEX 2nd cycle process for the co-separation of TRU

Katie Bell, Cécile Carpentier, Mike Carrott, Andreas Geist, Colin Gregson,  
Xavier Hérès, Daniel Magnusson, Rikard Malmbeck, Giuseppe Modolo, Udo  
Müllich, et al.

### ► To cite this version:

Katie Bell, Cécile Carpentier, Mike Carrott, Andreas Geist, Colin Gregson, et al.. Towards a new GANEX 2nd cycle process for the co-separation of TRU. Nuclear fuel cycle conference, Apr 2012, Manchester, United Kingdom. cea-03541560

**HAL Id: cea-03541560**

**<https://cea.hal.science/cea-03541560>**

Submitted on 24 Jan 2022

**HAL** is a multi-disciplinary open access archive for the deposit and dissemination of scientific research documents, whether they are published or not. The documents may come from teaching and research institutions in France or abroad, or from public or private research centers.

L'archive ouverte pluridisciplinaire **HAL**, est destinée au dépôt et à la diffusion de documents scientifiques de niveau recherche, publiés ou non, émanant des établissements d'enseignement et de recherche français ou étrangers, des laboratoires publics ou privés.

# Towards a new GANEX 2<sup>nd</sup> cycle process for the co-separation of TRU

Katie Bell<sup>1</sup>, Cécile Carpentier<sup>2,6</sup>, Mike Carrott<sup>1</sup>, Andreas Geist<sup>2</sup>, Colin Gregson<sup>1</sup>, Xavier Hérés<sup>3</sup>, Daniel Magnusson<sup>2</sup>, Rikard Malmbeck<sup>4</sup>, Giuseppe Modolo<sup>5</sup>, Udo Müllich<sup>2</sup>, Robin Taylor<sup>1</sup>, Andreas Wilden<sup>5</sup>

<sup>1</sup>National Nuclear Laboratory, Central Laboratory, Sellafield, Seascale, UK; <sup>2</sup>Karlsruhe Institute of Technology, INE, Karlsruhe, Germany; <sup>3</sup>CEA, Nuclear Energy Division, Marcoule, France; <sup>4</sup>European Commission, Joint Research Centre, ITU, Karlsruhe, Germany; <sup>5</sup>Forschungszentrum Jülich, IEK-6, Jülich, Germany; <sup>6</sup>Chimie Paristech, Paris, France

**Keywords:** GANEX process, TRU separation, TOGDA, DMDOHEMA, AHA, BTP

## Abstract

We report first results on the development of a new system for the GANEX 2<sup>nd</sup> cycle: A solvent consisting of *N,N,N',N'*-tetra-*n*-octyl-diglycolamide (TODGA) + *N,N'*-dimethyl-*N,N'*-dioctyl-2-(2-hexyloxyethyl)malonamide (DMDOHEMA) in kerosene was developed which co-extracts TRU and lanthanides with high distribution ratios and allows for Pu(IV) loading up to 35 g/L. Also the behaviour of non-lanthanide fission products was studied. A substitute for oxalic acid (used as Zr masking agent in DIAMEX processes but not useful in the presence of Pu(IV)) had to be found: CDTA efficiently suppresses the extraction of Zr and also masks Pd which would otherwise be co-extracted. In the selective TRU strip section actinides are back-extracted into an aqueous solution containing a hydrophilic 2,6-bis(1,2,4-triazin-3-yl)pyridine (BTP) and acetohydroxamic acid (AHA) in nitric acid. Lanthanides are kept in the organic phase by a sufficiently high nitric acid concentration; no salting out or buffering agents are required.

## Introduction

Separation of long lived radionuclides from irradiated nuclear fuel through partitioning and transmutation (P&T) provides potential advantages over long term storage of once through spent fuel. Several hydrometallurgical processes are being considered in Europe and involve the PUREX process to remove U and Pu then routing the raffinate through a minor actinides and lanthanides co-extraction process (DIAMEX) [1] followed by An(III)/Ln(III) separation (SANEX) [2].

To avoid pure Pu product streams, alternative processes are being developed that are capable of handling all the transuranium elements (TRU = Np, Pu, Am, Cm) in one stream throughout the process. This requires a solvent capable of extracting all TRU and being able to cope with high Pu loading (up to 50 g/L, to cope with fast reactor fuels). Also, all TRU must be selectively back extracted from the loaded solvent in one section.

To this, the GANEX process (Group ActiNide EXtraction) was developed by the French CEA for the homogenous recycling of actinides [3, 4]. After the selective extraction of uranium(VI) from the dissolution solution in the 1<sup>st</sup> cycle [5], TRU are co-separated in the 2<sup>nd</sup> cycle [6]. Successful hot tests of the 1<sup>st</sup> and 2<sup>nd</sup> cycles were performed. The 2<sup>nd</sup> cycle solvent is composed of a neutral extracting agent (DMDOHEMA) and an acidic one (HDEHP, di(2-ethylhexyl)phosphoric acid), which may complicate the solvent regeneration. Also, HEDTA is used for stripping TRU, which works only in a narrow pH region, requiring a buffer.

In the framework of the European ACSEPT project [7] an alternative GANEX 2<sup>nd</sup> cycle is developed. First step was developing a solvent capable of co-extracting TRU at relevant concentrations. Next step was developing a system for co-stripping the TRU into one product solution. This paper reports some of the most important results resulting from a significant work programme shared between several labs involved in the ACSEPT project.

## Solvent formulation

Initially developed in Japan [8], the tridentate ligand TODGA (*N,N,N',N'*-tetraoctyl diglycolamide) has shown promise for extracting actinides(III, IV, VI) and is found to have positive radiolytic and hydrolytic stability properties [9, 10]. In kerosene diluents, TODGA is prone to 3<sup>rd</sup> phase formation, although additives such as TBP [10], 1-octanol [11] and amines [12] can serve to suppress 3<sup>rd</sup> phase formation. Indeed, a number of active DIAMEX-style flowsheet trials have been performed on 0.2 mol/L TODGA and 0.5 mol/L TBP, successfully demonstrating the extraction of An(III) [13, 14].

Building on previous work on the TODGA/TBP system [15], which showed good heavy metal loading capacity with uranium, we have explored how solvent systems formulated around DGA extractants behave in

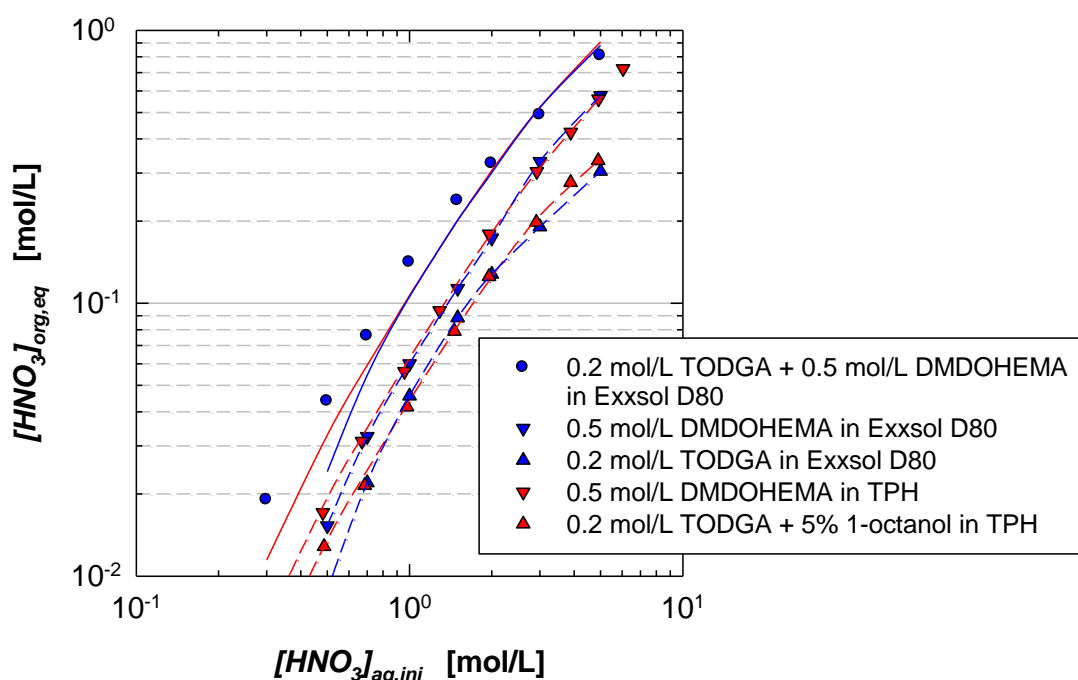
contact with high aqueous phase plutonium concentrations. Unfortunately, solvents composed of 0.2 mol/L TODGA + TPB and/or 1-octanol in kerosene had a limiting initial aqueous Pu(IV) concentration of no more than 5 g/L.

Several solvents based on diglycolamides, DMDOHEMA, HDEHP, DHOA (*N,N*-dihexyloctanamide), TBP were screened for Pu(IV) loading. Following extensive testing, a solvent composed of 0.2 mol/L TODGA + 0.5 mol/L DMDOHEMA in Exxsol D80 was selected; it can handle initial aqueous Pu(IV) concentrations of up to 40 g/L in 3 mol/L HNO<sub>3</sub>.

### HNO<sub>3</sub> Extraction

Both TODGA and DMDOHEMA extract HNO<sub>3</sub>. Knowledge of HNO<sub>3</sub> extraction is important for calculating a process flowsheet. Hence, this issue was studied to determine whether the amount of HNO<sub>3</sub> extracted by the TODGA + DMDOHEMA solvent is equal to the sum of HNO<sub>3</sub> extracted by TODGA and DMDOHEMA.

Experimental data (Figure 1) on the extraction of HNO<sub>3</sub> into 0.5 mol/L DMDOHEMA in Exxsol D80 or 0.2 mol/L TODGA in Exxsol D80 (blue triangles) was fit by polynomials (blue dashed lines). The sum of these polynomials (blue solid line) is compared to the extraction of HNO<sub>3</sub> into the TODGA + DMDOHEMA solvent (blue circles). A similar comparison was made with previous data for DMDOHEMA [16] and TODGA [11] (red symbols, red lines).



**Figure 1. HNO<sub>3</sub> extraction. Organic equilibrium HNO<sub>3</sub> concentration as a function of initial aqueous HNO<sub>3</sub> concentration.**  
Organic phase, as indicated. Aqueous phase, HNO<sub>3</sub>. A/O = 1; T = (293 ± 0.5) K.

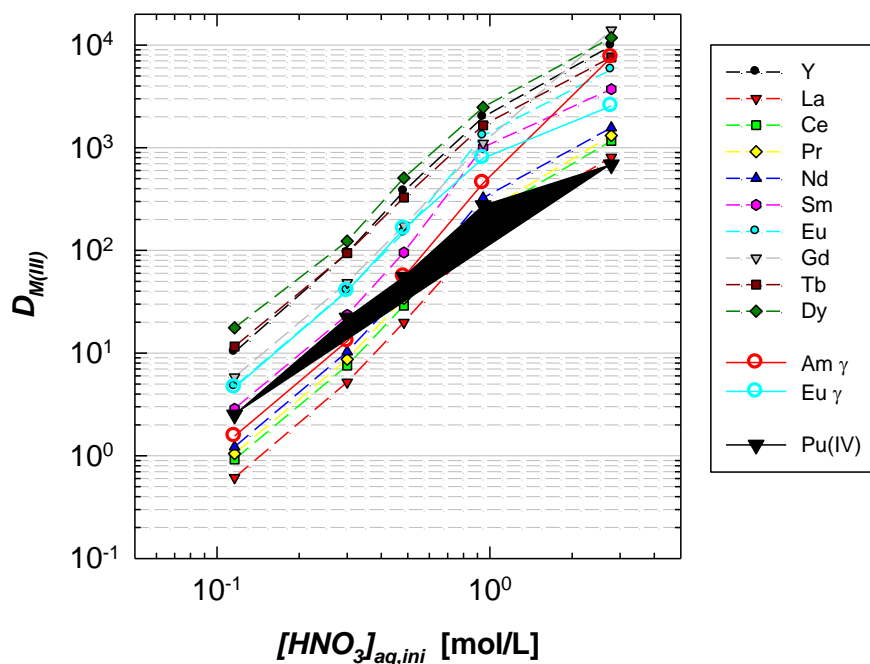
For 2 mol/L – 5 mol/L HNO<sub>3</sub>, HNO<sub>3</sub> extraction into the TODGA + DMDOHEMA solvent is in agreement with the sum of HNO<sub>3</sub> extraction by TODGA + DMDOHEMA. For lower HNO<sub>3</sub> concentrations this is not the case; the TODGA + DMDOHEMA solvent extracts more HNO<sub>3</sub> as to be expected from adding HNO<sub>3</sub> extraction by TODGA and DMDOHEMA. However, for lower aqueous HNO<sub>3</sub> concentrations the absolute deviations are only in the range of 20 mmol/L.

### TRU + Ln(III) co-extraction

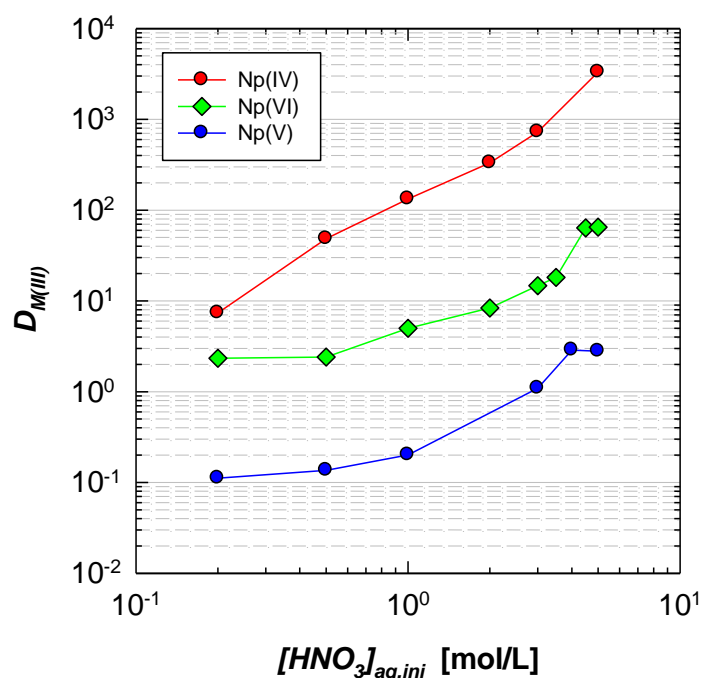
Data for the extraction of Pu(IV), Am(III) and Ln(III) from HNO<sub>3</sub> are shown in Figure 2 as a function of [HNO<sub>3</sub>]. Similar to TODGA alone, the TODGA + DMDOHEMA solvent co-extracts An(III) and Ln(III) with high distribution ratios. Lighter Ln(III) are less extracted than heavier ones. Pu(IV) extraction is similar to that of Am(III).

The extraction of Np was studied independently using Np(IV), Np(V), and Np(VI) in HNO<sub>3</sub> of varied concentration, see Figure 3. Np(IV) is well extracted with distribution ratios slightly lower than those for Pu(IV). Np(V) is poorly extracted; a maximum distribution ratio of 3 is achieved when extracting from 4 mol/L HNO<sub>3</sub>. Finally, Np(VI) is well extracted, however with lower distribution ratios than Np(IV).

In summary, all TRU are well extracted into the TODGA + DMDOHEMA solvent at acidities relevant to a GANEX 2<sup>nd</sup> cycle process, i.e., 3–4 mol/L HNO<sub>3</sub>.



**Figure 2. Pu(IV) + An(III) + Ln(III) extraction, distribution ratios as a function of [HNO<sub>3</sub>].** Organic phase, 0.2 mol/L TODGA + 0.5 mol/L DMDOHEMA in Exxsol D80. Aqueous phase, <sup>242</sup>Pu(IV) (10<sup>-6</sup> mol/L) + <sup>241</sup>Am(III) + <sup>152</sup>Eu(III) (1 kBq/mL each) + Ln(III) (10<sup>-4</sup> mol/L each) in HNO<sub>3</sub>. A/O = 1; T = (293 ± 0.5) K.



**Figure 3. Extraction of Np(IV), Np(V), and Np(VI), distribution ratios as a function of [HNO<sub>3</sub>].** Organic phase, 0.2 mol/L TODGA + 0.5 mol/L DMDOHEMA in Exxsol D80. Aqueous phase, <sup>237</sup>Np(IV) or <sup>237</sup>Np(V) or <sup>237</sup>Np(VI) (10<sup>-6</sup> mol/L) in HNO<sub>3</sub>. A/O = 1; T = (293 ± 0.5) K.

### Fission product extraction and masking

Although TODGA and DMDOHEMA reject most non-lanthanide fission products, they do extract Zr, Mo, and Pd. Hence, the extraction of all fission products into the TODGA + DMDOHEMA solvent was studied. Also, a substitute for oxalic acid (used as Zr(IV) masking agent in DIAMEX processes [17] but not usable in the presence of Pu(IV)) had to be found.

Following extensive screening tests [18], CDTA was found to efficiently suppress the extraction of Zr(IV) and Pd(II) while not influencing the extraction of Pu(IV), Am(III) and Ln(III). Distribution ratios for the extraction of

fission products from 3 mol/L HNO<sub>3</sub> without or with 0.05 mol/L CDTA are shown in Table 1. The effect of CDTA on the extraction of Zr and Mo from HNO<sub>3</sub> of varied concentration is shown in Table 2.

**Table 1. Effect of CDTA on the extraction of fission and corrosion products.**

Organic phase, 0.2 mol/L TODGA + 0.5 mol/L DMDOHEMA in Exxsol D80.  
Aqueous phase, HAR elements in 3 mol/L HNO<sub>3</sub>. A/O = 1; T = (295 ± 0.5) K.

Element	Distribution ratios; [CDTA] =	
	0	0.05 mol/L
Ln	>100	>100
Zr	>100	≤0.01
Pd	4.20	0.07
Mo	1.93	2.10
Sr	1.43	2.25
Se	0.77	0.74
Fe	0.25	0.25
Cd	0.25	0.17
Ru	0.23	0.32
Ba	0.13	0.20
Cr, Ni, Rb, Rh, Sn, Sb, Te, Cs	≤0.02	≤0.02

**Table 2. Effect of CDTA on the extraction of Zr and Mo at varied [HNO<sub>3</sub>].**

Organic phase, 0.2 mol/L TODGA + 0.5 mol/L DMDOHEMA in Exxsol D80.  
Aqueous phase, HAR elements in HNO<sub>3</sub>. A/O = 1; T = (295 ± 0.5) K.

Element	Masking agent	Distribution ratios; [HNO <sub>3</sub> ] =			
		1 mol/L	2 mol/L	3 mol/L	4 mol/L
Zr	–	30	86	142	376
	CDTA	≤0.01	≤0.01	≤0.01	0.02
Mo	–	1.21	1.36	1.93	3.62
	CDTA	1.43	1.08	2.10	4.12

The behaviour of CDTA at nominal Pu(IV) concentrations (17 g/L) was also investigated. No precipitation was observed. CDTA suppresses the extraction of Zr(IV) and Pd(II) even in the presence of 17 g/L Pu(IV); results are shown in Table 3.

**Table 3. Effect of CDTA in the presence of nominal Pu(IV) concentration.**

Organic phase, 0.2 mol/L TODGA + 0.5 mol/L DMDOHEMA in Exxsol D80. Aqueous phase, 3 mol/L HNO<sub>3</sub> + <sup>239</sup>Pu (17 g/L) + <sup>241</sup>Am(III) (0.1 g/L) + HAR elements + CDTA. A/O = 1; T = 293 K.

Element	Distribution ratios; [CDTA] =		
	0.01 mol/L	0.05 mol/L	0.1 mol/L
<sup>241</sup> Am(III)	65	42	40
<sup>239</sup> Pu(IV)	60	35	32
Zr(IV)	7.7	1.2	0.2
Pd(II)	0.5	0.05	0.02

## TRU stripping

The initially adopted strategy for the selective TRU back-extraction is using a solution containing a hydrophilic 2,6-bis(1,2,4-triazin-3-yl)pyridine (BTP) [19, 20] and acetohydroxamic acid (AHA) [21] in nitric acid. The former strips Am(III) and Cm(III), while the latter strips Pu(IV) and Np. Lanthanides are kept in the organic phase by a sufficiently high nitric acid concentration; no salting out or buffering agents are required.

### *Np + Pu(IV) stripping with AHA*

When stripping an organic phase loaded with Pu(IV) from 0.5 mol/L HNO<sub>3</sub> into solutions of AHA in nitric acid, the following results are obtained: Stripping into a solution of 0.5 mol/L AHA in 0.2 mol/L HNO<sub>3</sub> yields a Pu(IV) distribution ratio of 0.55; when the acidity in the stripping solution is reduced to 0.1 mol/L HNO<sub>3</sub>, the Pu(IV) distribution ratio is 0.14.

When stripping Np into a solution of 0.5 mol/L AHA in 0.2 mol/L HNO<sub>3</sub>, a Np distribution ratio of approx. 0.4 is achieved. At reasonably low nitric acid concentration (ca. 0.1 mol/L), Np in all oxidation states is stripped with a distribution ratio of approx. 0.1.

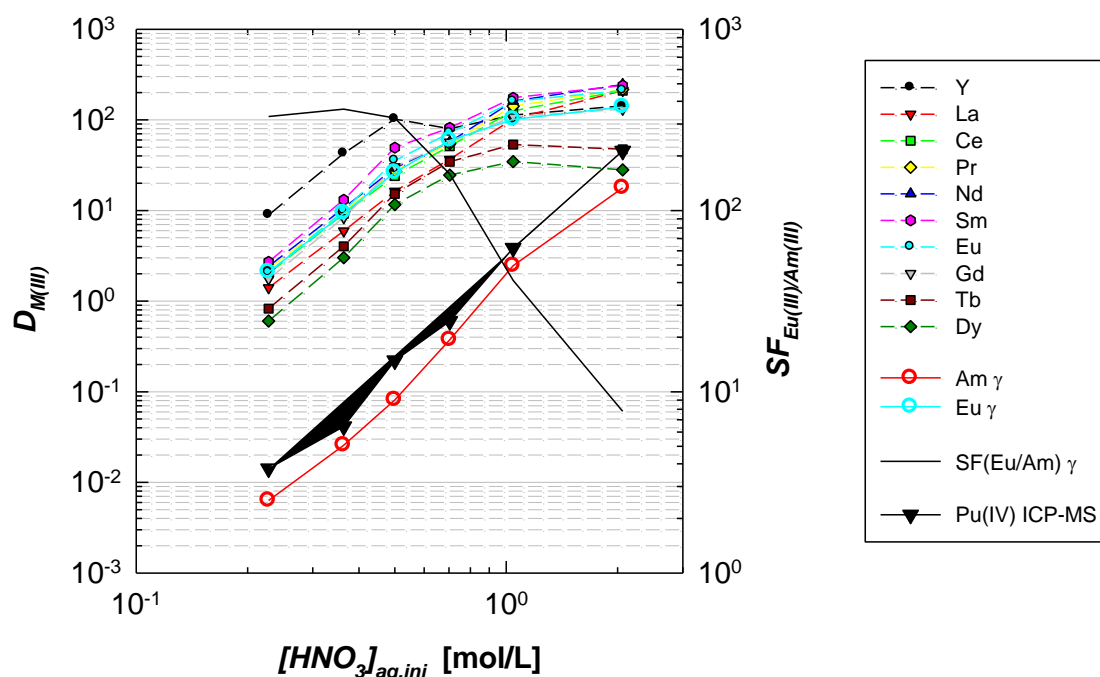
### Am(III) + Cm(III) stripping with SO<sub>3</sub>-Ph-BTP

Tests analogous to those reported in [19, 20] show that SO<sub>3</sub>-Ph-BTP can be used for stripping Am(III) + Cm(III) from the TODGA + DMDOHEMA solvent, while Ln(III) are kept in the aqueous phase by a sufficiently high HNO<sub>3</sub> concentration of approx. 0.5 mol/L. Am(III) and Cm(III) have distribution ratios which are practically identical. Results are not shown but Am(III) and Ln(III) distribution ratios for similar experimental conditions are presented below in Figure 4.

### Pu(IV) + Am(III) stripping with SO<sub>3</sub>-Ph-BTP

Hydrophobic BTP-type extracting agents extract Pu(IV) from HNO<sub>3</sub> with distribution ratios similar to those found for Am(III) [22]. This is why it was tested whether SO<sub>3</sub>-Ph-BTP would also suppress the extraction of Pu(IV) thus acting as a stripping agent for Pu(IV).

Figure 4 shows data for the separation of Pu(IV) + Am(III) from Ln(III) at varied HNO<sub>3</sub> concentration. SO<sub>3</sub>-Ph-BTP suppresses the extraction of both Pu(IV) and Am(III). Pu(IV) distribution ratios are higher than for Am(III) approx. by a factor of 2. The results indicate that an efficient separation of (Pu(IV) + Am(III)) from Ln(III) is viable for 0.3 mol/L < [HNO<sub>3</sub>] < 0.7 mol/L.



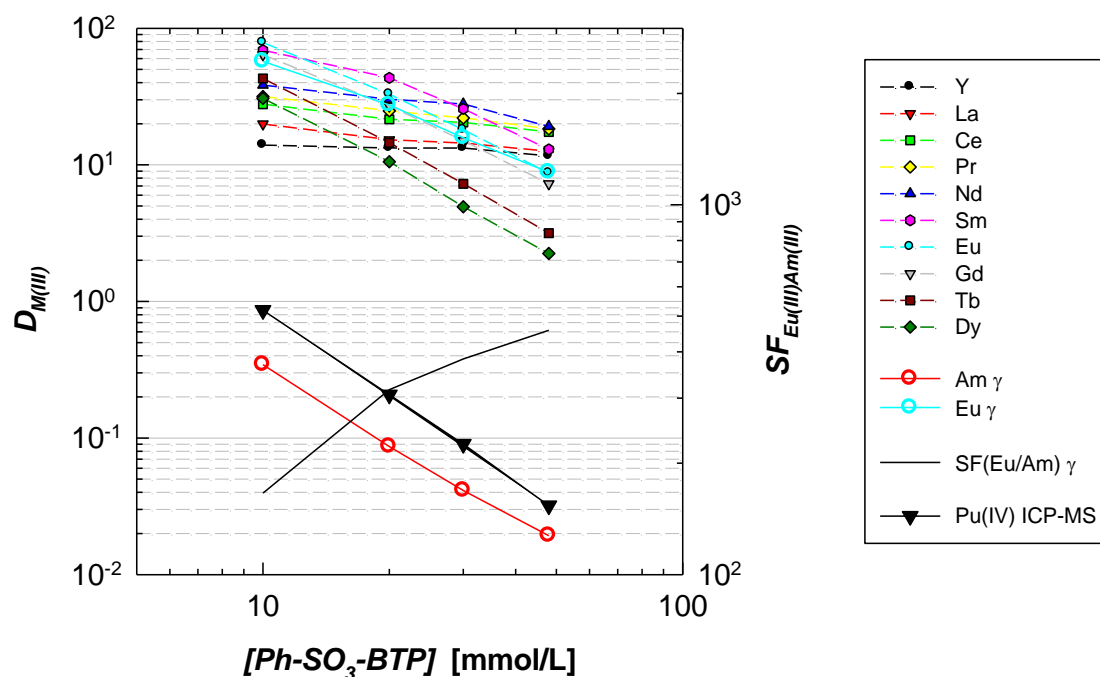
**Figure 4. Actinide stripping by SO<sub>3</sub>-Ph-BTP, distribution ratios as a function of [HNO<sub>3</sub>].**

Organic, 0.2 mol/L TODGA + 0.5 mol/L DMDOHEMA in Exxsol D80. Aqueous, <sup>242</sup>Pu(IV) (10<sup>-6</sup> mol/L) + <sup>241</sup>Am(III) + <sup>152</sup>Eu(III) (1 kBq/mL each) + Ln(III) (10<sup>-4</sup> mol/L each) + 20 mmol/L SO<sub>3</sub>-Ph-BTP in HNO<sub>3</sub>. A/O = 1; T = (293 ± 0.5) K.

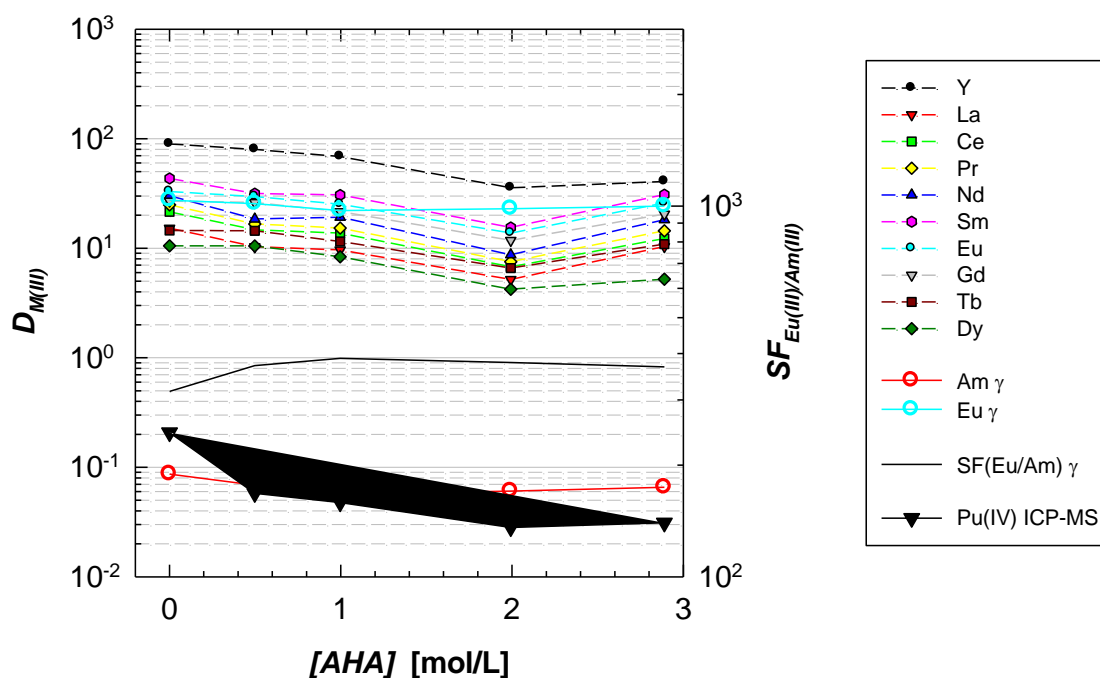
The influence of SO<sub>3</sub>-Ph-BTP concentration on Pu(IV), Am(III) and Ln(III) distribution ratios is shown in Figure 5. With increasing [SO<sub>3</sub>-Ph-BTP], Pu(IV) and Am(III) distribution ratios are decreasing with a slope of approx. -2. Also, SF<sub>Eu(III)/Am(III)</sub> increases from 170 to 460 when increasing [SO<sub>3</sub>-Ph-BTP]. SF<sub>Pu(IV)/Am(III)</sub> remains fairly constant at approx. 2.

### Pu(IV) + Am(III) stripping with SO<sub>3</sub>-Ph-BTP + AHA

Using a mixture of 20 mmol/L SO<sub>3</sub>-Ph-BTP + AHA (0–3 mol/L) for suppressing actinides extraction is shown in Figure 6. Adding AHA has only a slight effect on Pu(IV) distribution ratios; obviously SO<sub>3</sub>-Ph-BTP is a stronger complexing agent for Pu(IV) than is AHA. Ln(III) distribution ratios determined by ICP-MS show a slightly decreasing trend with increasing AHA concentration, which is not in agreement with the <sup>152</sup>Eu gamma measurements. Thus the slight decrease of Pu(IV) distribution ratios (which were also determined by ICP-MS) may be due to analytical uncertainties.



**Figure 5. Actinide stripping by SO<sub>3</sub>-Ph-BTP, distribution ratios as a function of [SO<sub>3</sub>-Ph-BTP].**  
 Organic, 0.2 mol/L TODGA + 0.5 mol/L DMDOHEMA in Exxsol D80. Aqueous, <sup>242</sup>Pu(IV) (10<sup>-6</sup> mol/L) + <sup>241</sup>Am(III) + <sup>152</sup>Eu(III) (1 kBq/mL each) + Ln(III) (10<sup>-4</sup> mol/L each) + SO<sub>3</sub>-Ph-BTP in 0.5 mol/L HNO<sub>3</sub>. A/O = 1; T = (293 ± 0.5) K.



**Figure 6. Actinide stripping by SO<sub>3</sub>-Ph-BTP + AHA, distribution ratios as a function of [AHA].**  
 Organic, 0.2 mol/L TODGA + 0.5 mol/L DMDOHEMA in Exxsol D80. Aqueous, <sup>242</sup>Pu(IV) (10<sup>-6</sup> mol/L) + <sup>241</sup>Am(III) + <sup>152</sup>Eu(III) (1 kBq/mL each) + Ln(III) + 20 mmol/L SO<sub>3</sub>-Ph-BTP + AHA in 0.5 mol/L HNO<sub>3</sub>. T = (293 ± 0.5) K.

## Conclusion and Outlook

In the framework of the European ACSEPT project a GANEX 2<sup>nd</sup> cycle process for the co-separation of all TRU is under development. First step was the successful development of a solvent capable of co-extracting all TRU in relevant concentrations, most notably up to several 10 g/L Pu(IV). A solvent consisting of 0.2 mol/L TODGA + 0.5 mol/L DMDOHEMA in Exxsol D80 was developed for this task, extracting up to 40 g/L Pu(IV) without precipitation or 3<sup>rd</sup> phase formation. The undesired co-extraction of some fission products such as Zr(IV) and Pd(II) could be suppressed by adding CDTA as a masking agent.

Since lanthanides(III) are co-extracted by this solvent, a selective TRU stripping system had to be developed. Initially it was planned to use a solution containing AHA (to strip Pu(IV) + Np) and SO<sub>3</sub>-Ph-BTP

(to strip Am(III) and Cm(III)) in HNO<sub>3</sub> (to keep lanthanides(III) in the organic phase). Since AHA does not efficiently strip Pu(IV) + Np at HNO<sub>3</sub> concentrations sufficient to keep lanthanides(III) from also being stripped by SO<sub>3</sub>-Ph-BTP, a different TRU stripping strategy is currently being developed:

SO<sub>3</sub>-Ph-BTP at a sufficiently high concentration could be used to strip Pu(IV), Am(III) and Cm(III). Np stripping will most reasonably be achieved by reducing to Np(IV) using AHA. Np(IV) is expected to be stripped by SO<sub>3</sub>-Ph-BTP similarly to Pu(IV).

These tests will lead to the development of a GANEX 2<sup>nd</sup> cycle flow-sheet first to be tested on a surrogate feed solution containing approx. 10 g/L Pu(IV). Final goal is a hot counter-current test to be performed with a genuine spent fuel feed solution.

## Acknowledgement

Financial support for this research was provided by the European Commission (project ACSEPT – Contract No FP7-CP-2007-211 267).

- 1 D. Serrano-Purroy, P. Baron, B. Christiansen, R. Malmbeck, C. Sorel J.-P. Glatz, *Recovery of minor actinides from HLLW using the DIAMEX process*. Radiochim. Acta 2005, 93, 351–355.
- 2 D. Magnusson, B. Christiansen, M.R.S. Foreman, A. Geist, J.-P. Glatz, R. Malmbeck, G. Modolo, D. Serrano-Purroy, C. Sorel, *Demonstration of a SANEX process in centrifugal contactors using the CyMe<sub>4</sub>-BTBP molecule on a genuine fuel solution*. Solvent Extr. Ion Exch. 2009, 27, 97–106.
- 3 J.-M. Adnet, M. Miguiditchian, C. Hill, X. Hérès, M. Lecomte, M. Masson, P. Brossard, P. Baron, *Development of new hydrometallurgical processes for actinide recovery: GANEX concept*. Proc. GLOBAL 2005, Tsukuba, Japan, 2005.
- 4 M. Miguiditchian, L. Chareyre, X. Hérès, C. Hill, P. Baron, M. Masson, *GANEX: Adaptation of the DIAMEX-SANEX process for the group actinide separation*. Proc. GLOBAL 2007, Boise, Idaho, September 10–14, 2007, 550–552.
- 5 M. Miguiditchian, C. Sorel, B. Camès, I. Bisel, P. Baron, D. Espinoux, J.-N. Calor, C. Viallesoubranne, B. Lorrain, M. Masson, *HA demonstration in the Atalante facility of the Ganex 1<sup>st</sup> cycle for the selective extraction of Uranium from HLW*. Proc. GLOBAL 2009, Paris, France, September 6–11, 2009.
- 6 M. Miguiditchian, H. Roussel, L. Chareyre, P. Baron, D. Espinoux, J.-N. Calor, C. Viallesoubranne, B. Lorrain, M. Masson, *HA demonstration in the Atalante facility of the Ganex 2<sup>nd</sup> cycle for the grouped TRU extraction*. Proc. GLOBAL 2009, Paris, France, 6–11 September 2009.
- 7 S. Bourg, S. Bouvet, C. Caravaca, L. Cassayre, G. de Angelis, C. Ekberg, A.G. Espartero, A. Geist, P. Guilbaud, M. Harrison, F. Klaassen, R. Malmbeck, G. Modolo, N. Ouvrier, C. Rhodes, R. Taylor, *ACSEPT – the Current European Project on Actinide Recycling*. Proc. Internat. Conf. GLOBAL 2011 (Toward and Over the Fukushima Daiichi Accident), Makuhari, Japan, 11–16 Dec. 2011; Paper No. 357353
- 8 Y. Sasaki, S. Tachimori, *Extraction of actinides(III), (IV), (V), (VI), and lanthanides(III) by structurally tailored diamides*. Solvent Extr. Ion Exch. 2002, 20, 21–34.
- 9 Y. Sugo, Y. Sasaki, S. Tachimori, *Studies on hydrolysis and radiolysis of N,N,N',N'-tetraoctyl-3-oxapentane-1,5-diamide*. Radiochimica Acta 2002, 90, 161–165.
- 10 G. Modolo, H. Asp, C. Schreinemachers, H. Vijgen, *Development of a TODGA based process for partitioning of actinides from a PUREX raffinate Part I: batch extraction optimization studies and stability tests*. Solvent Extr. Ion Exch. 2007, 25, 703–721.
- 11 A. Geist, G. Modolo, *TODGA process development: an improved solvent formulation*. Proc. Internat. Conf. GLOBAL 2009 (The Nuclear Fuel Cycle: Sustainable Options & Industrial Perspectives), Paris, 6–11 September 2009, paper 9193, 1022–1026.
- 12 S. Tachimori, Y. Sasaki, S. Suzuki, *Modification of TODGA – n-dodecane solvent with a monoamide for high loading of lanthanides(III) and actinides(III)*. Solvent Extr. Ion Exch. 2002, 20, 687–699.
- 13 G. Modolo, H. Asp, H. Vijgen, R. Malmbeck, D. Magnusson, C. Sorel, *Demonstration of a TODGA-based continuous counter-current extraction process for the partitioning of actinides from a simulated PUREX raffinate, part II: centrifugal contactor runs*. Solvent Extr. Ion Exch. 2008, 26, 62–76.
- 14 D. Magnusson, B. Christiansen, J.-P. Glatz, R. Malmbeck, G. Modolo, D. Serrano-Purroy, C. Sorel, *Demonstration of a TODGA based extraction process for the partitioning of minor actinides from a*



*PUREX raffinate. Part III: centrifugal contactor run using genuine fuel solution.* Solvent Extr. Ion Exch. 2009, 27, 26–35.

- 15 J. Brown, M.J. Carrott, O.D. Fox, C.J. Maher, C. Mason, F. McLachlan, M.J. Sarsfield, R.J. Taylor, D.A. Woodhead, *Screening of TODGA/TBP/OK solvent mixtures for the grouped extraction of actinides.* IOP Conference Series: Materials Science and Engineering 2010, 9, 012075.
- 16 A. Geist, *Equilibrium model for the extraction of Am(III), Eu(III), and HNO<sub>3</sub> into DMDOHEMA in TPH.* Proc. Int. Conf. ATALANTE 2008 (Nuclear Fuel Cycles for a Sustainable Future), Montpellier, F, 19.–23.5.2008; Paper P1-07.
- 17 D. Serrano-Purroy, P. Baron, B. Christiansen, R. Malmbeck, C. Sorel, J.-P. Glatz, *Recovery of minor actinides from HLLW using the DIAMEX process.* Radiochim. Acta 2005, 93, 351–355.
- 18 M. Sypula, A. Wilden, C. Schreinemachers, R. Malmbeck, A. Geist, R. Taylor, G. Modolo, *Use of polyaminocarboxylic acids as hydrophilic masking agents for fission products in actinide partitioning processes.* Solvent Extr. Ion Exch. 2012, 30 (submitted).
- 19 A. Geist, U. Müllich, G. Modolo, A. Wilden, *Actinide(III)/lanthanide(III) separation via selective aqueous complexation of actinides(III) in nitric acid.* Proc. Internat. Solvent Extr. Conf. (ISEC 2011), Santiago, Chile, 3–7 October 2011.
- 20 A. Geist, U. Müllich, D. Magnusson, P. Kaden, G. Modolo, A. Wilden, T. Zevaco, *Actinide(III)/lanthanide(III) separation via selective aqueous complexation of actinides(III) using a hydrophilic 2,6-bis(1,2,4-triazin-3-yl)-pyridine in nitric acid.* Solvent Extr. Ion Exch. 2012, 30 (submitted).
- 21 M.J. Carrott, O.D. Fox, C.J. Maher, C. Mason, R.J. Taylor, S.I. Sinkov, G.R. Choppin, *Solvent Extraction behaviour of plutonium(IV) ions in the presence of simple hydroxamic acids.* Solvent Extr. Ion Exch. 2007, 25, 723–745.
- 22 N.L. Banik, A. Geist, unpublished.