

# Silyl formates as hydrosilane surrogates for the transfer hydrosilylation of ketones

R. Martin Romero,<sup>[a]</sup> Nora Hellou,<sup>[a]</sup> Clément Chauvier,<sup>[a]</sup> Timothé Godou,<sup>[a]</sup> Lucile Anthore-Dalion,<sup>[a]</sup> and Thibault Cantat<sup>\*[a]</sup>

[a] Université Paris-Saclay, CEA, CNRS, NIMBE, 91191 Gif-sur-Yvette, France. E-mail: thibault.cantat@cea.fr

## Abstract

An energetically and atom economic transfer hydrosilylation of ketones employing silyl formates as hydrosilanes surrogates under mild conditions is presented. A total of 24 examples of ketones have been successfully converted to their corresponding silyl ethers with 61-99% yield in the presence of a PN<sup>H</sup>P-based ruthenium catalyst and silyl formate reagent. The crucial role of the ligand for the transformation is demonstrated.

## Introduction

Catalytic hydrosilylation is a convenient method to reduce carbonyl compounds, providing access to alcohols *via* silyl ether intermediates.<sup>[1]</sup> The latter are also an important class of protecting groups for alcohols. Their direct synthesis from the corresponding ketone is hence valuable. Transfer hydrosilylation has emerged as an alternative process for this transformation,<sup>[2]</sup> avoiding the use of difficult to handle hydrosilanes, such as the gaseous Me<sub>3</sub>SiH. This concept was pioneered by Studer<sup>[3]</sup> and Oestreich,<sup>[4]</sup> who independently reported the use of silicon-substituted cyclohexa-1,4-dienes through radical and ionic processes, respectively (Scheme 1A). However, the production of quantitative arene derivatives as byproducts remains as a significant drawback for these reagents.

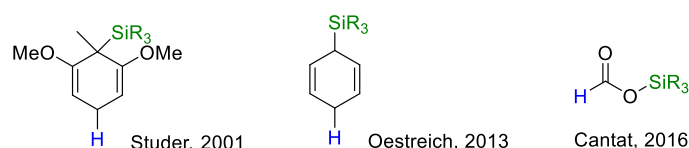
We have reported an atom economic alternative using silyl formates as renewable liquid surrogates of hydrosilanes, whose only byproduct is gaseous CO<sub>2</sub>.<sup>[5]</sup> The recyclability of these reagents is ensured since they are synthesized in excellent yields from formic acid, a reagent readily available from biomass<sup>[6]</sup> or carbon dioxide.<sup>[7]</sup>

Silylformates were initially employed as hydrosilane surrogates in alcohol silylation with iron<sup>[8]</sup> or ruthenium-based catalysts.<sup>[9]</sup> Transfer hydrosilylation of aldehydes was successfully developed using the Ru-Triphos catalyst **1** (Scheme 1B).<sup>[5]</sup> During these transformations, the metal-mediated silyl formate decarboxylation generates a metal hydride species that will provide a metal-alcoxy intermediate upon reaction with the substrate. Final silylation step provides the desired product, closing the catalytic cycle. Interestingly, we could show that silyl hydride species are never formed along this process. Unfortunately, these protocols were ineffective towards the reduction of

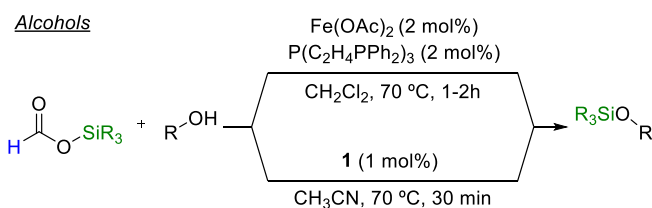
ketones. In this case, it seems that the steric hindrance around the metal alkoxide intermediate hampers the final silylation step.<sup>[5]</sup>

In order to increase the nucleophilicity of the oxygen atom, we envisioned the possibility of weakening the ruthenium-alkoxide interaction through the action of a cooperative ligand, able to develop H-bonds. We chose the PN<sup>H</sup>P-Ruthenium catalyst **2**, that bears a well-known ligand for its participation in metal catalyzed reactions through his N–H bond.<sup>[10]</sup> Major contributions on complexes bearing PN<sup>H</sup>P ligands were achieved by Milstein,<sup>[11]</sup> Beller,<sup>[10b,12]</sup> Gusev,<sup>[13]</sup> and Kuriyama.<sup>[14]</sup> These species were successfully applied to the reduction of challenging substrates such as esters or amides.<sup>[10b,14,15]</sup> However, beyond hydrogenation, the use of participative PN<sup>H</sup>P ligand-based catalysts in hydrosilylation is scarce,<sup>[16]</sup> and, to the best of our knowledge, it was never reported in transfer hydrosilylation reactions.

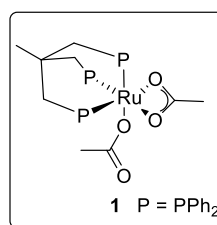
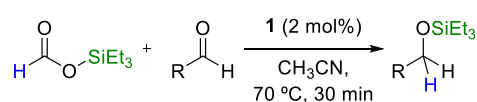
A) Hydrosilanes surrogates



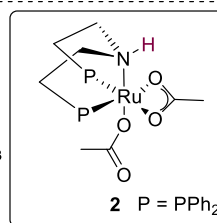
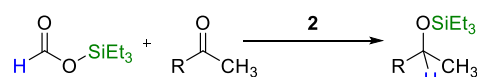
B) Transfer hydrosilylation with silyl formates



*Aldehydes*



C) *Unlocking ketones (this work)*



**Scheme 1.** A) Hydrosilane surrogates. B) Applications of silyl formates as hydrosilane surrogates. C) Ruthenium-catalyzed transfer hydrosilylation of ketones (This work).

## Results

To test our hypothesis, acetophenone (**3a**) was submitted for reaction with triethylsilyl formate (**5a**) and Ru-Triphos catalyst **1** in acetonitrile at 90 °C, classical conditions for the transfer hydrosilylation of aldehydes. Under these conditions, no conversion was observed (Table 1, entry 1). Changing catalyst **1** by the Ru-PN<sup>H</sup>P catalyst **2** provided silyl ether **4a** in 78% yield (Table 1, entry 2). While substituting CD<sub>3</sub>CN with *d*<sub>2</sub>-dichloromethane completely suppress the reactivity (Table 1, entry 3), the use of *d*<sub>8</sub>-THF, *d*<sub>8</sub>-toluene or *d*<sub>6</sub>-benzene increased the yields to 99%, 92% and 99%, respectively (Table 1, entries 4-6). Among them, we finally selected *d*<sub>6</sub>-benzene due to a lower reaction time (1.5 h). Reducing the catalyst loading from 3 mol% to 1.5 mol% results in a drop of yield to 79% (Table 1, entry 7). Decreasing the temperature to 50 °C increases the required reaction time (36 h) to obtain a comparable yield of the silylated alcohol **4a** (99%) (Table 1, entry 8).

**Table 1.** Screening of conditions for the transfer hydrosilylation of ketones.<sup>[a]</sup>

Entry	Catalyst (mol%)	Solvent	T (°C)	t (h)	Yield (%) <sup>[b]</sup>
1	<b>1</b> (3)	CD <sub>3</sub> CN	90	24	0
2	<b>2</b> (3)	CD <sub>3</sub> CN	90	11	78
3	<b>2</b> (3)	CD <sub>2</sub> Cl <sub>2</sub>	90	22	0
4	<b>2</b> (3)	<i>d</i> <sub>8</sub> -THF	90	2.5	99
5	<b>2</b> (3)	<i>d</i> <sub>8</sub> -Toluene	90	2.5	92
6	<b>2</b> (3)	C <sub>6</sub> D <sub>6</sub>	90	1.5	99
7	<b>2</b> (1.5)	C <sub>6</sub> D <sub>6</sub>	90	37	79
8	<b>2</b> (3)	C <sub>6</sub> D <sub>6</sub>	50	36	99

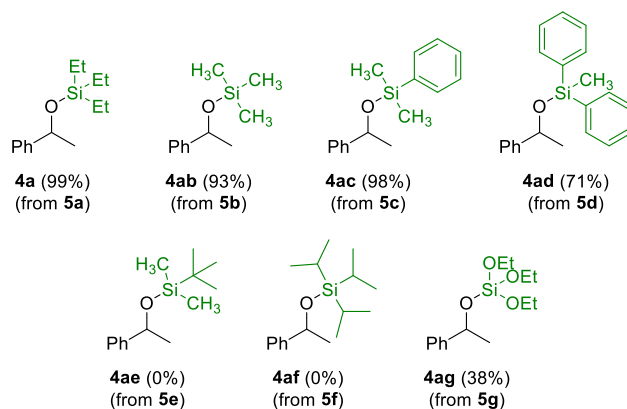
[a] 0.1 mmol scale. [b] Yields are determined by <sup>1</sup>H NMR with mesitylene as internal standard. See Supporting information for more details.

The influence of the silicon coordination sphere on the reactivity was tested by reaction of acetophenone (**3a**) with different silylformates **5a-g** under the optimized conditions (Scheme 2).

The reaction worked efficiently with triethyl-, trimethyl- or dimethylphenylsilyl formates (**5a-c**) and acetophenone (**3a**), giving compounds **4a-4ac** with yields above 93%. It is worthy to highlight that the possibility to use trimethylsilyl formate (**5b**) represents a major synthetic advantage on the use of these surrogates, because its parent hydrosilane Me<sub>3</sub>SiH is gaseous. The increase of the bulkiness on the substituents around the silicon core, implied a decrease on the yield for the transformation. While methyl-diphenylsilylated alcohol **4ad** was still obtained in 71% yield, *tert*-butyldimethylsilyl or triisopropylsilyl formates (**5e** and **5f**) completely suppressed the reduction of the ketone. Finally, the use of the more acidic triethoxysilyl formate (**5g**) led to a significant drop of yield providing the silylated alcohol **4ag** in 38% yield. This

trend highlights the importance of the steric and electronic parameters of the silyl moiety on the outcome of the reaction.

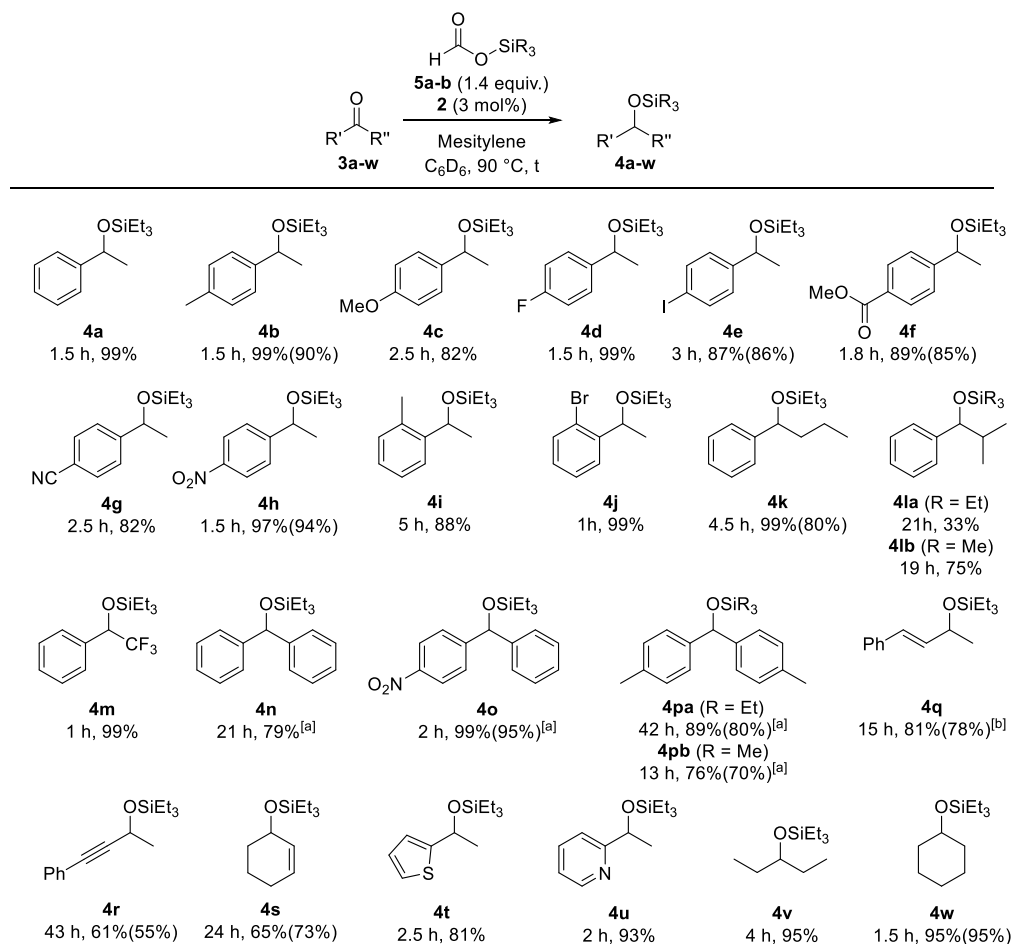
Under the optimized conditions, a number of ketones were tested for transfer hydrosilylation with triethylsilyl or trimethylsilyl formates (**5a** and **5b**) as hydrosilanes surrogates (Scheme 3).



**Scheme 2.** Silyl formate scope for the hydrosilylation of acetophenone. 0.1 mmol scale. Yields are determined by  $^1\text{H}$  NMR with mesitylene as internal standard. See Supporting information for more details.

Several substituted acetophenones were successfully hydrosilylated in short reaction times. Electron-donating substituents (**4b-c**) or electron-withdrawing groups (**4d-h**) were well tolerated with yields above 82%. Remarkably, on the last group of compounds, 4-iodoacetophenone (**3e**) reacted without any loss of the iodine core. With more challenging *ortho* substituted acetophenones, **4i** and **4j** were obtained in 88% and 99% yield, respectively. Elongating the alkyl chain (**4k**) did not affect the reactivity. However, when phenyl isopropyl ketone (**3l**) was submitted to the reaction, the yield of hydrosilylated alcohol **4la** dropped to 33% due to the higher steric hindrance present in the molecule. Hydrosilylation of this type of substrates could be carried out with higher yield if the less hindered trimethylsilyl formate (**5b**) was used, providing **4lb** in 75% yield. This proves the importance of the steric hindrance for this transformation. Benzophenone derivatives **3n** and **3o** were also hydrosilylated in 79% and 99% yield, respectively. In these cases, to perform the transformation within a reasonable reaction time, the amount of silylformate reagent was increased to two equivalents. Another proof for the importance of the steric hindrance in this transformation was obtained with 4,4'-dimethylbenzophenone (**3p**). In this case, the reaction with triethylsilyl formate (**5a**) gave silyl ether **4pa** in 89% yield, but required a longer reaction time (42 h). Reducing the bulkiness on the reagent by using trimethylsilyl formate (**5b**) afforded **4pb** with a comparable yield of 76% with a significantly reduced reaction time (13 h). More challenging substrates, such as  $\alpha,\beta$ -unsaturated ketones **3q-s**,<sup>[17]</sup> were successfully hydrosilylated with a 1,2-selectivity in 61-81% yields. Among them, compound **4r** was obtained in only 61% yield due to the formation of the conjugated enoether byproduct. Heteroaromatic silylated alcohols **4t** and **4u** were obtained in 81% and 93%,

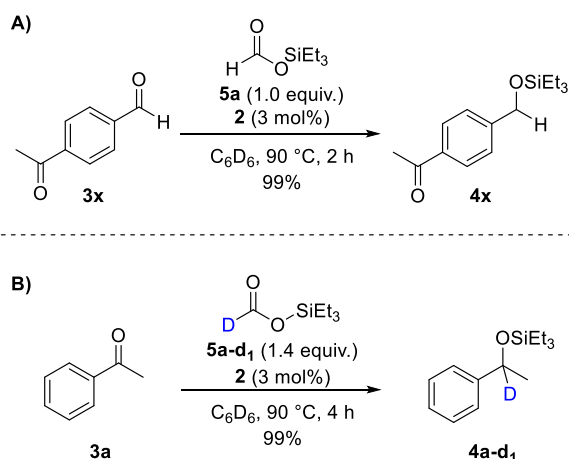
respectively. Finally, dialkyl ketones **3v** and **3w** could also react under these conditions giving 95% yield of the hydrosilylated products in both cases.



**Scheme 3.** Substrate scope for the transfer hydrosilylation of ketone (0.1 mmol scale). Yields were determined by  $^1H$  NMR with mesitylene as internal standard. Scaled-up reactions (0.5 mmol scale) were performed with toluene as solvent. Yields of isolated products from scaled-up reactions are given within parentheses. [a] 2 equivalents of **5a** were used. [b] Reaction performed at 60 °C.

The selectivity between ketones and aldehydes was studied in the transfer hydrosilylation of 4-acetylbenzaldehyde (**3x**) with only one equivalent of silyl formate **5a**. Not surprisingly, the aldehyde group was fully hydrosilylated after 2 h of reaction, while the ketone moiety remained intact (Scheme 4A).

To verify the origin of the hydride, deuterated silyl formate **5a-d<sub>1</sub>** was synthesized and submitted to reaction. Deuteriosilylated product **4a-d<sub>1</sub>** was obtained as the only product, confirming that the hydride source is indeed the formate group (Scheme 4B).



**Scheme 4.** Yields were determined by  $^1\text{H}$  NMR with mesitylene as internal standard. A) Selectivity of the PN<sup>H</sup>P-based ruthenium catalyst **2** for the transfer hydrosilylation of carbonyl groups (0.1 mmol scale). B) Deuteriosilylation of ketones (0.1 mmol scale).

To evaluate the importance of the role of the N–H bond present in the PN<sup>H</sup>P ligand on catalyst **2**, an analogous complex, where the N–H bond is methylated (**2-Me**), was synthesized. While catalyst **2** was able to reduce acetophenone (**3a**) and benzaldehyde (**6**), the parent **2-Me** catalyst could reduce aldehyde **6** but not ketone **3a** (Table 2). This observation is consistent with the requirement of the N–H motif for the reduction of ketones.

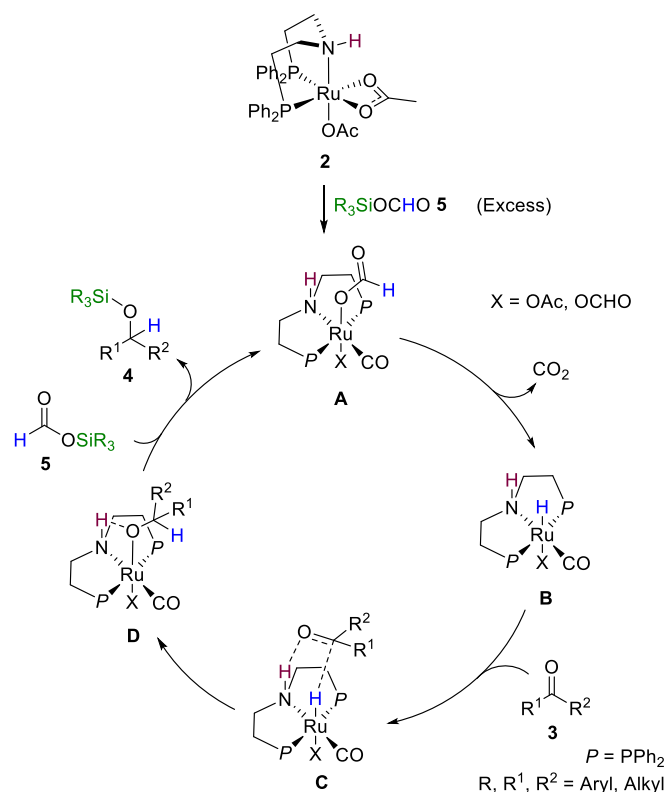
**Table 2.** Influence of the ligand N-H group on the transfer hydrosilylation of ketones and aldehydes<sup>[a]</sup>.

		<b>3a</b> (R = Me) <b>6</b> (R = H)	<b>4a</b> (R = Me) <b>7</b> (R = H)
R	Catalyst	 <b>2</b>	 <b>2-Me</b>
	H	99% <sup>[b]</sup>	99% <sup>[b]</sup>
	Me	99% <sup>[b]</sup>	0% <sup>[b]</sup>

[a] 0.1 mmol scale. [b] Yields were determined by  $^1\text{H}$  NMR with mesitylene as internal standard.

Based on these observations, a putative mechanism for this transformation is illustrated in Scheme 5. An initial reaction of catalyst **2** with silyl formate **5** generates the active catalyst ruthenium formate **A**, which through decarboxylation leads to the ruthenium hydride species **B**,<sup>[18]</sup> whose presence was confirmed by NMR analysis (see supporting information, Figures S8 and S9). Interaction of ketone **3** with the ruthenium-hydride complex **B** results in its reduction, presumably assisted by a hydrogen bond formed between the carbonyl group and the ligand PN<sup>H</sup>P (**C**)<sup>[19]</sup>. The same type of interaction in the generated intermediate **D** favours the attack of the alkoxyde to the

silicon center of a new molecule of silyl formate **5**, generating the final hydrosilylated product **4**, regenerating the active catalyst species **A**, and closing the catalytic cycle.



**Scheme 5.** Putative mechanism for the transfer hydrosilylation of ketones with silyl formates.

## Conclusion

In summary, we have unlocked the possibility of using silyl formates in the transfer hydrosilylation of ketones by selecting a suitable  $\text{PN}^{\text{H}}\text{P}$ -based ruthenium catalyst **2**. In addition, as shown in the control experiments, evidence of the crucial role of the N–H bond in the catalyst ligand was provided. This transformation opens the possibility of applying silyl formates as hydrosilanes surrogates to reduce the more challenging ketones.

## Acknowledgements

We thank the CEA, CNRS, ERC (Consolidator Grant n° 818260), Labex Chammmat (ANR-11-LABX-003) and the Institut de France for funding.

## References

- [1] B. Marciniec in *Hydrosilylation: A Comprehensive Review on Recent Advances* (Ed.: B. Marciniec), Springer Netherlands, Dordrecht, **2009**, pp. 3-51. b) M. C. Lipke, A. L. Liberman-Martin, T. D. Tilley, *Angew. Chem. Int. Ed.* **2017**, *56*, 2260-2294; *Angew. Chem.* **2017**, *129*, 2298-2335.
- [2] M. Oestreich, *Angew. Chem. Int. Ed.* **2016**, *55*, 494-499; *Angew. Chem.* **2016**, *128*, 504-509.

- [3] a) S. Amrein, A. Studer, *Helv. Chim. Acta* **2002**, *85*, 3559-3574; b) S. Amrein, A. Timmermann, A. Studer, *Org. Lett.* **2001**, *3*, 2357-23960; c) A. Studer, S. Amrein, *Angew. Chem. Int. Ed.* **2000**, *39*, 3080-3082; *Angew. Chem.* **2016**, *112*, 3196-3198.
- [4] a) A. Simonneau, M. Oestreich, *Angew. Chem. Int. Ed.* **2013**, *52*, 11905-11907; *Angew. Chem.* **2013**, *125*, 12121-12124; b) S. Keess, A. Simonneau, M. Oestreich, *Organometallics* **2015**, *34*, 790-799.
- [5] C. Chauvier, P. Thuéry, T. Cantat, *Angew. Chem. Int. Ed.* **2016**, *55*, 14096-14100; *Angew. Chem.* **2016**, *128*, 14302-14306.
- [6] a) P. K. Sahoo, T. Zhang, S. Das, *Eur. J. Org. Chem.* **2021**, 1331-1343; b) D. Bulushev, J. R. H. Ross, *ChemSusChem* **2018**, *11*, 821-836.
- [7] W. Leitner, *Angew. Chem. Int. Ed.* **1995**, *34*, 2207-2221; *Angew. Chem.* **1995**, *107*, 2391-2405; b) S. Moret, P. J. Dyson, G. Laurenzcy, *Nat. Commun.* **2014**, *5*, 1-7.
- [8] T. Godou, C. Chauvier, P. Thuéry, T. Cantat, *Synlett* **2017**, *28*, 2473-2477.
- [9] C. Chauvier, T. Godou, T. Cantat, *Chem. Commun.* **2017**, *53*, 11697-11700.
- [10] a) P. A. Dub, B. L. Scott, J. C. Gordon, *J. Am. Chem. Soc.* **2017**, *139*, 1245-1260; b) S. Werkmeister, K. Junge, B. Wendt, E. Alberico, H. Jiao, W. Baumann, H. Junge, F. Gallou, M. Beller, *Angew. Chem. Int. Ed.* **2014**, *53*, 8722-8726; *Angew. Chem.* **2014**, *126*, 8867-8871.
- [11] a) T. Zell, D. Milstein, *Acc. Chem. Res.* **2015**, *48*, 1979-1994; b) J. Zhang, G. Leitus, Y. Ben-David, D. Milstein, *Angew. Chem. Int. Ed.* **2006**, *45*, 1113-1115; *Angew. Chem.* **2006**, *118*, 1131-1133; c) T. Zell, Y. Ben-David, D. Milstein, *Angew. Chem. Int. Ed.* **2014**, *53*, 4685-4689; *Angew. Chem.* **2014**, *126*, 4773-4777; d) J. O. Bauer, S. Chakraborty, D. Milstein, *ACS Catal.* **2017**, *7*, 4462-4466.
- [12] V. Papa, J. R. Cabrero-Antonino, E. Alberico, A. Spanneberg, K. Junge, H. Junge, M. Beller, *Chem. Sci.* **2017**, *8*, 3576-3585.
- [13] a) D. Spasyuk, C. Vicent, D. G. Gusev, *J. Am. Chem. Soc.* **2015**, *137*, 3743-3746; b) D. G. Gusev, *ACS Catal.* **2016**, *6*, 6967-6981.
- [14] W. Kuriyama, T. Matsumoto, O. Ogata, Y. Ino, K. Aoki, S. Tanaka, K. Ishida, T. Kobayashi, N. Sayo, T. Saito, *Org. Process Res. Dev.* **2012**, *16*, 166-171.
- [15] a) S. Chakraborty, H. Dai, P. Bhattacharya, N. T. Fairweather, M. S. Gibson, J. A. Krause, H. Guan, *J. Am. Chem. Soc.* **2014**, *136*, 7869-7872; b) T. Otsuka, A. Ishii, P. A. Dub, T. Ikariya, *J. Am. Chem. Soc.* **2013**, *135*, 9600-9603; c) S. Gao, W. Tang, M. Zhang, C. Wang, J. Xiao, *Synlett* **2016**, *27*, 1748-1752; d) X. Han, L. Rong, J. Wu, L. Zhang, Z. Wang, K. Ding *Angew. Chem. Int. Ed.* **2012**, *51*, 13041-13045; *Angew. Chem.* **2012**, *124*, 13218-13222; e) L. A. Suárez, Z. Culakova, D. Balcells, W. Bernskoetter, O. Eisenstein, K. I. Goldberg, N. Hazari, M. Tilset, A. Nova, *ACS Catal.* **2018**, *8*, 8751-8762.
- [16] a) D. Peng, Y. Zhang, X. Du, L. Zhang, X. Leng, M. D. Walter, Z. Huang, *J. Am. Chem. Soc.* **2013**, *135*, 19154-19166; b) M. L. Scheuermann, S. P. Semproni, I. Pappas, P. J. Chirik, *Inorg. Chem.* **2014**, *53*, 9463-9465.
- [17] a) J. Wang, R. Qin, H. Fu, J. Chen, J. Feng, H. Chen, X. Li, *Tetrahedron Asymmetry* **2007**, *18*, 847-851; b) G. Z. Zheng, T. H. Chan, *Organometallics* **1995**, *14*, 70-79; c) Y. Sumida, H. Yorimitsu, K. Oshima, *J. Org. Chem.* **2009**, *74*, 7986-7989; d) N. Ikeda, T. Konno, *J. Fluor. Chem.* **2015**, *173*, 69-76; e) M. Rubio, J. Campos, E. Carmona, *Org. Lett.* **2011**, *13*, 5236-5239.
- [18] C. Chauvier, A. Imberdis, P. Thuéry, T. Cantat, *Angew. Chem. Int. Ed.* **2020**, *132*, 14123-14127; *Angew. Chem.* **2020**, *132*, 14123-14127.
- [19] a) A. Kaithal, M. Schmitz, M. Hölscher, W. Leitner, *Chem. Cat. Chem.* **2020**, *12*, 781-787. b) A. Passera, A. Mezzetti, *Adv. Synth. Catal.* **2019** *361*, 4691-4706.