



## Investigation of transport barrier formation in edge turbulent simulations

Hugo Bufferand, G. Ciraolo, G. Falchetto, Nicolas Fedorczak, Ph. Ghendrih, E. Marandet, P. Serre, Patrick Tamain

### ► To cite this version:

Hugo Bufferand, G. Ciraolo, G. Falchetto, Nicolas Fedorczak, Ph. Ghendrih, et al.. Investigation of transport barrier formation in edge turbulent simulations. AAPS-DPP 2021 - 5th Asia Pacific Conference on Plasma Physics, Sep 2021, E-Conference, Japan. cea-03521143

**HAL Id: cea-03521143**

**<https://cea.hal.science/cea-03521143>**

Submitted on 11 Jan 2022

**HAL** is a multi-disciplinary open access archive for the deposit and dissemination of scientific research documents, whether they are published or not. The documents may come from teaching and research institutions in France or abroad, or from public or private research centers.

L'archive ouverte pluridisciplinaire **HAL**, est destinée au dépôt et à la diffusion de documents scientifiques de niveau recherche, publiés ou non, émanant des établissements d'enseignement et de recherche français ou étrangers, des laboratoires publics ou privés.

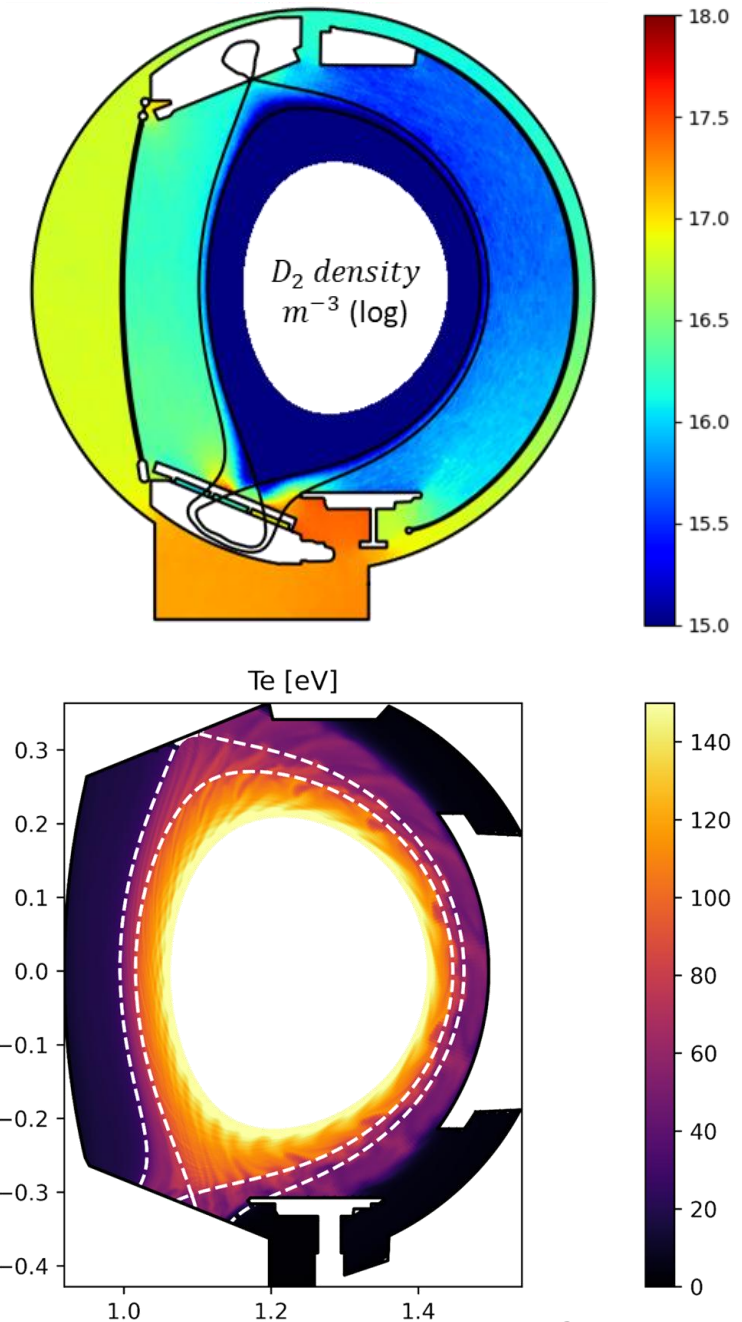


## Investigation of transport barrier formation in edge turbulent simulations

*Hugo Bufferand, G. Ciraolo, G. Falchetto, N. Fedorczak, Ph. Ghendrih, Y. Marandet, E. Serre, P. Tamain*

# The SOLEDGE3X code

- Merging of the transport code SOLEDGE2D and the turbulence code TOKAM3X  
→ Can be used in 2D (transport) or 3D (3D transport or turbulence simulations)
- Solves fluid equations for multi-species plasma based on Zhdanov closure [Raghunathan et al., PPCF, 2021]
- Electrostatic at the moment – Electromagnetic version under development
- Implements several neutral models:
  - Fluid neutrals (diffusive): very crude but fast and robust
  - Kinetic neutrals: EIRENE – high fidelity



# The SOLEDGE3X drift-ordering fluid model

Collisional closure terms

Ionization terms

External sources

“Anomalous” diffusion for  
transport simulations

- **Mass balance** (for all ion species – quasi-neutrality for electrons)

$$[1] \quad \partial_t n + \vec{\nabla} \cdot (n \vec{v}) = S_n^{iz}$$

- Velocity decomposition  $\vec{v} = v_{\parallel} \vec{b} + \vec{v}_{drifts} - \frac{D \vec{\nabla}_{\perp} n}{n}$
- Ionization/recombination sources involving neutrals are computed by the “neutral solver”, for instance EIRENE when using kinetic neutrals.

# The SOLEDGE3X drift-ordering fluid model

- **Momentum balance**

$$[2] \quad \partial_t(mn\vec{v}) + \vec{\nabla} \cdot (mn\vec{v} \otimes \vec{v}) = -\vec{\nabla}p - \vec{\nabla} \cdot \bar{\Pi} + Zen(\vec{E} + \vec{v} \times \vec{B}) + \vec{R} + \vec{S}_v^{iz} + \vec{S}_v^{ex}$$

$$\bar{\Pi} = \pi_{\parallel} \left( \vec{b} \otimes \vec{b} - \frac{1}{3} \bar{I} \right) + \bar{\Pi}^{FLR} \quad \text{where} \quad \pi_{\parallel} = -3\eta_{\parallel} \left( \nabla_{\parallel} v_{\parallel} - \vec{k} \cdot \vec{v} - \frac{1}{3} \vec{\nabla} \cdot \vec{v} \right)$$

- Parallel projection ( $\vec{b} \cdot [2]$ )

$$[3] \quad \partial_t(mnv_{\parallel}) + \vec{\nabla} \cdot (mnv_{\parallel} \vec{v}) = -\nabla_{\parallel} p - \vec{b} \cdot (\vec{\nabla} \cdot \bar{\Pi}) + ZenE_{\parallel} + R_{\parallel} + S_{v_{\parallel}}^{iz+ex} + m\vec{\nabla} \cdot (n\eta_{\perp} \vec{\nabla}_{\perp} v_{\parallel})$$

- Perpendicular momentum: ( $\vec{b} \times [2]$ )

$$\vec{v}_{\perp} = \frac{\vec{E} \times \vec{B}}{B^2} + \frac{\vec{B} \times (\vec{\nabla}p + \vec{\nabla} \cdot \bar{\Pi})}{ZenB^2} - \frac{\vec{B} \times (\vec{R}_{\perp} + \vec{S}_{v_{\perp}}^{iz+ex})}{ZenB^2} + \frac{\vec{b}}{n\omega_c} \times [\partial_t(n\vec{v}) + \vec{\nabla} \cdot (n\vec{v} \otimes \vec{v})]$$

Drift ordering (assuming  $\omega_c^{-1}d_t \ll 1$  and  $\omega_c^{-1}\tau_{col}^{-1} \ll 1$ ):

$$\vec{v}_{\perp}^0 = \frac{\vec{E} \times \vec{B}}{B^2} + \frac{\vec{B} \times \vec{\nabla}p}{ZenB^2} \quad \vec{v}_{\perp}^1 = \frac{\vec{b}}{n\omega_c} \times [\partial_t(n\vec{v}^0) + \vec{\nabla} \cdot (n\vec{v}^0 \otimes \vec{v}^0)] + \frac{\vec{B} \times \vec{\nabla} \cdot \bar{\Pi}}{ZenB^2} - \frac{\vec{B} \times (\vec{R}_{\perp} + \vec{S}_{v_{\perp}}^{iz+ex})}{ZenB^2}$$

*E cross B    Diamagnetic*

*Polarization*

*Non-linear drifts (function of  $\vec{v}^0$ )*

Collisional closure terms

Ionization terms

External sources

“Anomalous” diffusion for transport simulations

# The SOLEDGE3X drift-ordering fluid model

- **Current balance** (Equation on  $\phi$  – vorticity equation)

$$[4] \quad \vec{\nabla} \cdot \vec{j} = 0 \quad \text{with} \quad \vec{j} = \sum Z n \vec{v} = j_{\parallel} \vec{b} + \vec{j}^* + \vec{j}_{\Pi} + \vec{j}_{pola} + \vec{j}^{ex}$$

Collisional closure terms

Ionization terms

External sources

“Anomalous” diffusion for transport simulations

- Parallel current expression obtained from parallel electron momentum balance (Generalized Ohm’s law)

$$j_{\parallel} = -\sigma_{\parallel} \left( \nabla_{\parallel} \phi + \frac{-\nabla_{\parallel} p_e + R_{e,\parallel}^T}{en_e} \right)$$

- Given zeroth order drift expression, polarization current can be expressed:  $\vec{j}_{pola} = -\partial_t \vec{\omega} - \vec{\nabla} \cdot (\vec{v}^0 \otimes \vec{\omega})$   
where:

$$\vec{\omega} = \frac{m_i}{B^2} \left( n \vec{\nabla}_{\perp} \phi + \frac{1}{Ze} \vec{\nabla}_{\perp} p_i \right) \quad \vec{\nabla} \cdot \vec{\omega} = \Omega \quad \text{so called vorticity}$$

- Shape of  $\phi$  equation :

$$\vec{\nabla} \cdot \left( \partial_t \left[ \frac{m_i n}{B^2} \vec{\nabla}_{\perp} \phi \right] + \sigma_{\parallel} \nabla_{\parallel} \phi \vec{b} \right) = RHS$$

- **Energy balance**  $\mathcal{E} = \frac{3}{2} n T + \frac{1}{2} m n v_{\parallel}^2$

$$[5] \quad \partial_t \mathcal{E} + \vec{\nabla} \cdot \left( \mathcal{E} \vec{v} + p v_{\parallel} \vec{b} + v_{\parallel} \vec{\Pi} \cdot \vec{b} + \vec{q} \right) = Z n e v_{\parallel} E_{\parallel} + v_{\parallel} R_{\parallel} + Q + S_{\mathcal{E}}^{iz+ex} \\ + \vec{\nabla} \cdot (m n v_{\parallel} \eta_{\perp} \vec{\nabla}_{\perp} v_{\parallel} + n \chi_{\perp} \vec{\nabla}_{\perp} T)$$



# The SOLEDGE3X implementation

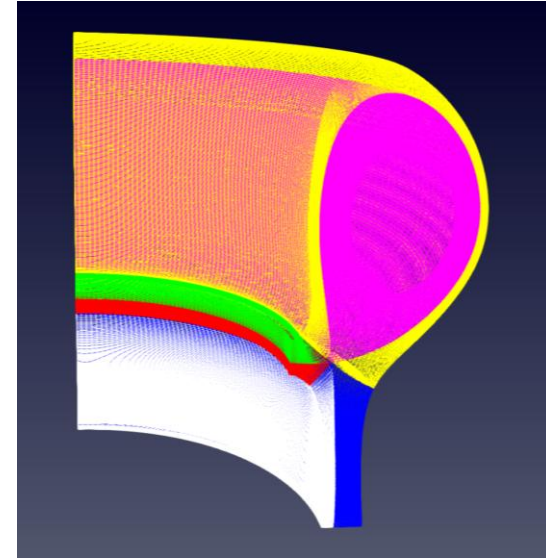
- Numerical scheme

- Finite volumes with multi-domain structured grid aligned with magnetic flux surfaces
- **Spatial discretization:**
  - Advection [ $\mathcal{A}$ ]: Donat & Marquina scheme [JCP 1996] + WENO interpolation
  - Parallel diffusion [ $\mathcal{D}_{\parallel}$ ]: Günter scheme [JCP 2005]
  - Perpendicular diffusion [ $\mathcal{D}_{\perp}$ ]: Sharma & Hammet scheme [JCP 2007]
- **Temporal discretization:** **Explicit** except parallel diffusion terms treated **implicitly**

$$\frac{X(t + \delta t) - X(t)}{\delta t} + \mathcal{A}(X(t)) + \mathcal{D}_{\parallel}(X(t + \delta t)) + \mathcal{D}_{\perp}(X(t)) = \mathcal{S}(X(t))$$

**Exception:** Electric potential equation mixing parallel Laplacian and perpendicular Laplacian treated both **implicitly** (3D problem – potential **bottleneck** for linear solvers):

$$\frac{1}{\delta t} \left( \mathcal{D}_{\perp}(\phi(t + \delta t)) - \mathcal{D}_{\perp}(\phi(t)) \right) + \mathcal{D}_{\parallel}(\phi(t + \delta t)) = \mathcal{S}(t)$$



# The SOLEDGE3X implementation

- Focus on electric potential equation

$$\frac{1}{\delta t} \left( \mathcal{D}_{\perp}(\phi(t + \delta t)) - \mathcal{D}_{\perp}(\phi(t)) \right) + \mathcal{D}_{\parallel}(\phi(t + \delta t)) = \mathcal{S}(t)$$

Anisotropic 3D Laplacian:  $\frac{1}{\delta t} \mathcal{D}_{\perp} \ll \mathcal{D}_{\parallel}$

- Near Neuman BC (ill-defined problem):

$$j_{\parallel}^{BC} = j^{sat} \left( 1 - \exp \left( \Lambda - \frac{\phi}{T_e} \right) \right) \rightarrow \nabla_{\parallel} \phi + \alpha \phi = \beta \quad \text{with } \alpha \ll 1$$

- Matrix of the problem poorly conditioned
  - Problem too big for direct solvers. Iterative solver are used  $\rightarrow$  need for a good preconditioner
- $\rightarrow$  Best solution found so far: Algebraic multigrid preconditioner combined with Krylov solver (GMRES, BiCGS)
- Implementation based on “on the shelf” libraries: PETSc with gamg preconditioner, HYPRE with BoomerAMG preconditioner, AGMG (ULB) – only CPU platform used so far, possible extension to GPU platform foreseen.





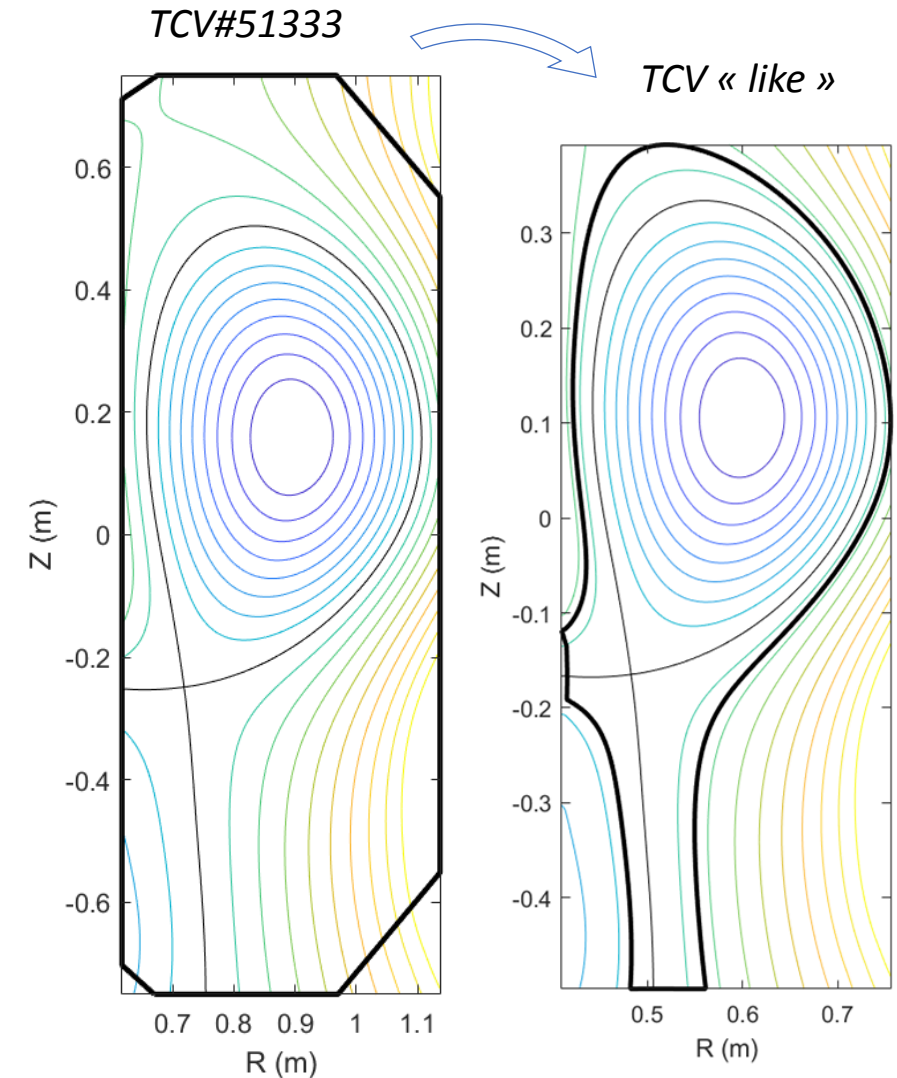
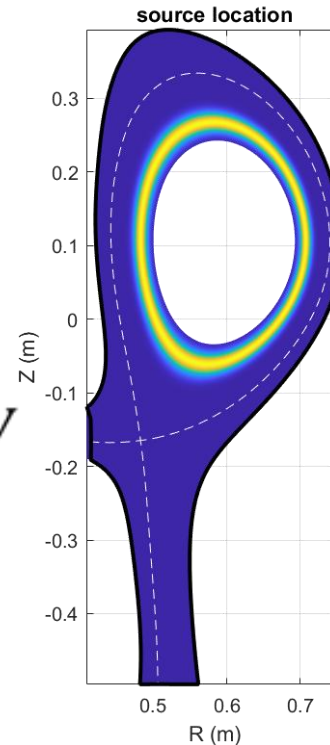
# Application to a TCV-like turbulent simulation

Purpose: test code ability to simulate turbulent plasma in divertor geometry including neutrals

- Equilibrium based on TCV#51333 (magnetic field rescaled by  $\frac{1}{2}$ )
- Wall geometry modified to fit a flux surface (to avoid potential artefacts due to a non-aligned wall – consequence: more closed divertor in the simulation)


Simulation setup:

- Pure D plasma with fluid neutrals
- Anomalous diffusivities set to  $10^{-2} m^2 s^{-1}$  (classical collisional level)
- Energy source at  $\frac{r}{a} \approx 0.75$   
Power scanned between  $50kW$  and  $200kW$
- Recycling on the wall set to 80%  
Gas puff in the midplane adjusted to get  $n_e \approx 10^{19} m^{-3}$  at the separatrix
- Parallel resistivity  $\times 10$  artificially

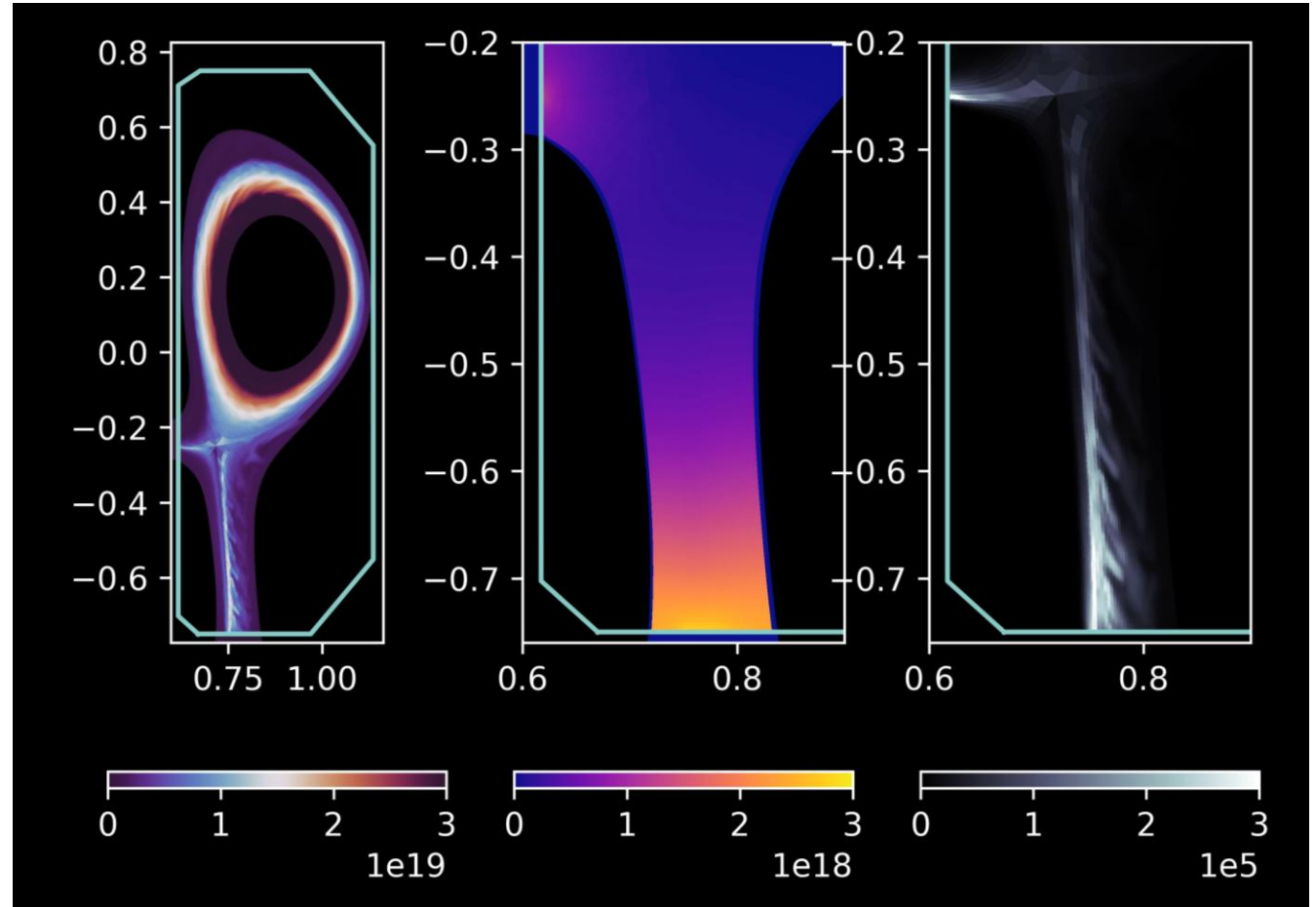


# Application to a TCV-like turbulent simulation

- Turbulence in high recycling regime is observed



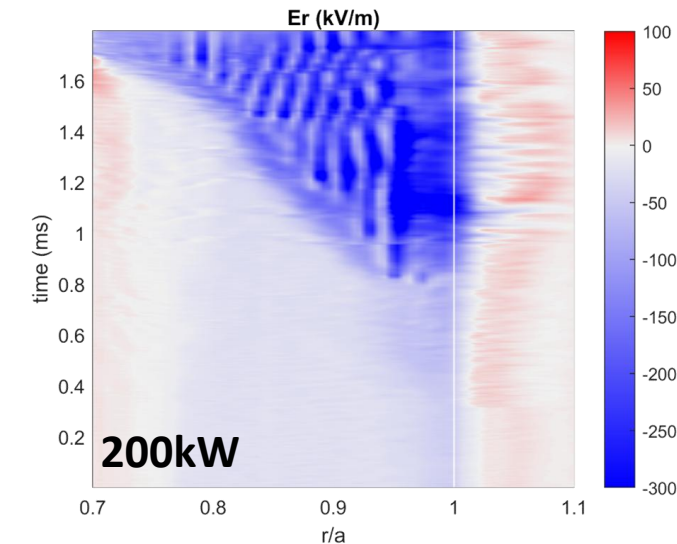
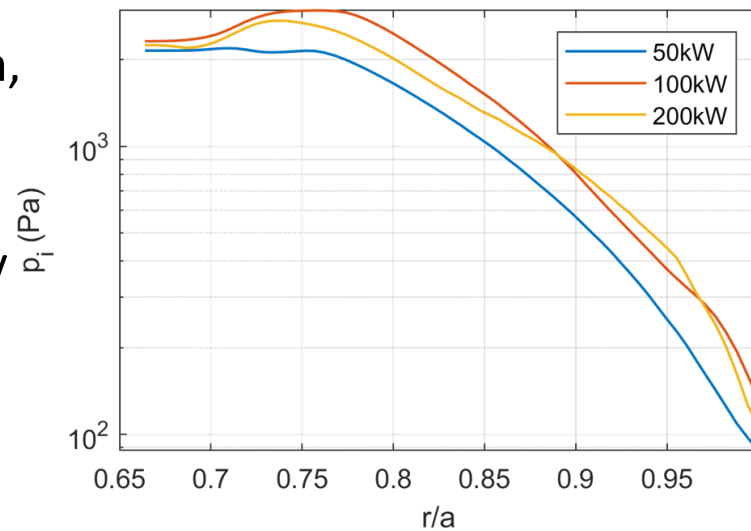
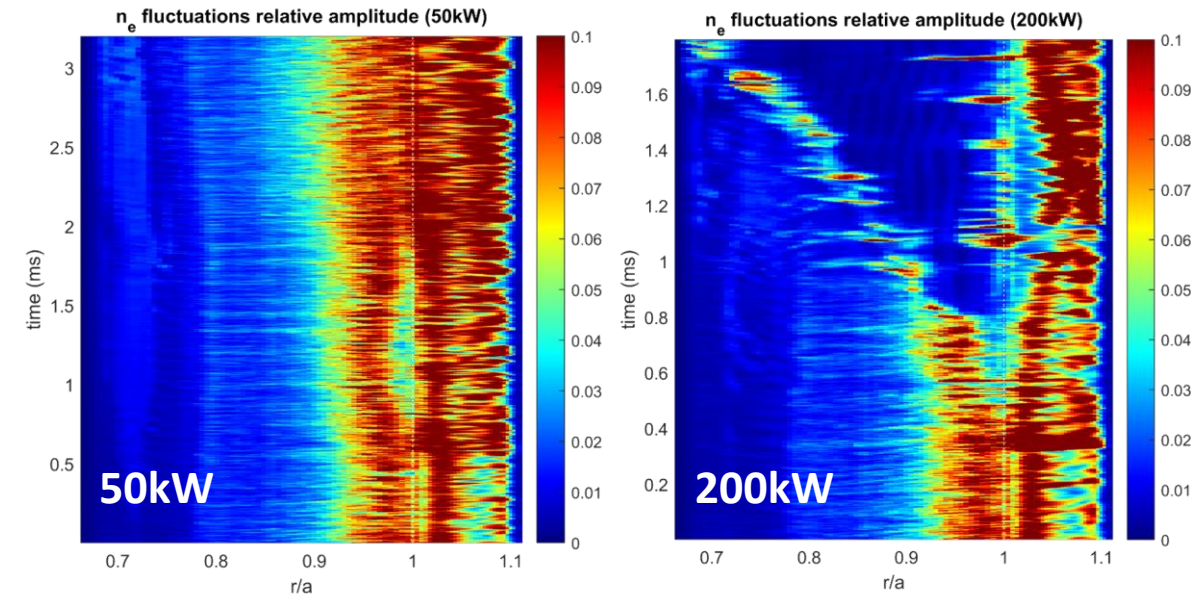
Left: Density in 3D showing filaments. Right: Poloidal map of electron density ( $/m^3$ ) + divertor zoom showing neutrals density ( $/m^3$ ) and Hydrogen radiation ( $W/m^3$ ).



# Application to a TCV-like turbulent simulation

Evidence of turbulent suppression around the separatrix at high power

- Well developed turbulence at low power (50kW)  
Avalanches cross the separatrix
  - Reduction of fluctuation level around the separatrix at higher power (100kW and 200kW)
    - The “gap” propagates from separatrix inward
    - Associated with higher  $E \times B$  shear
    - Stationary zonal flows observed in the low turbulence region
  - Though, 1ms after turbulence reduction, no clear steepening in pressure profile
  - $E_r$  takes very high values: missing term to control plasma rotation? Ion viscosity effects
- [Sigmar & Helander, Zholobenko et al., PPCF 2021]

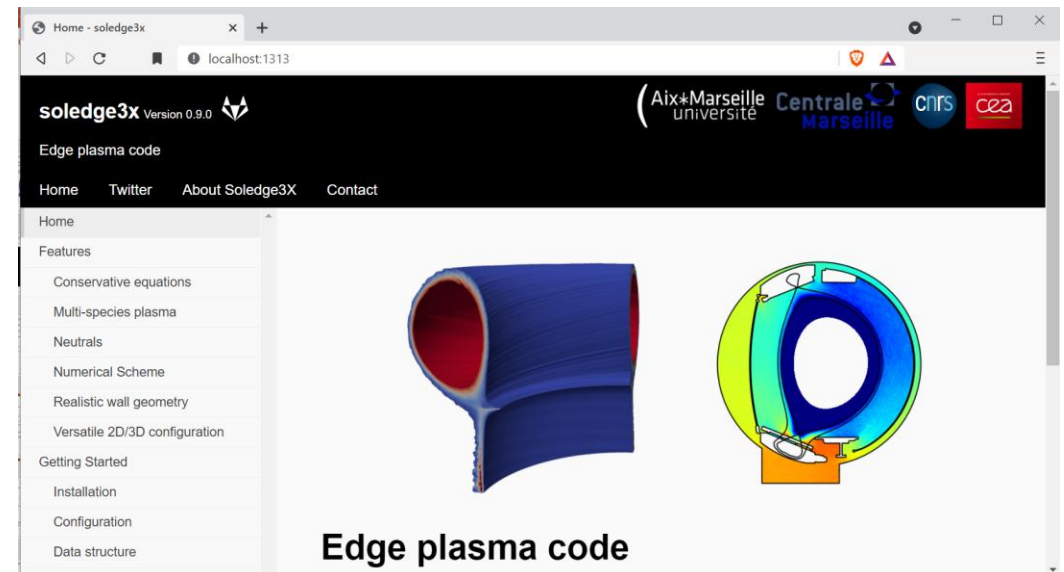




# Summary

- New SOLEDGE3X code enables 2D/3D transport and 3D turbulent simulations for multispecies plasma.
  - First application to power ramp on TCV like case including neutrals shows onset of turbulence reduction around separatrix at high power
    - Similar results with other codes: e.g. GBS [Giacomin et al., J. Plasma Phys., 2020]
- though ion viscosity effects on current balance missing (ill controlled plasma rotation)

- Missing terms to be implemented and simulations to be re-launched at higher resolution (now possible thanks to better strong and weak scaling with algebraic multigrid iterative solvers)
- More information on code website [www.soledge3x.com](http://www.soledge3x.com) (under construction)



# Drift waves

- Impact of missing polarisation drift in continuity equation
- Full model (B. Scott):

$$\omega = \omega_L = \frac{c_s}{\lambda_p} \frac{k_y \rho_s}{1 + k_{\perp}^2 \rho_s^2} \quad \gamma = C \frac{\omega_L^2}{k_{\parallel}^2} \frac{k_{\perp}^2 \rho_s^2}{1 + \Gamma k_{\perp}^2 \rho_s^2}$$

- Without  $v_{pola}$  (linear analysis of the system  $n, j_{\parallel}, \phi, u_{\parallel}$ )

$$\omega = \omega_L = \frac{c_s}{\lambda_p} k_y \rho_s \quad \gamma = C \frac{\omega_L^2}{k_{\parallel}^2} k_{\perp}^2 \rho_s^2$$

- Wrong drift waves at the  $\rho_s$  scale. For scale smaller than  $\rho_s$ , drift growth over estimated. Though, sub Larmor radius scales not really look at or even resolved  $\rightarrow$  filtering

# The SOLEDGE3X implementation

- Status of implementation:
  - ✓ Code runs routinely in 2D transport and 3D turbulent. 3D transport simulations with non-axisymmetric wall OK.
  - ✓ **Neutrals:** fluid model OK in 2D and 3D, EIRENE 2D transport only for now
  - ✗ **Missing term:** polarization velocity not included in particle, parallel momentum and energy transport
  - ✗ **Missing term:** Drift and current associated to stress tensor divergence (ion viscosity)