



HAL
open science

**Flux driven pedestal formation above a certain source
Flux driven pedestal formation in tokamaks: Turbulence
simulations validated against the isotope effect**

C Bourdelle, G de Dominicis, G Fuhr, P Beyer, L Chôné, F Cianfrani, G L Falchetto, X Garbet, Y Sarazin

► **To cite this version:**

C Bourdelle, G de Dominicis, G Fuhr, P Beyer, L Chôné, et al.. Flux driven pedestal formation above a certain source Flux driven pedestal formation in tokamaks: Turbulence simulations validated against the isotope effect. FEC 2020 - 28th IAEA Fusion Energy Conference, May 2021, E-Conference, France. . cea-03467720

HAL Id: cea-03467720

<https://cea.hal.science/cea-03467720>

Submitted on 6 Dec 2021

HAL is a multi-disciplinary open access archive for the deposit and dissemination of scientific research documents, whether they are published or not. The documents may come from teaching and research institutions in France or abroad, or from public or private research centers.

L'archive ouverte pluridisciplinaire **HAL**, est destinée au dépôt et à la diffusion de documents scientifiques de niveau recherche, publiés ou non, émanant des établissements d'enseignement et de recherche français ou étrangers, des laboratoires publics ou privés.

C. Bourdelle¹, G. De Dominicis¹, G. Fuhr², P. Beyer², L. Chôné³, F. Cianfrani², G. L. Falchetto¹, X. Garbet¹, Y. Sarazin¹

¹ CEA, IRFM, F-13108 St-Paul-Lez-Durance, France

² CNRS, Aix-Marseille Univ., PIIM UMR7345, Marseille, France

³ Department of Applied Physics, Aalto University, Espoo, Finland

clarisse.bourdelle@cea.fr

Ingredients for realistic L mode edge modelling

Key players for realistic L mode edge [Bourdelle NF2020]:

- Turbulence drive resistive Drift Waves on which larger β has a destabilizing impact [Bonanomi NF2019, De Dominicis NF2019]

- $\vec{E} \times \vec{B}$ shear, key in formation of the edge transport barrier [Burrell PoP 2020], incl. neoclassical friction and realistic SOL E_r or at least realistic LCFS value for E_r

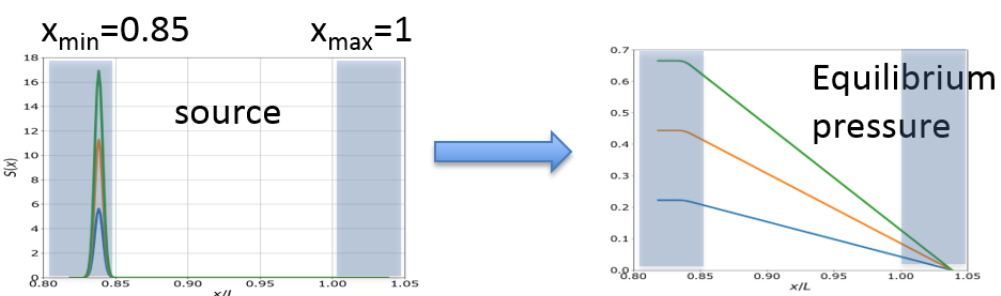
First self-consistent pedestal formation in 3D non-linear fluid flux-driven simulation including the following critical physical ingredients:

- 1) resistive electromagnetic Drift Waves and ballooning modes
- 2) E_r accounting for neoclassical friction on $V_\theta(v^*)$ with realistic L mode edge v^* from banana to Pfirsch-Schlüter regimes

As in experiments, the pedestal forms above a certain power threshold. As in experiments, this power threshold is lower for Tritium plasmas than for Deuterium plasmas.

So far, flux driven pedestal formation in electrostatic: EMEDGE3D [Chôné PoP2014] and BOUT++ [Park PoP2015] and here electromagnetic EMEDGE3D [DeDominici, ArXiv2019]. **More flux driven fluid codes should explore!!**

Fluid flux driven concentric circular torii without SOL



EMEDGE 3D [Fuhr PRL2008, De Dominicis NF 2019]

Charge and energy conservation,

Pressure $\propto T$, i.e. iso-density

Ohm's law

including electromagnetic and diamagnetic effects

E_r such that 0 at LCFS and with neoclassical friction on V_θ

E_r force balance, role of V_θ in L mode edge

Example at JET [Hillensheim PRL 2016]

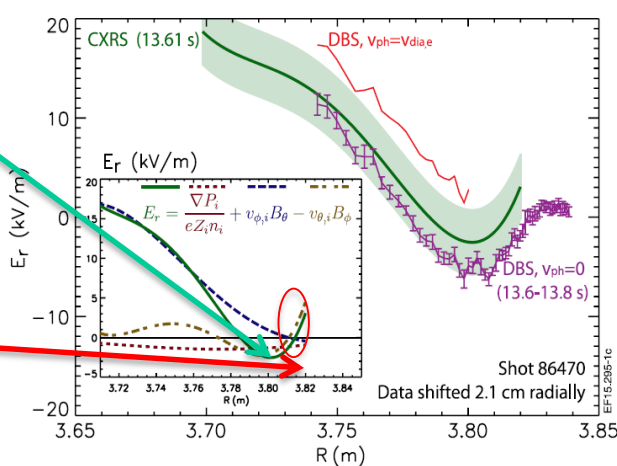
$\frac{\nabla P_i}{Z_i n_i}$ a good proxy for $\min(E_r)$ see AUG

[CavedonNF2020]

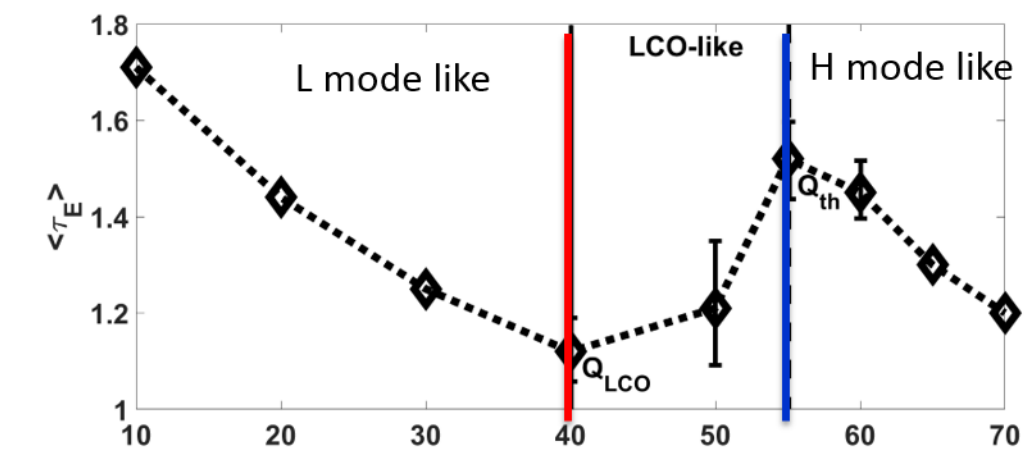
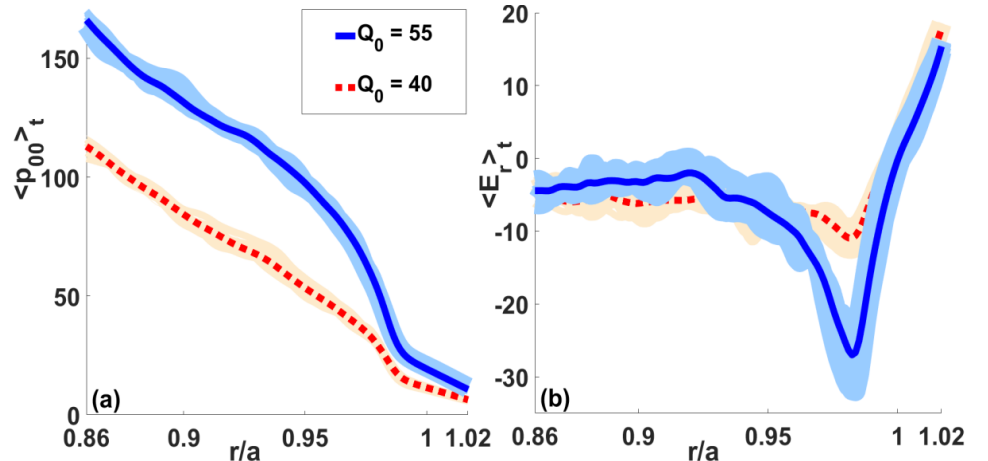
But... from $\min(E_r)$ to the LCFS $V_\theta(v^*)$ with v^* from banana to P-S!

$$v_{\theta i} = k_i \frac{\nabla_r T_i}{e B_\phi}$$

$$k_i = \left(\frac{1.17 - 0.35 v_{i*}^{1/2}}{1 + 0.7 v_{i*}^{1/2}} - 2.1 v_{i*}^2 \epsilon^3 \right) \frac{1}{1 + v_{i*}^2 \epsilon^3}$$



Flux driven pedestal formation above a certain source



In nonlinear simulation:

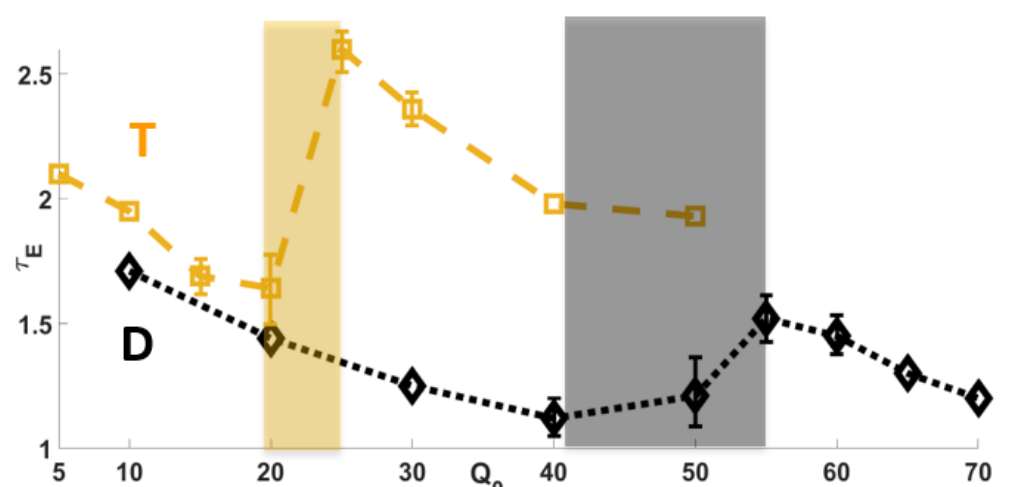
$\tau_{E \times B} > \tau_{turb}$ i.e. $\gamma_E < \gamma_{turb}$

$\gamma_E > \gamma_{turb}$

T_{e0} (eV)	n_0 (m^{-3})	B_0 (T)	$\frac{R}{L_p}$	q
50	$2.5 \cdot 10^{19}$	1	58	$2.5 \rightarrow 3.5$

[DeDominici, ArXiv2019]

flux driven pedestal formation captures isotopic effect



A lower power threshold in T compared to D

$Q_{th} \sim \frac{1}{A^\alpha}$ with $\alpha \approx 1.8 \pm 0.6$

[DeDominici, ArXiv2019]

D to T: correlation length λ_{turb} similar

Correlation time

τ_{turb} higher in T vs D

due to higher mass

Hence weaker

turbulence drive in T

