



HAL
open science

Green recycling methods to treat lithium-ion batteries E-waste: A circular approach to sustainability

Joseph Jegan Roy, Saptak Rarotra, Vida Krikstolaityte, Kenny Wu Zhuoran,
Yang Dja-Ia Cindy, Xian Yi Tan, Michael Carboni, Daniel Meyer, Qingyu
Yan, Madhavi Srinivasan

► **To cite this version:**

Joseph Jegan Roy, Saptak Rarotra, Vida Krikstolaityte, Kenny Wu Zhuoran, Yang Dja-Ia Cindy, et al..
Green recycling methods to treat lithium-ion batteries E-waste: A circular approach to sustainability.
Advanced Materials, 2021, 34 (25), pp.2103346. 10.1002/adma.202103346 . cea-03374498

HAL Id: cea-03374498

<https://cea.hal.science/cea-03374498v1>

Submitted on 2 Oct 2024

HAL is a multi-disciplinary open access archive for the deposit and dissemination of scientific research documents, whether they are published or not. The documents may come from teaching and research institutions in France or abroad, or from public or private research centers.

L'archive ouverte pluridisciplinaire **HAL**, est destinée au dépôt et à la diffusion de documents scientifiques de niveau recherche, publiés ou non, émanant des établissements d'enseignement et de recherche français ou étrangers, des laboratoires publics ou privés.

Green recycling methods to treat lithium-ion batteries E-waste: a circular approach to sustainability

Roy, Joseph Jegan; Rarotra, Saptak; Krikstolaityte, Vida; Wu, Kenny Zhuoran; Yang, Cindy Dja-la; Tan, Xian Yi; Carboni, Michael; Meyer, Daniel; Yan, Qingyu; Srinivasan, Madhavi

2021

Roy, J. J., Rarotra, S., Krikstolaityte, V., Wu, K. Z., Yang, C. D., Tan, X. Y., Carboni, M., Meyer, D., Yan, Q. & Srinivasan, M. (2021). Green recycling methods to treat lithium-ion batteries E-waste: a circular approach to sustainability. *Advanced Materials*.
<https://dx.doi.org/10.1002/adma.202103346>

<https://hdl.handle.net/10356/156209>

<https://doi.org/10.1002/adma.202103346>

This is the peer reviewed version of the following article: Roy, J. J., Rarotra, S., Krikstolaityte, V., Wu, K. Z., Yang, C. D., Tan, X. Y., Carboni, M., Meyer, D., Yan, Q. & Srinivasan, M. (2021). Green Recycling Methods to Treat Lithium-Ion Batteries E-Waste: A Circular Approach to Sustainability. *Advanced Materials*, which has been published in final form at <https://doi.org/10.1002/adma.202103346>. This article may be used for non-commercial purposes in accordance with Wiley Terms and Conditions for Use of Self-Archived Versions.

1
2 **Green recycling methods to treat lithium-ion batteries e-waste: A**
3 **circular approach to sustainability**
4
5

6 Joseph Jegan Roy^{1#}, Saptak Rarotra^{1#}, Vida Krikstolaityte¹, Kenny Wu Zhuoran¹, Yang Dja-
7 Ia Cindy¹, Xian Yi Tan², Michael Carboni³, Daniel Meyer³, Qingyu Yan,^{1,2,*}Madhavi
8 Srinivasan^{1,2,*}
9

10 ¹ Energy Research Institute @ NTU (ERI@N), SCARCE Laboratory, Nanyang Technological
11 University, Singapore 637459

12 ² School of Materials Science and Engineering, Nanyang Technological University (NTU)
13 50 Nanyang Avenue, Singapore 639798 (Singapore)

14 ³ Université de Montpellier, CEA, CNRS, ENSCM; UMR 5257 (ICSM) BP 17171, 30207
15 Bagnols-sur-Cèze Cedex, France

16
17 # Joseph Jegan Roy and Saptak Rarotra contributed equally to this work
18

19 *Corresponding Authors:

20 Prof. Q. Yan, Prof. M. Srinivasan

21 School of Materials Science and Engineering

22 Nanyang Technological University (NTU) 50 Nanyang Avenue, Singapore 639798

23 **E-mail: alexyan@ntu.edu.sg, madhavi@ntu.edu.sg**
24
25
26
27
28
29
30
31
32
33

34 **Abstract:**

35 E-waste generated from end-of-life spent lithium-ion batteries (LIBs) is increasing at a
36 rapid rate owing to the increasing consumption of these batteries in portable electronics,
37 electric vehicles, and renewable energy storage worldwide. On the one hand, landfilling and
38 incinerating LIBs e-waste poses environmental and safety concerns owing to their constituent
39 materials. On the other hand, scarcity of metal resources used in manufacturing LIBs and
40 potential value creation through the recovery of these metal resources from spent LIBs has
41 triggered increased interest in recycling spent LIBs from e-waste. State of the art recycling of
42 spent LIBs involving pyrometallurgy and hydrometallurgy processes generates considerable
43 unwanted environmental concerns. Hence, alternative innovative approaches towards the
44 green recycling process of spent LIBs are essential to tackle large volumes of spent LIBs in an
45 environmentally friendly way. This review focuses on such evolving techniques for spent
46 LIBs recycling based on green approaches, including bioleaching, waste for waste approach,
47 and electrodeposition. Furthermore, we discuss ways to regenerate strategic metals post-
48 leaching, efficiently re-process extracted high-value materials, and reuse them in applications
49 including electrode materials for new LIBs. This review highlights the concept of "circular
50 economy" through closed-loop recycling of spent LIBs achieved through green-sustainable
51 approaches.

52

53

54 **Keywords:** Battery e-waste, recycling, electrodeposition, bioleaching, Circular economy,
55 Metal-organic framework (MOF)

56

57

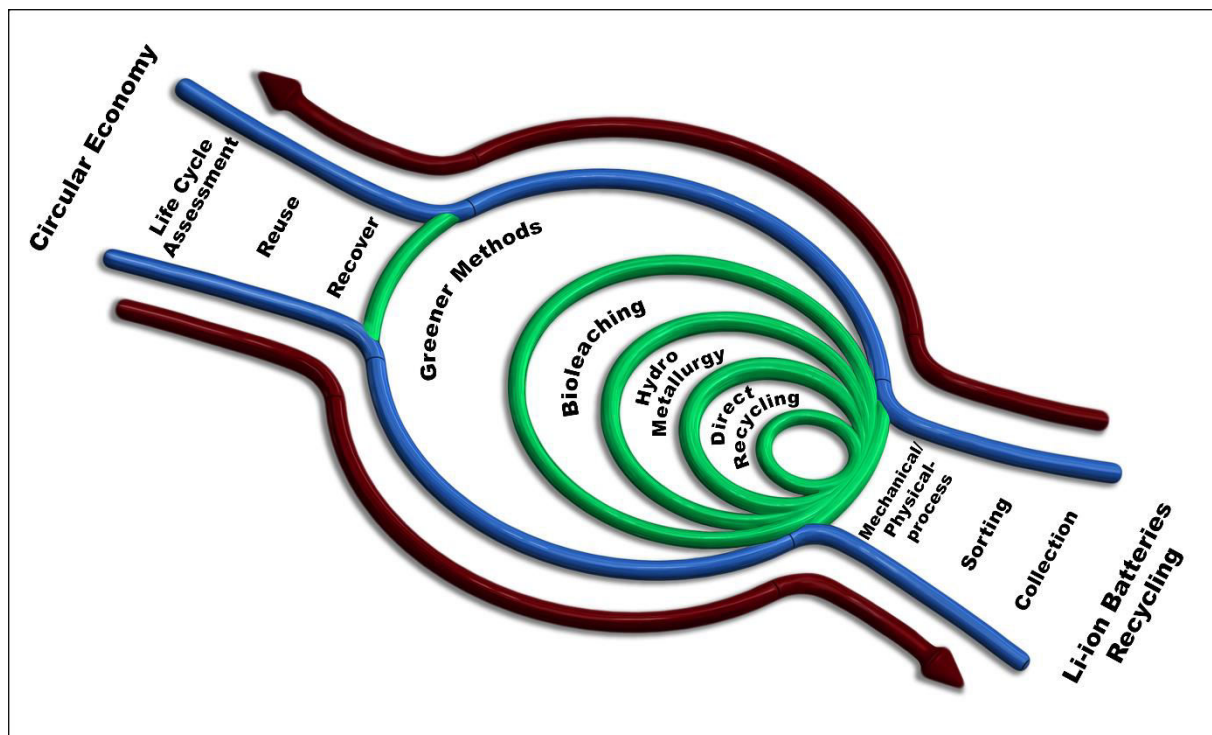
58

59

60

61
62
63
64

Abstract Graphics



65
66
67

Table of Content

- 1 Introduction
- 2 Lithium-ion batteries types and pre-treatment
- 3 Greener Recycling Approaches
 - 3.1 Biorecovery
 - 3.1.1 Microbes used in Biorecovery Process
 - 3.1.1.1 Bacteria for LIBs biorecovery
 - 3.1.1.2. Fungi for LIBs biorecovery
 - 3.1.2 Factors affecting the biorecovery process
 - 3.1.3 Enhancing leaching efficiency in biorecovery process
 - 3.2 Food waste-enabled waste for waste (W4W) leaching approaches
 - 3.2.1. Pre-treatment of food waste
 - 3.2.2 Different food wastes employed for spent LIBs recycling
 - 3.2.2.1 Tea and plant waste
 - 3.2.2.2 Grape seed waste
 - 3.2.2.3 Orange peel waste
 - 3.2.3 Food waste-derived reducing agents
 - 3.2.3.1 Glucose
 - 3.2.3.2 Ethanol
 - 3.3 Electrochemical Approaches
 - 3.3.1. Electrochemically assisted hydrometallurgical processes

- 3.3.1.1. Electrochemically-assisted leaching/leaching solution generation
- 3.3.1.2. Metal recovery by electrochemical approaches
 - 3.3.1.2.1 Metal compatibility in electrochemical recovery
 - 3.3.1.2.2 Critical factors for metal electrodeposition
- 3.3.2 Alternative applications of electrochemically recovered metal compounds
- 3.4 Ionic liquids and Deep Eutectic Solvents
- 4 Regeneration of Materials from spent LIBs
 - 4.1 Metal recovery from green leaching process
 - 4.2 Regeneration of battery cathode materials
 - 4.2.1 Regeneration of NMC
 - 4.2.2 Regeneration of LiCoO₂
 - 4.2.3 Regeneration of LiFePO₄
- 5 Reusability
 - 5.1 Reusability of cathode materials from green recycling process
 - 5.2 Reusability of graphite from green recycling process
 - 5.3 Reusability as Metal-Organic Frameworks (MOFs)
 - 5.4 Waste Combination
- 6 Conclusion and prospects
 - 6.1 Bioleaching for battery recycling
 - 6.2 Food waste enabled battery recycling
 - 6.3 Electrochemical battery recycling
 - 6.4 Reusability of battery waste

68 **Abbreviations:**

SS	Stainless steel
Pb-8 Sb	Impure Sb, containing up to 8% Pb
SCE	Saturated calomel electrode
RT	Room temperature
RE	Reference electrode
CE	Counter electrode
WE	Working electrode
SOFC	Solid oxide fuel cells
CAM	Cathode active material
ILs	Ionic liquids

W4W	Waste for Waste
EVs	Electric vehicles
LIBs	Lithium-ion batteries
FVW	Fruit and Vegetable Waste
LCO	Lithium cobalt oxide
LMO	Lithium Manganese oxide
NMC	Lithium Nickel manganese cobalt oxide
OP	Orange peel
E-waste	Electronic waste
ORP	Oxidation-reduction potential

69 **1. Introduction**

70 Advances in electric vehicles (EVs), portable electronic devices, and renewable grid
71 energy storage systems have increased the demand for lithium-ion batteries (LIBs) with
72 higher energy storage capacities, faster charging capabilities, and increased cycle life. [1-4]
73 Global lithium-ion battery market is estimated to reach \$95 billion by 2025, with an expected
74 compound annual growth rate (CAGR) of around 16% that is forecasted to lead to around 11
75 million metric tons of spent LIBs waste generated by 2030. [5] The volume of discarded/spent
76 LIBs is predicted to rise by 59 % from 10,700 tons in 2012 to 464,000 tons in 2025. [6]
77 Presently, less than 6% of spent LIBs waste are recycled worldwide, while most of them end
78 up in landfills posing environmental concerns as these spent LIBs consist of toxic metals (Co,
79 Mn, Ni) and flammable electrolytes that may react with water releasing harmful gases. [7-9]
80 These piles of spent LIBs also represent valuable secondary resources of critical elements
81 (such as lithium, manganese, cobalt, nickel, etc) that are of geopolitical supply risk fuelled by
82 their growing demand in new LIBs production. Interestingly, the constituents elements

83 employed in LIB manufacturing are only abundant and mined in selected geographical
84 locations worldwide. For instance, the Republic of Congo produces about 60% of the world's
85 cobalt, Australia and Chile produce 80% of lithium, and China produces 70% of graphite.[10]
86 However, these critical elements can potentially be recovered from spent LIBs, thus avoiding
87 the depletion of finite resources and reducing over-reliance on classical mining to maintain the
88 supply chain.[6-9] Recycling of spent LIBs waste, on the one hand, would reduce and/or
89 eliminate potential environmental impacts and, on the other hand, would recover and reuse
90 valuable metal recycling of resources, thus promoting a circular economy approach based on
91 sustainable LIBs development industries.

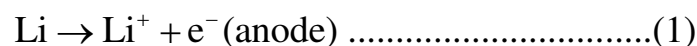
92 State-of art industrial processes for spent LIBs recycling are mainly based on (i) pyro-
93 metallurgy and/or (ii) hydrometallurgy approaches. Pyrometallurgy involves melting spent
94 LIBs at very high temperatures (>1000 degC) and recovering metal resources from the
95 remaining slag.[11] Pyrometallurgy is (i) energy/cost-intensive, (ii) leads to loss of metals in
96 slag, and (iii) involves hazardous gaseous emissions, thus not environmentally friendly.
97 Hydrometallurgy involves treating spent LIBs in concentrated corrosive acids to dissolve and
98 extracts metals. Hydrometallurgy operates at lower temperatures and offers higher metal
99 recovery efficiency than pyrometallurgy (Table 1). However, multiple complex treatment
100 steps and selectivity of strong acid reagents that lead to gaseous emissions and wastewater
101 production poses environmental concerns of hydrometallurgy. [12-17] In an effort to lower
102 the energy and environmental footprints, novel green recycling approaches towards spent
103 LIBs have been investigated to achieve higher recycling efficiency and reuse of critical
104 elements. This review presents a summary of greener and environmentally friendly recycling
105 approaches of spent LIB. We address the detailed assessment of battery recycling process
106 starting from pre-treatment, such as sorting, dismantling, and shredding of LIBs followed by
107 metal extraction processes from black mass and their regeneration and reusability.

108

109

110 **2. Lithium-ion batteries types and pre-treatment**

111 Primary non-rechargeable lithium batteries consist of lithium metal anode and metal
 112 oxide cathode in which the following chemical reactions occur at the anode (Equation 1) and
 113 MnO₂ cathode (Equation 2)

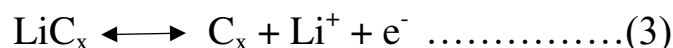


114



115 Secondary rechargeable lithium-ion batteries consist of lithium containing oxide as a
 116 cathode, graphite anode, and lithium salt in an organic solvent as electrolyte. During charging
 117 of these batteries, lithium is removed (deintercalated) from the cathode (LiCoO₂) and inserted
 118 (intercalated) into graphite anode. While discharging, the reverse reaction process takes place
 119 reversibly, as shown in Equation 3, 4. [18-19] The lithium-ion moves in the electrolyte within
 120 the cell, and the electron moves in the external circuit, providing current.

121



122



123 There are different types of lithium-ion batteries based on the constituent cathode,
 124 anode, and electrolyte materials. The most commercially used anode is graphite and lithium
 125 titanate. The electrolyte typically is a mixture of lithium containing salts (such as lithium
 126 hexafluoro phosphate, LiPF₆) dissolved in organic carbonates (such as ethylene carbonate or
 127 diethyl carbonate) as solvent. The cathode is generally made up of three classes of materials: a
 128 layered oxide (e.g., LiCoO₂, LiNi_{0.3}Mn_{0.3}Co_{0.3}O₂), a polyanion (e.g., LiFePO₄), or a spinel
 129 (e.g., LiMn₂O₄). The physio-electro properties of different LIB types are described in Table 2.
 130 [22-25] Depending on the applications, there are different form factors of LIBs such as
 131 cylindrical, prismatic, and pouch configurations that employ various packaging materials.

132 Efficient recycling processes should address the recovery, recycling, and reuse of these
133 packaging materials. Some parameters that should be considered when employing LIBs for
134 various applications include capacity, power, voltage, charging and discharging rates, cost,
135 life span, safety, and environmental impact. Currently, LIBs have capacities ranging from 550
136 mAh to 2.5 Ah for portable and stationary applications and up to 45 Ah or higher for high
137 power and energy applications. [18-22] With the advancements in LIBs, numerous innovative
138 approaches have been developed for newer positive (cathode) and negative (anode) electrode
139 and electrolyte materials. Hence, recycling processes that are being developed should be able
140 to accommodate these variations in the LIBs constituent chemistry to be able to recover
141 materials efficiently.

142 Recycling of LIBs consists of several pre-treatment steps such as sorting, discharging,
143 dismantling, shredding, mechanical-physical process of separation followed by metal
144 extraction, metal recovery, metal reuse. The waste LIBs collected are manually sorted, and
145 fully discharged to <0.5V using a salt solution in the preliminary pre- treatment step to
146 prevent any fire or explosion risk during the shredding process. Mechanical shredding of
147 spent LIBs consists of crushing and shredding LIBs using duo-directional shredder blades in
148 an inert atmosphere purged with argon or nitrogen to break apart and shred the batteries with
149 the casing/packaging materials. The mechanical shredding process occurs in an inert
150 atmosphere to prevent the presence of oxygen during shredding, which might lead to lithium
151 reacting violently with oxygen leading to fire risk. The detailed pre-treatment process used in
152 our facility is shown in **Figure 1**. The shredded materials should be stored in a fume cupboard
153 or under exhaust suction to remove any toxic electrolyte and volatile organic compounds
154 (VOCs) after being collected from the drum at the bottom of the mechanical shredder. After
155 the drying process under exhaust, subsequent pre-treatment processes would include milling,
156 sieving, magnetic separation, froth flotation, or a combination of these processes would lead

157 to black mass powder. It is necessary to do fine grinding to reduce shredded battery materials
158 to near micron-sized particles to form black mass powder. Various green recycling approaches
159 are described in the following sections that are employed on extracted black mass powder
160 after pre-treatment steps to extract and leach out elements. Pre-treatment steps affect the
161 quality and constituent of the black mass powder and can affect the metal recovery
162 efficiencies in the following green recycling approaches.

163

164 **3. Greener Recycling Approaches**

165 **3.1. Bioleaching**

166 Bio-hydrometallurgy, as a green technology, is a promising method for metal
167 extraction from spent LIBs, printed circuit boards (PCBs), and other e-wastes. [26-28] The
168 bio-hydrometallurgical process has attracted great attention recently because it is a cost-
169 efficient and eco-friendly alternative to conventional processes such as pyrometallurgy and
170 hydrometallurgy.[29, 30] The extraction of metals from secondary sources such as ores,
171 concentrates and recycled or waste materials using microbes, such as bacteria, fungi, and
172 archaea, is called “bioleaching or bio-hydrometallurgy.” Chemistry, biology, and
173 metallurgical phenomenon are all involved in this interdisciplinary extraction process.[31- 33]
174 Bioleaching is used to extract and treat metals from ores and wastes, as well as for reducing
175 pollution and greenhouse gas emissions.[31-35] In the bioleaching process, microbes act as a
176 biocatalyst by producing lixivants (leaching agents) such as H_2SO_4 or organic acids through
177 their metabolism, which can dissolve the metals from their ores and secondary resources such
178 as LIBs, PCBs, and other e-wastes.[30] The bioleaching process comprises of various groups
179 of microbes, such as chemolithotrophic prokaryotes, heterotrophic bacteria, and fungi. For
180 many years, these microbes have been widely used to extract valuable metals (e.g., cobalt,
181 nickel, manganese, and copper) from ores and other secondary sources.[34, 36-40] In the

182 bioleaching process (explained in **Figure 2**), valuable metals are extracted from waste LIBs
183 by naturally existing biological microorganisms using their metabolic products.
184 Microorganism assisted dissolution and recovery of elements from spent LIBs has immense
185 potential as a green recycling technology because it is safe for the environment, has no
186 harmful gases emitted, has low operational costs and energy requirements. The aim of spent
187 LIB recycling employing a green bioleaching process is to extract the metal constituents from
188 them and reuse them in new LIBs, thus reducing battery waste and in that process reducing
189 exposure of LIB toxic constituents in the environment.

190 **3.1.1 Microbes used in Bioleaching Process**

191 Earlier, bioleaching systems were developed towards the recovery of metals from ores.
192 In the 1980s, the first commercial bioleaching facility was created to recover copper utilizing
193 acid-producing acidophilic bacteria such as *A. ferrooxidans* and *A. Thiooxidans*. [41] Later,
194 when the metal was covered with an intractable covering of metal sulfides, making cyanide
195 extraction difficult, bioleaching technology was used for gold mining. [42] Metal extraction
196 from spent batteries has been done using a bioleaching process since the late 1990s. Many
197 research publications on metal extraction from LIBs using a bioleaching technique have been
198 published since 2000 and reviewed in detail. [33,34,37,43] The microbes used in the
199 bioleaching process have evolved over the years and have been categorized into mesophiles
200 (below 40 °C), moderate thermophiles (45 °C – 70 °C), and thermophiles (70 °C or above)
201 and fungi (below 35 °C). [37] Bioleaching of spent LIBs can be performed either using single
202 or multiple microorganisms in combination (consortia) to experiment with the synergistic
203 effects.

204 *3.1.1.1 Bacteria for LIBs bioleaching*

205 The most extensively studied mesophilic bacteria in LIBs bioleaching are
206 *Acidithiobacillus ferrooxidans*, *Acidithiobacillus thiooxidans*, and *Leptospirillum*

207 *ferrooxidans*; moderate thermophilic microbes are sulfur-oxidizing *Acidithiobacillus caldus*,
208 and iron-oxidizing *Leptospirillum ferriphilum*. [30, 34, 44- 46] The bioleaching studies of
209 LIBs reported using single and mixed bacteria are shown in **Table 3**. The bioleaching process,
210 aided by the bacteria, converts the metal complex from an insoluble form into water-soluble
211 metals by bio-oxidation. During this process, the microbes gain energy by rupturing and
212 breaking LIBs wastes into their constituent metallic complexes. [47] Bioleaching of LIBs
213 using mesophilic bacteria is usually performed in acidic pH between 1 and 3, at almost room
214 temperatures of around 30-32 °C, where most of the metal ions are soluble in solution. One of
215 the critical parameters and challenges in the bioleaching process is the pulp density (w/v) or
216 referred as solid to liquid ratio (S/L ratio), which controls the viability of microbes in liquid
217 solution vs the amount of solid black mass from spent LIB. The bioleaching efficiency
218 decreases considerably with increasing solid content (S/L ratio) because of the alkaline nature
219 of the spent LIBs and toxic compounds, including electrolytes and binders. [31,32] As seen in
220 **Table 3**, varying the bacterial pulp density, 0.25-10%, results in different leaching efficiencies
221 of individual elements such as Li, Co, Ni, Mn.

222 3.1.1.2. Fungi for LIBs bioleaching

223 *Aspergillus niger*, *Penicillium simplicissimum*, and *Penicillium chrysogenum* are the
224 most studied fungi for bioleaching of LIBs (**Table 3**). [44, 48-59] Fungi-mediated bioleaching
225 of LIBs usually takes place at a near-neutral pH or alkaline, and the dissolution of the LIB
226 components increases the pH of the solution.[56] The fungi-mediated bioleaching is
227 performed by acidolysis, complexolysis (generation of organic acids), redoxolysis, and metal
228 dissolution occurs at near-neutral or alkaline conditions. The metabolites of organic acid form
229 a complex with metallic components, and the resulting complex has low toxicity.[49,50]
230 Fungi-based bioleaching requires carbon-based primary nutrients such as glucose and sucrose
231 into the leaching solution. Alternatives carbon-based sources such as food-processing wastes,

232 potato processing waste, and sugarcane bagasse have been supplemented as primary nutrients
233 and studied. [51,54] Bacteria-based bioleaching has been successfully demonstrated at higher
234 pulp density (10%) as compared to fungi-based (2%) bioleaching Table 3.

235

236 **3.1.2 Factors affecting the bioleaching process**

237 The potential of microorganisms and chemical composition of spent LIBs waste
238 determines the bioleaching process' leaching efficiency. The kinetics of the bioleaching
239 process can be improved by optimizing the microbe's growth conditions, including
240 temperature, pH, redox potential, O₂, and CO₂ supply, growth nutrients, metal toxicity, and
241 pulp density. [34]

242 The microbial growth depends on the specific nutrient and their dosages.
243 Concentration and dose of nutrients and microbes are essential to produce metabolites, which
244 are associated with the metal solubilization of LIBs. *A. ferrooxidans* utilize ferrous salts as
245 their major nutrition for the production of biogenic sulphuric acid and Fe³⁺ ions, and *A.*
246 *thiooxidan* needs elemental sulfur. Fungi, on the other hand, require sucrose or glucose as a
247 carbon source, which can be replaced with cost-effective alternatives such as food processing
248 wastes, potato processing waste, and sugarcane bagasse.[48, 55, 56] An adequate amount of
249 oxygen supply (1%-10%) is also required for the optimal growth and function of the
250 microorganism, which can be attained by various methods, including aeration, stirring, or
251 shaking.[57,58] However, at high pulp densities, the aeration may be less due to limited air
252 penetration caused by the high viscosity of the solution, thus decreasing the leaching
253 efficiency. Microbes are well grown in an optimum pH condition to produce their metabolites.
254 The *Acidiophilic* bacteria's optimal pH is in the range of 1.5 – 2.5.[34, 45-46, 55] The ideal
255 pH for *A. niger* mediated bioleaching is around 5.0 [49,54]. The oxidation/reduction potential
256 (ORP) is also an important and crucial factor in ferric sulfate-mediated bioleaching, mainly

257 determined by the $\text{Fe}^{3+}/\text{Fe}^{2+}$ redox couple. Here, high concentrations of Fe^{3+} indicate high
258 potentials.[59,60] The ORP during the bioleaching process can be controlled by using
259 chemical reductants or controlling the oxygen supply. When ferrous ions oxidize into ferric
260 ions during bacterial growth, the redox potential rises; however, it drops dramatically in the
261 first few days of LIB bioleaching and decreases even more at high pulp densities (S/L). [60-
262 64] So far, there is no study on the optimal ORP range for increasing metal leaching
263 efficiency in LIB bioleaching. The bioleaching efficiency can also be enhanced by carrying
264 out the process at the microorganism's optimal temperature. The optimal temperature range
265 for the acidophilic bacteria is between 28 and 30 °C. The majority of the fungi-mediated
266 bioleaching has been carried out at 30 °C. Although higher temperatures help to improve the
267 kinetics of the bioleaching process, they can also decrease microbial viability. To enhance
268 the leaching efficiency, moderately thermophilic and thermophilic bacteria can be utilized at
269 their optimal temperature.[50, 57,58, 65,66] Different microbes have different sensitivity to
270 metal tolerance; however, at high pulp densities (S/L ratio), the metal toxicity is high; thus,
271 the metal dissolution is slower due to reduced microbial activity. When LIB bioleaching is
272 performed at high pulp densities, the viscosity of the leaching media increases,
273 thus, decreasing dissolved oxygen and air supply to the microbe. The diffusion of oxygen into
274 the bottom of the leaching medium is reduced when the viscosity is high; this influences the
275 metabolism of the microorganisms, thus, reducing metal leaching efficiency. [34, 57,58]

276 The recovery of metals from LIB by the bioleaching process happens only through the
277 metabolites produced by the microorganism. The ability of acidophilic bacteria to produce
278 sulphuric acid and sustain the cyclic regeneration of Fe(III) ions, which can leach out various
279 metals from complex battery matrices and promote acidophile growth by stabilizing the pH of
280 the leaching medium, demonstrates the efficacy of bacterial bioleaching. On the other hand,
281 fungal bioleaching efficiency is entirely dependent on excreted organic acids, which utilize

282 the O₂/ H₂O redox pair to oxidize LIB metals by complexing with protonated metals. The
283 efficacy of various bioleaching systems by single bacteria, mixed bacteria, and fungi was
284 evaluated using the leaching percentage of different metals. Generally, the metals leaching
285 efficiency (amount of extracted metals) after the bioleaching process would be determined by
286 comparing the amount of metal leached from the black mass using aqua regia [62-64] solution
287 that is assumed to leach out and dissolve all the elements from spent LIB. The detailed
288 leaching efficiency of bacteria and fungi for various metals using the bioleaching process is
289 given in Table 3.

290 **3.1.3 Enhancing leaching efficiency in bioleaching process**

291 There are different ways to enhance the kinetics of the bioleaching process. The
292 addition of metal ions such as Ag⁺ (0.02 g/L) and Cu²⁺ (0.75 g/L) can enhance the leaching
293 efficiency by accelerating the electron transfer through the oxidation process and increasing
294 metal solubility by forming intermediate metal complexes that can be very soluble in
295 water.[67,68] The inhibitory as well as toxic effects of these metal ions on microorganisms
296 are challenging when using them in the bioleaching process. Thus, engineering the
297 microorganism to tolerate higher concentrations of metallic ions like Ag⁺ and Cu²⁺ is
298 necessary. Another approach is to employ ultrasound bioleaching or sono-bioleaching, which
299 improves the metal solubility by increasing the stirring at both macroscopic and microscopic
300 stages, therefore increasing the metabolic activities of microbes.[69] The microbial tolerance
301 against the metal toxicity at high pulp densities can be increased through the serial adaptation
302 of bacteria or fungi over a long period by increasing the pulp densities gradually. [49,70] The
303 adaptive microorganism is resistant to the toxic LIB components and can continue its growth
304 and activity during the bioleaching process. The microorganism can be used as a combination
305 of two or more species in the bioleaching process to increase the tolerance against high metal
306 toxicity to improve the leaching efficiency.[71-73] In the bioleaching of LIBs, a mixed culture

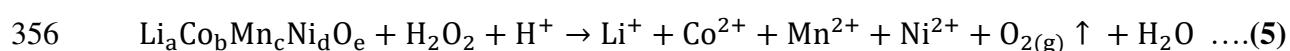
307 of iron-oxidizing-bacteria *A. ferrooxidans* and *L.ferriphilum* and sulfur-oxidizing bacteria
308 such as *A. thiooxidans*, *Alicyclobacillus* sp, and *Sulfobacillus* sp. have been employed.[64,70]
309 In our studies, increasing the production of bacterial metabolites such as biogenic sulphuric
310 acid and ferric ions in the culture medium could increase the leaching efficiency at high pulp
311 densities.[62-64] By genetically engineering microbe's, heavy metal resistance, acid
312 endurance, and Rubisco-free carbon fixation pathways, the tolerance against metal toxicity,
313 the fluctuating and challenging process conditions, and reduction in the time for metal
314 extraction can be improved.[74-76]

315 **3.2 Food waste-enabled waste for waste (W4W) leaching approaches**

316 Traditional hydrometallurgical methods heavily involve strong acids such as HCl,
317 HNO₃, and H₂SO₄, producing gaseous products that are ecologically detrimental. [77-79]
318 Therefore, the primary research focus over the past decade has been finding suitable
319 alternatives to replace the strong acids in the metal leaching process. Bioleaching described in
320 the previous section is one such alternative. Several other studies have employed weak
321 organic acids such as citric acid, malic acid, succinic acid, and tartaric acids to replace strong
322 acids in the metal leaching process. Such weak organic acids have been proven successful
323 with a competitive leaching performance (**Table 4**). Notably, with the assistance of 0.5-15
324 vol% H₂O₂, which serves as a reductant, the resulting H₂O₂-weak organic acid combination
325 can extract up to >95% of metals from spent LIBs waste. One of the drawbacks of weak acids
326 is the need to add H₂O₂ that has a concern owing to its explosive chemical status and
327 chemically unstable nature that has set the quest for greener alternatives to replace H₂O₂ in
328 this hydrometallurgy-based process. Trials on applying sodium thiosulfate (Na₂S₂O₃) and
329 sodium bisulfite (NaHSO₃) as a reducing agent in the LIB waste recycling process instead of
330 H₂O₂ have shown promises, in which ~ 50-90% of the Li, Co, Mn, Ni were retrieved from the
331 LIBs waste. [80,81] Nevertheless, the introduction of Na⁺ into the metals-containing leaching

332 lixiviant produces undesirable adverse effects on the final recovered metals and incur
333 additional operating steps and costs for the final product purification. Thus, searching for a
334 green reductant such as from food waste will have a far-reaching impact on the development
335 of sustainable close-looped recycling of spent LIBs.

336 Like LIBs waste, food waste has also increased exponentially on a global scale over
337 the last two decades. The EU's annual food waste production is estimated to be 123 kg per
338 person, and fruit and vegetable waste (FVW) accounts for ~ 60% of the total food waste. [82]
339 Unfortunately, the majority of the FVW ends up in landfills or incinerated. FVW contains a
340 wide range of reactive molecules, including dietary fibers, catechins, phenolic acids, and
341 flavonoids, and the current handling of FVW results in a significant waste of valuable
342 resources. [79] Recently, researchers have started investigating the possibility of using these
343 “unnoticed and under-utilized” food waste materials as a low-cost and sustainable green way
344 to recycle LIBs e-waste. Recent successes in using tea and plant wastes [79], grape seeds [83],
345 discarded orange peel [84], food waste-derived products like glucose [85] and ethanol [86] as
346 green reductants to effectively recover precious metals from LIBs waste have validated the
347 concept of waste for waste (W4W). **Figure 3** shows various types of food waste employed in
348 the recent progress on the food-waste enabled W4W approaches for recycling spent LIBs. The
349 lignocellulosic content, including cellulose and hemicellulose content, have been reported to
350 be critical for the efficient removal of metals using these various food waste types. [87,88]
351 The traditional H₂O₂-based reductive leaching process (**Equation 5**) of extracting metals from
352 spent LIBs is likely to cause occupational hazards and increase operational costs. In contrast,
353 the incorporation of food waste-based natural reductants into the metal leaching process
354 provides a safer and more cost-effective solution for recovering valuable metals sustainably
355 from the spent LIBs.



357 Where a, b, c, d, e, refer to the number of respective atoms present in the molecular formula of
358 the cathode in the spent LIBs. Note that the reaction is not balanced, and the value of a-d is
359 subject to change due to different types of cathode materials.

360 *3.2.1. Pre-treatment of food waste*

361 Pre-treatment of food waste is shown to be necessary to enable the breakdown of the
362 lignocellulosic structure and the release of reductants, including reducing sugars to use food
363 waste as a reductant in the LIBs recycling. There are three types of existing technologies for
364 pre-treating food waste: physical, chemical, and biological. [89] Physical pre-treatments are
365 commonly employed to reduce the size of food waste to enhance its reaction surface area and
366 reactivity. Ultrasonication, grinding, extrusion, and ball-milling are commonly employed
367 physical pre-treatments methods. In terms of industrial scale-up and applicability, grinding
368 and extrusion are highly recommended due to their ease of scale-up operation and efficiency.
369 Food waste is also reported to have been treated chemically or biologically after physical pre-
370 treatments for depolymerization, crystallinity reduction, and the production of reducing agents.

371 Chemicals such as acids (e.g., sulfuric acid, citric acid, etc.) and alkalis (e.g.,
372 potassium permanganate) have been used for cleaning, pre-treatment, and activation of food
373 waste. These involve higher temperature and pressure pre-treatment. Alternatively, ionic
374 liquids have also been employed that produce reducing molecules from food waste under
375 milder conditions as compared to acids and alkalis, albeit at a higher chemical cost. Biological
376 pre-treatments involve enzymatic reactions of food waste to convert them to reducing
377 molecules. Even though this approach is attractive in terms of low operation temperature, the
378 efficiency of this process is the least among the other above pre-treatment processes and
379 hence not widely used.

380

381 **3.2.2 Different food wastes employed for spent LIBs recycling**

382 3.2.2.1 *Tea and plant waste*

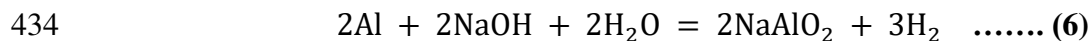
383 A sustainable hydrometallurgical process for effective metal leaching from spent
384 lithium cobalt oxide (LCO) batteries employed tea and plant waste as reductants by Chen et al.
385 [79] In this work, the collected LCO battery waste was subjected to multiple pre-treatment
386 steps to separate the cathodes from anodes, separators, metallic current collectors (i.e., Cu and
387 Al), preceding to the subsequent metal leaching experiments (**Figure 4**). After drying the tea
388 and plant (*Phytolacca Americana* branch) waste that was mineralized and used for the
389 leaching without any prior chemical modifications. [79] When the leaching efficiency of
390 metals (such as Li and Co) in the presence of tea/plant waste or H₂O₂ as a reducing agent was
391 compared, the leaching performance of tea/plant waste was found to be comparable to that of
392 H₂O₂. This is because the mass of reducing molecules was comparable, indicating that these
393 two waste materials could be used as a replacement for H₂O₂. After careful analysis of the
394 impact of multiple parameters such as time, temperature, reductant amount, acidity, pulp
395 density on the leaching performance of tea/ plant waste; 80%-99% of the metals could be
396 leached out at the optimal working conditions: 80 min, 70 °C, 2.0 M citric acid, reductant
397 dosage 0.6 g/g, and pulp density 50 g/L). Around 93% of Li and 98% of Co were precipitated
398 by adding phosphoric acid and oxalic acid after the leaching process. The recovered Li₃PO₄
399 and CoC₂O₄ after precipitation had a purity of > 98%. Another study confirmed the concept of
400 using tea waste as a green reductant to extract valuable metals from spent LIBs, where 2 M
401 H₂SO₄ aided with tea waste powder was effectively leached out 100% of Li, Ni, Mn, and 90%
402 of Co from the mixed spent LIBs.[90] The optimal condition for the above leaching process
403 was found to be: 120 min, 90 °C, tea waste dosage 0.3 g/g, at a pulp density of 50 g/L. Further
404 analysis by XRD, SEM, and FTIR confirmed and demonstrated the successful dissolution of
405 the cathode materials.

406 A possible working mechanism for tea/ plant waste was proposed. Tea/plant waste is
407 considered a rich source of lignocellulose and polyphenols (e.g., catechins), and these
408 saccharides and polyphenols can be used as potential reducing agents to accelerate metal
409 dissolution. It is known that cellulose and hemicellulose can be degraded into glucose and
410 other mono/oligosaccharides under acidified conditions [91,92]. The obtained glucose and
411 other sugars are effective reductants because of the presence of aldehyde groups. As a result,
412 the conceived idea was that the lignocellulose component of tea/ plant waste would be
413 decomposed into reducing sugars such as d-glucose, fructose, arabinose, etc., which would
414 then serve as a reductant in the redox-based metal dissolution process. On the other hand, the
415 reducing potential of polyphenols has been well documented and used in many other
416 applications such as nanomaterials synthesis and medical use. [93-95] Chen *et al.* have
417 tentatively demonstrated the oxidation of polyphenols including epigallocatechin gallate
418 (EGCG), epigallocatechin (EGC), and theaflavin-3,3digallate during the leaching process.
419 [79] FTIR analysis of the molecular structure of tea waste before and after the leaching
420 indicated a decrease in the intensity of the -OH peak. At the same time, an increase in the
421 intensity of the C=C peak confirms the conversion of polyhydric groups to the oxidized
422 product, i.e., aldehyde/carboxylic group.

423 3.2.2.2 Grapeseed waste

424 Aside from tea waste and plant waste, the discarded grape seeds, which contain
425 various polyphenols such as catechins, EGCG, and EGC, can be used as a green reductant for
426 metal extraction from spent LIBs. Zhang *et al.* recently investigated and validated the use of
427 grape seeds for reductive metal leaching. Around 92% of Co and 99 % Li could be leached
428 out at the optimal conditions, i.e., 0.5 g spent cathode materials, 1.5 M malic acid, 0.3 g grape
429 seeds at 80 °C for 180 min [83]. However, pre-treatment steps such as manual dismantling
430 were performed before the leaching experiments to separate the cathode materials from other

431 parts. Cathode current collector (Al foil) was removed by pre-leaching the spent cathode
432 materials using 6 % NaOH solution. **Equation 6 and 7** describes how NaOH removes Al
433 from the cathode materials.



436 Interestingly, the authors revealed that the grape seed-enabled reductive leaching consists of
437 two steps, i.e. surface chemical reaction and reactive ions diffusion, as evidenced by SEM,
438 TEM, XPS, and UV-Vis spectroscopy, as well as analysis of the physicochemical properties
439 of cathode materials such as surface morphology, metal valency, etc. at different time
440 intervals of leaching.[83] Notably, only Co^{3+} was formed during the first 40 minutes of the
441 leaching experiment, whereas Co^{2+} predominated after 180 minutes. As a result, the authors
442 proposed that the reduction of Co by grape seeds lags for 40 minutes to allow the H^+ provided
443 by the malic acid to attack the surface of cathode materials, forming $\text{Co}(\text{OH})_3$; which flocs on
444 the surface and etches the surface to improve the diffusion of the reactive reducing molecules
445 into the materials, as well as the subsequent redox reaction initiated by grape seeds.

446 3.2.2.3 Orange peel waste

447 Waste from fruits and vegetables is known to be rich in numerous kinds of reducing
448 molecules, such as dietary fibers, phenolic acids, and flavonoids; yet these vital naturally
449 derived reducing substances are mostly turned into waste and dumped into landfills. Because
450 of this, our group conceptualized that it is possible to utilize fruit waste as a reductant in
451 leaching valuable metals from LIBs waste. Specifically, we investigated the possibility of
452 using orange fruit peel waste as a green reductant to recover valuable metals from spent LIBs.
453 Orange peel has an acidic nature and an abundance of dietary fibers such as cellulose and
454 hemicellulose, as well as antioxidants such as phenolic acids and flavonoids. Recently, we
455 have reported a green reductive leaching process using discarded orange peel (OP) to
456 effectively solubilize Li and Co from the spent LCO battery powder in a citric acid-based

457 leaching solution. [84] The detailed workflow of our study is shown in **Figure 5**. [84]. Our
458 study gave an in-depth understanding of how individual factors (i.e., size of OP, amount of
459 OP, leaching temperature, acidity, slurry density) modulate the metal leaching efficiency in
460 the OP leaching system of LCO batteries. Optimal leaching conditions of 100°C for leaching
461 temperature, 200mg OP, 1.5M citric acid, 4 hours for leaching time, and 25g/L for slurry
462 density provided the highest leaching efficiency of >80% of metals such as Li, Co, Mn, and
463 Ni from black mass obtained from spent LCO batteries. We investigated the underlying
464 mechanism of operation and found that according to the reducing sugars and antioxidants
465 theory, our ABTS and DNS analysis revealed a significant increase and abundance of
466 reducing sugars (0 to 2.8 g/L) as well as antioxidants (0 to 0.1 mM) in the OP containing
467 leaching liquor compared to the control, which contained only citric acids. More importantly,
468 OP has comparable reducing power to H₂O₂ at equal mass, implying that it has the potential to
469 replace H₂O₂ as a future green reductant for the rapid extraction of valuable metals from spent
470 LIBs. In addition to that, the environmental impact of the post-leaching solid waste was
471 carefully evaluated for its cytotoxicity to several human cell lines. Finally, to develop a
472 closed-loop process, the recovered metals were used to synthesize an LCO cathode and then
473 produce a brand-new recycled LCO battery [84].

474 **3.2.3 Food waste-derived reducing agents**

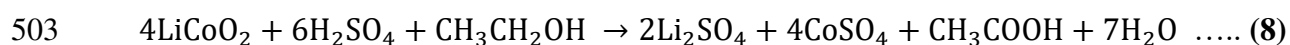
475 *3.2.3.1 Glucose*

476 As previously stated, one of the proposed working principles for food waste is to use it
477 as a reductant due to its abundance in cellulose and hemicellulose, which can be converted
478 into reducing sugars such as glucose, xylose, arabinose, and others in an acidified solution at
479 elevated temperatures.[91,92] Thus, it is conceivable for the direct application of food waste-
480 derived reducing sugars for hydrometallurgical green recycling of spent LIBs. Indeed, Meng
481 *et al.* reported using glucose as a reductant to facilitate metal extraction from mix-type spent

482 LIBs containing phosphoric acids.[85] They successfully recovered > 98% Co and ~ 100% Li
483 using 1.5 M phosphoric acid, 0.02 M glucose at 80 °C for 2 h. Chen *et al.* [90] has also
484 reported the optimal conditions for recovering 98% Co and 96% Li at glucose 0.4 g/g, 3 M
485 sulfuric acids at 95 °C for 2 h, with a slurry density of 25 g/L. The presence of hydroxyl and
486 aldehyde groups in the glucose molecule exerts the reducing power and partakes in the redox
487 reaction with the Co³⁺ in the spent cathode materials. As a result, Co³⁺ is reduced to Co²⁺ and
488 readily soluble in the leaching solution, while glucose is oxidized into various carboxylic
489 acids. **Figure 6** shows a diagram of the possible oxidized products of metal leaching by
490 glucose and phosphoric acid.[86]

491 3.2.3.2 Ethanol

492 Ethanol has been well researched over the years as an alternative transportation fuel
493 for various vehicles. However, its ability to act as a reducing agent to facilitate metal
494 extraction from spent LIBs has only been revealed recently. [96,97] Food waste, such as corn
495 cobs, corn stalks, sugar cane waste, and rice straw, can be easily converted into ethanol via
496 yeast-assisted fermentation and enzymatic reaction. [98] Various approaches for converting
497 food waste into ethanol have been extensively reviewed elsewhere. [99] Recently, Zhao *et al.*
498 reported a green hydrometallurgical process using ethanol as a reductant to extract nearly
499 100% of the Co and Li from spent LIBs employing 6 M H₂SO₄, 5 vol% ethanol, 90 °C, 80
500 min. [86] The author attributed the reducing power of ethanol to its hydroxyl groups, which
501 were oxidized to carboxylic acid groups during the dissolution process of the spent LIBs. The
502 redox reaction involved in this work can be expressed as follows (**Equation 8**)



504 In addition to the mechanistic understanding of the oxidation of ethanol, the authors further
505 reported the best-fit kinetic model to explain the ethanol-enabled metal dissolution process.

506 The kinetic model, known as the residual layer diffusion control model, is expressed in
507 **(Equation 9)**.

$$508 \quad 1 - 3(1 - x)^{\frac{2}{3}} + 2(1 - x) = kt \quad \dots\dots (9)$$

509 Where x is the leaching efficiency, k is the slope of the fitted trendline, and t is the reaction
510 time (min).

511 Using **Equation 9**, along with the Arrhenius law and the optimal leaching condition, the
512 activation energy of Co and Li in the ethanol-containing leaching liquor was obtained and
513 compared with the control where only H₂SO₄ was used. The author noted a significant
514 decrease in activation energy for Co (54.22 to 37.60 kJ/mol) and Li (52.04 to 37.03 kJ/mol)
515 by using ethanol as the reductant. The lower activation energy metal readily undergoes a
516 redox reaction, where the marked decline in the activation energy for both metals further
517 emphasizes the strong reducibility of ethanol. Although the complete extraction of Co and Li
518 via the ethanol-based leaching method is remarkable, the potential environmental impacts
519 incurred by the acetic acid waste (equation 8) generated during the leaching reaction have
520 also been discussed. Thus, proper handling of the leaching-derived acid waste is entailed
521 without causing environmental pollution.

522 **3.3 Electrochemical approaches**

523 Electrochemical methods are well-developed, cost-efficient, environment-friendly, and
524 easy to scale-up, and have widespread applications in sensing, energy, mining, etc., including
525 metal extraction/recovery from different sources by electrochemical means.[110-113]
526 Electrochemical methods for metal recovery were first applied in the mining industry to
527 selectively electrodeposit pure metals from their natural ores. [114] This technology soon
528 attracted researchers who were developing sustainable methods to recycle spent waste to
529 adopt this method for recycling spent LIB. [113] Specifically, electrochemical approaches
530 have been employed in different hydrometallurgical recycling stages, such as leaching [115]

531 and recovery [116] of valuable metals from spent LIB waste (**Figure 7**). In an
532 electrochemically-assisted leaching process, the applied electric current acts as a “reducing
533 agent” to improve the metal extraction (dissolution) from their insoluble form in spent LIB
534 waste into a soluble ionic form in the acidic leaching solution. [115] Therefore, it replaces
535 explosive and expensive chemical reducing agents such as hydrogen peroxide (H_2O_2),
536 enabling the leaching process to be safer and more cost-efficient.

537 Moreover, applying an electrolysis process, mildly acidic solutions are prepared in a
538 sustainable approach from broadly available sources, e.g., seawater. [117,118] A wide range
539 of electrochemical methods have been exploited for metal recovery from leaching solutions or
540 directly from a cathode active material (CAM). [119, 120] Metal electrodeposition offers
541 quick, simple, selective, and efficient recovery of metals (or their compounds in their pure
542 state) in a highly controllable approach. Moreover, by adjusting the electrodeposition
543 parameters, electrodeposited metal properties such as thickness, morphology, and crystal
544 structure can be easily controlled. [120] Therefore, due to their varying physical and chemical
545 properties, electrochemically extracted metals/metal compounds or their mixtures may not
546 only be used as precursors to regenerate LIBs [121] but to generate materials that have a
547 variety of other applications such as electrochemical supercapacitors [122,123],
548 superhydrophobic coatings [124], electrochromic compounds [125], magnetic alloys [120],
549 etc. (**Figure 7**). Hence the materials from spent LIB e-waste can potentially be applied in
550 various applications enhancing the sustainability of the LIB industry.

551 **3.3.1 Electrochemically-assisted hydrometallurgical processes**

552 In a typical LIB, the negative electrode (anode) and positive electrode (cathode)
553 constitute more than half of the LIB composition (**Figure 8A**). [128] The majority of
554 recyclable metals are present in the CAM. Depending on the LIB type, the constitution and
555 variety of metals present in LIBs may vary among the following ones: Li, Co, Ni, Mn, Al, and

556 Fe (**Figure 8B**). Additional amounts of Al (from the cathode collector), Cu (from the anode
557 collector), and Fe (from the casing material) could be found in spent LIB residue if the case
558 material and current collectors were not separated during a pre-treatment stage (**Figure 8C**).
559 After the pretreatment process of spent LIBs described in Section 2, the metal-containing
560 black mass is subjected to an acidic solution to dissolve the metals in their ionic form in a
561 standard hydrometallurgical process. The dissolved ions are then recovered either by
562 precipitation in alkaline media [129] or separated by solvent extraction. [130] As the most
563 efficient acids cannot fully leach metals, chemical reducing agents such as H_2O_2 are usually
564 added into an acidic leaching solution to improve the metal leaching efficiency. [131] During
565 a recovery stage, metal ions present in the leaching solution are separated by adding chemicals,
566 namely either strong bases to raise the pH of the leaching solution for metal precipitation
567 [129] or organic extractants in a solvent extraction method. [130] Even though chemical-
568 based hydrometallurgy approaches can enable selective and effective metal recovery, they
569 suffer from drawbacks such as large chemical consumption, tedious and complicated handling
570 protocols, secondary pollution generation, and the high cost of recycling. The low-recycling
571 profit accordingly impedes the development and scaling-up of a chemical-based
572 hydrometallurgical method in the recycling industry. Electrochemical methods have recently
573 attracted considerable attention for recycling metals from spent LIBs because of their
574 environmental compatibility, high efficiency and adoptability, operation viability, and cost-
575 effectiveness when electrons are employed as “green redox reagents“ instead of hazardous
576 chemicals. The standard reduction potentials of metals (**Figure 8D**) [127] are critical for
577 selective metal electrodeposition, as explained in Section 3.3.1.2.1.

578 **3.3.1.1 Electrochemically-assisted leaching/leaching solution generation**

579 Electrochemically-assisted redox reactions have been exploited to facilitate the metal
580 leaching process without the addition of chemical reductants (**Table 5**). [115, 132]
581 Specifically, during sulfuric acid (H_2SO_4) leaching, Prabakaran *et al.* applied a direct current

582 of 400 A/m² between the Pb anode and the stainless-steel (SS) cathode and achieved 99 %
583 leaching rates for Co and Mn from the mixed spent LIBs, as compared to the H₂SO₄ leaching
584 without a reducing agent (between 50 % and 80 %). [115] The electrochemically-assisted
585 leaching showed no improvement when compared to a chemical reducing agent such as H₂O₂
586 (close to 99 %) [133]. However, this approach allowed for the re-use of the leaching solution,
587 significantly reducing the amount of chemicals used and secondary waste generated. [126] A
588 few years later, Li *et al.* successfully employed slurry electrolysis to both leach and
589 electrochemically recover Li and Mn from LMO batteries (**Table 5**). [115,132,] Furthermore,
590 the electrolysis process has been employed as an alternative sustainable approach to generate
591 acidic leaching solutions from low-cost resources such as NaCl, seawater, or weak brine
592 solutions for leaching complex spent LIBs waste (**Table 5**). [117] Even though
593 electrochemically-generated leaching solutions were used, metal leaching efficiency was
594 significantly lower than using strong inorganic acids with chemical reductants, and the
595 preliminary studies indicated the process to be economically feasible. It was primarily based
596 on the value of recoverable Co and Li if the existing challenges are addressed accordingly.
597 For instance, different spent LIBs pretreatment protocols could be applied to separate highly
598 acid-consuming elements such as Al, thus sustaining stable acidic pH during the leaching
599 procedure.

600 3.3.1.2 Metal recovery by electrochemical approaches

601 Selective metal recovery in their pure state is achieved by electrochemical methods,
602 such as classical electrodeposition, electrolysis, electrodialysis, when potential or current
603 (electrons) is applied to initiate non-spontaneous electrochemical reactions. [113] The most
604 common electrochemical recovery method is metal electrodeposition (electrowinning) from
605 their leaching solution *via* a reduction reaction where the dissolved metal ions are precipitated
606 into their solid metallic form on a cathodic electrode. The electron supply through the circuit

607 from the anode to a cathode is driven by an external electric source, and its magnitude is
608 selected based on the standard reduction potentials of metals recovered (**Figure 8D**).

609

610 3.3.1.2.1 Metal compatibility in electrochemical recovery

611 It is important to emphasize that electrodeposition is not a straightforward recovery
612 method for each metal. In particular, easier electrodeposition is achieved with metals of higher
613 standard reduction potentials. From all the metals found in spent LIB waste (**Figure 8D**), only
614 Li ($E^0 = -3.05$ V vs NHS) cannot simply be electrochemically deposited from aqueous
615 solutions due to its strong negative potential. Therefore, Li is often either discarded as a waste
616 [125, 134-136] or recovered last as Li_2CO_3 by chemical precipitation after other metals have
617 been recovered electrochemically. [132, 121, 137] To recycle LIBs without any wastage of Li,
618 Ra *et al.*[138] developed an electrochemical relithiation process *via* the combined
619 electrochemical and hydrothermal reactions where LCO is regenerated in one step. Using this
620 methodology, CAM can be regenerated either directly from the LCO slurry without leaching
621 [138] or from a leaching solution (**Figure 7**). [139] It can also be used to regenerate
622 precursors for other types of LIBs, such as LFP [140] or LMO. [141] However, the above
623 research shows that the regenerated CAM demonstrates significantly lower energy capacity
624 than the initial cathode capacity.

625 Another important consideration in the electrochemical recovery of metal is the metal
626 co-precipitation due to their similar standard reduction potentials, which results in impurities
627 of the deposited metal layer. By considering the adequate difference among the standard
628 reduction potentials of Cu ($E^0 = +0.34$ V vs NHS), Co ($E^0 = -0.28$ V vs NHS), Fe ($E^0 = -0.44$
629 V vs NHS), Mn ($E^0 = -1.18$ V vs NHS) and Li ($E^0 = -3.05$ V vs NHS) (**Figure 8D**) [127], i.e.
630 the metals found in LCO, LMO, LFP batteries or their mixtures, separation of the individual
631 metals by electrodeposition is feasible without additional chemicals for removal/recovery for

632 these types of LIBs. [115] However, a great challenge in the recovery of pure metals is
633 encountered when NMC, NCA or mixed spent LIBs from various sources are being recycled.
634 A CAM obtained from NMC, NCA, or their mixture contains Co ($E^0 = -0.28$ V *vs* NHS) and
635 Ni ($E^0 = -0.26$ V *vs* NHS), which are not compatible with electrochemical recycling because
636 of their similar standard reduction potentials. Different approaches have been utilized to
637 recycle NMC and NCA batteries or LIBs mixtures. For instance, before electrodeposition,
638 Lupi *et al.* [134, 135] recovered pure Co and Ni from mixed LIBs when the two metals were
639 first separated by solvent extraction. Dutta *et al.* [133] carried out a much more delicate
640 recycling approach where the leachate containing Co, Li, Mn, Cu, and Fe ions was subjected
641 to chemical precipitation/solvent extraction to obtain a pure solution of Co for its
642 electrodeposition. The combined separation methodology is pretty complicated as well as
643 results in high consumption of chemicals and disposal of incompletely recycled (metal-
644 containing) waste. Therefore, instead of recycling each metal separately, Mesbah *et al.* [122]
645 exploited an alternative, a one-step electrodeposition approach of Li-Ni-Mn-Co hydroxide
646 film for supercapacitor device applications.

647 3.3.1.2.2 Critical factors for metal electrodeposition

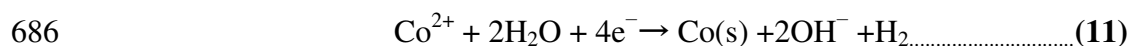
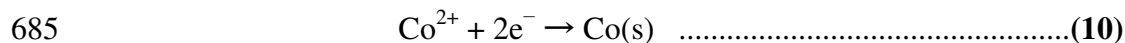
648 The most extensive fundamental and practical research in electrochemical recycling
649 has been done using LCO type of LIBs (**Table 6**) [116, 119-122, 139-145] because it is the
650 most common type of LIBs. It has the highest content of Co, which is the most valuable metal
651 found in LIBs due to its global scarcity. [146] Among several research groups working on
652 LIB recycling, the most considerable work on metal electrochemical recycling from spent
653 LIBs has been done by Garcia's group. [116, 119-122, 139-145] Through fundamental studies
654 on metal electrodeposition from different leaching solutions (**Table 6**), different research
655 groups have proven that the metal electrodeposition efficiency and deposited metal/metal
656 product physicochemical properties highly depend on different parameters, e.g. electrode

657 materials [134,135,142], electrochemical method [116,119,134,135,143], electrolyte
658 conditions (pH)/composition [115, 119, 120, 143,144], current density [119, 120], mass
659 transfer. Therefore, it is essential to select suitable technical components and parameters as
660 well as electrolyte properties to improve the deposition yield and properties of the deposited
661 metal(s). Specifically, the key factors for selecting electrodes for metal recovery are electrode
662 stability, current efficiency, and inertness towards side reactions on a cathodic electrode, such
663 as a hydrogen evolution reaction. Prabakaran *et al.* [115] and Lupi *et al.* [135] have used SS
664 and Al, respectively, as cathode materials, which provide a relatively high hydrogen
665 overpotential, are made of low-cost material, and enable easy recovery of metallic Co deposit.

666 On the other hand, since an anode is electrochemically inert, electrodes such as Pb
667 alloys and Ti/IrO₂ are widely used. [115, 135] Moreover, electrodeposition behavior is highly
668 affected by technical parameters of the process, such as current density. For instance, higher
669 microporosity of the Co layer was observed with an increase in current density. [120] The
670 higher current density also results in slightly lower current efficiency since the current is
671 partly involved in hydrogen evolution reaction instead of direct deposition reaction of a metal.
672 Mass transfer is also known to have a significant impact on metal electrodeposition behavior,
673 as proven previously. [147]

674 Besides the impact of technical components and parameters, electrolyte properties
675 such as pH are critical for metal recovery. The electrodeposition studies of Co from different
676 sources, e.g. LCO [120, 142] or mixed LIBs [115], clearly demonstrated that the Co
677 deposition yield, deposition morphology, and crystalline structure are pH-dependent. The
678 highest yield of the deposited Co, most intense 3D crystal growth, and largest grain size
679 within the layer were observed at pH 5.4 in the investigated pH range of 2.7-5.4. Freitas *et al.*
680 performed simultaneous electrochemical-quartz crystal microbalance (E-QCM) studies to
681 elucidate the Co electrodeposition mechanism as a function of pH. [142-143] It was revealed

682 that electrodeposition of Co at pH 5.4 occurred *via* a direct reduction mechanism (**Equation**
 683 **10**). Whereas at pH 2.7, electrodeposition occurred *via* a mechanism of Co^{2+} reduction with
 684 the formation of adsorbed hydrogen (**Equation 11**):



687 The combined approach of E-QCM measurements was later employed to investigate Cu
 688 deposition mechanism from spent LIB anodes. [116]

689 3.3.2 Alternative applications of electrochemically recovered metal compounds

690 The ultimate purpose of a closed-loop recycling approach of spent LIBs is to recycle
 691 and directly reuse valuable metals for LIB regeneration (Section 5.1). [137-139] However,
 692 electrochemically-recovered metal compounds also have a great prospect to be exploited for
 693 different alternative applications. In 2012, Garcia's group pioneered the research on the
 694 possibility of using recycled metallic Co as a supercapacitor [144]. The specific capacitance
 695 determined from cyclic voltammetry and electrochemical impedance spectroscopy
 696 measurements showed a good agreement, yielding the value of 625 F/g. This shows that Co
 697 recycling from spent LIBs is economically and environmentally viable for application in
 698 supercapacitor devices. As mentioned in Section 3.3.1.2.1, a mixed hydroxide supercapacitor
 699 was electrochemically deposited from NMC batteries, in which the recycling procedure is,
 700 otherwise, complicated if the goal is to recover each metal individually. [122] Later, Garcia *et*
 701 *al.* proposed the application of recycled Co in interconnects for solid oxide fuel cells (SOFC).
 702 [145] Rafsanjani-Abbasi *et al.* [124] developed a new electrochemical Co recycling process
 703 fabricating low resistivity superhydrophobic Co coating on a carbon steel surface when using
 704 ascorbic acid-assisted H_2SO_4 leaching system.

705 Moreover, it was demonstrated that a Cu layer could be formed electrochemically on
 706 an electrodeposited Co layer, thus forming the Co-Cu bilayer. [119] Thin Co-Cu multilayers

707 are of great interest due to their giant magnetoresistance that can be exploited in magnetic
708 field sensors. [148] Mei *et al.* electrochemically recycled the spent LPO and LCO batteries to
709 obtain high-performance hematite/CoPi photoanodes for water splitting application. [149] The
710 possibility to recover a variety of metal products with well-controlled physicochemical
711 properties for different applications is a crucial advantage of electrodeposition.

712

713 **3.4 Ionic Liquids and Deep Eutectic Solvents**

714 Ionic Liquids (ILs) are organic salts that consist of organic or inorganic cations and
715 anions, usually in a liquid state below 100°C. They have been seen as replacement options for
716 sustainable and environmentally friendly solvents because of their low volatility, vapor
717 pressure, and flammability. [150] Moreover, ILs allow structural metal coordination like a
718 potential template or a structure-directing agent in the formation of materials, thus enabling
719 metal removal from spent LIBs. [151] For example, high-quality Cu-BTC (HKUST-1)
720 synthesis was reported, using cholinium ionic liquids (ILs) in water at room temperature.
721 [152] Guillaume *et al.* reported that lithium, cobalt, and nickel could be extracted from
722 leaching solutions using imidazolium-based ionic liquids [C₄mim][NTf₂] as diluents and tri-*n*-
723 butyl phosphate TBP as a specific ligand with a low pH (pH < 3). [153] Selective extraction
724 of Mn, Co, Ni, and Li have been explored using ionic liquids by the same group. In the first
725 step, more than 90% of Mn was selectively extracted from the leaching solution using
726 N,N,N',N'-Tetra-*n*-octyldiglycolamide (TODGA) extractant diluted in an ionic liquid,
727 followed by 90% cobalt extracted using an ionic liquid tri-hexyltetradecylphosphonium
728 chloride in the second step. Nickel was removed by deep eutectic solvents (DESs) based on
729 lidocaine and carboxylic acids, leaving Li in the solution to be recovered by precipitation.
730 [154] Another study investigated the extraction of metals from spent LIBs using deep eutectic
731 solvents and achieved a leaching efficiency of more than 90% of Co and Li from LCO and

732 NMC-based LIBs. [155] Another type of Ionic liquids, such as
733 trihexyl(tetradecyl)phosphonium chloride (Cyphos IL 101) or tricaprylmethylammonium
734 chloride (Aliquat 336), has been investigated to extract Ni specifically from nickel-metal
735 hydride batteries. [156]

736 **4. Regeneration of materials from spent LIBs**

737 Spent LIBs consist of several components from packaging materials, current collectors
738 (Al, Cu), electrolyte containing lithium salt and organic solvent, cathode containing various
739 metals, anode (primarily carbon/graphite based), polymeric fluorinated and non-fluorinated
740 binders, conductive carbon additives, polymeric separator sheets, external tabs (Ni/Fe), etc. It
741 is generally accepted that among these various components, cathode material possesses a
742 higher economic recovery value as compared to others. Hence presently, less attention is paid
743 to the regeneration of other components of the spent LIBs except for cathode. However, the
744 electrolytes' toxicity, fluorinated binders, limited Lithium metal reserves, and the extensive
745 use of carbon-based materials would stimulate proactive, innovative thoughts on the proper
746 recycling of other components of spent LIBs, including anodes and electrolytes from spent
747 LIBs. [13] Other challenges are posed in extracting these components from spent LIBs; for
748 example, recycling of LIB electrolytes reports are rare because the majority of the electrolyte
749 is bound on the separator and active materials, making extraction and collection difficult.
750 Moreover, the electrolyte components are volatile, flammable, and toxic that would require
751 recycling and recovery to be performed in a confined, safe environment. Finally, the
752 electrolyte components exist as complex, which include lithium salts, organic solvents, and
753 additives, making their separation and purification challenging. Hence, current regeneration
754 approaches are focused mainly on cathode materials from spent LIBs.

755 There have been strategies reported on selective metal recovery from green leaching
756 processes, which we highlight in section 4.1. However, in current industrial recycling

757 processes, selective separation of the associated individual components from the leach liquor
758 is still a significant problem for cost-saving, technology innovation, and process enhancement.
759 Regeneration technologies of battery materials could be one way to potentially address this
760 problem wherein it regenerates battery materials by utilizing the co-existence and
761 collaborative extraction characteristics of valuable metal ions in a complex system, resulting
762 in a closed-loop therapy with significant development potential. Researchers have developed
763 several high-value regeneration ways of valuable components, including technologies such as
764 coprecipitation-calcination regeneration, sol-gel-calcination regeneration, hydrothermal-
765 calcination regeneration, electrodeposition regeneration, solvent extraction regeneration, etc.
766 [157-159] Among which the coprecipitation approach is widely employed in regenerating
767 valuable components synergistically into a precipitate from the leachate liquor. However,
768 there are challenges associated with regeneration technologies that still need to be researched
769 and addressed, including the addition of an excess of complexing/precipitating agent and their
770 further removal, unwanted ion adsorption, agglomeration, side reactions leading to loss of
771 extracted elements.

772

773 **4.1 Metal recovery from green leaching process**

774 After the green leaching processes, the leach liquor consists of elements mainly from
775 the cathode and current collector, including Li, Mn, Ni, Co, Al, Fe, Cu etc. Solvent extraction
776 and chemical precipitation are commonly reported to recover specific metal ions or to
777 eliminate other impurities from the aqueous leaching solution. Cyanex 272 (Bis-(2,4,4-
778 trimethylpentyl) phosphinic acid) and PC-88A (2-ethylhexyl phosphoric acid mono-2-
779 ethylhexyl ester) are widely used solvents to separate cobalt from the leach liquor solution,
780 and D2EHPA (di-(2-ethylhexyl) phosphoric acid) can selectively extract Mn from the
781 leaching liquor. Lithium (Li), on the other hand, is difficult to efficiently remove using

782 solvents from a mixed-metal leaching solution [13]. Transition metal ions such as Ni, Co, Mn
783 are also precipitated using the solubilities of metal compounds at different pH levels. The
784 most common precipitating agents used are sodium hydroxide (NaOH), oxalic acid ($\text{H}_2\text{C}_2\text{O}_4$),
785 ammonium oxalate $[(\text{NH}_4)_2\text{C}_2\text{O}_4]$, sodium carbonate (Na_2CO_3), and sodium phosphate
786 (Na_3PO_4). In most cases, they form insoluble transition metal precipitates such as hydroxides,
787 carbonates, or oxalates, as well as lithium carbonate or phosphate. [13,157]

788 Generally, solvent extraction is employed in separating both nickel and cobalt ions
789 because of their similar properties [160]. Other approaches such as electrodeposition have
790 been reported to recover pure nickel from spent LIBs [161]. In this study, CYANEX 272 was
791 used to separate nickel and cobalt via solvent extraction, while nickel was later recovered by
792 electrodeposition. Nan *et al.* (2005) have reported the precipitation of cobalt as oxalate and
793 lithium as carbonate, respectively, finally regenerating LiCoO_2 cathode material from the
794 recovered cobalt and lithium [162]. Chen *et al.* (2011), has recovered cobalt using an oxalate
795 precipitation agent [158]. Iron, manganese, and copper from the leached solution were
796 separated by selective precipitation as follows : (i) iron removal by precipitation with sodium
797 hydroxide (NaOH), (ii) manganese removal by ammonium persulfate $(\text{NH}_4)_2\text{S}_2\text{O}_8$, and iii)
798 copper removal by NaOH. Using solvent extractant P507, cobalt, nickel, and lithium were
799 separated from the leached solution, and cobalt was finally precipitated using ammonium
800 oxalate. The interesting aspect of recycling LIBs is the regeneration of electrode materials for
801 new LIBs. Sol-gel or coprecipitation technologies can be used in the leaching-resynthesis
802 process for synthesizing the regenerated cathode materials in short steps. [162,163]. Lee &
803 Rhee (2002) regenerated the LiCoO_2 cathode material through the sol-gel method using citric
804 acid and lithium nitrate from spent LIBs. [163]

805 **4.2 Regeneration of battery cathode materials**

806 In the final loop of the regeneration and recovery process, cathode materials are re-
807 synthesized from individual salts recovered from leachates or leaching solutions through
808 green recycling and assembled into new LIBs. Various synthesis methods [164] of
809 regeneration have been applied depending on the type of battery materials, as described in the
810 section below.

811 4.2.1. Regeneration of NMC

812 Solid-state synthesis is the primary reported method for cathode material synthesis,
813 with many optimization procedures in terms of stoichiometry, synthesis temperature to
814 improve the performance of the cathode materials formed. As $\text{LiNi}_x\text{Mn}_y\text{Co}_z\text{O}_2$ (NMC) has
815 multiple formulas depending on the composition intended, there is no single optimized
816 synthesis procedure capable of producing all NMC materials. In the NMC111
817 ($\text{LiNi}_{0.3}\text{Mn}_{0.3}\text{Co}_{0.3}\text{O}_2$) context, a stoichiometric ratio of metals (Ni:Mn:Co: Li = 1:1:1:3) was
818 added/topped up in the leaching solution using their acetate salts of the three transition metals
819 (Ni, Co, Mn) and Li_2CO_3 . [165]. This process includes a pre-heating step at 350°C for 4
820 hours in air, followed by further heating at 500°C to 900°C for 12 hours in an ambient
821 atmosphere to obtain phase pure NMC111 cathode material. Li-rich NMC materials have also
822 been experimented and optimized, with synthesis methods ranging from solid-state to solution
823 synthesis [166]. In a hydrothermal synthesis, the leaching solution from the green recycling
824 process is mixed with 4 M LiOH solution and heated at (120°C - 200°C) in a reactor followed
825 by sintered with 5% Li_2CO_3 in an oxygen environment at 850°C for 4 hours. [166] The sol-
826 gel method can also be employed to synthesis Li-NMC cathode material by using citric acid
827 as a chelating agent. However, when compared to solid-state and hydrothermal procedures,
828 the operating process of this approach is more complex, and the preparation time is
829 longer.[167] Different compositions of NMC have been synthesized when a different

830 synthesis method is explored. Thus, for NMC materials, the selection and control of the
831 composition of NMC ratio are critical for choosing the synthesis methods.

832 4.2.2. *Regeneration of LiCoO₂*

833 In the bid to re-synthesize LCO cathode materials from leached elements, the most
834 common methods are via solid-state synthesis or hydrothermal synthesis. Solid-state synthesis
835 of LCO cathode involves mixing the leach solution, which contains Li₂CO₃ and CoCO₃, and
836 heating in a furnace in ambient atmosphere at 600°C for 3 hours, followed by calcination at
837 900°C for 1 hour [168,169]. This process is suitable for recovering Li₂CO₃ and CoCO₃ from
838 the leachates without the addition of the respective salts. Alternatively, hydrothermal
839 synthesis has also been shown to be feasible for synthesizing pure LiCoO₂ material with a
840 high success rate. Pure LiCoO₂ material can be synthesized by adding Co(OH)₂ and LiOH in
841 the stoichiometric amount in deionized water and heating at 220°C in a hydrothermal
842 autoclave [170]. Some of the less-explored synthesis methods reported for LCO include (1)
843 the addition of Co (NO₃)₂, LiNO₃ in polyacrylic acid (PAA) and spin coating in a sol-gel
844 synthesis process, (2) microwave synthesis of Co- and Li-methyl carboxylate salts and (3)
845 molten salt synthesis of Co(NO₃)₂ and LiNO₃ with KOH and calcination in 650°C for 8 hours
846 in air were also explored in the synthesis of LCO cathode [171, 172,173].

847 4.2.3. *Regeneration of LiFePO₄*

848 Synthesizing LiFePO₄ using solid-state reaction is feasible, with a strict requirement of
849 an inert synthesis atmosphere. The rationale is to prevent the oxidation and formation of
850 Fe₂O₃, which is inevitable if calcination is conducted in the presence of O₂ gas in the air. By
851 introducing an inert gas such as Ar, the calcination of FePO₄, Li₂CO₃ with a reducing agent
852 (sugar) is feasible for the formation of LiFePO₄ materials [174]. In this same atmosphere,
853 FeC₂O₄ as the iron source could also be utilized for the solid-state synthesis of LiFePO₄, with
854 a prior step involving ball-milling of FeC₂O₄ and Li₂CO₃, calcination at 350°C for 10 hours,

855 and then at 600°C for 10 hours [175]. The alternative method for synthesizing LiFePO₄
856 includes hydrothermal process using FeSO₄, LiOH, and H₃PO₄ in deionized water, where the
857 solution needs to be heated in an autoclave at T=150°C = ~ 220°C (optimum temperature at
858 180°C) for 5 hours [176]. Carbon-thermal reduction process can also be used to regenerate
859 LiFePO₄. In this method, a FePO₄·2H₂O precursor was produced from the leaching solution
860 by heat treatment, which was then calcined with Li₂CO₃ and glucose in N₂ environment to
861 produce LiFePO₄/C. Overall, LiFePO₄ regenerated via carbon-thermal reduction has superior
862 electrochemical performances than regenerated via solid-state reaction. [164,177]

863

864 **5. Reusability**

865 The construction of new batteries from the regenerated electrode materials is the final
866 step in the LIB recycling process. Commonly, coin cells or cylindrical cells are made from
867 regenerated electrode material, and electrochemical performance such as charging,
868 discharging capacity, and cycling stability tests are used to be performed. This section has
869 discussed the reusability of leached and regenerated using various green recycling processes
870 as potential cathode and anode materials in new LIBs constructed.

871

872 **5.1 Reusability of cathode materials from green recycling process**

873 Jai Kumar et al. recovered lithium as LiCO₃, and FePO₄ from LiFePO₄-based spent
874 LIBs using citrus juices from lemon, orange, and apple, that contained organic acid. The
875 recovered materials were then used to regenerate LiFePO₄ cathode, yielding a discharged
876 capacity of 155.3 mAh/g and a capacity retention of 98.30 % over 100 cycles at 1C. [178] In
877 another study, NMC cathode material was resynthesized from ascorbic acid leaching solution
878 using oxalic acid co-precipitation method, followed by a hydrothermal and calcination process.
879 The resynthesized sample had a charge capacity of 345.8 mAh/g and a discharge capacity of

880 258.8 mAh/g at 0.1C, and the capacity retention was 87% after 50 cycles. [179] Oxalic acid
881 was used as leaching as well as a co-precipitation agent in another research to regenerate
882 NCM cathode material through the calcination process. At 0.2C, the highest discharge
883 capacity was 168 mAh/g, with a 91.5% capacity retention after 150 cycles. [180] Wu et al.
884 extracted LiCoO_2 from LIB scraps using citric acid as a lixiviant and orange peel as a
885 reductant to regenerate new cathode material. The regenerated cathode material's initial
886 charge and discharge capacities were 120 and 103 mAh/g, respectively. [84] Ra et al.
887 developed an electrochemical relithiation process in which LCO was produced in one step
888 directly from slurry using a combination of electrochemical and hydrothermal reactions,
889 allowing them to recycle and regenerate LCO without losing Lithium. The regenerated
890 cathode active material (CAM) LCO battery had an initial discharge capacity of 134.8 mAh/g,
891 with 95.9% retention after 50 cycles. [138] A CAM of LCO battery was regenerated from a
892 leaching solution following the above methodology, and the regenerated LIB had a discharge
893 capacity of 127 mAh/g and retained 96 % of its capacity after 30 cycles. [139] Another study
894 found that refunctionalization of the LiFePO_4 cathode using electrochemical lithiation
895 restored its original capacity of 150–155 mAh/g. [140]

896

897 **5.2 Reusability of graphite from green recycling process**

898 Graphite is used as an anode material in most commercial LIBs due to its long-term
899 cycle stability, high capacity, better electrical conductivity, and superior thermal and
900 mechanical stability. [181] Recycling graphite from LIB leaching residue is an exciting idea
901 towards a cost-effective closed-cycle circular economy approach. Generally, residual cathode
902 materials, and elemental Cu, Fe, Al, and other contaminants, can be found in the leaching
903 residue. [182] Commonly, oxidative lixiviation using acids and other solvents can be used to

904 remove impurities including Al, Cu, and Fe, whereas reductive lixiviation can be used to
905 remove remaining cathode metals from the recycled graphite powders. [183]

906 Recently organic acid such as citric acid has been used to regenerate graphite from the
907 spent anode. The optimal condition for impurity elimination from spent graphite was found to
908 be 0.2 M citric acid at a pulp density of 20 g/L at 90 °C for 50 minutes. Spent graphite
909 regenerated using citric acid had a discharge cell capacity of 330 mAh/g after 80 cycles.
910 [184] Boric acid pre-treatment followed by a short annealing process has also been used to
911 regenerate graphite from spent LIBs. The capacity of graphite pre-treated with boric acid and
912 sintered at 1050 °C was 332 mAh/g, which remained unchanged after 100 cycles. [185] Our
913 group has recycled graphite from bioleaching residue using citric acid. The recycled graphite
914 had a discharging capacity of 320 mAh/g and is stable for more than 100 cycles. [186]. Such
915 approaches are promising towards the direction of reuse of recycled graphite as a LIB anode.

916

917 **5.3 Reusability as Metal-Organic Frameworks (MOFs)**

918 The precipitation of leached metals recovered from spent LIBs into highly valuable
919 Metal-Organic Frameworks (MOFs) opens up a new application possibility for these
920 recovered, recycled metals.[187,188] Metal-Organic Frameworks (MOFs) are porous
921 materials constructed from metals and organic linkers.[189] They are characterized by their
922 high porosity, high thermal and chemical stability, which allows them to succeed in diverse
923 applications such as gas separation, gas storage, or catalysis. [190] Moreover, MOFs have
924 raised researchers' interest in their usage in electrochemical energy storage systems such as
925 batteries. [191, 192] Developing MOF-based batteries through the recycling of LIBs will lead
926 to a close-loop and reduce the environmental and ecological impact. Instead of separating
927 individual metals to create a valuable, cost-effective method for making LIBs, it is also

928 advantageous to develop an alternative route for higher-value products such as MOFs that
929 could be produced from waste LIBs in a few steps.

930 One of the most significant concerns about MOFs in practical applications is the
931 difficulty in obtaining such materials in large quantities. Spent LIBs provide an alternative
932 source. To optimize the synthesis of MOFs for a greener approach, it is advisable to identify
933 the key parameters that can influence material production, such as reagents, solvents, and
934 synthesis methods. During the formation of MOFs, transition metals (such as nickel,
935 manganese, and cobalt) extracted through the recycling of LIBs must form strong bonds with
936 carboxylic acid ligands such as trimesic acid (BTC) or terephthalic acid (BDC). The solvent
937 can be replaced with a greener one in the MOFs synthesis with similar properties of
938 dissolving metals and organic ligands, while the temperature and reaction time are two critical
939 factors affecting the MOF synthesis process from spent LIBs.

940 MOFs are synthesized from metal ions and organic linkers using conventional
941 methods such as hydrothermal or solvothermal processes.[193] MOF with NMC (111) can be
942 synthesized from a battery waste leaching solution [194] by solvothermal process and used as
943 electrode materials. [195,196] The electrochemical properties of this MOF, as well as the
944 corresponding reduced and oxidized materials, have revealed that they have
945 exciting properties for use in battery materials. Recently, a novel method for producing MOFs
946 from a real waste stream was reported. [197] Typically, a hydrothermal method was used to
947 fabricate MOFs on a large scale in the regeneration process. [193] Initially, the spent LIBs
948 were crushed into powder, while the metals were extracted in acidic solution, followed by the
949 addition of an organic ligand and solvent into the metal leaching solution at a low thermal
950 process. Using this procedure, a different form of MOFs can be synthesized by changing the
951 experimental conditions. The presence of metals such as Al and Cu in the leached solution
952 produced MOF (MIL-96, HKUST-1) with these metals as the centres. By fine-tuning the

953 procedure, it was possible to selectively precipitate all Al and Cu in solution, producing a
954 hybrid material with high porosity (around 700 m².g⁻¹ for MOF MIL-96). Moreover, it has
955 been demonstrated that another Al-MOF known as MIL-53 can be obtained by using a
956 different precipitating agent (BDC ligand), where these porous materials can be useful for
957 other applications such as gas storage or separation. In order to accelerate the crystallization
958 process and fabricate uniform crystals of MOFs, many alternative synthesis routes such as
959 microwave-assisted, electrochemical, mechanochemical, Sonochemical, and spray drying
960 have been reported in the literature. [198-200] For example, microwave-assisted synthesis is
961 comparable to hydrothermal or solvothermal synthesis and can achieve similar materials and
962 yields in different batches. Microwave-assisted MOF synthesis can be an alternative green
963 approach that controls reaction temperature and time. Indeed, this waste-to-MOFs approach
964 for greener MOFs synthesis is of interest for obtaining high value-added products on a large
965 scale and potentially achieving an economically viable LIB recycling process through an
966 open-loop cycle.

967 MOFs made up of metals from connectors are unsuitable for use as electrode
968 materials. Other battery wastes where Al and Cu have been removed (mechanically) can be of
969 interest for forming MOFs that can be reused as new electrode materials based on Co, Ni,
970 and/or Mn. This should be investigated in the near future to validate such a process and create
971 a closed-loop cycle with electroactive MOF precipitation. Upscaling of MOF synthesis
972 usually encounters difficulties due to the longer reaction times, a large amount of solvents
973 used, the low quality of obtained materials, the difficulty in ensuring reproducibility between
974 batches, and the cost.

975 **5.4 Waste combination**

976 Green approaches in the synthetic route for MOFs are essential for using these
977 materials in industrial applications. [201] Recently, a synthetic process has been developed for

978 both the organic linker and metal centers based on only waste sources. [202] The process
979 utilized Polyethylene terephthalate (PET) waste bottles as a source for organic ligand and LIB
980 waste for metal source. The release of BDC ligand in solution is caused by the
981 depolymerization of PET waste under alkaline conditions. Combining the two waste stream
982 flows made it possible to obtain MOF MIL-53 in large quantities from waste materials with
983 properties similar to the MOF synthesized from commercial chemicals. The above research
984 work paves the way for an integrated solution for solid waste utilization concerning efficient
985 process design, low-cost materials, and highly pure and porous synthesized materials. It
986 demonstrates how different waste streams can be combined to lay the foundation for an
987 integrated circular economy through various waste recycling processes (for batteries and
988 plastics).

989

990 **6. Conclusion and prospects**

991 **6.1 Bioleaching for battery recycling**

992 The factors affecting the bioleaching process of LIBs are slow kinetics, microbial
993 tolerance against metal toxicity, acidic environment, and low solid-liquid ratio (pulp density).
994 [64] The limitations of the bioleaching process in large-scale industrial applications are the
995 poor adaptability of microbes and rigorous leaching conditions. However, spent LIBs are the
996 secondary source of metals, and their content is higher than the natural ores; for example, in
997 order to extract one ton of lithium, around 750 tons of brine salts are needed, but only 28 tons
998 of spent LIBs are sufficient. The difficulties in the bioleaching process can be accomplished
999 by adapting the microbes to the toxic environment using microbial consortia and the addition
1000 of metal ions such as Ag^+ and Cu^{2+} to increase the kinetics using the omics approaches to
1001 modify the microorganisms. The microbial competencies, such as tolerance against metal
1002 toxicity and acidic environment, as well as increasing the metabolites production, can be
1003 achieved by genetically modifying the organism. [70, 76] The success of LIB bioleaching in a

1004 large-scale recycling process depends on the ability of microbes to tolerate toxic metals,
1005 cultivate microbes using low-cost nutrients, and optimize process kinetics. At a high solid
1006 content of 100 g/L (S/L), a leaching efficiency of 80–90% was obtained using the bioleaching
1007 process recently, which is an excellent indicator for the applicability of bioleaching for
1008 commercial recycling of spent LIBs in the coming years. [62-64] It is feasible to optimize all
1009 conceivable parameters which affect leaching efficiency in lab-scale bioleaching experiments.
1010 However, environmental factors such as humidity and outdoor temperature (sunlight) may
1011 play a crucial role when scaling up the bioleaching process at an industrial scale. Optimal
1012 humidity conditions favor and grow bacteria and transport nutrients, so it is necessary to
1013 evaluate humidity over time vs microbial growth vs bioleaching efficiency. [203]
1014 Temperature is another critical factor influencing microbial activity and, accordingly, metal
1015 bioleaching. The ideal temperature for bioleaching is the one that favors metal dissolving the
1016 most, which is also linked to bacterial activity throughout the metal extraction process. [204]
1017 A temperature control system is necessary when performing the LIB bioleaching at the factory
1018 scale. Conducting a life-cycle assessment is the best way for LIB bioleaching when scaling up
1019 the process. This method compiles and assesses the inputs, outputs, and potential
1020 environmental implications of a commercial production system. [205] By overcoming the
1021 challenges such as slow kinetics, microbial tolerance against metal toxicity, and high solid-
1022 liquid ratio (pulp density) in the bioleaching process, valuable metals can be recovered from
1023 the spent LIBs in an eco-friendly and energy-efficient way.

1024 **6.2 Food waste enabled battery recycling**

1025 Recent discoveries on food waste-based hydrometallurgical approaches have greatly
1026 expanded the list of available green reductants to recycle spent LIBs. Compared to the
1027 traditional hydrometallurgical methods whose success hinges on synthetic reductants such as
1028 H_2O_2 , NaHSO_3 and NaS_2O_3 , the use of food waste confers a safer and low-cost route to

1029 efficiently recover the precious metals like Co, Li, Mn, and Ni from the discarded cathodes.
1030 More importantly, the leaching efficiency for different metals is shown to reach an
1031 appreciable range (80-100%) using these green reductants, indicating their feasibility for
1032 replacing the conventional reducing chemicals. The mechanism of action for different kinds of
1033 food waste and its derivatives has been extensively studied. The consensus seems to be
1034 reached according to the data from different articles, and the theory of conversion of cellulose
1035 and hemicellulose, two significant parts of food waste, to reducing sugars has been proposed
1036 and tentatively verified. In addition, it is also believed that antioxidants like polyphenols also
1037 assist with the metal extraction process.

1038 Treatment of post-processing of food waste-derived residues after metal leaching is an
1039 open technical issue that needs to be addressed in the coming years. These residues are rich in
1040 carbon and other valuable nutrients, such as nitrogen-containing organic molecules, which can
1041 be recovered and efficiently used again. However, the most common procedure for post-
1042 treatment of food waste residues is dewatering, which eliminates the moisture content,
1043 followed by disposal in landfills, which results in significant loss of valuable ingredients. [206]
1044 To reuse nitrogen-containing substances, scientists have begun to use microbes to stabilize the
1045 N-based nutrients, which are then used for soil enrichment and crop growth enhancement. The
1046 utilization of carbon compounds in food waste-derived residues, on the other hand, has
1047 received far less attention.

1048 Future research is required in the era of the circular economy to develop a sustainable
1049 approach to commodify these carbon-rich waste products. Turning them into high-
1050 performance carbonic anodes is one strategy to upcycle them. [207] After all, using food
1051 waste as a next-generation green reductant will indeed surpass currently used chemical
1052 reductants. As the world's food waste and battery waste stockpiles are rising, an intelligent
1053 method that can examine both forms of trash in one place is essential. Considering the real-

1054 life LIBs recycling business dealing with ton-scale battery waste, it is necessary to find a way
1055 to translate the current findings in the laboratories to a realistic industrial recycling viable
1056 process. Fortunately, the recent works provide detailed experimental data on the laboratory
1057 scale and an in-depth mechanistic understanding of the food waste-based reductants approach,
1058 which is believed to lay a solid foundation for future attempts to upscale this green process.

1059 **6.3 Electrochemical battery recycling**

1060 Metal recovery by electrochemical technology is selective, efficient, and eco-friendly
1061 in nature and becoming an attractive alternative approach in developing sustainable recycling
1062 of LIBs. Due to its ability to improve processes in different stages of hydrometallurgy, i.e.
1063 leaching and recovery, in terms of time, product yield without adding additional chemicals, as
1064 well as using straightforward equipment, facilitates the metal recovery towards a faster and
1065 more efficient process while reducing the amount of secondary waste. Moreover,
1066 electrodeposition enables the possibility to tune physicochemical properties of recovered
1067 metal products during a deposition process, thus widening possibilities for their different
1068 applications. However, to advance the technology towards a more practical and scalable
1069 direction, the recovery procedures must be further improved to regenerate LIBs from the spent
1070 mixed batteries for their second life in a straightforward approach. Among the directions to
1071 improve are: (i) improvement of an electrochemical cell design and electrode material,
1072 development protocols for low-cost electrolytes, (iii) improvement of an operational process
1073 such as rotation for better ion transport.

1074 **6.4 Reusability of battery waste**

1075 Several pre-treatment and synthetic processes can be used to regenerate cathode
1076 materials such as $\text{LiNi}_x\text{Co}_y\text{Mn}_z\text{O}_2$ (NMC), LiCoO_2 (LCO), and LiFePO_4 (LFP) from spent
1077 LIBs. As compared to commercial electrodes with exact stoichiometry, the regenerated
1078 cathode materials show similar initial cell performance. Long-term performance is a deeper,

1079 in-depth studies on the electrochemical behaviour of these regenerated electrodes in new LIBs
1080 that need to be studied. The cost of regenerating these cathode materials from spent batteries
1081 is significantly lower than the cost of preparing them from primary resources. Though the
1082 approach is promising, it still has some drawbacks and challenges that make it challenging to
1083 implement regeneration strategies in practice. During the regeneration process, the impurities
1084 Al, Cu, and Fe should be tightly controlled under the threshold level. As a result, additional
1085 treatment is often needed to eliminate impurity elements to enhance the performance of
1086 cathode materials. The regeneration of graphite from spent LIBs has been offered as a viable
1087 solution for meeting the anticipated demand for battery-grade graphite. However, a number of
1088 challenges and issues must be addressed based on available information and projected future
1089 growth in recovering battery-grade graphite. There should be a strategy for increasing the
1090 capacity of the graphite electrode while limiting irreversible capacity and graphite
1091 deterioration.

1092 Although MOFs synthesis has been scaled up for industrialization, further research
1093 needs to be done on optimizing the synthesis parameters to control MOFs' properties to obtain
1094 a viable and marketable material. Indeed, the water-stability, quality, functionality, financial
1095 viability, and environmental-friendly production are essential for MOF synthesis. Therefore,
1096 the further development of the green synthesis method of MOFs is necessary for a future
1097 sustainable environment, and the focus is on recovering metals as MOFs and their reuse in a
1098 closed loop. This review highlights the need for a sustainable, cost-effective, and large-scale
1099 production of MOFs. In this perspective, the new approach for MOF synthesis can be from
1100 waste linker sources (e.g., plastic wastes) using greener solvents (e.g., water, bio-derived
1101 compounds) under milder ambient conditions. The main challenge is to create the best system
1102 that works in all conditions and allows metals and ligand solubility in a scalable manner.

1103 Green Recycling methods of lithium-ion batteries is a step forward in a sustainable
1104 direction towards the circular economy, but this area is still in its infancy. Studies, as
1105 reviewed in this report, suggest promising results employing green recycling methods for
1106 spent LIBs; however, at this point, based on the studies performed, it is difficult to conclude
1107 which among the green recycling process is ideal for the future. Every recycling technique has
1108 its own set of benefits and drawbacks, as discussed and highlighted. Moving forward, detailed
1109 economic, cost-benefit analysis studies on the green recycling process needs to be conducted
1110 to provide the economic benefits of these processes at an industrial scale. When it comes to
1111 the sustainability of recyclable materials, lifecycle assessment (LCA) is the framework for
1112 examining, identifying, and evaluating the energy, material, and environmental implications
1113 of these green recycling processes, products and/or systems across its lifespan from the cradle
1114 to the grave. This method compiles and evaluates a commercial production system's inputs,
1115 outputs, and potential environmental consequences. The variables of efficiency, economy, and
1116 environment should all be examined and balanced while systematically analysing a particular
1117 green recycling technique with LCA. A reinterpretation of the “reduce, reuse, refurbish, and
1118 recycle” strategy as “redesign, reuse, recycle” for battery recycling is recommended based on
1119 current practice and projected future progress in this field. [3,13]

1120 **Acknowledgements**

1121 We would like to thank a grant award from NEA (National Environmental Agency,
1122 Singapore) and Ministry of National Development (MND, Singapore) titled “Singapore –CEA
1123 Alliance for Research in Circular Economy (SCARCE, award number USS-IF-2018-4),”
1124 which is a joint lab set up between Nanyang Technological University (NTU, Singapore) and
1125 the French Alternative Energies and Atomic Energy Commission (CEA, France).

1126 **Credit author statement**

1127 The manuscript was written through the contributions of all authors. All authors have
1128 approved the final version of the manuscript.

1129

1130

1131 **Conceptualization-** Madhavi Srinivasan, Qingyu Yan, Daniel Meyer, and Joseph Jegan Roy

1132 **Methodology-** Joseph Jegan Roy, Saptak Rarotra, Vida Krikstolaityte, Kenny Wu Zhuoran,
1133 Yang Dja-Ia, and Michael Carboni

1134 **Writing –original draft** Joseph Jegan Roy, Saptak Rarotra, Vida Krikstolaityte, Kenny Wu
1135 Zhuoran, Yang Dja-Ia, Michael Carboni, Madhavi Srinivasan

1136 **Writing - review & editing-** Joseph Jegan Roy, Saptak Rarotra, Madhavi Srinivasan and
1137 Qingyu Yan

1138 **Visualization-** Saptak Rarotra, Joseph Jegan Roy, Xian Yi Tan

1139 **Supervision -** Madhavi Srinivasan, Qingyu Yan, Daniel Meyer

1140 **Project administration-** Madhavi Srinivasan

1141 **Funding acquisition-** Madhavi Srinivasan and Qingyu Yan

1142 **Notes**

1143 The authors declare no competing financial interest.

1144 **Conflict of Interest Statement**

1145 The authors declare that they have no known Conflict of Interest or personal relationships that
1146 could have appeared to influence the work reported in this paper.

1147 **References**

1148 [1] J. Piątek, S. Afyon, T. M. Budnyak, S. Budnyk, M. H. Sipponen, A. Slabon,
1149 *Advanced Energy Mater.* 2020, 2003456.

1150 [2] M. Li, J. Lu, Z. Chen, K. Amine, *Advanced Mater.* 2018, 30, 1800561.

1151 [3] E. Fan, L. Li, Z. Wang, J. Lin, Y. Huang, Y. Yao, R. Chen, F. Wu, *Chem. Rev.*
1152 **2020**, 120, 7020.

- 1153 [4] X. Lai, Y. Huang, H. Gu, C. Deng, X. Han, X. Feng, Y. Zheng, *Energy*
1154 *Storage Mater.* **2021**, 40, 96.
- 1155 [5] X. Zheng, Z. Zhu, X. Lin, Y. Zhang, Y. He, H. Cao, Z. Sun, *Engineering*
1156 **2018**, 4, 361.
- 1157 [6] W. H. Siqi Zhao, Guangming Li, in *Recycling of Spent Lithium-Ion Batteries*,
1158 (Ed: A. L.), Springer, Cham, 2019.
- 1159 [7] J.M.Tarascon, *Nature*, **2001**, 414, 359.
- 1160 [8] S.M.Hayes, E.A.McCullough, *Resour. Policy*, **2018**, 59, 192.
- 1161 [9] W. Yan, H. Cao, Y. Zhang, P. Ning, Q. Song, J. Yang, Z. Sun, *J. Clean. Prod.*,
1162 **2020**, 256, 120719.
- 1163 [10] M. Chen, X. Ma, B. Chen, R. Arsenault, P. Karlson, N. Simon, Y. Wang, *Joule*
1164 **2019**, 3, 2622.
- 1165 [11] S. Rarotra, S. Sahu, P. Kumar, Ki-H. Kim, Y. F. Tsang, V. Kumar, P. Kumar, M.
1166 Srinivasan, A. Veksha, G. Lisak, *Chemistry Select*, **2020**, 5, 6182.
- 1167 [12] J. E. Marshall, A. Zhenova, S. Roberts, T. Petchey, P. Zhu, C. E. J. Dancer, C.
1168 R. McElroy, E. Kendrick, V. Goodship, *Polymers* **2021**, 13, 1354.
- 1169 [13] X. Zhang, L. Li, E. Fan, Q. Xue, Y. Bian, F. Wu, R. Chen, *Chem. Soc. Rev.*
1170 **2018**,
1171 47, 7239.
- 1172 [14] A. Beaudet, F. Larouche, K. Amouzegar, P. Bouchard, K. Zaghbi, *Sustainability*.
1173 **2020**, 12, 5837
- 1174 [15] F. Larouche, F. Tedjar, K. Amouzegar, G. Houlachi, P. Bouchard, G. P.
1175 Demopoulos, K. Zaghbi, *Materials* **2020**, 13, 801.
- 1176 [16] A. Mayyas, D. Steward, M. Mann, *Sustain. Mat. Tech.* **2019**, 19, e00087.
- 1177 [17] P. Xu, Q. Dai, H. Gao, H. Liu, M. Zhang, M. Li, Y. Chen, K. An, Y. S. Meng,
1178 P. Liu, Y. Li, J. S. Spangenberg, L. Gaines, J. Lu, Z. Chen, *Joule* **2020**, 4,
1179 2609.
- 1180 [18] A. Yoshino, *Angew. Chem. Int. Ed. Engl.* **2012**, 51, 5798.
- 1181 [19] A. Manthiram, *J. Phys. Chem. Lett.* **2011**, 2, 176.
- 1182 [20] J. B. Goodenough, K.-S. Park, *J. Am. Chem. Soc.* **2013**, 135, 1167.
- 1183 [21] J. W. Choi, D. Aurbach, *Nat. Rev. Mater.* **2016**, 1, 16013.
- 1184 [22] N. Nitta, F. Wu, J. T. Lee, G. Yushin, *Mater. Today*. **2015**, 18, 252.
- 1185 [23] D. Deng, *Energy Sci. Eng.* **2015**, 3, 385.

- 1186 [24] G. E. Blomgren, *J. Electrochem. Soc.* **2017**, *164*, 5019.
- 1187 [25] E. Hossain, H. M. R. Faruque, M. S. H. Sunny, N. Mohammad, N. Nawar,
1188 *Energies* 2020, *13*, 3651.
- 1189 [26] A. H. Kaksonen, N. J. Boxall, Y. Gumulya, H. N. Khaleque, C. Morris, T.
1190 Bohu, K. Y. Cheng, K. M. Usher, A. M. Lakaniemi, *Hydrometallurgy.* **2018**, *180*, 7.
- 1191 [27] H. R. Watling, *Minerals.* **2015**, *5*, 1.
- 1192 [28] C. L. Brierley, J. A. Brierley, *Appl Microbiol Biotechnol.* **2013**, *97*, 7543.
- 1193 [29] A. Schippers, S. Hedrich, J. Vasters, M. Drobe, W. Sand, S. Willscher, *Adv*
1194 *Biochem Eng Biotechnol.* **2014**, *141*, 1.
- 1195 [30] Z. Yu, H. Han, P. Feng, S. Zhao, T. Zhou, A. Kakade, S. Kulshrestha, S.
1196 Majeed, X. Li, *Bioresour Technol.* **2020**, *297*, 122416.
- 1197 [31] A. Işıldar, J. van de Vossenbergh, E. R. Rene, E. D. van Hullebusch, P. N. L.
1198 Lens, *Sustainable Heavy Metal Remediation*, Vol.2 (Eds: E. R. Rene, E.
1199 Sahinkaya, A. Lewis, P. N. L. Lens), Springer, Singapore, **2017**.
- 1200 [32] M. Baniyadi, F. Vakilchap, N. Bahaloo-Horeh, S. M. Mousavi, S. Farnaud,
1201 *J Ind Eng Chem.* **2019**, *76*, 75.
- 1202 [33] K. Bosecker, *FEMS Microbiol Rev.* **1997**, *20*, 591.
- 1203 [34] K. Pollmann, S. Kutschke, S. Matys, J. Raff, G. Hlawacek, F. L. Lederer,
1204 *Biotechnol Adv.* **2018**, *36*, 1048.
- 1205 [35] N. Bahaloo-Horeh, F. Vakilchap, S. M. Mousavi, *Recycling of Spent Lithium-*
1206 *Ion Batteries: Processing Methods and Environmental Impacts*, (Ed: L. An),
1207 Springer International Publishing, Switzerland, **2019**.
- 1208 [36] M. Jafari, H. Abdollahi, S. Z. Shafaei, M. Gharabaghi, H. Jafari, A. Akcil, S.
1209 Panda, *Min. Proc. Ext. Met. Rev.* **2018**, *40*, 87.
- 1210 [37] W. Krebs, C. Brombacher, P. P. Bosshard, R. Bachofen, H. Brandl, *FEMS*
1211 *Microbiol. Rev.* **1997**, *20*, 605.
- 1212 [38] J. Duarte, P. C. Estrada, P. C. Pereira, H. P. Beaumont, *FEMS Microbiol. Rev.*
1213 **1993**, *11*, 97
- 1214 [39] P. R. Norris, *Biomining: Theory, Microbes and Industrial Processes*, (Ed: D. E.
1215 Rawlings), Springer, Heidelberg, Berlin, **1997**.
- 1216 [40] F. Zhao, S. Wang, *Waste. Manag.* **2019**, 153.
- 1217 [41] H.L. Ehrlich *Eur. J. Min. Process. Environ. Protect* , **2004**, *4*, 102.
- 1218 [42] F. Acevedo, *Electron. J. Biotechnol* **2002** , *5* , **196**.

- 1219 [43] K. A. Natarajan, in *Biotechnology of Metals*, (Ed: K. A. Natarajan), Elsevier,
1220 Amsterdam 2018, 1.
- 1221 [44] B. K. Biswal, U. U. Jadhav, M. Madhaiyan, L. Ji, E.-H. Yang, B. Cao,
1222 *ACS Sustain. Chem. Eng.* **2018**, *6*, 1234.
- 1223 [45] W. Wu, X. Liu, X. Zhang, X. Li, Y. Qiu, M. Zhu, W. Tan, *J Biosci. Bioeng.*
1224 **2019**, *128*, 344.
- 1225 [46] B. Xin, D. Zhang, X. Zhang, Y. Xia, F. Wu, S. Chen, L. Li, *Bioresour. Technol.*
1226 **2009**, *100*, 6163.
- 1227 [47] N. Bahaloo-Horeh, S. M. Mousavi, *Waste. Manag.* **2017**, *60*, 666.
- 1228 [48] N. Bahaloo-Horeh, S. M. Mousavi, M. Baniasadi, *J. Clean. Prod.* **2018**, *197*,
1229 1546.
- 1230 [49] N. Bahaloo-Horeh, S. M. Mousavi, S. A. Shojaosadati, *J. Power Sources.* **2016**,
1231 *320*, 257.
- 1232 [50] Y. Yang, W. Song, J. Ferrier, F. Liu, L. Csetenyi, G. M. Gadd, *Appl. Microbiol.*
1233 *Biotechnol.* **2020**, *104*, 417.
- 1234 [51] X. Deng, L. Chai, Z. Yang, C. Tang, Y. Wang, Y. Shi, *J. Hazard. Mater.* **2013**,
1235 *107*, 248.
- 1236 [52] P. Rasoulnia, S. M. Mousavi, S. O. Rastegar, H. Azargoshasb, *Waste. Manag.*
1237 **2016**, *52*, 309.
- 1238 [53] A. Trivedi, S. Hait, *Measurement, Analysis and Remediation of Environmental*
1239 *Pollutants*, (Eds: T. Gupta, S. P. Singh, P. Rajput, A. K. Agarwal), Springer,
1240 Singapore **2020**.
- 1241 [54] D. Mishra, D. J. Kim, D. E. Ralph, J. G. Ahn, Y. H. Rhee, *Waste. Manag.* **2008**,
1242 *28*, 333.
- 1243 [55] M. J. Kim, J. Y. Seo, Y. S. Choi, G. H. Kim, *Waste. Manag.* **2016**, *51*, 168.
- 1244 [56] T. Naseri, N. Bahaloo-Horeh, S. M. Mousavi, *J. Clean. Prod.* **2019**, *220*, 483.
- 1245 [57] H. Zhao, J. Wang, C. Yang, M. Hu, X. Gan, L. Tao, W. Qin, G. Qiu,
1246 *Hydrometallurgy* **2015**, *151*, 141.
- 1247 [58] L. Li, G. Zeng, S. Luo, X. Deng, Q. Xie, *J. Appl. Biol. Chem.* **2013**, *56*, 187.
- 1248 [59] Y. Masaki, T. Hirajima, K. Sasaki, H. Miki, N. Okibe, *Geomicrobiol. J.* **2018**,
1249 *35*, 648.
- 1250 [60] S. Christel, M. Herold, S. Bellenberg, A. Buetti-Dinh, M. El Hajjami, I. V.
1251 Pivkin, W. Sand, P. Wilmes, A. Poetsch, M. Vera, M. Dopson,
1252 *Front. Microbiol.* **2018**, *9*, 3059.

- 1253 [61] T. Naseri, N. Bahaloo-Horeh, S. M. Mousavi, *J. Environ. Manage.* **2019**, *235*,
1254 357.
- 1255 [62] J. J. Roy, S. Madhavi, B. Cao, *J.Clean. Prod.*, 2021, 280, 124242;
- 1256 [63] J. J. Roy, S. Madhavi, B. Cao, *ACS Sustain.Chem.Eng.* 2021, 9, 3060;
- 1257 [64] J.J. Roy, B. Cao, S. Madhavi, *Chemosphere* 2021, 282, 130944.
- 1258 [65] G. Zeng, X. Deng, S. Luo, X. Luo, J. Zou, *J. Hazard. Mater.* **2012**, *164*, 199.
- 1259 [66] G. Zeng, S. Luo, X. Deng, L. Li, C. Au, *Miner. Eng.* **2013**, *49*, 40.
- 1260 [67] F. Anjum, M. Shahid, S. Bukhari, J. H. Potgieter, *Environ. Technol.* **2014**, *35*,
1261 262.
- 1262 [68] S. T. Vyas, Yen-Peng, *Resources.* **2018**, *7*, 3.
- 1263 [69] A. Heydarian, S. M. Mousavi, F. Vakilchap, M. Baniasadi, *J. Power. Sources.*
1264 **2018**, *378*, 19.
- 1265 [70] Y. B. Gumulya, J. Naomi, Khaleque, N.Himel, Santala, Ville, Carlson, P.Ross,
1266 Kaksonen, H.Anna, *Genes.* **2018**, *9*, 116.
- 1267 [71] N. J. Boxall, K. Y. Cheng, W. Bruckard, A. H. Kaksonen, *J. Hazard. Mater.*
1268 **2018**, *360*, 504.
- 1269 [72] Z. Niu, Y. Zou, B. Xin, S. Chen, C. Liu, Y. Li, *Chemosphere.* **2014**, *109*, 92.
- 1270 [73] Y. Xin, X. Guo, S. Chen, J. Wang, F. Wu, B. Xin, *J. Clean. Prod.* **2016**, *116*,
1271 249.
- 1272 [74] D. Zhu, W. A. Adebisi, F. Ahmad, S. Sethupathy, B. Danso, J. Sun, *Front.*
1273 *Bioeng.Biotechnol* **2020**, *8*, 483.
- 1274 [75] M. Dopson, D. S. Holmes, *Appl. Microbiol. Biotechnol.* **2014**, *98*, 8133.
- 1275 [76] S. Zhang, L. Yan, W. Xing, P. Chen, Y. Zhang, W. Wang, *Extremophiles.* **2018**,
1276 *22*, 563.
- 1277 [77] E. Mossali, N. Picone, L.Gentilini, O.Rodríguez, J. M.Pérez, M.Colledani, *J.*
1278 *Environ. Manage.* **2020**, *264*, 110500.
- 1279 [78] J. Xiao, J. Li, Z. Xu, , *Environ. Sci. Technol.* **2020**, *54*, 9.
- 1280 [79] X. Chen, C. Luo, J. Zhang, J.Kong, T.Zhou, *ACS Sustain. Chem. Eng.* 2015, 3,
1281 3104.
- 1282 [80] P.Meshram, Abhilash, B. D.Pandey, T. R.Mankhand, H.Deveci, *TMS.* **2016**, *68*,
1283 2613.
- 1284 [81] P.Meshram, B.D. Pandey, T. R.Mankhand, *Chem. Eng. J.* **2015**, *281*, 418.
- 1285 [82] D.Vanham, F.Bouraoui, A.Leip, B.Grizzetti, G.Bidoglio, *Environ. Res. Lett.*

- 1286 **2015**, *10*, 084008.
- 1287 [83] Y.Zhang, Q.Meng, P.Dong, J.Duan,Y.Lin, *J. Ind. Eng. Chem.* **2018**, *66*, 86.
- 1288 [84] Z.Wu, T.Soh, J. J.Chan, S.Meng, D.Meyer, M.Srinivasan, C. Y.Tay, *Environ.*
1289 *Sci. Technol.* **2020**, *54*, 9681.
- 1290 [85] Q. Meng, Y. Zhang, P. Dong, *Waste. Manag.* **2017**, *64*, 214.
- 1291 [86] J. Zhao, B. Zhang, H. Xie, J. Qu, X. Qu, P. Xing, H.Yin, *Environ. Res.* **2020**,
1292 *181*, 108803.
- 1293 [87] X. Tian, X. Wen, C. Yang, Y. Liang, Z. Pi, Y. Wang, *Hydrometallurgy* **2010**,
1294 *100*, 157.
- 1295 [88] M. T. Dao, T. T. T. Nguyen, X. D. Nguyen, D. D. La, D. D. Nguyen, S. W.
1296 Chang, W. J. Chung, V. K. Nguyen, *Sustainability* **2020**, *12*, 7909.
- 1297 [89] R. Ravindran, A. K. Jaiswal, *Biores. Technol.* 2016, 199, 92.
- 1298 [90] Y. Chen, D. Chang, N. Liu, F. Hu, C. Peng, X. Zhou, J. He, Y. Jie, H. Wang, B.
1299 P. Wilson, M. Lundstrom, *JOM* *71*, **2019**, 4465.
- 1300 [91] A. Orozco, M. Ahmad, D. Rooney, G. Walker, *Process Saf. Environ. Prot.* **2007**,
1301 *85*,446.
- 1302 [92] Z. Benseititi, D. Schweich, C.A.M. Abreu, *Braz. J. Chem. Eng.*,**1997**, *14*, 1.
- 1303 [93] S. B. Khushwant, H. P. V. Rupasinghe. *Oxid Med Cell Longev.* **2013**, *2013*,
1304 891748.
- 1305 [94] S.Xiang, P.Yang, H.Guo, S.Zhang, X.Zhang, F.Zhu, Y.Li, *Macromol. Rapid*
1306 *Commun.* **2017**, *38*, 1700446.
- 1307 [95] X.Chen, C.Guo, H.Ma, J.Li, T.Zhou, L.Cao, D.Kang, *Waste. Manag.* **2018**, *180*,
1308 832.
- 1309 [96] J.Jiao, J.Li, Y.Bai, *J. Clean. Prod.* **2018**, *180*, 832.
- 1310 [97] A. A. Awoyale, D.Lokhat, *Biofuels, Bioprod. Bioref.* **2018**, *13*: 192-207.
- 1311 [98] M.A.Saeed, H.Ma, S.Yue, Q.Wang, M.Tu, *Environ Sci Pollut Res*, **2018**,
1312 *25*, 28851.
- 1313 [99] L. Li, W. Qu, X. Zhang, J. Lu, R. Chen, F. Wu, K. Amine, *J. Power. Sources.*
1314 **2015**, *282*, 544.
- 1315 [100] L. Li, J. Ge, R. Chen, F. Wu, S. Chen, X. Zhang, *Waste. Manag.* **2010**, *30*,
1316 2615.
- 1317 [101] X. Chen, T. Zhou, *Waste. Manag. Res.* **2014**, *32*, 1083.

- 1318 [102] L. P. He, S.Y. Sun, Y. Y. Mu, X. F. Song, J. G. Yu, *ACS Sustain. Chem. Eng.*
1319 **2017**, *5*, 714.
- 1320 [103] Y. Zheng, W. Song, W. Mo, L. Zhou, J. W. Liu, *RSC Adv.* **2018**, *8*, 8990.
- 1321 [104] R. Golmohammadzadeh, F. Rashchi, E. Vahidi, *Waste. Manag.* **2017**, *64*, 244.
- 1322 [105] L. Li, J. Lu, Y. Ren, X. X. Zhang, R. J. Chen, F. Wu, K. Amine, *J. Power.*
1323 *Sources.* **2012**, *218*, 21.
- 1324 [106] L.Li, E.Fan, Y.Guan, X.Zhang, Q.Xue, L.Weil, R.Chen, *ACS Sustain. Chem.*
1325 *Eng.* **2017**, *5*, 5224.
- 1326 [107] L.Sun, K.Qiu, *Waste. Manag.* **2012**, *32*, 1575.
- 1327 [108] J.Xu, H. R.Thomas, R. W.Francis, K. R.Lum, J.Wang, B.Liang, *J. Power.*
1328 *Sources.* **2008**, *177*, 512.
- 1329 [109] J.Wang, M.Chen, H.Chen, T.Luo, Z.Xu, *Procedia Environ. Sci.* **2012**, *16*, 443.
- 1330 [110] E. Bakker, *Anal. Chem.* **2004**, *76*, 3285.
- 1331 [111] S. P. S. Badwal, S. S. Giddey, C. Munnings, A. I. Bhatt, A. F. Hollenkamp,
1332 *Front. Chem.* **2014**, *2*, 79.
- 1333 [112] M. Gorgievski, D. Božić, V. Stanković, G. Bogdanović, *J. Hazard. Mater.*
1334 **2009**, *170*, 716.
- 1335 [113] W. Jin, Y. Zhang, *ACS Sustain. Chem. Eng.* **2020**, *8*, 4693.
- 1336 [114] F. Hine, in *Electrode Processes and Electrochemical Engineering*, Springer,
1337 Boston, MA, US **1985**.
- 1338 [115] G. Prabakaran, S. P. Barik, N. Kumar, L. Kumar, *Waste Manage.* **2017**, *68*,
1339 527.
- 1340 [116] V. G. Celante, M. B. J. G. Freitas, K. Y. Cheng, N. Haque, W. Bruckard, A. H.
1341 Kaksonen, *J. Appl. Electrochem.* **2010**, *40*, 233.
- 1342 [117] N. J. Boxall, N. Adamek, *Waste. Manag.* **2018**, *74*, 435.
- 1343 [118] M. M. Cerrillo-Gonzalez, M. Villen-Guzman, M. Villen-Guzman, C. Vereda-
1344 Alonso, C. Gomez-Lahoz, J. M. Rodriguez-Maroto, J. M. Paz-Garcia, *App. Sci.*
1345 **2020**, *10*, 2367.
- 1346 [119] M. B. J. G. Freitas, V. G. Celante, M. K. Pietre, *J. Power Sources.* **2010**, *195*,
1347 3309.
- 1348 [120] M. B. J. G. Freitas, E. M. Garcia, V. G. Celante, *J. Appl. Electrochem.* **2009**,
1349 *39*, 601.
- 1350 [121] B. Zhang, H. Xie, B. Lu, X. Chen, P. Xing, J. Qu, Q. Song, H. Yin, *ACS*
1351 *Sustain. Chem. Eng.* **2019**, *7*, 13391.

- 1352 [122] Y. I. Mesbah, N. Ahmed, B. A. Ali, N. K. Allam, *ChemElectroChem.* **2020**, *7*,
1353 975.
- 1354 [123] S. Natarajan, V. Aravindan, *ACS Energy Lett.* **2018**, *3*, 2101.
- 1355 [124] A. Rafsanjani-Abbasi, E. Rahimi, H. Shalchian, J. Vahdati-Khaki, A.
1356 Babakhani, S. Hosseinpour, A. Davoodi, *Materials.* **2019**, *12*,90.
- 1357 [125] J. Myoung, Y. Jung, J. Lee, Y. Tak, *J. Power Sources.* **2002**, *112*, 639.
- 1358 [126] F. Larouche, F. Tedjar, K. Amouzegar, G. Houlachi, P. Bouchard, G. P.
1359 Demopoulos, K. Zaghib, *Materials.* **2020**, *13*, 801.
- 1360 [127] A. J. Bard, *Electrochemical methods : fundamentals and applications / Allen J.*
1361 *Bard, Larry R. Faulkner*, Wiley, New York **2001**.
- 1362 [128] S. Al-Thyabat, T. Nakamura, E. Shibata, A. Iizuka, *Miner. Eng.* **2013**, *45*, 4.
- 1363 [129] M. Joulié, R. Laucournet, E. Billy, *J. Power Sources.* **2014**, *247*, 551.
- 1364 [130] B. Swain, J. Jeong, J.-c. Lee, G.-H. Lee, J.-S. Sohn, *J. Power Sources.* **2007**,
1365 *167*, 536.
- 1366 [131] P. Meshram, Abhilash, B. D. Pandey, T. R. Mankhand, H. Deveci, *JOM.* **2016**,
1367 *68*, 2613.
- 1368 [132] Z. Li, L. He, Z. w. Zhao, D. Wang, W. Xu, *ACS Sustain. Chem. Eng.* **2019**, *7*,
1369 16738.
- 1370 [133] D. Dutta, A. Kumari, R. Panda, S. Jha, D. Gupta, S. Goel, M. K. Jha, *Sep.*
1371 *Purif. Technol.* **2018**, *200*, 327.
- 1372 [134] C. Lupi, M. Pasquali, *Miner. Eng.* **2003**, *16*, 537.
- 1373 [135] C. Lupi, M. Pasquali, A. Dell’Era, *Waste Manage.* **2005**, *25*, 215.
- 1374 [136] D. Quintero-Almanza, Z. Gamiño-Arroyo, L. E. Sánchez-Cadena, F. I. Gómez-
1375 Castro, A. R. Uribe-Ramírez, A. F. Aguilera-Alvarado, L. M. Ocampo
1376 Carmona, *Batteries.* **2019**, *5*, 44.
- 1377 [137] J. Zhao, X. Qu, J. Qu, B. Zhang, Z. Ning, H. Xie, X. Zhou, Q. Song, P. Xing,
1378 H. Yin, *J. Hazard. Mater.* **2019**, *379*, 120817.
- 1379 [138] D.-i. Ra, K.-S. Han, *J. Power Sources.* **2006**, *163*, 284.
- 1380 [139] L. Li, R. Chen, F. Sun, F. Wu, J. Liu, *Hydrometallurgy.* **2011**, *108*, 220.
- 1381 [140] M. J. Ganter, B. J. Landi, C. W. Babbitt, A. Anctil, G. Gaustad, *J. Power*
1382 *Sources.* **2014**, *256*, 274.
- 1383 [141] X. Wang, H. Qiu, H. Liu, P. Shi, J. Fan, Y. Min, Q. Xu, *Green Chem.* **2018**, *20*,
1384 4901.

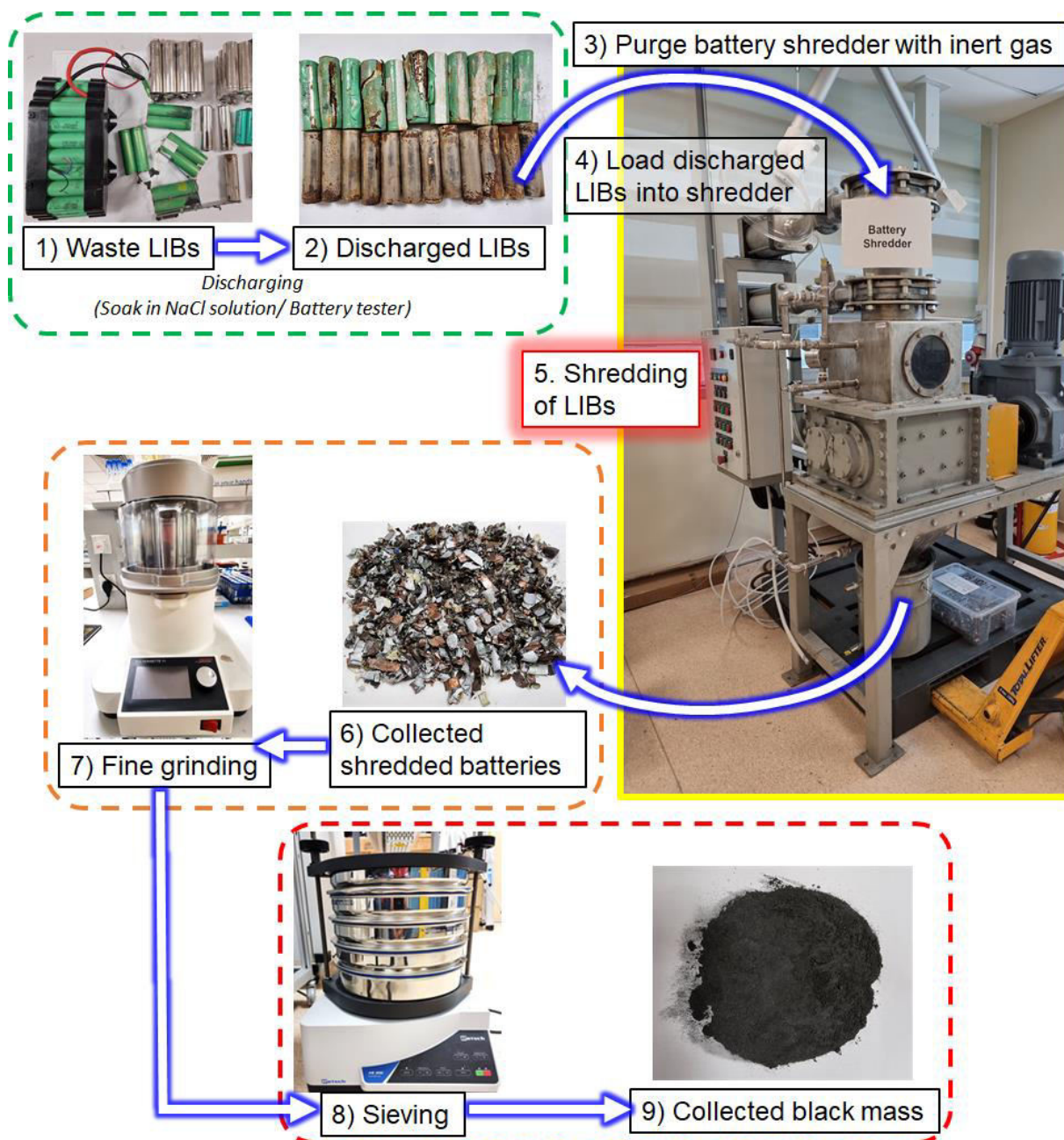
- 1385 [142] M. B. J. G. Freitas, E. M. Garcia, E. C. Pereira, M. B. J. G. Freitas, *J. Power*
1386 *Sources*. **2007**, *171*, 953.
- 1387 [143] E. M. Garcia, J. S. Santos, E. C. Pereira, M. B. J. G. Freitas, *J. Power Sources*.
1388 **2008**, *185*, 549.
- 1389 [144] E. M. Garcia, H. A. Tarôco, T. Matencio, R. Z. Domingues, J. A. F. dos Santos,
1390 R. V. Ferreira, E. Lorençon, D. Q. Lima, M. B. J. G. de Freitas, *J. Appl.*
1391 *Electrochem.* **2012**, *42*, 361.
- 1392 [145] E. M. Garcia, H. A. Tarôco, T. Matencio, R. Z. Domingues, J. A. F. dos Santos,
1393 M. B. J. G. de Freitas, *J. Appl. Electrochem.* **2011**, *41*, 1373.
- 1394 [146] G. Zubi, R. Dufo-López, M. Carvalho, G. Pasaoglu, *Renew. Sustain. Energy*
1395 *Rev.* **2018**, *89*, 292.
- 1396 [147] W. Jin, J. Su, S. Zheng, H. Lei, *J. Electrochem. Soc.* **2017**, *164*, D723.
- 1397 [148] I. Bakonyi, E. Simon, B. G. Tóth, L. Péter, L. F. Kiss, *Phys. Rev. B.* **2009**, *79*,
1398 174421.
- 1399 [149] W. Mei, X. Yang, L. Li, Y. Tong, Y. Lei, P. Li, Z. Zheng, *ACS Sustain. Chem.*
1400 *Eng.* **2020**, *8*, 3606.
- 1401 [150] R. E. Morris, *Chem. Commun.* **2009**, *21*, 2990.
- 1402 [151] F. Chen, D. Hongqiang, Y. Liang, J. Yang, G. Tang, W. Zhang, Y. Cao, *J.*
1403 *Clean. Prod.* **2019**, *208*, 353.
- 1404 [152] C. Casado-Coterillo, A. Fernández-Barquín, B. Zornoza, C. Téllez, J. Coronas,
1405 Á. Irabien, *RSC Advances* **2015**, *5*, 102350.
- 1406 [153] G. Zante, A. Braun, A. Masmoudi, R. Barillon, D. Trébouet, M. Boltoeva,
1407 *Miner. Eng.* **2020**, *156*, 106512.
- 1408 [154] G. Zante, A. Masmoudi, R. Barillon, D. Trébouet, M. Boltoeva, *J. Ind. Eng.*
1409 *Chem.* **2020**, *82*, 269.
- 1410 [155] M. K. Tran, M.-T. F. Rodrigues, K. Kato, G. Babu, P. M. Ajayan, *Nat. Energy*
1411 **2019**, *4*, 339.
- 1412 [156] K. Larsson, K. Binnemans, *Green Chem.* **2014**, *16*, 4595.
- 1413 [157] L. Chen, X. Tang, X. Tang, Y. Zhang, L. Li, Z. Zeng, Y. Zhang, *Hydrometallurgy.*
1414 **2011**, *108*, 80.
- 1415 [158] B. Huang, Z. Pan, X. Su, L. An, *J. Power. Sources.* **2018**, *399*, 274.
- 1416 [159] L. Gaines, *SM&T.* **2018**, *17*, 68.
- 1417 [160] C. Lupi, M. Pasquali, *Miner. Eng.* **2003**, *16*, 537.

- 1418 [161] J.Nan, D.Han, X.Zuo, *J. Power. Sources.* **2005**, 152, 278.
- 1419 [162] W.Lv, Z.Wang, H.Cao, Y.Sun, Y.Zhang, Z.Sun, *ACS Sustain. Chem.*
1420 *Eng.* **2018**, 6, 1504.
- 1421 [163] C. K.Lee, K. I.Rhee, *J. Power. Sources.* **2002**, 109, 17.
- 1422 [164] Y. Zhao, X. Yuan, L. Jiang, J. Wen, H. Wang, R. Guan, J. Zhang, G. Zeng,
1423 *Chem. Eng. J.* **2020**, 383, 123089
- 1424 [165] V.Pimenta, M.Sathiya, D.Batuk, A. M.Abakumov, D.Giaume, S.Cassaignon,
1425 D.Larcher, J. M.Tarascon, *Chem. Mater.* **2017**, 29, 9923.
- 1426 [166] Y. Shi, G. Chen, F. Liu, X. Yue, Z. Chen, *ACS Energy Letters* **2018**, 3, 1683.
- 1427 [167] L. Yao, Y. Feng, G. Xi, *RSC Advances* **2015**, 5, 44107.
- 1428 [168] Y.Xuanye, Y.Hongge, C.Jihua, H.Mao, X.Feng, Z.Zhengfu, X.Hongmei, *Solid*
1429 *State Ion.* **2016**, 289, 159.
- 1430 [169] K.K.Bokinala, M.Pollet, A.Artemenko, M.Miclau, I.Grozescu, *J. Solid State*
1431 *Chem.* **2013**, 198, 45.
- 1432 [170] G.Li, J.Zhang, *Appl. Surf. Sci.* **2012**, 258, 7612.
- 1433 [171] H.Yan, X.Huang, Z.Lu, H.Huang, R.Xue, L.Chen, *J. Power Sources.* **1997**, 68,
1434 530.
- 1435 [172] K. S.Tan, M.V.Reddy, G. V. S.Rao, B. V. R.Chowdari, *J. Power Sources.*
1436 **2005**, 147, 241.
- 1437 [173] Z.Chen, Y.Ren, Y.Qin, H.Wu, S.Ma, J.Ren, X.He, Y. K.Sun, K.Amine, *J.*
1438 *Mater. Chem.* **2011**, 21, 5604.
- 1439 [174] H.S.Kim, D.W.Kam, W. S.Kim, H. J. Koo, *Ionics.* **2011**, 17, 293.
- 1440 [175] J.Chen, M.S.Whittingham, *Electrochem. Commun.* **2006**, 8, 855.
- 1441 [176] T.Erdmenger, C.Guerrero-Sanchez, J.Vitz, R.Hoogenboom, U.S. Schubert,
1442 *Chem. Soc. Rev.* **2010**, 39, 3317.
- 1443 [177] D. Bian, Y. Sun, S. Li, Y. Tian, Z. Yang, X. Fan, W. Zhang, *Electrochim.Acta*
1444 **2016**, 190, 134
- 1445 [178] J. Kumar, X. Shen, B. Li, H. Liu, J. Zhao, *Waste Manag.* **2020**, 113, 32.
- 1446 [179] L. Li, X. Zhang, R. Chen, T. Zhao, J. Lu, F. Wu, K. Amine, *J. Power Sources*
1447 **2014**, 249, 28.
- 1448 [180] X. Zhang, Y. Bian, S. Xu, E. Fan, Q. Xue, Y. Guan, F. Wu, L. Li, R. Chen,
1449 ACS
1450 *Sustain. Chem. Eng* **2018**, 6, 5959.

- 1451 [181] S. Natarajan, V. Aravindan, *Adv. Energy Mater.* **2020**, 10, 2002238.
- 1452 [182] Y. Gao, C. Wang, J. Zhang, Q. Jing, B. Ma, Y. Chen, W. Zhang, *ACS Sustain.*
1453 *Chem. Eng.* **2020**, 8, 9447.
- 1454 [183] F. Arshad, L. Li, K. Amin, E. Fan, N. Manurkar, A. Ahmad, J. Yang, F. Wu, R.
1455 Chen, *ACS Sustain. Chem. Eng.* **2020**, 8, 13527.
- 1456 [184] J. Yang, E. Fan, J. Lin, F. Arshad, X. Zhang, H. Wang, F. Wu, R. Chen, L. Li,
1457 *ACS Appl. Energy Mater.* **2021**, 4, 6261
- 1458 [185] B. Markey, M. Zhang, I. Robb, P. Xu, H. Gao, D. Zhang, J. Holoubek, D. Xia,
1459 Y. Zhao, J. Guo, M. Cai, Y. S. Meng, Z. Chen, *J. Electrochem. Soc.* **2020**, 167,
1460 160511.
- 1461 [186] J.J. Roy, D. Phoung, T.J. Ernest, B. Cao, S. Madhavi **2021**, unpublished data
- 1462 [187] E. Perez, M. L. Andre, R. N. Amador, F. Hyvrard, J. Borrini, M. Carboni,
1463 D. Meyer, *J. Hazard. Mater.* **2016**, 317, 617.
- 1464 [188] S. Kitagawa, R. Kitaura, S. I. Noro, *Angew. Chem. Int. Ed.* **2004**, 43, 2334.
- 1465 [189] H. Furukawa, K. E. Cordova, M. O. Keeffe, O. M. Yaghi, *Science.* **2013**,
1466 341, 123044.
- 1467 [190] E. Environ, A. Morozan, B. Liu, V. S. Thoi, *Energy Environ. Sci.* **2012**, 11, 9269.
- 1468 [191] A. E. Baumann, D. A. Burns, *Commun. Chem.* **2019**, 86, 1.
- 1469 [192] Y. Sun, H. Zhou, Y. Sun, H. Zhou, *Sci. Adv. Mater.* **2015**, 16, 54202.
- 1470 [193] M. Cognet, J. Condomines, J. Cambedouzou, S. Madhavi, M. Carboni, D. Meyer,
1471 *J. Hazard. Mater.* **2020**, 385, 121603.
- 1472 [194] E. Perez, R. N. Amador, M. Carboni, D. Meyer, *Mater. Lett.*, **2016**, 167, 188.
- 1473 [195] M. Cognet, T. Gutel, D. Peralta, J. Maynadi, M. Carboni, D. Meyer, *J.*
1474 *Electrochem. Soc.*, **2017**, 164, A2552.
- 1475 [196] M. Cognet, T. Gutel, R. Gautier, X. R. F. Le Goff, A. Mesbah, N. Dacheux,
1476 M. Carboni, D. Meyer, *Mater. Lett.*, **2019**, 236, 73
- 1477 [197] K. Kumar, S. Maddila, S. Babu, S. B. Jonnalagadda, *Inorganica Chim. Acta.*
1478 **2016**, 446, 61.
- 1479 [198] M. Rubio-martinez, C. Avci-camur, D. MasPOCH, M. R. Hill, A. W. Thornton,
1480 I. Imaz, M. Rubio-martinez, *Chem. Soc. Rev.* **2017**, 11, 3453.
- 1481 [199] A. D. G. Firmino, R. F. Mendes, M. M. Antunes, P. C. Barbosa, F. Vilela,
1482 M. R. G. A. A. Valente, F. M. L. Figueiredo, P. C. Tome, F. A. Almeida Paz,
1483 *Inorg. Chem.* **2017**, 56, 1193.

- 1484 [200] X.Jiang, Y.Sha, R.Cai, Z.Shao, *J. Mater. Chem. A.* **2015**, 3, 10536
- 1485 [201] El-S. M. El-Sayed, D. Yuan, *Green Chem.* **2020**, 22, 4082.
- 1486 [202] E.L. Capelle, M. Cognet, S. Madhavi, M. Carboni, D. Meyer,
1487 *Materials* **2020**, 13, 441.
- 1488 [203] D. E. Zazueta-Álvarez, M. A. Martínez-Prado, W. Rosas-Flores, J. G.
1489 Carmona-
1490 Jasso, C. U. Moreno-Medina, J. A. Rojas-Contreras, *Water, Air, & Soil*
1491 *Pollution*
1492 **2020**, 231, 237.
- 1493 [204] A. Priya, S. Hait, *Environ.Sci.Pollu.Res.* **2017**, 24, 6989.
- 1494 [205] T. H. Nguyen, S. Won, M.-G. Ha, D. D. Nguyen, H. Y. Kang, *Chemosphere*
1495 **2021**, 282, 131108.
- 1496 [206] J. Lu, S. Xu, *J. Clean. Prod.* **2021**, 303, 127033.
- 1497 [207] T. J. Yokokura, J. R. Rodriguez, V. G. Pol, *ACS Omega* **2020**, 5, 19715.
- 1498 [208] J. Desjardins, *Visual Capitalist*, **2016**, 4,
1499 <https://www.visualcapitalist.com/critical>

1500 **Figures**



1501

1502

Figure 1: Process flow diagram of pre-treatment.

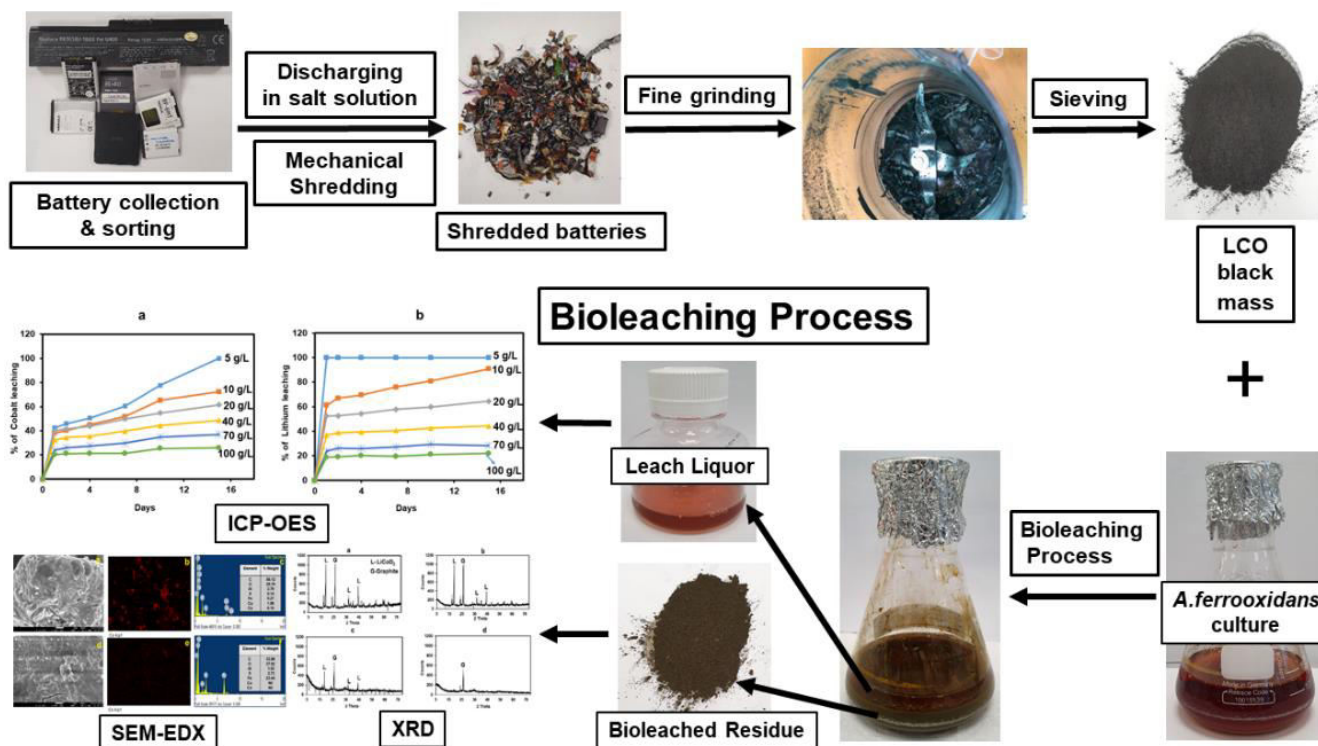


Figure 2: Typical bioleaching process , Reproduced with permission [62] Copyright 2021, Elsevier



Figure 3: An illustration representing various food waste employed in the recent progress on the food-waste enabled waste for waste (W4W) approaches for recycling spent LIBs. A) Tea Leaf B) Orange peel c) Grape seed D) Macadamia shell E) Corn cop

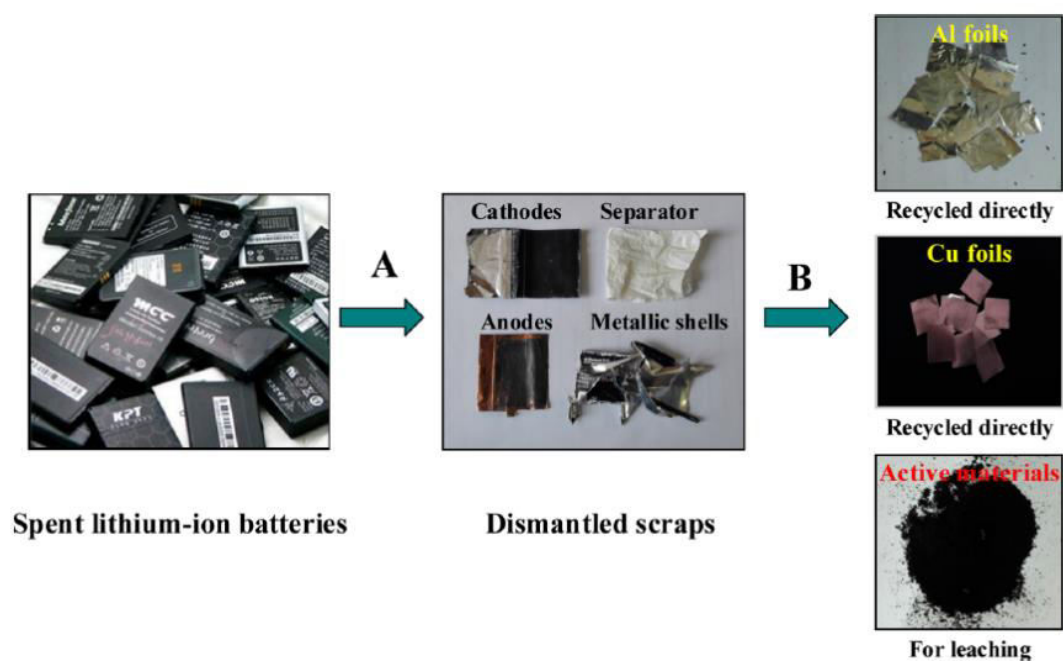


Figure 4: Mechanical processing of spent LIBs prior to leaching experiments.

A. Manual dismantling B. Peeling of Al/Cu foils for their direct recycling

Reproduced with permission [79] Copyright 2015, American Chemical Society.

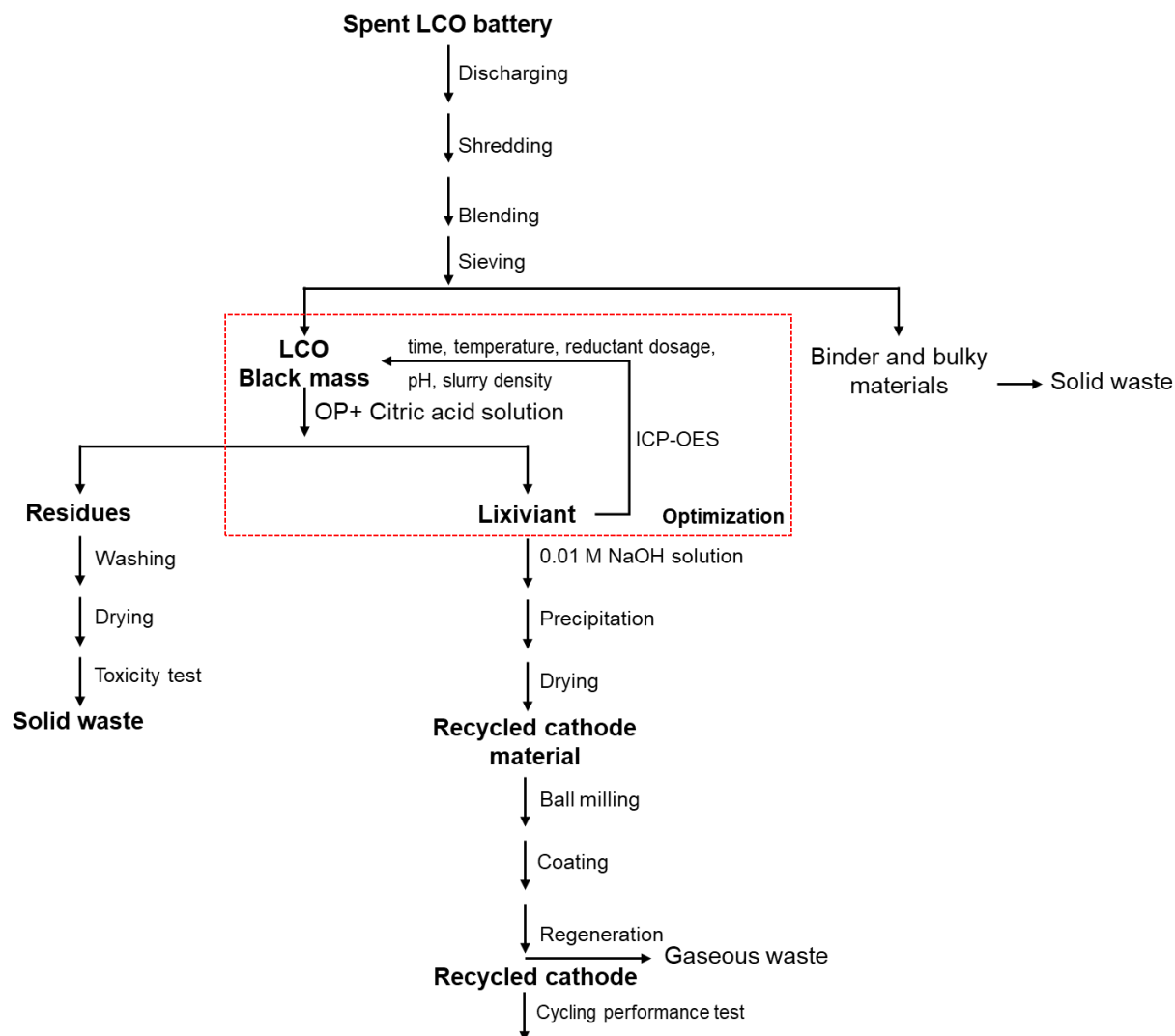


Figure 5: An overview of the orange peel (OP)-based green hydrometallurgical process for the recycling of spent LIBs. Reproduced with permission [84] .

Copyright (2020), American Chemical Society

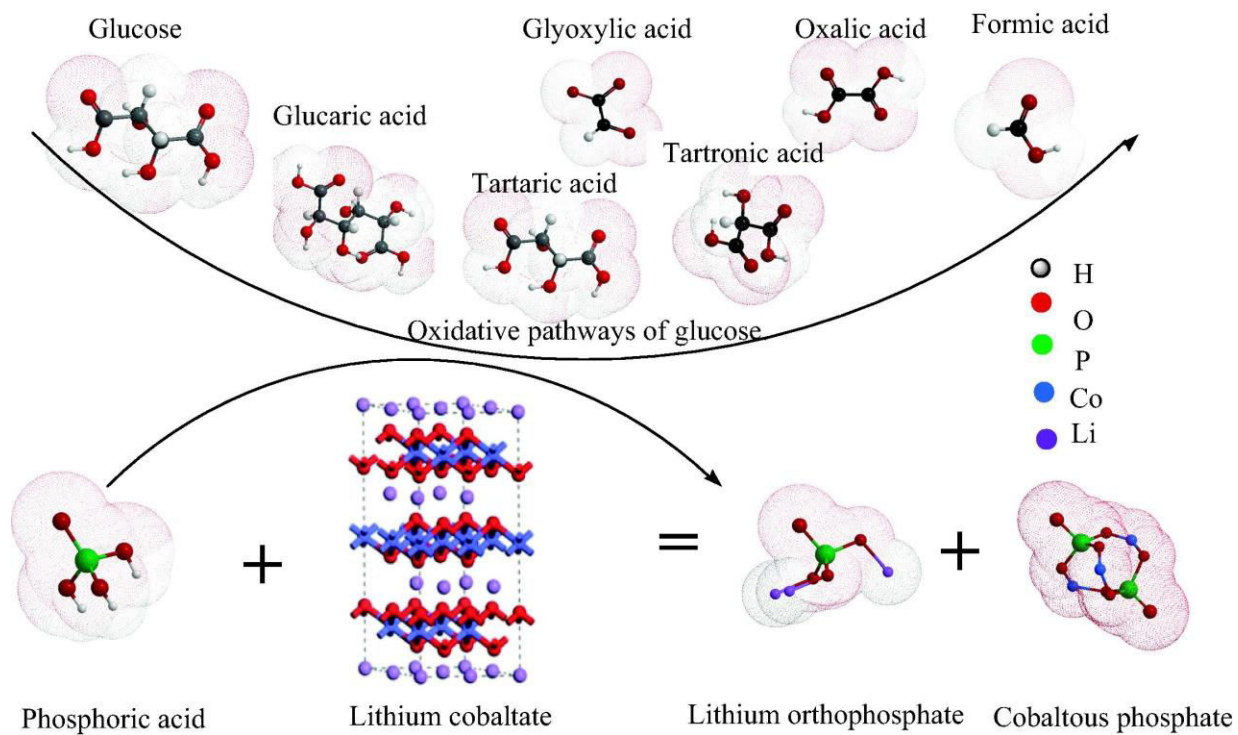


Figure 6: A possible leaching process of LiCoO_2 material in the glucose and phosphoric acid solution. Reproduced with permission [85] Copyright (2017), Elsevier.

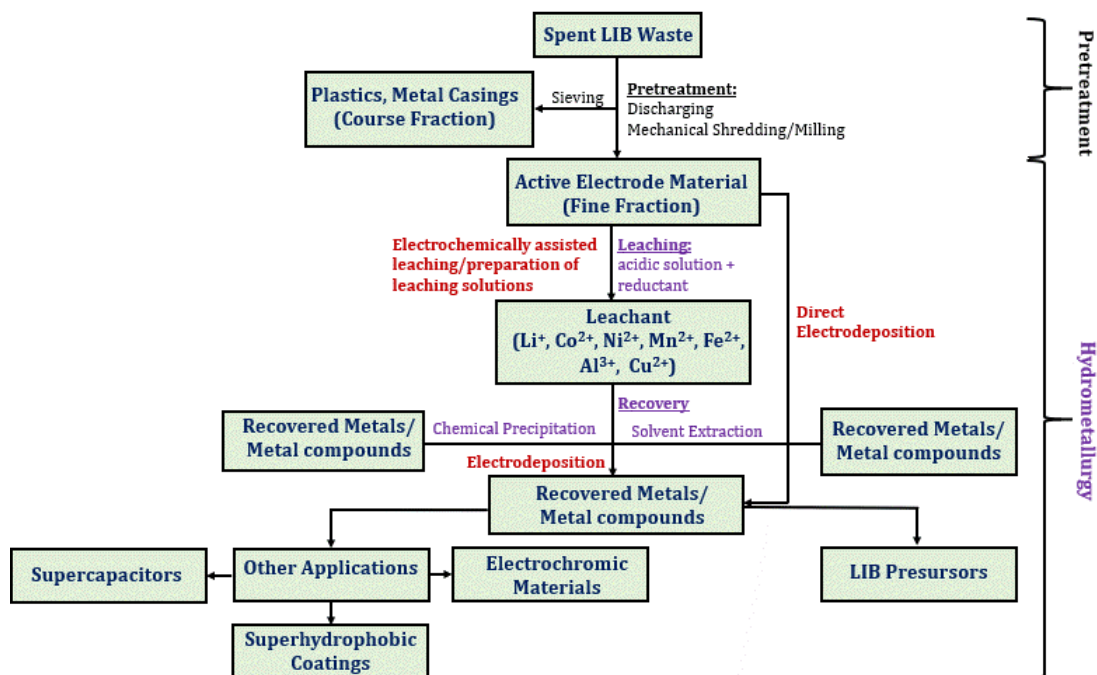


Figure 7: Flowchart of a hydrometallurgy recycling process of spent LIB waste, where the purple colour marks the commonly used processes, whereas the red colour indicates electrochemically assisted approaches.

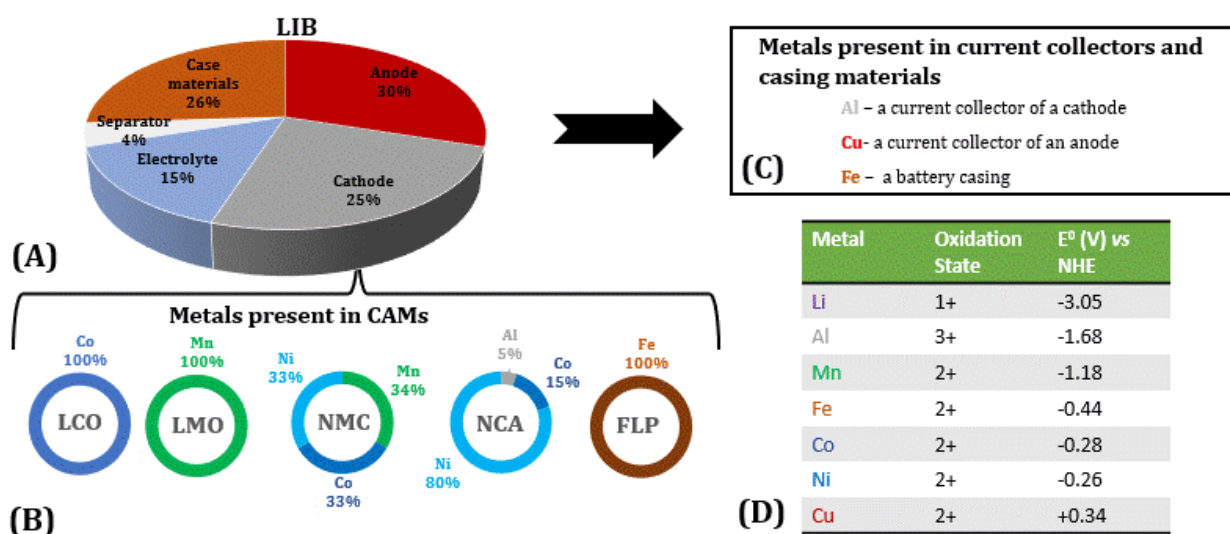


Figure 8: (A) Composition of a typical LIB; (B) Metals present in different types of CAMs (Li is not shown); (C) Metals present in current collectors and casing materials; (D) Standard reduction potentials of metals present in spent LIB waste.

A) Reproduced with permission [130] Copyright (2017), Elsevier. B) Reproduced with permission [208] Copyright (2016) Visual Capitalist D) Reproduced with permission [127] Copyright (2001) Wiley

Tables

Table 1: Battery Recycling methods' advantages and disadvantages.

Recycling Method	Advantages	Disadvantages	References
Pyrometallurgy	Applicable to all battery types and configuration After sorting no other mechanical pre-treatment necessary High recovery of metals (e.g., Co, Ni, and Cu)	Cannot recycle/ treat Li, Al, and LFP batteries Gas clean-up is required to avoid toxic air emissions Energy and Capital intensive	15
Hydrometallurgy	Applicable to any battery chemistry Flexible in recovery processes to target specific metals High recovery rates and High purity can be achieved Energy and capital efficient Retains valuable cathode structure	Battery cells must be crushed (causing safety concerns) Cathode structure defects because of Acid treatment High volume of process efficient to be treated and recycled or disposed Not economical for lithium iron phosphate (LFP) batteries	16
Direct recycling	Practically all battery materials can be recovered, including anode, electrolyte, and foils Suitable for LFP batteries Energy efficient Convenient for recycling manufacturing scraps	Complex mechanical pre-treatment and separations are required Recovered material may not perform as well as virgin material or becomes obsolete by the time it is introduced to market Mixing cathode materials could reduce the value of recycled product Regeneration processes yet to be developed Not scaled up to industrial level	17

Reproduced with permission [14] **Copyright (2020), MDPI**

Table 2: Physio-electro properties of lithium-ion batteries and types

Types of Li-ion batteries	Cathode	Anode	Nominal Voltages	Typical operating range	Specific energy (capacity)	Charge (C-rate)	Discharge (C-rate)	Cycle life	References
Lithium Cobalt Oxide (LCo)	LiCoO ₂ (~60% Co)	graphite	3.60V	3.0–4.2V/cell	150–200Wh/kg	0.7–1C, charges to 4.20V (most cells); 3h charge typical. Charge current above 1C shortens battery life.	1C; 2.50V cut off. Discharge current above 1C shortens battery life	500–1000, related to depth of discharge, load, temperature	22,25
Lithium Manganese Oxide (LMO)	LiMn ₂ O ₄	graphite	3.70V-3.80V	3.0–4.2V/cell	100–150Wh/kg	0.7–1C typical, 3C maximum, charges to 4.20V (most cells)	1C; 10C possible with some cells, 30C pulse (5s), 2.50V cut-off	300–700 (related to depth of discharge, temperature)	22,25
Lithium Nickel Manganese Cobalt Oxide (NMC)	LiNiMnCoO ₂	graphite	3.60V-3.70V	3.0–4.2V/cell, or higher	150–220Wh/kg	0.7–1C, charges to 4.20V, some go to 4.30V; 3h charge typical. Charge current above 1C shortens battery life.	1C; 2C possible on some cells; 2.50V cut-off	1000–2000 (related to depth of discharge, temperature)	22,55
Lithium Iron Phosphate (LFP)	LiFePO ₄	graphite	3.20-3.30V	2.5–3.65V/cell	90–120Wh/kg	1C typical, charges to 3.65V; 3h charge time typical	1C, 25C on some cells; 40A pulse (2s); 2.50V cut-off (lower than 2V causes damage)	2000 and higher (related to depth of discharge, temperature)	22,25
Lithium Nickel Cobalt Aluminum Oxide (NCA)	LiNiCoAlO ₂ (~9% Co),	graphite	3.60V	3.0–4.2V/cell	200-260Wh/kg 300Wh/kg predictable	0.7C, charges to 4.20V (most cells), 3h charge typical, fast charge possible with some cells	1C typical; 3.00V cut-off; high discharge rate shortens battery life	500 (related to depth of discharge, temp.)	22,55
Lithium Titanate (LTO)	lithium manganese oxide	Li ₂ TiO ₃ (titanate)	2.40V	1.8–2.85V/cell	50–80Wh/kg	1C typical; 5C maximum, charges to 2.85V	10C possible, 30C 5s pulse; 1.80V cut-off on LCO/LTO	3,000–7,000	22,55

Table 3: Microorganisms used in the bioleaching of LIBs.

S. No	Organism Name	Single/consortia	Nutrient Media	Temp & pH	Pulp Density w/v	Bioleaching Efficiency %	Reference
Bacteria used in the bioleaching of LIBs							
1.	<i>Acidithiobacillus Thiooxidans (80191)</i>	Single	Basel 317 + S power 1%	30°C / pH 3.3 & pH 2.4	0.25%	Li 22, Co 66	[44]
2.	<i>Acidithiobacillus ferrooxidans (ATCC19859)</i>	Single	9k medium+ S power + Fe(II) ion 3 g/L	30°C / pH 2.5	0.5%	Li 9, Co 65	[54]
3.	<i>Acidithiobacillus thiooxidans(isolated)</i>	Single	Basic medium + S powder 16 g/L + pyrite 16g/L	30°C / pH 1.0	1.0%	Li 85, Mn 19 Co 10, Ni 10	[73]
4.	<i>Leptospirillum ferriphilum (isolated)</i>	Single	Basic medium +S powder 16g/L + pyrite 16g/L	30°C / pH 1.0	1.0%	Li 31, Mn 42 Co 23, Ni 23	[73]
5.	<i>Acidithiobacillus thiooxidans(isolated) and Leptospirillum ferriphilum(isolated)</i>	Consortia	Basic medium + S powder 16g/L + pyrite 16g/L (1: 1 ratio)	30°C / pH 1.0	1.0%	Li 90, Mn 90 Co 96, Ni 97	[73]
6.	<i>Acidithiobacillus ferrooxidans (PTCC1647) and Acidithiobacillus Thiooxidans(PTCC 1717)</i>	Adapted mixed culture	Modified 9k medium + S powder 5 g/L+ FeSO4 36.7 g/L	32°C / pH 1.5	4.0%	Li 99.2, Co 50.4 Ni 89.4	[69]
7.	<i>Acidithiobacillus Thiooxidans(PTCC 1717)</i>	Single	9k Medium + S powder 5 g/L	30°C / pH 2.0	1.0 - 5.0%	Li 99, Co 60 Ni 20 (3% w/v)	[61]
8.	<i>Acidithiobacillus ferrooxidans (PTCC 1647)</i>	Single	9K medium + FeSO4.7H2O 44.22 g/L	30°C / pH 2.0	1.0 -10%	Li 100, Co 88, Mn 20 (4% S/L)	[56]
9.	<i>Acidithiobacillus ferrooxidans DSMZ 1927)</i>	Single	Modified 9K medium + FeSO4.7H2O 150 g/L	30°C / pH 2.0	10%	Co 94, Li 60	[62]
10.	<i>Acidithiobacillus ferrooxidans DSMZ 1927)</i>	Single	Modified 9K medium + FeSO4.7H2O 150 g/L	30°C / pH 2.0	10%	Ni 90, Mn 92, Co 82, Li 89	[63]
Fungi used in the bioleaching of LIBs							
11.	<i>Aspergillus Niger (Isolated)</i>	Single	Sucrose medium	30°C / 2.4	0.25	Li 100, Co 82	[44]
12.	<i>Aspergillus Niger (PTCC 5010)</i>	Single/ adapted	Sucrose medium	30°C / 2.5	1.0	Li 100, Co 38 Cu 94, Mn 72 Ni 45	[48]
13.	<i>Aspergillus Niger (PTCC 5210)</i>	Single	Sucrose medium	30°C / 3.0	2.0	Li 100, Co 55, Cu 100, Mn 77, Ni 37	[47]
14.	<i>Aspergillus Niger (PTCC 5210)</i>	Single	Sucrose medium	30°C / 1.0	1.0	Li 95, Co 45 Cu 100, Mn 70, Ni 38	[49]

Reproduced with permission [64] Copyright (2021), Elsevier

Table 4: A summary of several recent publications on the development of green hydrometallurgical processes

Acid	Reductant	Reaction steps	Results	Reference
Succinic acid	H ₂ O ₂	1.5 M succinic acid; 4 vol% H ₂ O ₂ ; 15 g/L S/L ratio; 70 °C; 40 min	100% Co and 96% Li were leached out	[99]
Malic acid	H ₂ O ₂	1.5 M malic acid; 2 vol% H ₂ O ₂ ; 20 g/L LCO; 90 °C; 40 min	90% Co and 100% Li were leached out	[100]
Citric acid	H ₂ O ₂	2M citric acid; 2 vol% H ₂ O ₂ ; 33g/L S/L ratio; 80 °C; 90 min	97% Ni, 95% Co, 94% Mn, and 99% Li were leached out	[101]
Tartaric acid	H ₂ O ₂	2 M tartaric acid; 4 vol% H ₂ O ₂ ; 17 g/L pulp density; 70 °C; 30 min	99.31% Mn, 99.07% Li, 98.64% Co, and 99.31% Ni were leached out	[102]
Formic acid	H ₂ O ₂	10:1 molar ratio of formic acid and LCO; 6 vol% H ₂ O ₂ 20 g/L S/L ratio; 60 °C; 20 min	~ 99% Co and Li were leached out	[103]
Acetic acid	H ₂ O ₂	2M acetic acid; 2.5 vol% H ₂ O ₂ ; 30g/L S/L ratio; 25 °C	~ 70% Co and Li were leached out	[104]
Ascorbic acid	-	1.25 M ascorbic acid; 25 g/L S/L ratio; 70 °C, 20 min	94.8% Co and 98.5% Li were leached out	[105]
Lactic acid	H ₂ O ₂	1.5 M lactic acid; 0.5 vol% H ₂ O ₂ ; 20 g/L S/L ratio; 70 °C; 20 min	97.7 Li, 98.2 Ni, 98.9 Co, and 98.4 Mn were leached out	[106]
Oxalic acid	H ₂ O ₂	1 M oxalic acid; 15 vol% H ₂ O ₂ ; 50 g/L S/L ratio; 80 °C; 60 min	~ 96% Co and Li were leached out	[107]
Aspartic acid	H ₂ O ₂	1.5 M aspartic acid; 4 vol% H ₂ O ₂ ; 10 g/L S/L ratio; 90 °C; 120 min;	60% Co and Li were leached out	[108]
Sulfuric acid	NaHSO ₃	1 M H ₂ SO ₄ ; 0.075 M NaHSO ₃ ; 50 g/L S/L ratio; 95 °C; 240 min	93.4% Li, 66.2% Co, 96.3% Ni and 50.2% Mn were leached out	[81-82]
Sulfuric acid	Na ₂ S ₂ O ₃	3 M H ₂ SO ₄ ; 0.25 M Na ₂ S ₂ O ₃ ; 1/15 S/L ratio; 90 °C; 180 min	99.95% Co, 99.71% Li were leached out	[109]

Table 5: Electrochemically-assisted leaching studies of metals from spent LIB waste.

Year	LIB Type	Leaching Procedure	Leaching Rate	Reference
Electrochemically-assisted leaching				
2010	Mixed LIBs	Galvanostatic leaching at 400 A/m ² in 2 M H ₂ SO ₄ for 3h. Pb anode and SS cathode.	99 % of Co and Mn	[116]
2019	LMO	Galvanostatic leaching (at 400 A/m ²) of 75 g/l of CAM in the mixture of 1 M H ₂ SO ₄ and 1M MnSO ₄ (90 °C for 20 h). Ru-plated Ti anode and graphite cathode.	99 % of Li and 92 % of Mn	[132]
Leaching in electrochemically generated leaching solution				
2018	Mixed LIBs	Leaching solution generation: graphite rod or Ti mesh electrodes. Electrolysis of 0.5 M NaCl at 4 and 8 V for 24 h. A single stage leaching: pulp density of 10 % (w/v) at 80 °C and room temperature with 200 rpm shaking for 2 h. Multistage leaching: 10 % (w/v) at 80 °C and room temperature with 200 rpm shaking for 1 h. Leaching again with a fresh anolyte solution after centrifugation.	Multistage leaching : <10 % for Co and Cu, 31 % Li, 59 % Ni, 28 % Mn	[117]
2020	LCO	0.1 M HCl anolyte and 0.1 M HNO ₃ catholyte separated by a cation exchange membrane. Ru-plated Ti anode and SS cathode. Electrodialysis at 10 A/m ² for 70 h at 25 °C.	56 % of Li and 25 % of Co	[118]

Table 6: Summary of research on metal recovery from spent LIBs by electrochemical methods.

LIB Type	Electrochemical Recovery Procedure	Products/ Recovery Rate	Research Scope/ Application	Reference.
Recovery from H₂SO₄ Leachate				
NCA	Galvanostatic Ni deposition (Al cathode, Pb-8 Sb anode): 250 A/m ² , pH 3-3.2 at 50 °C; Potentiostatic Ni deposition (Al cathode, Ti anode): -1.2 to -1.5 vs SCE at RT.	Ni=87 % Co and Li not recovered.	N/A	[134]
Mixed LIBs	Galvanostatic Co deposition (Al cathode, Pb-8 Sb anode): 250 A/m ² , pH 4-6 at 25-50 °C; Galvanostatic Ni deposition (SS cathode, Pb-8 Sb anode): 250 A/m ² , pH 3.2 at 25-50 °C; Potentiostatic Co deposition (Al cathode, SS anode): -0.9 V vs SCE, pH 4-6, 30 °C; Potentiostatic Ni deposition (Al cathode, Ti anode): -1.5 vs SCE at RT.	Co=100 % Ni=87 % Li discarded as Li ₂ SO ₄ solution	N/A	[135]
LCO	Ag/AgCl _{sat} RE, Pt CE and Pt WE electrodes. Potentiostatic deposition: at -0.2, -0.3, and -0.4 V for 30 s. Potentiodynamic deposition: +0.1 ÷ +0.8 V, 20 mV/s. Electrolyte: pH adjustment to 2.0 or 4.5 by using KOH, then buffering with 0.10 M H ₃ BO ₃ and 0.5 M K ₂ SO ₄ . Co ²⁺ conc. 0.001 M.	Cu	Evaluation of Cu electrodeposition mechanism by QCM and electrochemical methods.	[119]
LCO	Ag/AgCl _{sat} RE, Pt CE, Al, Pt and vitreous carbon WE electrodes. Potentiostatic deposition: Co at -1 V and Cu at -0.3 V for 50 and 100 s. Electrolyte: pH adjustment to 2.7 or 5.4 by using NaOH, then buffering with 0.10 M H ₃ BO ₃ . Co ²⁺ and Cu ²⁺ conc. equal to 0.001 M and 0.1 M.	Co and Cu multilayers	Evaluation of pH effect on metal layer growth, morphology, and crystalline structure. Co-Cu multilayers exhibit giant magnetoresistance.	[119]
LCO	Ag/AgCl _{sat} RE, Pt CE, ferritic SS 430 WE electrodes. Potentiodynamic deposition: -0.5 ÷ -1 V, 20 mV/s. Potentiostatic deposition: -0.8, -0.9, -1.2, -1.5, -2 V. Electrolyte: pH adjustment to 3, Co ²⁺ conc. 3.1 M.	Co=96 %	Coating on SOFC interconnects.	[145]
Mixed LIBs	Galvanostatic deposition at 200 A/m ² in the leaching solution. Pb anode and SS cathode.	Co=96 % Cu=97 % Mn=99 %	Combined electro-leaching and electrodeposition system functioning at a zero liquid discharge tested at pilot scale.	[115]
Mixed LIBs	Galvanostatic deposition of Co was carried out at 200 A/m ² , pH 4, 60 °C for 4 h.	Co= 92 % Other metals discarded as waste.	N/A	[133]
LCO	Pt ring anode and St-12 plain carbon steel plate cathode. Electrodeposition: Current control mode at 200 A/m ² for 600 s; Pulsed current mode (1500 cycles) consisting of 400 ms deposition time at 200 A/m ² and 400 ms with no current. Electrolyte: leachate with or without 0.5 M boric acid.	LiCo(CO) ₄	Corrosion resistive superhydrophobic coating.	[124]
LCO	Precipitation of Co(OH) ₂ at pH 6.5 and calcination at 500 °C for 10 h to obtain Co ₃ O ₄ . Potentiostatic electroreduction (2.2 V for 3h) of Co ₃ O ₄ to Co using Ni10Cu11Fe alloy as an anode, and the Co ₃ O ₄ as a cathode. Electrolyte: molten Na ₂ CO ₃ -K ₂ CO ₃ . Precipitation of LiCO ₃ at pH 10.3 (with addition of Na ₂ CO ₃) when increasing pH with NaOH.	Co (99 %) and Li ₂ CO ₃ (99 %)	Combined hydrometallurgical and pyro-electrochemical approach for a high recovery yield of Li and Co.	[137]

LCO	Co precipitation by liquid-liquid extraction, stripping, and galvanostatic deposition using Pb anode and SS cathode from Co solution (9 g/l) at 50-300 A/m ² .	Co=80 % Li not recovered.	N/A	[136]
LMO	MnO ₂ electrodeposition during electrochemical leaching (Table 5). LiCO ₃ chemical extraction by Na ₂ CO ₃ .	MnO ₂ and Li ₂ CO ₃	MnO ₂ for synthesis of catalyst, ionic sieve, or a CAM for LMO regeneration.	[132]

Recovery from HCl Leachate

LCO	Ag/AgCl _{sat} RE, Pt CE and Al WE electrodes. Potentiodynamic deposition: -0.7÷-1.5 V vs Ag/AgCl _{sat} , 10 mV/s. Potentiostatic deposition: at -0.8, -0.9, -1.0, -1.1, and -1.2 V. Electrolyte: leaching solution with pH adjustment.	Co=96.9 % at pH 5.4.	Evaluation of electrodeposition dependence on pH.	[142]
LCO	Ag/AgCl _{sat} RE, Pt CE and Pt WE electrodes. Potentiodynamic deposition: 0÷-1.0 V vs Ag/AgCl _{sat} , 20 mV/s. Potentiostatic deposition: at -0.9 or -1.0 V. Electrolyte: leaching solution with pH adjusted to 2.7 or 5.4, respectively.	Co=100% at pH 5.4	Investigation of Co electrodeposition mechanism in different pH solutions by simultaneous electrochemical-QCM technique.	[143]
LCO	Ag/AgCl _{sat} RE, Pt CE and Al WE electrodes. Potentiostatic deposition was performed at -1.0 V, applying charge density (via adjusting the deposition duration) of 10, 50 and 100 C/cm ² . Electrolyte: leaching solution with pH adjusted to 2.7 or 5.4, respectively,	Co=100% at pH 5.4	Evaluation of charge density and solution pH impact on the electrodeposition efficiency as well as morphology, and crystalline structure of the Co electrodeposits.	[120]
LCO	Ag/AgCl _{sat} RE, Pt CE and Pt WE electrodes. Potentiostatic deposition: at -1.0 V, applying charge density of 5 C/cm ² .	Co	Studies of supercapacitive behaviour of the recovered Co.	[144]
NMC	SCE RE, Pt sheet CE and Ni foam WE. Potentiodynamic deposition: -1.2÷-0.2 V vs SCE, 5 mV/s, 5 cycles. Electrolyte: leaching solution with pH adjusted to 6-7.	Li-Ni-Mn-Co hydroxides	Supercapacitor	[122]

Recovery from HNO₃ Leachate

LCO	Electroreduction of Co ²⁺ ions forming Co(OH) ₂ (s) layer on Ti electrode by applying linear sweep voltammetry (LSV, 0÷-1.5V vs Ag/AgCl at 10 mV/s). Thermal dehydration at 400 °C converting Co(OH) ₂ to Co ₃ O ₄ .	Co ₃ O ₄ (Li not recycled)	Electrochromic compound	[125]
LCO	The pH 11 adjusted by adding fresh 4 M LiOH solution. Electrodeposition parameters: 10 A/m ² ; Ni anode; Pt cathode; T = 100 °C; time 20 h.	LCO	Refurbished LCO	[139]

Recovery from Organic Acid Leachate

LCO and LPF	F-doped tin oxide used as WE and CE, SCE RE. Potentiodynamic deposition of Fe film from the spent LPF cathode: -1.1 ÷ -0.5 V vs the SCE, 100 mV/s. Fe film conversion to hematite (Fe ₂ O ₃) in air at 770 °C. Further, the Co phosphate (CoPi)-based catalyst photoelectrochemical deposition on the Fe ₂ O ₃ films by using CAM from the spent LCO.	Fe ₂ O ₃ /CoPi	Fe ₂ O ₃ /CoPi photoanodes for water oxidation	[149]
-------------	--	--------------------------------------	--	-------

Direct Recovery

LCO	Galvanostatic electrodeposition on Pt at 0.001÷10 A/m ² (40-100 °C). Electrolyte: CAM dispersed in 4 M KOH and NaOH mixture.	LCO	Refurbished LCO	[138]
-----	---	-----	-----------------	-------

LCO	CAM pellet as a cathode and graphite rod anode. Potentiostatic electrodeposition at 1.0, 1.2, 1.5, and 1.8 V. Electrolyte: molten salt $\text{Na}_2\text{CO}_3\text{-K}_2\text{CO}_3$.	CoO or Co (99 %), Li_2CO_3 (85 %)	CoO and Li_2CO_3 used as precursors to resynthesize LCO	[121]
-----	---	---	---	-------