



HAL
open science

INTERPRETATIVE MODELING OF IMPURITY TRANSPORT AND TUNGSTEN SOURCES IN WEST BOUNDARY PLASMA

Guido Ciraolo, S. Di Genova, Alberto Gallo, Nicolas Fedorczak, Jérôme Bucalossi, Hugo Bufferand, Hao Yang, Yannick Marandet, Arvydas Sepetys, Yann Corre, et al.

► **To cite this version:**

Guido Ciraolo, S. Di Genova, Alberto Gallo, Nicolas Fedorczak, Jérôme Bucalossi, et al.. INTERPRETATIVE MODELING OF IMPURITY TRANSPORT AND TUNGSTEN SOURCES IN WEST BOUNDARY PLASMA. IAEA FEC 2021, May 2021, E-conférence Nice, France. cea-03265635

HAL Id: cea-03265635

<https://cea.hal.science/cea-03265635>

Submitted on 27 Jul 2021

HAL is a multi-disciplinary open access archive for the deposit and dissemination of scientific research documents, whether they are published or not. The documents may come from teaching and research institutions in France or abroad, or from public or private research centers.

L'archive ouverte pluridisciplinaire **HAL**, est destinée au dépôt et à la diffusion de documents scientifiques de niveau recherche, publiés ou non, émanant des établissements d'enseignement et de recherche français ou étrangers, des laboratoires publics ou privés.

Motivation

- 1) Understanding impurity transport in tokamaks is mandatory as impurities usually control both magnitude and spatial distribution of radiative losses.
- 2) Development of experimental scenarios in WEST relies on better control of light impurities with Oxygen identified as main light impurity species.
- 3) VUV spectroscopy system in WEST provides measurements of angular distribution of different oxygen ionization states in edge/scrape-off layer.
- 4) SolEdge2D-EIRENE allows for multi-fluid modeling of boundary plasma for direct comparison with and interpretation of edge experimental data.

Achievements

- 1) Modeling of recent WEST plasma discharge via SolEdge2D-EIRENE with Zhdanov collisional closure assuming oxygen as main impurity.
- 2) Good agreement between simulation and diagnostics n_{div} and T_{div} by Langmuir probes, q_{div} by thermocouples, n_{omp} by reflectometry.
- 3) Force balance between O and background plasma: thermal gradient forces prevail on friction forces, O pushed away from lower divertor.
- 4) Qualitative agreement between simulation and VUV spectroscopy on brightness poloidal profiles of O^{3+} lines OIV 609.8 A, 625.1A, 625.9A.

Bibliography

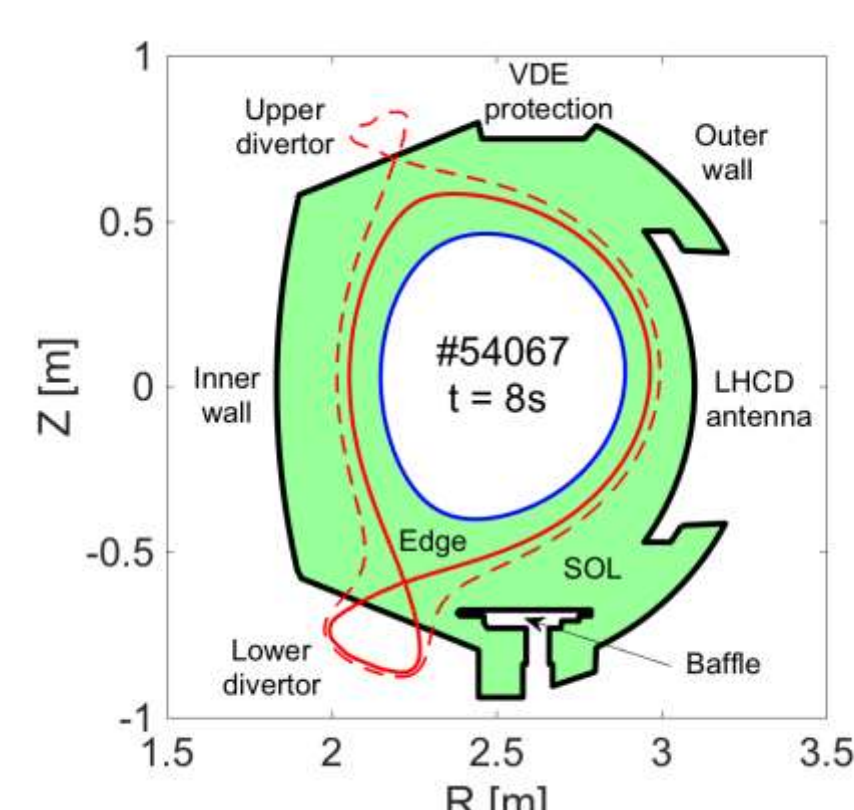
- [1] J. Bucalossi et al., (2014), Fusion Eng. Design.
- [2] H. Bufferand et al., Nucl. Fusion, 2015.
- [3] D. Reiter et al., Fusion Sci. Tech., 2005.
- [4] H. Bufferand et al., Nucl. Mat. Ener., 2019.
- [5] P.G. Stangeby, Book, IOP, 2000.
- [6] J. Romazanov et al., Nucl. Mat. Ener, 2019.
- [7] A. Gallo et al., Physica Scripta, submitted.
- [8] J.L. Scwob et al., Rev. Sci. Instr., 1987.

Modeling of background plasma in a WEST discharge

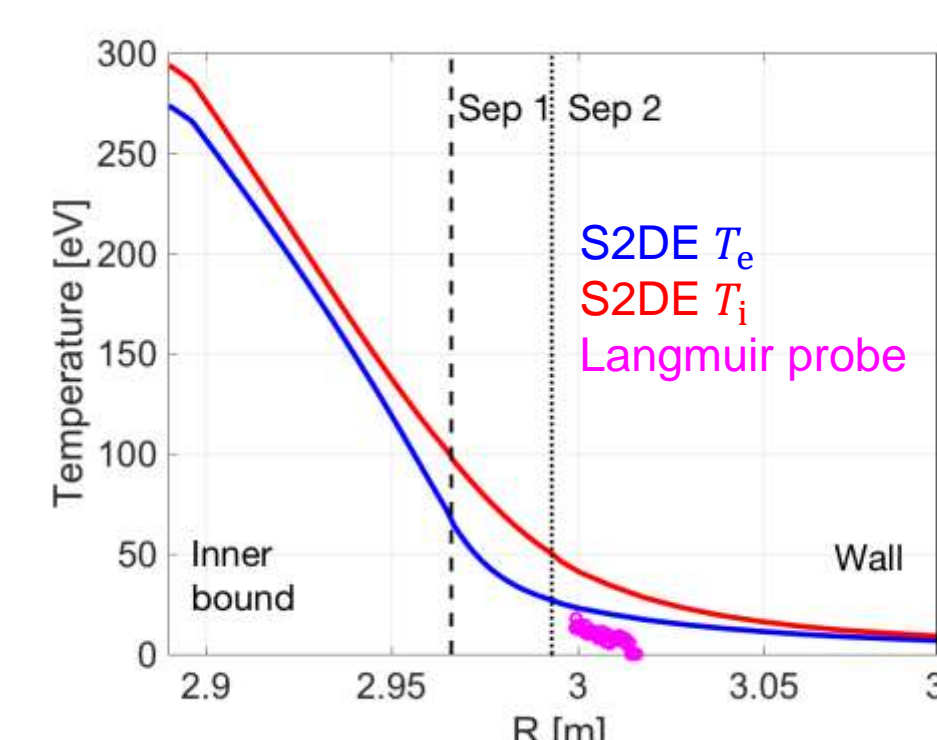
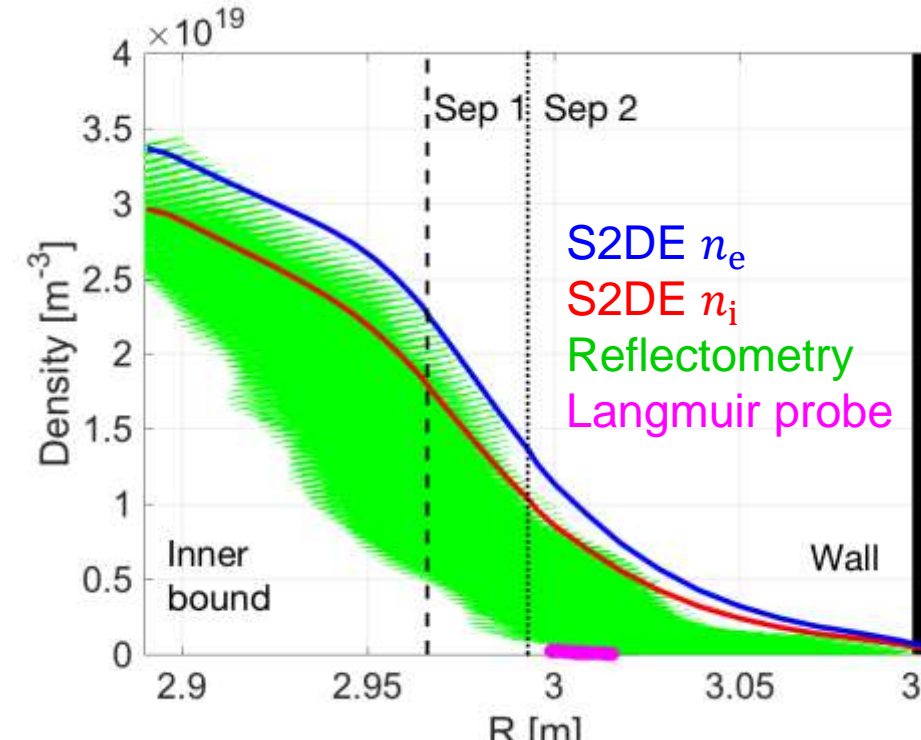
The 2D fluid plasma solver SolEdge2D [2] coupled with the kinetic Monte Carlo code EIRENE for neutrals [3] (S2DE) used to model the background plasma (n_e, T_e, T_i, u) of a recent lower single null, LH heated, L-mode WEST discharge.

Hypotheses

- 1) plasma = deuterium with 2% oxygen at the simulation inner boundary;
- 2) deuterium density at the simulation inner boundary $n_i = 3 \times 10^{19} \text{ m}^{-3}$;
- 3) input power at inner boundary $P_{in} = P_{heat} - P_{rad}^{core} \approx 2.3 \text{ MW}$ (to e^- and D^+);
- 4) Typical L-mode transport coefficients: $D = \nu = 1 \text{ m}^2 \text{ s}^{-1}$, $\chi_e = \chi_i = 2 \text{ m}^2 \text{ s}^{-1}$ spatially constant over simulation domain for both deuterium and oxygen;
- 5) recycling coefficient at full-W wall $R = 99\%$ for both deuterium and oxygen;

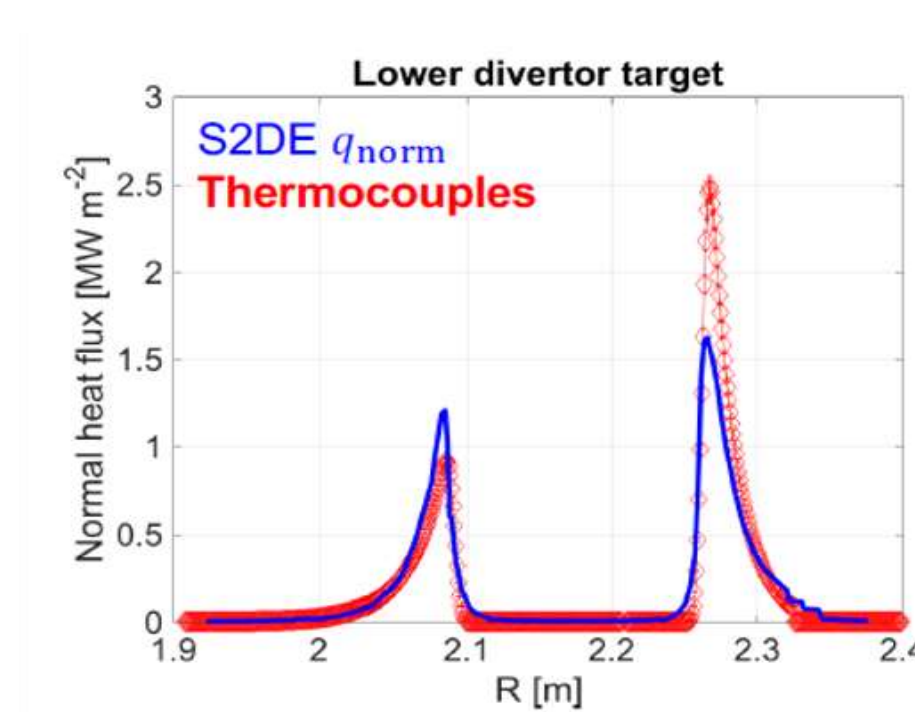
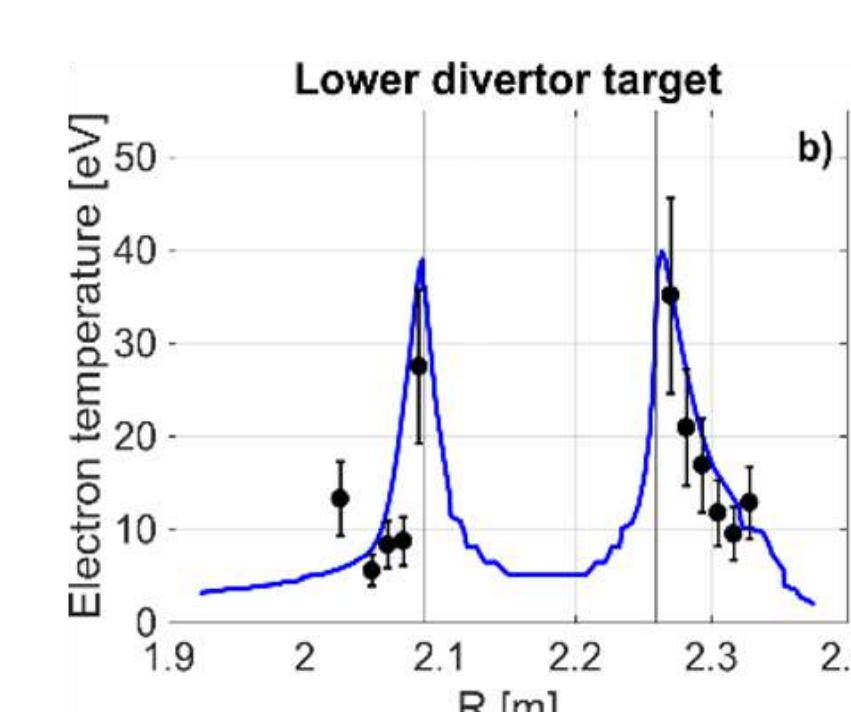
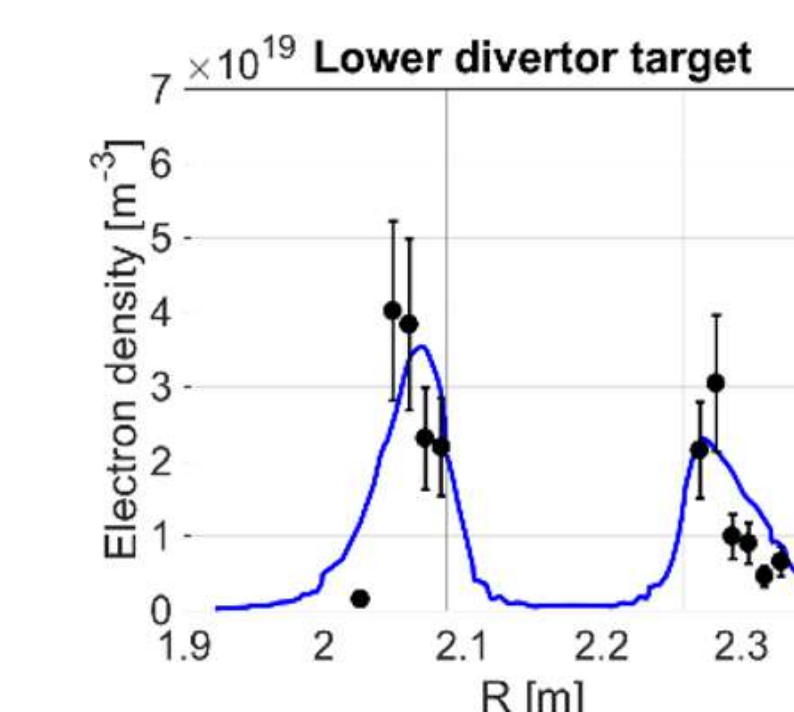


Background plasma along outer midplane



- qualitative agreement with n_e exp. data from reflectometry (measured at outer midplane)
- reciprocating Langmuir probe (plunging from top of vessel) $\approx 0.01 \times n_e$ and $\approx 0.5 \times T_e$ BUT remapping to outer midplane affected by big uncertainty on magnetic equilibrium at top

Background plasma along lower divertor

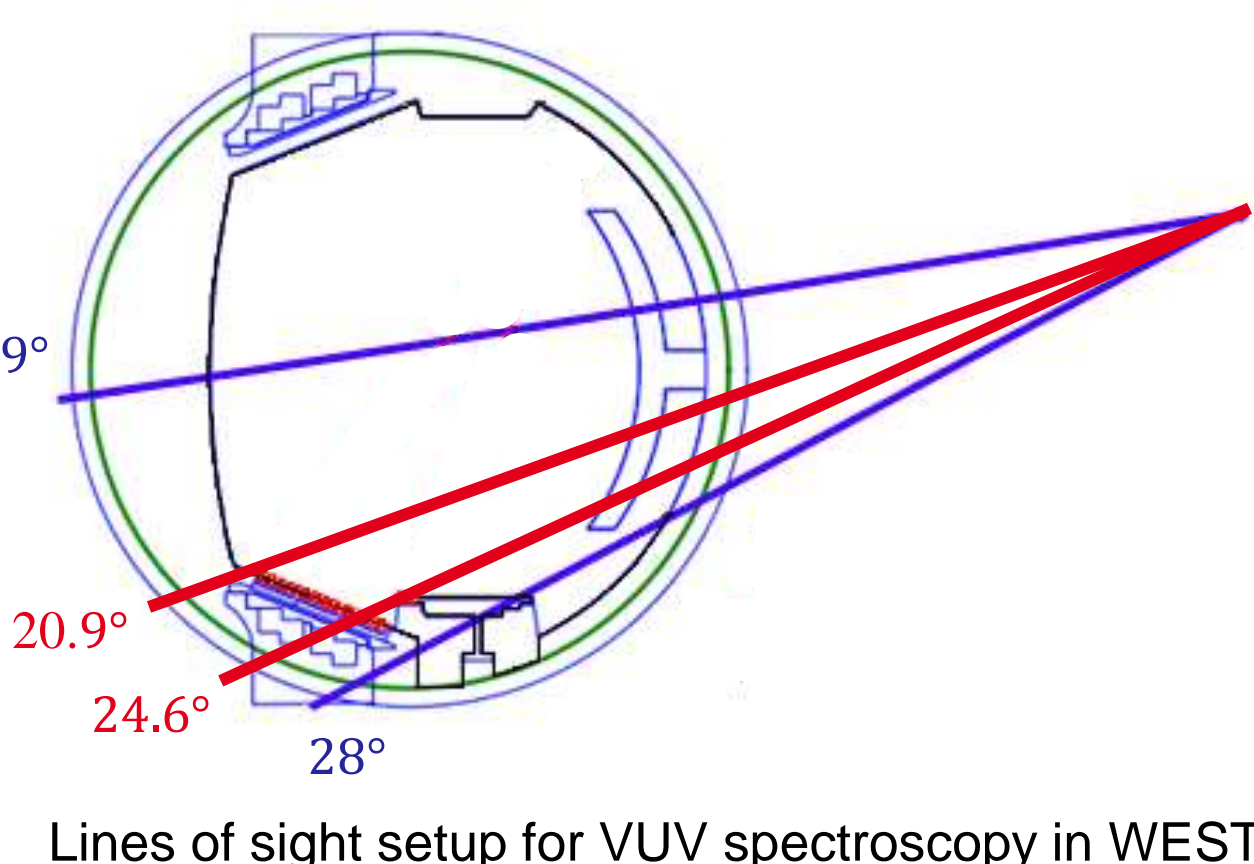


- good agreement with divertor Langmuir probes at outer target, not at inner target (stronger recycling in simulation)
- normal heat flux in qualitative agreement with thermocouples (in/out asymmetry) but $2 \times$ and $2.5 \times$ lower amplitude

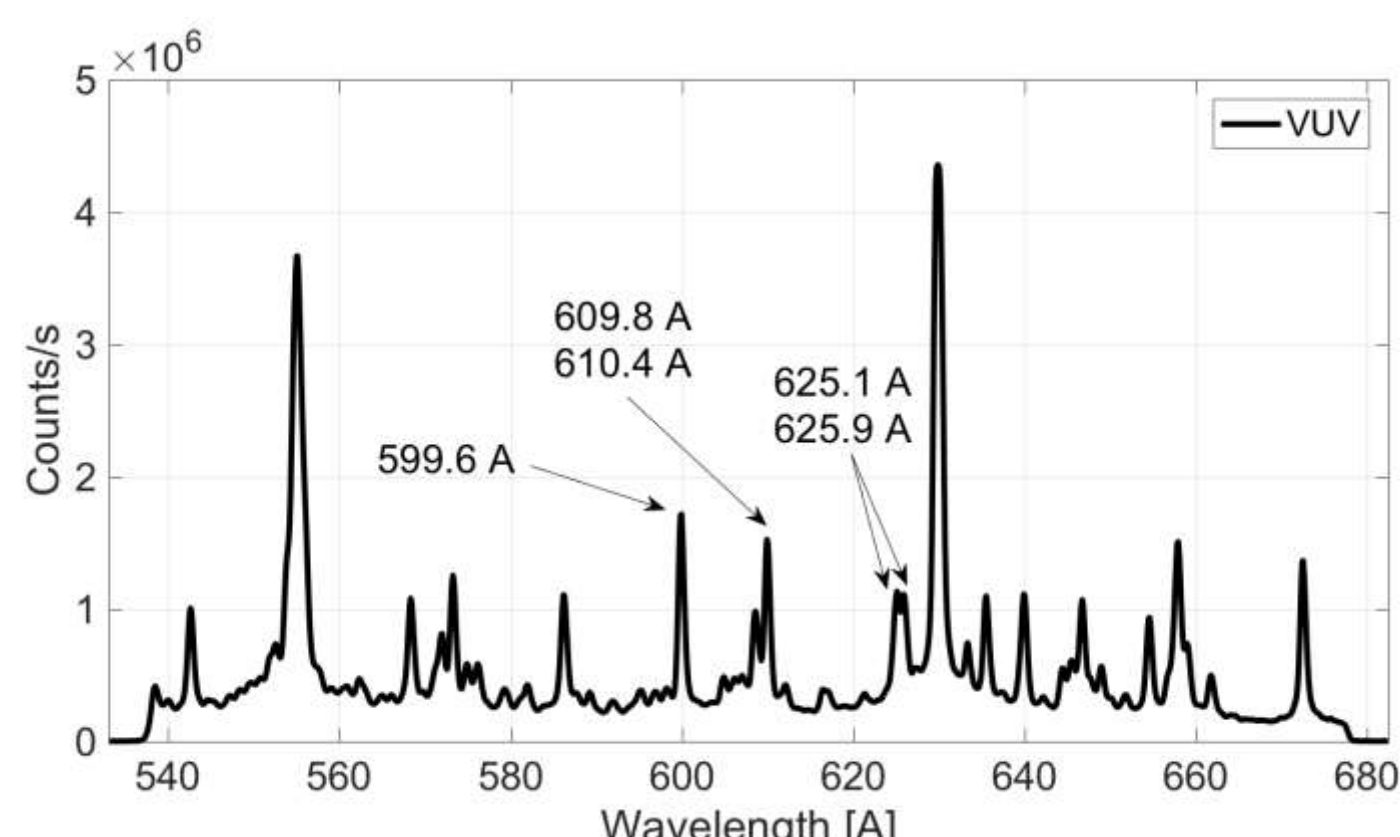
Modeling of impurity transport in WEST and comparison with VUV measurements

Several O^{2+} and O^{3+} lines identified in spectra from the VUV (Vacuum UltraViolet) spectroscopy system in WEST [8]. A single line of sight in scanning mode maps region between inner midplane and divertor (OSP shadowed by baffle).

#54067: reduced poloidal range to increase angular resolution during 3 s scan in steady plateau

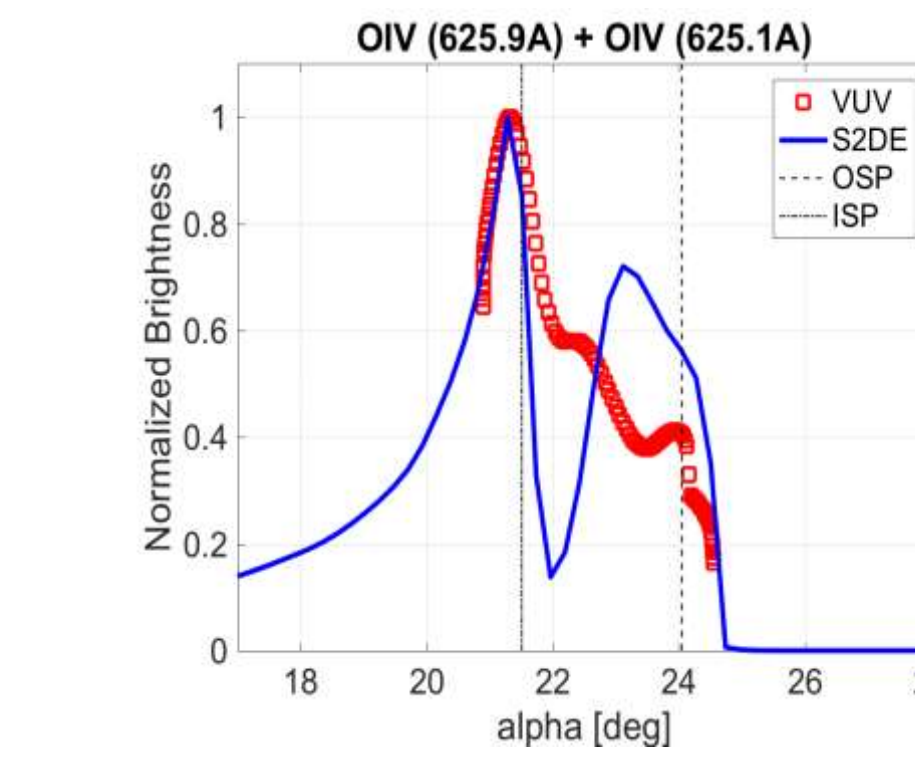
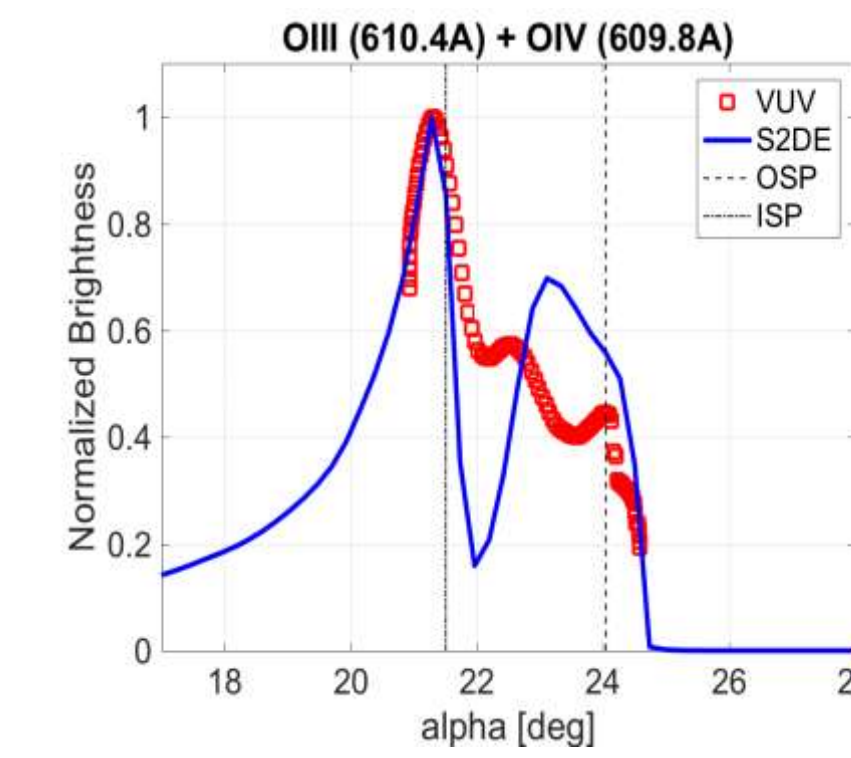
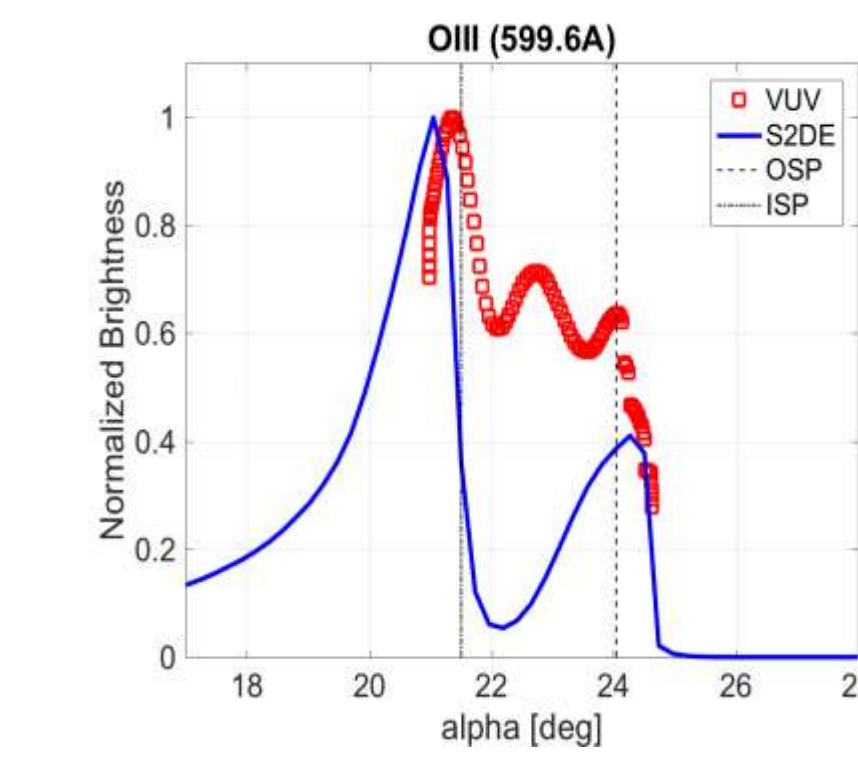


VUV spectrum for WEST #54067 (between 6s and 9s) OIII 599.6A and 610.4A; OIV 609.8A, 625.1A, 625.9A



Normalized brightness poloidal profiles

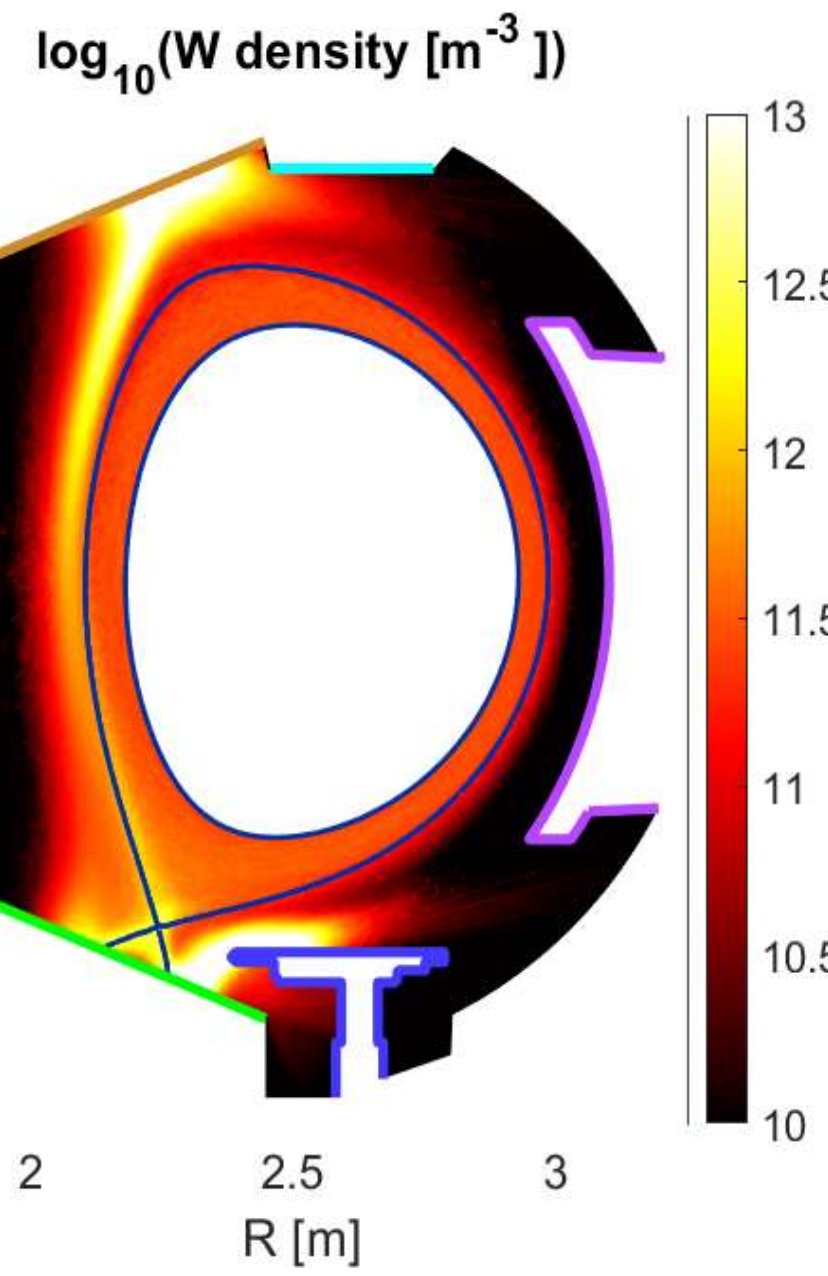
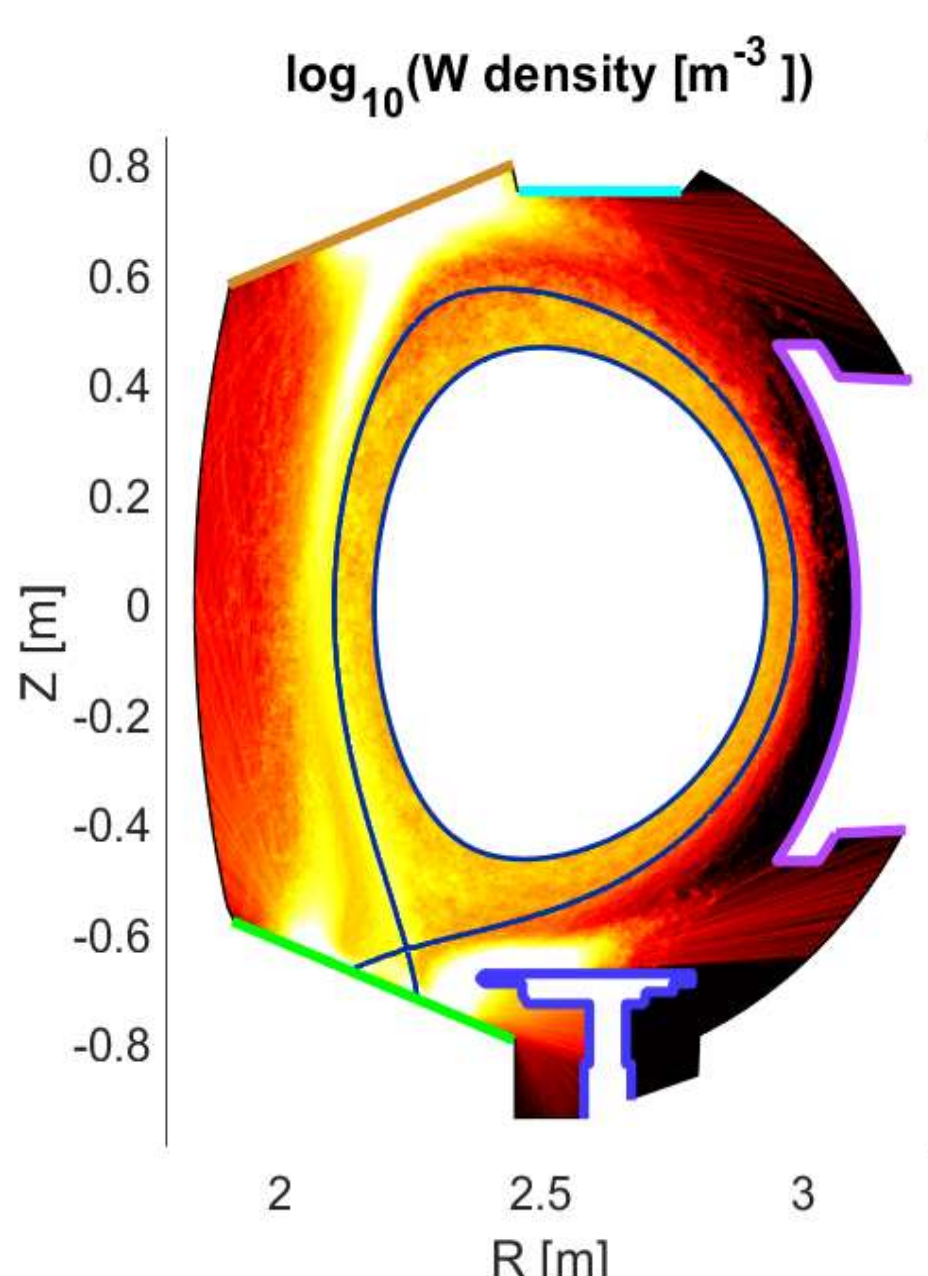
O signal from VUV spectroscopy data peaks at inner strike point and outer strike point (partially shadowed by baffle). Stronger oxygen signal from inner divertor target, consistent with O density/concentration maps in S2DE simulation.



- "Poloidal" profiles of O^{2+} , O^{3+} from VUV compared to synthetic diagnostic in S2DE:
- asymmetry in brightness between inner and outer divertor qualitatively reproduced
 - intermediate peak not observed in simulation: 1) is it oxygen in private flux region? 2) do we miss some physics ($E \times B$ drifts)? 3) is the background to be improved?

NUMERICAL INVESTIGATION OF THE IMPACT OF SEMIDETACHED PLASMA ON W SOURCES, TRANSPORT AND CORE CONTAMINATION

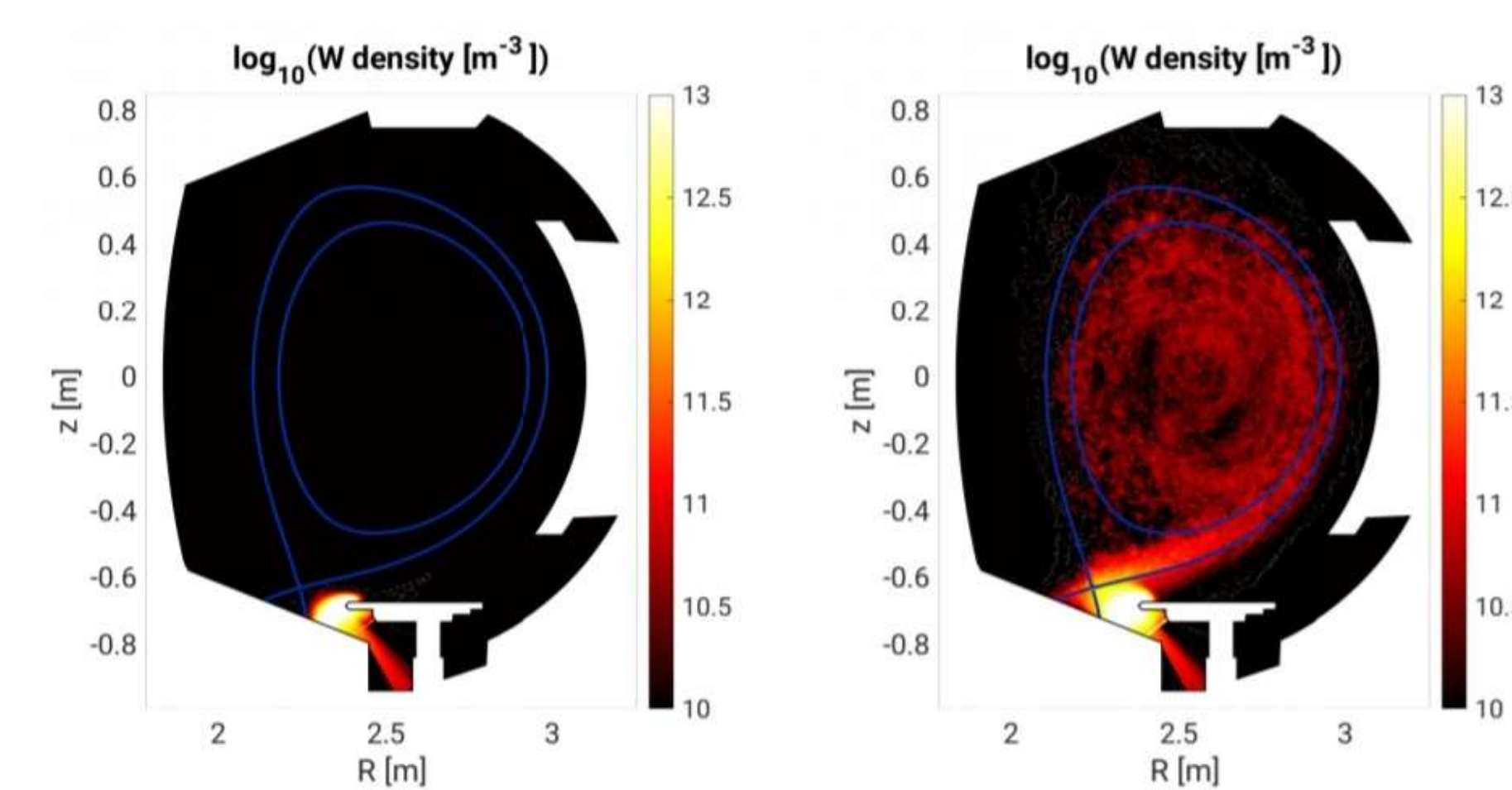
ERO2.0 simulations for poloidal W density map using SOLEDGE plasma backgrounds



PFC	Number of W_{core} [particles] for the attached plasma	Number of W_{core} [particles] For the semi-detached plasma
Inner Target	1.2×10^{11}	2.7×10^8
Outer Target	7.5×10^6	1.1×10^8
Baffle	negligible	negligible
Antenna	1.1×10^9	2.3×10^7
Ceiling	1.8×10^9	7×10^7
Upper divertor	6.4×10^{12}	2.2×10^{12}

Table 1: Number of W particles entering the core region coming from different PFC computed using ERO2.0 and related to an attached and semi-detached plasma background

Sensitivity in ERO2.0 simulations to the value of the radial transport coefficient



Using the same plasma background, setting a radial diffusion coefficient $D=0.3 \text{ m}^2/\text{s}$ in ERO2.0 simulations the baffle is not contaminating the core while for $D=1 \text{ m}^2/\text{s}$ the baffle is also responsible for W core contamination