



**HAL**  
open science

## Direct carbon isotope exchange of pharmaceuticals via reversible decyanation

Minghao Feng, Joao de Oliveira, Antoine Sallustrau, Gianluca Destro, Pierre Thuéry, Sebastien Roy, Thibault Cantat, Charles Elmore, Jorg Blankenstein, Frédéric Taran, et al.

► **To cite this version:**

Minghao Feng, Joao de Oliveira, Antoine Sallustrau, Gianluca Destro, Pierre Thuéry, et al.. Direct carbon isotope exchange of pharmaceuticals via reversible decyanation. *Journal of the American Chemical Society*, 2021, 143 (15), pp.5659-5665. 10.1021/jacs.1c01923 . cea-03204990

**HAL Id: cea-03204990**

**<https://cea.hal.science/cea-03204990>**

Submitted on 23 May 2024

**HAL** is a multi-disciplinary open access archive for the deposit and dissemination of scientific research documents, whether they are published or not. The documents may come from teaching and research institutions in France or abroad, or from public or private research centers.

L'archive ouverte pluridisciplinaire **HAL**, est destinée au dépôt et à la diffusion de documents scientifiques de niveau recherche, publiés ou non, émanant des établissements d'enseignement et de recherche français ou étrangers, des laboratoires publics ou privés.

# Direct Carbon Isotope Exchange of Pharmaceuticals via Reversible Decyanation

Minghao Feng,<sup>†,+</sup> Joao De Oliveira,<sup>†,¶,+</sup> Antoine Sallustrau,<sup>†</sup> Gianluca Destro,<sup>†,‡</sup> Pierre Thuéry,<sup>‡</sup> Sebastien Roy,<sup>¶</sup> Thibault Cantat,<sup>‡</sup> Charles S. Elmore,<sup>§</sup> Jorg Blankenstein,<sup>¶</sup> Frédéric Taran,<sup>†</sup> Davide Audisio<sup>†\*</sup>

<sup>†</sup> Université Paris Saclay, CEA, DMTS, Service de Chimie Bio-organique et Marquage, 91191, Gif-sur-Yvette, France.

<sup>‡</sup> Université Paris Saclay, CEA, CNRS, NIMBE, 91191 Gif-sur-Yvette, France.

<sup>§</sup> Isotope Chemistry, Pharmaceutical Science, R&D, AstraZeneca, 43183, Gothenburg, Sweden.

<sup>¶</sup> Isotope Chemistry, Integrated Drug Discovery Sanofi R&D, Vitry-sur-Seine, France.

\* M.F., J. D. O.: These authors contributed equally.

*Supporting Information Placeholder*

---

**ABSTRACT:** The incorporation of carbon-14 allows tracking of organic molecules and provides vital knowledge on their fate. This information is critical in pharmaceutical development, crop science and human food safety evaluation. Herein, a transition-metal-catalyzed procedure enabling carbon isotope exchange on aromatic nitriles is described. Utilizing the radiolabeled precursor Zn([<sup>14</sup>C]CN)<sub>2</sub>, this protocol allows the insertion of the desired carbon tag without need of structural modifications, in a single step. Reducing synthetic costs and limiting the generation of radioactive waste, this procedure will facilitate the labeling of nitrile containing drugs and accelerate <sup>14</sup>C-based ADME studies supporting drug development.

---

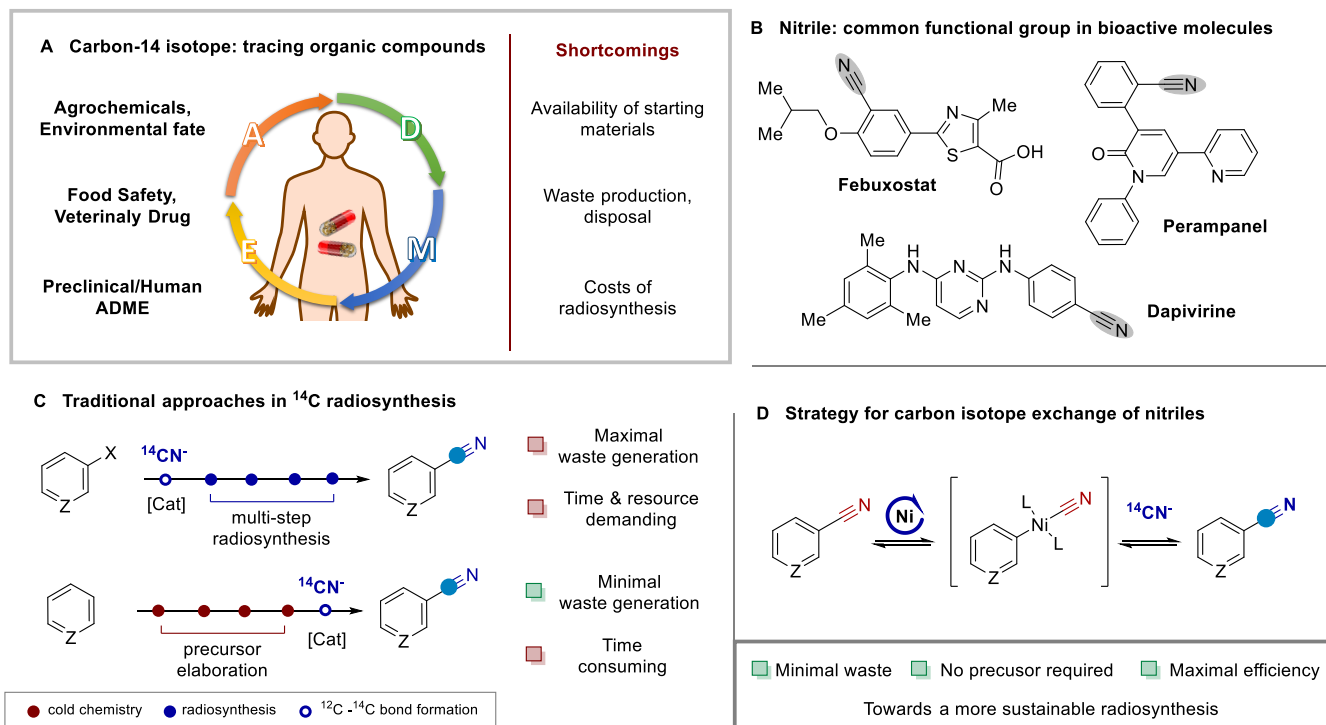
Humans are surrounded by a dazzling array of synthetic organic molecules. Their impact on improving life quality and lifestyle is beyond doubt. Thus, it is of fundamental importance to accurately detect and quantify the fate of organic compounds and provide a precise risk/benefit assessment before they reach the market and large public exposure. The seamless incorporation of carbon-14 tracer (<sup>14</sup>C, β<sup>-</sup> emitter, t<sub>1/2</sub> = 5730 years) is a technology recognised as the gold standard.<sup>1,2</sup>

<sup>14</sup>C radiolabeling is indeed a unique tool that, in association with β-counting and β-imaging technologies, provides vital knowledge on the fate of synthetic organic molecules.<sup>3,4</sup> This information is critical to assess potential issues affecting human health and is required worldwide by regulatory agencies for: *i*) crop science and environmental fate studies, *ii*) human food safety evaluation and *iii*) human and veterinary pharmaceutical development to unveil drug absorption, distribution, metabolism and excretion (ADME) and pharmacokinetic properties of novel pharmaceuticals (Fig 1A).<sup>5</sup> A rapid and straightforward synthetic access to carbon radiolabeled organic molecules is a strict requirement for accelerating research in these fields. However, carbon radiosynthesis surprisingly still represents a major bottleneck and a fundamental problem. The energetic barrier required for carbon-carbon bond formation and the rare <sup>14</sup>C-building blocks available are major obstacles.<sup>6,7</sup> <sup>14</sup>C-building blocks are classically used in a multi-step fashion and the radioactivity is incorporated into the chemical scaffold at an early stage of the synthesis (Fig. 1C).<sup>8</sup> This approach is marred

by several drawbacks: *i*) the generation of radioactive waste (extremely difficult and expensive to dispose of); *ii*) the multi-step, time-consuming nature of such approaches mandates the development of a specific route in line with the radio-synthetic requirements and safety regulations; *iii*) high resource-demanding: the price for 37 GBq of Ba[<sup>14</sup>C]CO<sub>3</sub> (ca. 3.3 g), the cheapest source of <sup>14</sup>C is 25 k€. Other starting materials require additional synthetic steps and costs increase dramatically with each additional step.

Recent examples of late-stage <sup>14</sup>C incorporation allow insertion of the label in the last-step of the synthesis, but they require the elaboration of functionalized precursors.<sup>9</sup> Isotope exchange is a promising concept. The selective replacement of molecular moieties into organic molecules, by reversible deconstruction/reconstruction in presence of an appropriate radiolabeled moiety, enables the access to labeled compounds in a single operation, directly from the end-use molecules. Isotope exchange has only recently emerged for carbon radiolabeling<sup>10</sup> and it is thus far limited to carboxylic acids using [<sup>14</sup>C]CO<sub>2</sub><sup>11,12,13,14</sup> and [<sup>14</sup>C]CO.<sup>15</sup> Herein, we propose a solution for radiolabeling that is based on a reversible decyanation/cyanation procedure to enable nitrile (<sup>14</sup>CN) incorporation into pharmaceuticals by means of transition-metal catalysis. Nitriles are versatile synthetic intermediates, precursors to amines, carboxylic acids, carboxamides, aldehydes, ketones and alcohols.<sup>16</sup> Besides its malleability as a functional group, the nitrile moiety is present on a number of natural products and pharmaceuticals<sup>17</sup> thus representing a valuable and yet versatile architectural element for labeling (Fig 1B).<sup>18</sup> Metal [<sup>14</sup>C]cyanides (M = Na, K, Zn) are among the most versatile reagents in <sup>14</sup>C synthesis. They are available commercially at reasonable price or can be prepared with relative ease. Their easier manipulation, compared to gaseous sources such as [<sup>14</sup>C]CO<sub>2</sub> and [<sup>14</sup>C]CO, makes [<sup>14</sup>C]cyanides the most utilized building blocks in <sup>14</sup>C radiosynthesis.<sup>6,18</sup>

We recognised that access to a late-stage, functional group tolerant carbon isotope exchange (CIE) reaction of (hetero)aryl nitriles would be attractive and increase the chemical space available for direct <sup>14</sup>C-labeling. Such technology would enable straightforward access to <sup>14</sup>C- nitrile radiotracers and a more sustainable radiocarbon synthesis. To bridge this gap, one would need to selectively break a stable <sup>12</sup>C-<sup>12</sup>CN bond (C-CN bond dissociation energy ~130 kcal/mol)<sup>19</sup> and create a new <sup>12</sup>C-<sup>14</sup>CN bond with a radio-labeled source of nitrile.



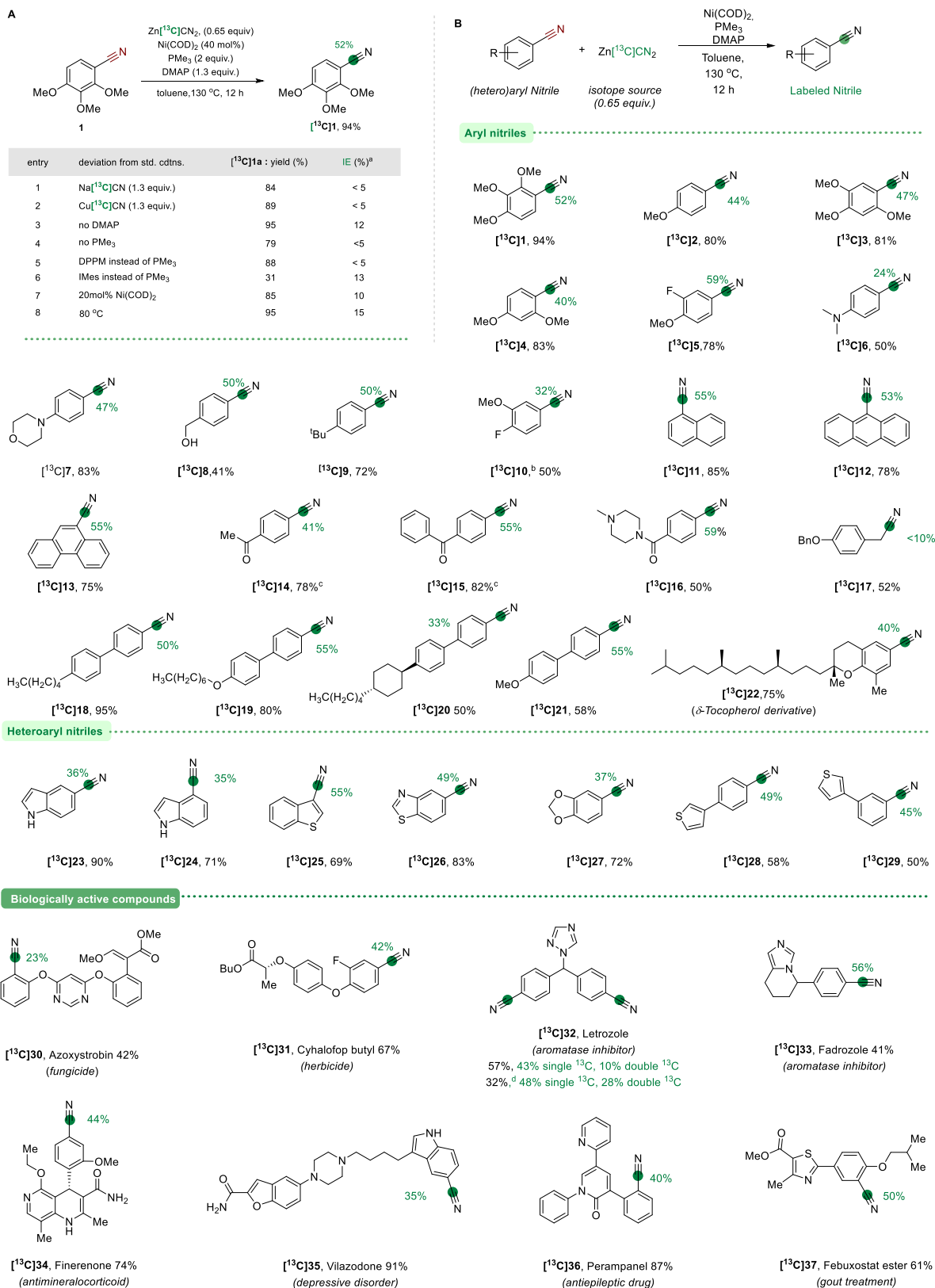
**Fig. 1. Development of nitrile carbon isotope exchange.** (A) societal field impacted by routine <sup>14</sup>C-radiosynthesis of organic compounds. (B) representative examples of bioactive molecules bearing nitrile moieties. (C) Multi-steps approaches commonly utilized to insert <sup>14</sup>C-nitriles into biologically relevant molecules. (D) Nitrile carbon isotope exchange. The blue colored circles denote the positions of the labeled carbon atoms.

In contrast to the activation of aryl halides, routinely performed under palladium catalysis, the oxidative addition of C-CN bonds often required the use of low-valent nickel species.<sup>20,21</sup> On the other hand, metal cyanides are known to transmetalate on organometallic metal species (with Ni, Pd and Pt).<sup>22,23</sup> Based on these precedents, the hypothesis of nitrile CIE seemed reasonable and should allow isotopic nitrile metathesis in presence of suitable labeled CN<sup>-</sup> sources.<sup>24</sup>

Based on this hypothesis, preliminary studies conducted on model nitrile **1**, rapidly confirmed that isotope exchange proceeded successfully (Fig. 2A). In presence of Ni(COD)<sub>2</sub> (40 mol%), trimethylphosphine PMe<sub>3</sub> (2 equiv.) and DMAP (1.3 equiv.)<sup>25</sup> in refluxing toluene, cyanide metathesis was optimal with stable Zn([<sup>13</sup>C]CN)<sub>2</sub> (0.65 equiv. corresponding to 1.3 equiv. of [<sup>13</sup>C]CN<sup>-</sup>) as isotopic source. Labeled nitrile [<sup>13</sup>C]**1** was isolated in 94% yield and 52% isotope enrichments, which is in line with the maximal value expected under dynamic conditions.<sup>26</sup> Variation from

the standard conditions afforded either minimal isotope incorporation and inferior isolated yield of [<sup>13</sup>C]**1a** (Fig. 2A, and SI). Alternative cyanide sources proved ineffective (Fig. 2A, entries 1 and 2) and the use of trimethyl phosphine and DMAP were crucial for the optimal cyanide incorporation (Fig. 2A, entries 4 to 6). Lower catalyst loading provided minimal isotope incorporation suggesting catalyst poisoning under the reaction conditions (Fig. 2A, entry 7).<sup>27</sup> When the reaction was performed at lower temperature poor isotope enrichment was obtained (Fig. 2A, entry 8).

On the basis of these results, we sought to evaluate the generality of the cyanide exchange (Fig. 2B). Variation of substituents on the aromatic group revealed that presence of electron-rich methoxy substituents in ortho, meta and para position are compatible, affording the desired products in 78 to 90% yield and good isotope incorporation. The presence of substituted amines (**6**, **7**), alcohol (**8**) and poly aromatic derivative (**11-13**) were tolerated.



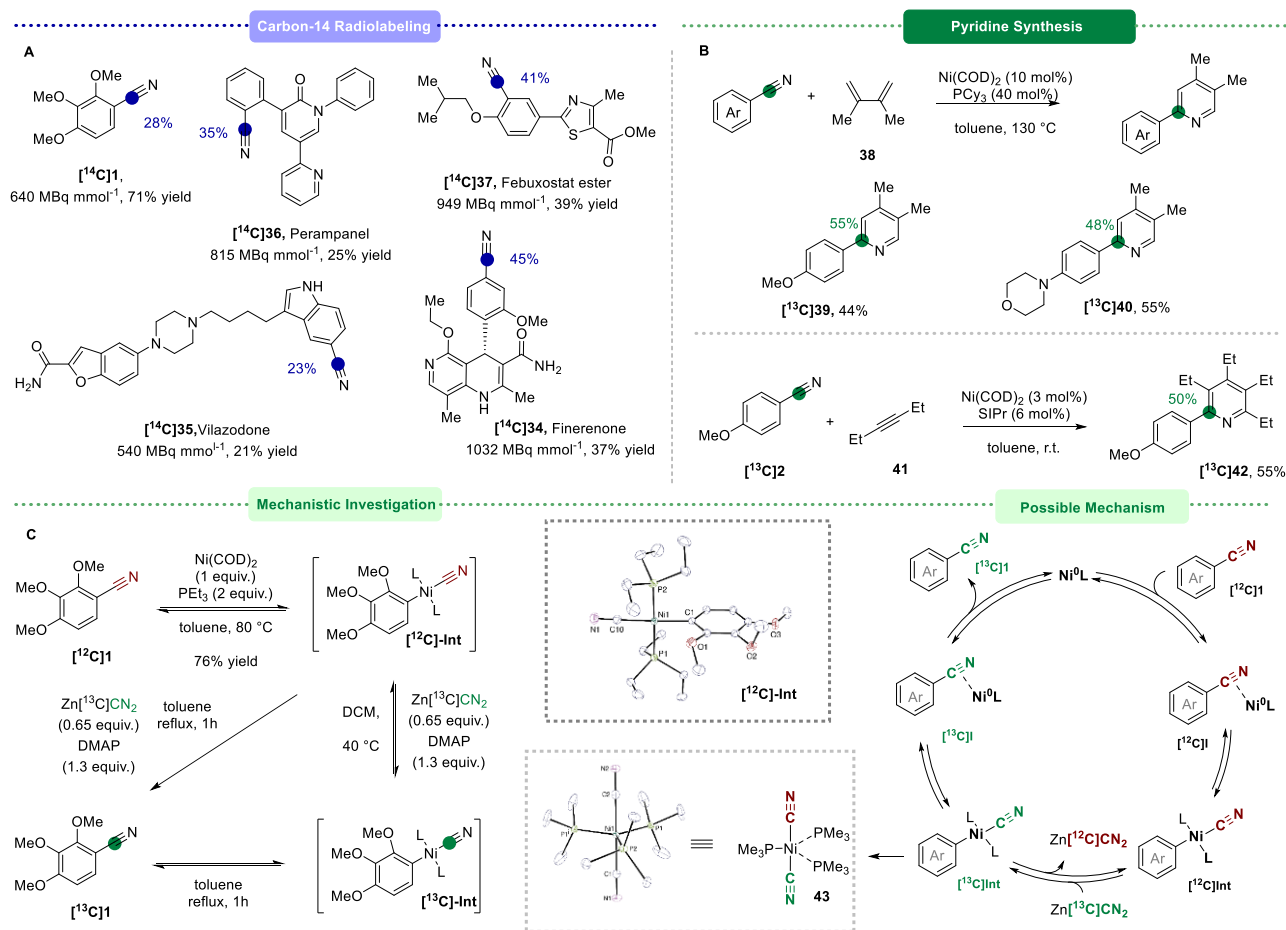
**Fig. 2. Carbon Isotope exchange with nitriles. (A) Deviation from standard conditions.** <sup>a</sup> Isotopic enrichments (IE) were determined by mass spectrometry (see SI for details). General reaction conditions: benzonitrile (0.10 mmol, 1.0 equiv.), Ni(COD)<sub>2</sub> (0.040 mmol, 40 mol%), trimethylphosphine (1.0 M solution in toluene, 0.2 mmol, 2.0 equiv.), 4-dimethylaminopyridine (0.13 mmol, 1.3 equiv.), Zn(<sup>13</sup>CN)<sub>2</sub> (0.065 mmol, 0.65 equiv.), toluene (0.4 mL), 130 °C, 12 h. **(B) Scope of the reaction.** The colored circles (green) and numbers denote the positions of the carbon atoms labeled and the percent incorporation of the carbon isotope. <sup>b</sup> reaction temperature, 120 °C, reaction time 6 h. <sup>c</sup> reaction time 8h. <sup>d</sup> benzonitrile (0.10 mmol, 1.0 equiv.), Ni(COD)<sub>2</sub> (0.080 mmol, 80 mol%), trimethylphosphine (1.0 M solution in toluene, 0.4 mmol, 4.0 equiv.), 4-dimethylaminopyridine (0.26 mmol, 2.6 equiv.), Zn(<sup>13</sup>CN)<sub>2</sub> (0.13 mmol, 1.3 equiv.), toluene (0.2 mL), 130 °C, 12 h.

While ketone derivatives were tolerated (**14**, **15**) with no formation of corresponding cyanohydrins, substrate **10** with electron-poor fluoride in *para* position was ineffective under standard conditions. The requirement of milder temperature conditions allowed to isolate [ $^{13}\text{C}$ ]**10** in 50% yield and 27% IE. Commonly used nematic liquid crystal [ $^{13}\text{C}$ ]**18** was successfully obtained in high yield and 50% IE.<sup>28</sup> The procedure was also successfully applied to the natural product  $\delta$ -tocopherol derivative [ $^{13}\text{C}$ ]**22**. It is informative to note, that in some reaction the formation of proto-decyanation by-product was observed. In terms of limitations, benzyl nitrile **17** proved recalcitrant to isotope exchange, also in presence of Lewis acid BPh<sub>3</sub>, and the presence of bromide and chlorides was not tolerated.<sup>25a</sup>

To test the relevance of this procedure, the labeling of important substructures in pharmaceuticals was tested. It was found that the presence of nitrogen-, oxygen- and sulphur-containing heterocycles was tolerated and substrates **23–29** could be labeled in fair to good enrichment. Next, a series of pharmaceuticals and agrochemicals were labeled in a single step using the nitrile CIE with good IE (Fig. 2). Esters ([ $^{13}\text{C}$ ]**30–31**, [ $^{13}\text{C}$ ]**37**) worked satisfyingly, as did primary amide ([ $^{13}\text{C}$ ]**34**). Pleasingly, a variety of additional heterocycles was compatible, such as 1,2,4-triazole [ $^{13}\text{C}$ ]**32**, pyridine [ $^{13}\text{C}$ ]**41**, pyrimidines [ $^{13}\text{C}$ ]**30** and 2-pyridone [ $^{13}\text{C}$ ]**28**.

Among current CIE technologies based on CO<sub>2</sub> and CO exchange, none would be suitable for these bioactive compounds and, in the case of ester derivatives **30** and **31**, they would require a series of additional saponification/esterification. The benefit is even more striking compared to traditional cyanating reactions, where the synthesis of the halogenated precursor is required.

To assess the utility of the nickel-catalyzed CIE over existing multistep methods, representative compounds were labeled using Zn[ $^{14}\text{C}$ ]CN<sub>2</sub> (Fig. 3A). Model substrate [ $^{14}\text{C}$ ]**1**, was obtained in 71% yield and molar activity of (A<sub>m</sub>) 640 MBq mmol<sup>-1</sup>. To widen its practicability, air-sensitive Ni(COD)<sub>2</sub> was used in stoichiometric amounts avoiding requirement for radioactive-glovebox facilities. Perampanel [ $^{14}\text{C}$ ]**36**, an antiepileptic drug, was obtained with a A<sub>m</sub> of 815 MBq.mmol<sup>-1</sup> and 25% yield. Febuxostat methyl ester [ $^{14}\text{C}$ ]**37** was labeled on the nitrile position with a molar activity of 949 MBq.mmol<sup>-1</sup>, illustrating the complementarity of this method to the previously described CIE with [ $^{14}\text{C}$ ]CO<sub>2</sub>.<sup>12</sup> Vilazodone [ $^{14}\text{C}$ ]**35**, a medication used to treat depressive disorders, was obtained with a molar activity of 540 MBq.mmol<sup>-1</sup>. Finerenone is a nonsteroidal anti-mineralocorticoid agent for the treatment of chronic kidney diseases, whose full metabolic profile in dogs, rats and humans was recently disclosed by Bayer. <sup>14</sup>C-Finerenone was labeled at the nitrile position by a multi-step procedure with an A<sub>m</sub> of 1032 MBq.mmol<sup>-1</sup>.<sup>29</sup> By means of this nickel-catalyzed CIE, [ $^{14}\text{C}$ ]**34** was synthesized in a ten time higher A<sub>m</sub> of 1032 MBq.mmol<sup>-1</sup> in a single step from its unlabeled isotopomer. The versatility of selected labeled nitriles was showcased with representative examples of nickel-catalyzed [4+2]cycloadditions (Fig 3B). Following the procedure of Ogoshi and co-workers,<sup>30</sup> pyridines [ $^{13}\text{C}$ ]**39** and **40** were obtained starting from the corresponding nitrile and 1,3-diene **38**. <sup>13</sup>C-labeled **42** was obtained under mild conditions in presence of aryne **41** in agreement with the report by the group of Louie.<sup>31</sup>



**Fig. 3:** (A) Ni-catalyzed carbon-14 labeling. (B) Synthesis of labeled pyridine by [4+2]cycloaddition reactions. (C) Mechanistic investigation on the nitrile isotope exchange and preliminary mechanistic proposal.

Looking for evidence supporting the reaction mechanism, we investigated a series of stoichiometric experiments (Fig 3C). When [ $^{12}\text{C}$ ]I was reacted with 1 equiv. of Ni(0) and 2 equiv. of P(Et) $_3$ , smooth oxidative addition took place at 80 °C to deliver Ni(II) complex [ $^{12}\text{C}$ ]-int in 76% yield.  $^{31}\text{P}$  NMR shows a resonances signal corresponding to the *trans* phosphines (singlet at 19.0 ppm) and its square planar geometry was confirmed by single-crystal X-ray analysis.<sup>32</sup> When [ $^{12}\text{C}$ ]-int was refluxed in toluene reductive elimination occurred and [ $^{12}\text{C}$ ]I was recovered, highlighting the reversibility of this step. Next, we looked into the putative nitrile isotope metathesis. In presence of Zn([ $^{13}\text{C}$ ]CN) $_2$  (0.65 equiv), [ $^{12}\text{C}$ ]-int (1 equiv) and DMAP (1.3 equiv) in refluxing toluene, the formation of labeled [ $^{13}\text{C}$ ]I was observed. To observe cyanide exchange on the nickel complex, milder temperature was applied. At 40 °C in DCM,  $^{13}\text{C}$  incorporation was observed by  $^{31}\text{P}$ -NMR spectroscopy, as resonance doublet corresponding to *cis*-P,C coupling constant (d,  $\delta = 19.0$  ppm,  $J_{p-c} = 30$  Hz) appeared.<sup>33,34</sup> Under these conditions, isotope exchange peaked at 35% after 5 hours (see SI, for details). While performing the  $^{14}\text{C}$ -labeling experiments we noticed the formation of a second  $^{14}\text{C}$ -active spot by radio-TLC, which was assigned to an isotopically  $^{14}\text{C}$  species. Subsequently, its structure was assigned to a (PMe) $_x$ NiCN $_y$  by  $^1\text{H}$ ,  $^{13}\text{C}$  and  $^{31}\text{P}$  NMR and MS. Slow evaporation of a DCM/heptane solution delivered two distinct orange and yellow crystal forms, which were elucidated by single-crystal X-ray diffraction as a trigonal bipyramidal Ni complex (**43**) and trimeric unit (**44**, see SI).<sup>35</sup> When utilized in the CIE procedure, it was shown that these complexes are catalytically inactive<sup>36</sup> and unable to perform isotope exchange. The role of DMAP appears to be critical in the nitrile exchange step. As reported by Liu and co-workers, coordination of DMAP to Zn(CN) $_2$  might facilitate the transmetalation step.<sup>25</sup> In addition, its role as co-ligand in nickel catalyzed transformation has also been recently claimed.<sup>37</sup> Attempts to highlight these intermediates in the nitrile CIE have thus far been unsuccessful.

In light of these evidence and based on previous literature on C-CN bond cleavage, we suggest a catalytic cycle whereby, after an initial coordination of the metal to the nitrile, activation of benzonitrile occurs through oxidative addition onto a zerovalent Ni species, followed by nitrile isotope exchange. Subsequent reductive elimination delivers the desired labeled aromatic nitrile.

In summary, a nickel-catalysed nitrile isotope exchange procedure has been discovered. This reversible decyanation/cyanation technology bridges a gap in the state of the art, thus allowing for direct  $^{13}\text{C}$  and  $^{14}\text{C}$ -labeling of nitrile derivatives. We anticipate that this methodology will accelerate access to new radiotracers suitable to support ADME studies and drug development.<sup>38</sup>

## ASSOCIATED CONTENT

### Supporting Information

The supporting information is available free of charge via the Internet at <http://pubs.acs.org>. Experimental procedures and computational details NMR spectra for obtained compounds

### Accession Codes

CCDC 2062440–2062442 contain the supplementary crystallographic data for this paper. These data can be obtained free of charge via [www.ccdc.cam.ac.uk/data\\_request/cif](http://www.ccdc.cam.ac.uk/data_request/cif), or by emailing [data\\_request@ccdc.cam.ac.uk](mailto:data_request@ccdc.cam.ac.uk), or by contacting The Cambridge Crystallographic Data Centre, 12 Union Road, Cambridge CB2 1EZ, UK; fax: +44 1223 336033.

## AUTHOR INFORMATION

## Corresponding Author

\* [davide.audisio@cea.fr](mailto:davide.audisio@cea.fr),

## Notes

The authors declare no competing financial interests.

## ACKNOWLEDGMENT

This work was supported by CEA and by the European Union's Horizon 2020 research and innovation program under the Marie Skłodowska-Curie grant agreement N°675071, the European Research Council (ERC-2019-COG – 864576), and FET-OPEN No 862179. JDO is funded by a ANRT grant (CIFRE 2019/0914) with Sanofi. The authors thank A. Goudet, S. Lebrequier and D.-A. Buisson for the excellent analytical support.

## REFERENCES

- (1) Kamen, M. D., Early History of Carbon-14. Discovery of this supremely important tracer was expected in the physical sense but not in the chemical sense *Science* **1963**, *140*, 584-590.
- (2) Isin, E. M.; Elmore, C. S.; Nilsson, G. N.; Thompson, R. A.; Weidolf, L., Use of Radiolabeled Compounds in Drug Metabolism and Pharmacokinetic Studies. *Chem. Res. Toxicol.* **2012**, *25*, 532-542.
- (3) Penner, N.; Klunk, L. J.; Prakash, C., Human radiolabeled mass balance studies: objectives, utilities and limitations. *Biopharm. Drug Dispos.* **2009**, *30*, 185-203.
- (4) Maxwell, B. D.; Elmore, C. S. in *ADME-Enabling Technologies in Drug Design and Development*. 461–471 (John Wiley & Sons, Inc: Hoboken, 2012). (pp. 461-472 Wiley & Sons, Inc 2012).
- (5) Elmore, C. S. in *The Use of Isotopically Labeled Compounds in Drug Discovery*. *Ed. Annu. Rep. Med. Chem.* **2009**, *44*, 515–534.
- (6) Voges, R.; Heys, J. R.; Moenius, T. *Preparation of Compounds Labeled with Tritium and Carbon-14* (John Wiley & Sons, 2009).
- (7)  $^{14}\text{C}$  is generated as Ba[ $^{14}\text{C}$ ]CO $_3$ , routinely converted to carbon dioxide [ $^{14}\text{C}$ ]CO $_2$ , as primary source, see: Zwiebel, N.; Turkevich, J.; Miller, W. W. Preparation of Radioactive CO $_2$  from BaCO $_3$ . *J. Am. Chem. Soc.*, **1949**, *71*, 376-377. Other CO $_2$ -derived primary building blocks are K $^{14}\text{CN}$  and  $^{14}\text{CH}_3\text{I}$ .
- (8) Atzrodt, J.; Deraud, V.; Loewe, C. in *Drug Discovery and Evaluation: Methods in Clinical Pharmacology*, F. J. Hock, M. R. Gralinski, Eds. (Springer International Publishing, Cham, 2017), pp. 1-19.
- (9) a) Donslund, A. S.; Pedersen, S. S.; Gaardbo, C.; Neumann, K. T.; Kingston, L.; Elmore, C. S.; Skrydstrup, T., Direct Access to Isotopically Labeled Aliphatic Ketones Mediated by Nickel(I) Activation. *Angew. Chem. Int. Ed.* **2020**, *59*, 8099-8103. b) Del Vecchio, A.; Caillé, F.; Chevalier, A.; Loreau, O.; Horkka, K.; Halldin, C.; Schou, M.; Camus, N.; Kessler, P.; Kuhnast, B.; Taran, F.; Audisio, D., Late-Stage Isotopic Carbon Labeling of Pharmaceutically Relevant Cyclic Ureas Directly from CO $_2$ . *Angew. Chem. Int. Ed.* **2018**, *57*, 9744-9748. c) Pipal, R. W.; Stout, K. T.; Musacchio, P. Z.; Ren, S.; Graham, T. J. A.; Verhoog, S.; Gantert, L.; Lohith, T. G.; Schmitz, A.; Lee, H. S.; Hesk, D.; Hostetler, E. D.; Davies, I. W.; MacMillan, D. W. C., Metallaphotoredox aryl and alkyl radiomethylation for PET ligand discovery. *Nature* **2021**, *589*, 542-547.
- (10) Hingsinger, K.; Pieters, G., The Emergence of Carbon Isotope Exchange. *Angew. Chem. Int. Ed.* **2019**, *58*, 9678-9680.
- (11) a) Kingston, C.; Wallace, M. A.; Allentoff, A. J.; deGruyter, J. N.; Chen, J. S.; Gong, S. X.; Bonacorsi, S.; Baran, P. S., Direct Carbon Isotope Exchange through Decarboxylative Carboxylation. *J. Am. Chem. Soc.* **2019**, *141*, 774-779. b) Tortajada, A.; Duan, Y.; Sahoo, B.; Cong, F.; Toupalas, G.; Sallustrau, A.; Loreau, O.; Audisio, D.; Martin, R., Catalytic Decarboxylation/Carboxylation Platform for Accessing Isotopically Labeled Carboxylic Acids. *ACS Catal.* **2019**, *9*, 5897-5901.
- (12) Destro, G.; Loreau, O.; Marcon, E.; Taran, F.; Cantat, T.; Audisio, D., Dynamic Carbon Isotope Exchange of Pharmaceuticals with Labeled CO $_2$ . *J. Am. Chem. Soc.* **2019**, *141*, 780-784.
- (13) a) Destro, G.; Horkka, K.; Loreau, O.; Buisson, D.-A.; Kingston, L.; Del Vecchio, A.; Schou, M.; Elmore, C. S.; Taran, F.; Cantat, T.; Audisio,

- D., Transition-Metal-Free Carbon Isotope Exchange of Phenyl Acetic Acids. *Angew. Chem. Int. Ed.* **2020**, *59*, 13490-13495. b) Kong, D.; Moon, P. J.; Lui, E. K. J.; Bsharat, O.; Lundgren, R. J., Direct reversible decarboxylation from stable organic acids in dimethylformamide solution. *Science* **2020**, *369*, 557-561.
- (14) a) Babin, V.; Talbot, A.; Labiche, A.; Destro, G.; Del Vecchio, A.; Elmore, C. S.; Taran, F.; Sallustrau, A.; Audisio, D. A Photochemical Strategy for Carbon Isotope Exchange with CO<sub>2</sub>. *ACS Catal.* **2021**, *11*, 2968-2976. b) Kong, D.; Munch, M.; Qi, Q.; Cooze, C. J. C.; Rotstein, B. H.; Lundgren, R. J., Fast Carbon Isotope Exchange of Carboxylic Acids Enabled by Organic Photoredox Catalysis. *J. Am. Chem. Soc.* **2021**, *143*, 2200-2206.
- (15) Gauthier, D. R.; Rivera, N. R.; Yang, H.; Schultz, D. M.; Shultz, C. S., Palladium-Catalyzed Carbon Isotope Exchange on Aliphatic and Benzoic Acid Chlorides. *J. Am. Chem. Soc.* **2018**, *140*, 15596-15600.
- (16) Science of Synthesis; Murahashi, S.-I., Ed.; Georg Thieme Verlag: Stuttgart, Germany, 2004; Vol. 19.
- (17) Fleming, F. F.; Yao, L.; Ravikumar, P. C.; Funk, L.; Shook, B. C., Nitrile-Containing Pharmaceuticals: Efficacious Roles of the Nitrile Pharmacophore. *J. Med. Chem.* **2010**, *53*, 7902-7917.
- (18) Derdau, V., New trends and applications in cyanation isotope chemistry. *J. Label. Compd Radiopharm.* **2018**, *61*, 1012-1023.
- (19) Tobisu, M.; Chatani, N., Catalytic reactions involving the cleavage of carbon–cyano and carbon–carbon triple bonds. *Chem. Soc. Rev.* **2008**, *37*, 300-307. For comparison, C–Br bond dissociation energy is ~ 80 kcal/mol.
- (20) a) Nakao, Y. (2014) Catalytic C–CN Bond Activation. In: Dong G. (eds) C–C Bond Activation. Topics in Current Chemistry, vol 346. Springer, Berlin, Heidelberg. [https://doi.org/10.1007/128\\_2013\\_494](https://doi.org/10.1007/128_2013_494). b) Nakao, Y., Metal-mediated C–CN Bond Activation in Organic Synthesis. *Chem. Rev.* **2021**, *121*, 327-344. c) Nájera, C.; Sansano, J. M., Asymmetric Intramolecular Carbocyanation of Alkenes by C–C Bond Activation. *Angew. Chem. Int. Ed.* **2009**, *48*, 2452-2456.
- (21) a) Wen, Q.; Lu, P.; Wang, Y., Recent advances in transition-metal-catalyzed C–CN bond activations. *RSC Adv.* **2014**, *4*, 47806-47826. b) Bonesi, S. M.; Fagnoni, M., The Aromatic Carbon–Carbon ipso-Substitution Reaction. *Chem. Eur. J.* **2010**, *16*, 13572-13589.
- (22) Anbarasan, P.; Schareina, T.; Beller, M., Recent developments and perspectives in palladium-catalyzed cyanation of aryl halides: synthesis of benzonitriles. *Chem. Soc. Rev.* **2011**, *40*, 5049-5067.
- (23) Jones, L. H.; Summerhill, N. W.; Swain, N. A.; Mills, J. E., Aromatic chloride to nitrile transformation: medicinal and synthetic chemistry. *Med-ChemComm* **2010**, *1*, 309-318.
- (24) For examples of transfer hydrocyanation, see : a) Bhawal, B. N.; Morandi, B., A Reversible, Transfer Hydrocyanation Manifold. *Trends Chem.* **2020**, *2*, 1034-1035. b) Bhawal, B. N.; Reisenbauer, J. C.; Ehinger, C.; Morandi, B., Overcoming Selectivity Issues in Reversible Catalysis: A Transfer Hydrocyanation Exhibiting High Kinetic Control. *J. Am. Chem. Soc.* **2020**, *142*, 10914-10920. c) Yu, P.; Morandi, B., Nickel-Catalyzed Cyanation of Aryl Chlorides and Triflates Using Butyronitrile: Merging Retrohydrocyanation with Cross-Coupling. *Angew. Chem. Int. Ed.* **2017**, *56*, 15693-15697.
- (25) a) Zhang, X.; Xia, A.; Chen, H.; Liu, Y., General and Mild Nickel-Catalyzed Cyanation of Aryl/Heteroaryl Chlorides with Zn(CN)<sub>2</sub>: Key Roles of DMAP. *Org. Lett.* **2017**, *19*, 2118-2121. b) Kartal, Z.; Şahin, O., The synthesis of heteroleptic cyanometallate aminopyridine complexes and an investigation into their structural properties with various spectroscopic methods. *J. Mol. Struct.* **2021**, *1227*, 129514.
- (26) At equilibrium, theoretically the ratio [<sup>13</sup>CN]:[<sup>12</sup>CN] = 1.3:1, in reaction system.
- (27) When higher amounts of Zn[<sup>13</sup>C]CN<sub>2</sub> were utilized, we did not observe improvement in the isotope enrichment. On the opposite, the efficiency of the reaction decreases. This results further support the hypothesis of catalyst poisoning. See supporting information for details.
- (28) Tsuei, M.; Shivrayan, M.; Kim, Y.-K.; Thayumanavan, S.; Abbott, N. L., Optical “Blinking” Triggered by Collisions of Single Supramolecular Assemblies of Amphiphilic Molecules with Interfaces of Liquid Crystals. *J. Am. Chem. Soc.* **2020**, *142*, 6139-6148.
- (29) Gerisch, M.; Heinig, R.; Engelen, A.; Lang, D.; Kolkhof, P.; Radtke, M.; Platzek, J.; Lovis, K.; Rohde, G.; Schwarz, T., Biotransformation of Finerenone, a Novel Nonsteroidal Mineralocorticoid Receptor Antagonist, in Dogs, Rats, and Humans, In Vivo and In Vitro. *Drug Metab. Dispos.* **2018**, *46*, 1546-1555.
- (30) Ohashi, M.; Takeda, I.; Ikawa, M.; Ogoshi, S., Nickel-Catalyzed Dehydrogenative [4 + 2] Cycloaddition of 1,3-Dienes with Nitriles. *J. Am. Chem. Soc.* **2011**, *133*, 18018-18021.
- (31) McCormick, M. M.; Duong, H. A.; Zuo, G.; Louie, J., A Nickel-Catalyzed Route to Pyridines. *J. Am. Chem. Soc.* **2005**, *127*, 5030-5031.
- (32) For pioneering studies on oxidative addition to Csp<sup>2</sup>-CN bonds, with nickel, see : a) García, J. J.; Jones, W. D., Reversible Cleavage of Carbon–Carbon Bonds in Benzonitrile Using Nickel(0). *Organometallics* **2000**, *19*, 5544-5545. b) García, J. J.; Brunkan, N. M.; Jones, W. D., Cleavage of Carbon–Carbon Bonds in Aromatic Nitriles Using Nickel(0). *J. Am. Chem. Soc.* **2002**, *124*, 9547-9555. c) García, J. J.; Arévalo, A.; Brunkan, N. M.; Jones, W. D., Cleavage of Carbon–Carbon Bonds in Alkyl Cyanides Using Nickel(0). *Organometallics* **2004**, *23*, 3997-4002. d) Ateşin, T. A.; Li, T.; Lachaize, S.; Brennessel, W. W.; García, J. J.; Jones, W. D., Experimental and Theoretical Examination of C–CN and C–H Bond Activations of Acetonitrile Using Zerovalent Nickel. *J. Am. Chem. Soc.* **2007**, *129*, 7562-7569. e) Ateşin, T. A.; Li, T.; Lachaize, S.; García, J. J.; Jones, W. D., Experimental and Theoretical Examination of C–CN Bond Activation of Benzonitrile Using Zerovalent Nickel. *Organometallics* **2008**, *27*, 3811-3817. f) Tauchert, M. E.; Warth, D. C. M.; Braun, S. M.; Gruber, I.; Ziesak, A.; Rominger, F.; Hofmann, P., Highly Efficient Nickel-Catalyzed 2-Methyl-3-butenitrile Isomerization: Applications and Mechanistic Studies Employing the TTP Ligand Family. *Organometallics* **2011**, *30*, 2790-2809.
- (33) Nielsen, D. U.; Lescot, C.; Gøsgsig, T. M.; Lindhardt, A. T.; Skrydstrup, T., Pd-Catalyzed Carbonylative  $\alpha$ -Arylation of Aryl Bromides: Scope and Mechanistic Studies. *Chem. Eur. J.* **2013**, *19*, 17926-17938.
- (34) Partridge, M. G.; Messerle, B. A.; Field, L. D., Signs and Magnitudes of Heteronuclear Coupling Constants in Octahedral Rhodium Complexes by High-Resolution 2D NMR. *Organometallics* **1995**, *14*, 3527-3530.
- (35) Meier, P.; Merbach, A. E.; Dartiguenave, M.; Dartiguenave, Y., Solution structure and ligand exchange in the five-coordinate molecular complexes NiX<sub>2</sub>(PMe<sub>3</sub>)<sub>3</sub>. *J. Am. Chem. Soc.* **1976**, *98*, 6402-6403.
- (36) Patra, T.; Agasti, S.; Akanksha; Maiti, D., Nickel-catalyzed decyanation of inert carbon–cyano bonds. *Chem. Commun.* **2013**, *49*, 69-71.
- (37) a) Xiao, Y.-L.; Min, Q.-Q.; Xu, C.; Wang, R.-W.; Zhang, X., Nickel-Catalyzed Difluoroalkylation of (Hetero)Arylborons with Unactivated 1-Bromo-1,1-difluoroalkanes. *Angew. Chem. Int. Ed.* **2016**, *55*, 5837-5841. b) Hydroboration of N-Heteroarenes. *ACS Catal.* **2018**, *8*, 6186-6191. c) Zhang, S.; Li, L.; Li, X.; Zhang, J.; Xu, K.; Li, G.; Findlater, M., Electroreductive 4-Pyridylation of Electron-deficient Alkenes with Assistance of Ni(acac)<sub>2</sub>. *Org. Lett.* **2020**, *22*, 3570-3575.
- (38) This work was first posted as a preprint on February 18, 2021: Feng, M.; De Oliveira, J.; Sallustrau, A.; Destro, G.; Thuéry, P.; Roy, S.; Cantat, T.; Elmore, C.S.; Blankenstein, J.; Taran, F.; Audisio, D. Direct Carbon Isotope Exchange of Pharmaceuticals via Reversible Decyanation. *ChemRxiv*. **2021**, Preprint. <https://doi.org/10.26434/chemrxiv.14049896.v1> While this work was submitted, an analogous study was uploaded as preprint (February 8, 2021) : Reilly, S.; Lam, Y.-H.; Ren, S.; Strotman, N. Late-Stage Carbon Isotope Exchange of Aryl Nitriles through Ni-Catalyzed C–CN Bond Activation. *ChemRxiv*. **2021**, Preprint. <https://doi.org/10.26434/chemrxiv.13724023.v2>.

# TOC

