



HAL
open science

Strong ergodicity breaking in aging of mean-field spin glasses

Massimo Bernaschi, Alain Billoire, Andrea Maiorano, Giorgio Parisi, Federico Ricci-Tersenghi

► **To cite this version:**

Massimo Bernaschi, Alain Billoire, Andrea Maiorano, Giorgio Parisi, Federico Ricci-Tersenghi. Strong ergodicity breaking in aging of mean-field spin glasses. Proceedings of the National Academy of Sciences of the United States of America, 2020, 117 (30), pp.17522-17527. 10.1073/pnas.1910936117 . cea-03197759

HAL Id: cea-03197759

<https://cea.hal.science/cea-03197759>

Submitted on 14 Apr 2021

HAL is a multi-disciplinary open access archive for the deposit and dissemination of scientific research documents, whether they are published or not. The documents may come from teaching and research institutions in France or abroad, or from public or private research centers.

L'archive ouverte pluridisciplinaire **HAL**, est destinée au dépôt et à la diffusion de documents scientifiques de niveau recherche, publiés ou non, émanant des établissements d'enseignement et de recherche français ou étrangers, des laboratoires publics ou privés.

Strong ergodicity breaking in aging of mean field spin glasses

Massimo Bernaschi^{a,1}, Alain Billoire^{b,1}, Andrea Maiorano^{c,d,e,1}, Giorgio Parisi^{c,e,f,1}, and Federico Ricci-Tersenghi^{c,e,f,1,2}

^aIstituto per le Applicazioni del Calcolo (IAC), Consiglio Nazionale delle Ricerche (CNR), P.le A. Moro 2, 00185 Rome, Italy ; ^bInstitut de Physique Théorique, Université Paris Saclay, CNRS, CEA, F-91191, Gif-sur-Yvette, France; ^cDipartimento di Fisica, Sapienza Università di Roma, P.le Aldo Moro 5, 00185 Rome, Italy; ^dInstituto de Biocomputación y Física de Sistemas Complejos (BIFI), Mariano Esquillor Gómez 50018 Zaragoza, Spain; ^eIstituto Nazionale di Fisica Nucleare, Sezione di Roma I, P.le A. Moro 5, 00185 Rome, Italy; ^fInstitute of Nanotechnology (NANOTEC) - CNR, Rome unit, P.le A. Moro 5, 00185 Rome, Italy

June 27, 2019

Out of equilibrium relaxation processes show aging if they become slower as time passes. Aging processes are ubiquitous and play a fundamental role in the physics of glasses and spin glasses and in other applications (e.g. in algorithms minimizing complex cost/loss functions).

The theory of aging in the out of equilibrium dynamics of mean-field spin glass models has achieved a fundamental role, thanks to the asymptotic analytic solution found by Cugliandolo and Kurchan. However this solution is based on assumptions (e.g. the weak ergodicity breaking hypothesis) which have never been put under a strong test until now.

In the present work we present the results of an extraordinary large set of numerical simulations of the prototypical mean-field spin glass models, namely the Sherrington-Kirkpatrick and the Viana-Bray models. Thanks to a very intensive use of GPUs, we have been able to run the latter model for more than 2^{64} spin updates and thus safely extrapolate the numerical data both in the thermodynamical limit and in the large times limit.

The measurements of the two-times correlation functions in isothermal aging after a quench from a random initial configuration to a temperature $T < T_c$ provides clear evidence that, at large times, such correlations do not decay to zero as expected by assuming weak ergodicity breaking.

We conclude that strong ergodicity breaking takes place in mean-field spin glasses aging dynamics which, asymptotically, takes place in a confined configurational space. Theoretical models for the aging dynamics need to be revised accordingly.

Spin Glasses | Phase transitions | Off-equilibrium Dynamics

Aging is a fundamental process in out of equilibrium relaxation dynamics. It refers to the observation that relaxation or correlation timescales grow without bound in time, so the system under study looks slower and slower as time goes by. This phenomenon has been initially discovered experimentally in structural glasses (1, 2) and spin glasses (3, 4), but since then it has been found to be a general feature of glassy systems (5, 6).

The importance of observing and properly describing the aging phenomena is due to their strong connection to the energy landscape where the relaxation dynamics takes place. Understanding the relaxation dynamics in more or less rough energy landscapes is a very interesting and essentially still open problem with important applications. Just to highlight a recent and very active topic: the training of artificial neural networks — that have recently proven to be so effective — is performed by minimizing the loss function, i.e. performing a sort of relaxation dynamics in a very high-dimensional space (7, 8).

The dimension of the space where the dynamics takes place is indeed a crucial aspect. While a dynamics relaxing in a low dimensional space can not be too surprising, when the dynamics happens in a very high-dimensional space, our intuition may easily fail in imaging the proper role of entropic and energetic barriers and thus the description of the out of equilibrium dynamics becomes very challenging.

Actually, any statistical mechanics model in the thermodynamic limit does perform a dynamics in a very high-dimensional space. In few fortunate cases (e.g., ordered models undergoing coarsening dynamics (9, 10)) the out of equilibrium dynamics can be well described with a reduced number of parameters. However, in the more general case of disordered models, our understanding is still limited and based either on numerical simulations or on the analytical solution of restricted classes of models: mainly trap and mean field models.

Trap models (11) provide a very simplified description of aging dynamics in disordered systems by assuming that the dynamics proceeds by “jumps” between randomly chosen states. This strong assumption allows for an analytic solution, but it is not clear to what extent the actual microscopic dynamics in a generic disordered model does satisfy such a hypothesis.

In this work we focus on disordered mean field models, in particular on the well-known Sherrington-Kirkpatrick (SK)

Significance Statement

Understanding the relaxation dynamics on complex energy landscapes is a key aspect not only for physical processes, but also for many applications where the minimization of a complicated cost function is required. Mean-field models with disorder have been and still are the privileged playing field to try to understand such complex dynamical behavior. We report the results of extraordinary long numerical simulations (more than 2^{64} spin updates) of the prototypical mean-field model of spin glasses. We uncover that, contrary to common expectation, the off-equilibrium aging dynamics at low temperatures undergoes a strong ergodicity breaking and thus asymptotically remains trapped in a confined region of the configurational space. Our results ask for a fundamental revision of models for the aging dynamics.

¹M.B., A.B., A.M., G.P. and F.R.T. contributed equally to this work.

²To whom correspondence may be addressed. E-mail: federico.ricci@uniroma1.it

model (12, 13) defined by the following Hamiltonian

$$H_{\text{SK}} = - \sum_{i < j} J_{ij} s_i s_j, \quad [1]$$

where the N Ising spins s_i interact pairwise via quenched random Gaussian couplings $J_{ij} \sim \mathcal{N}(0, 1/N)$ having zero mean and variance $1/N$. This model is the prototype for disordered models having a continuous phase transition from a paramagnetic phase to a phase with long range spin glass order (in the SK model it takes place at a temperature $T_c = 1$).

Thanks to the fact that couplings become very weak in the thermodynamic limit, the off-equilibrium dynamics of mean field models can be written in terms of two times correlation and response functions

$$C(t, t') = \frac{1}{N} \sum_{i=1}^N \langle s_i(t) s_i(t') \rangle, \quad R(t, t') = \frac{1}{N} \sum_{i=1}^N \frac{\partial \langle s_i(t) \rangle}{\partial h_i(t')}.$$

The angular brackets represent the average over the dynamical trajectories and an infinitesimal time-dependent field is added to the Hamiltonian as $-\sum_i h_i s_i$ to compute responses.

In the large N limit $C(t, t')$ and $R(t, t')$ do satisfy a set of integro-differential equations (14, 15) and the solution to these equations provides the typical decay of correlations in a very large sample of the SK model. Although their exact solution is unknown, Cugliandolo and Kurchan (CK) found an ansatz that, under some hypothesis, solves the equations in the large times limit (16). These equations have been rederived rigorously in some particular cases (17).

The CK asymptotic solution has become very popular and its consequences have been investigated in detail (18, 19). It is also often used as the theoretical basis for the analysis of numerical data (20–22). Notwithstanding its success, the CK solution has never been put under a severe numerical test, due to the difficulties in simulating very large samples of the SK model. In particular we are not aware of any really stringent numerical test on the assumptions made to derive it.

One of the main hypothesis underlying the CK asymptotic solution is that one-time quantities converge to their equilibrium value. This has been further used as a key assumption to derive the connection between statics and dynamics (23). However, this assumption is far from obvious, given the existence of many mean-field models showing a random first order transition (RFOT) where it is apparent how that assumption may be not satisfied: the prototypical model with a RFOT is the spherical p -spin model where the energy relaxes to a value far from the equilibrium one if the temperature is below the dynamical transition temperature (15). At variance to models with a RFOT, in spin glass models undergoing a continuous transition the common belief has been to assume convergence to equilibrium, but even these models have an exponential number of states at low enough temperatures (24), and it is not clear why the out of equilibrium dynamics should converge to equilibrium in this case. We remind the reader that the dynamics we are studying is obtained by taking the large N limit first and thus activated processes between states are suppressed.

We want to put under a stringent test the above hypothesis and we find convenient from the numerical point of view to test the so-called *weak ergodicity breaking* property, stating

that for any finite waiting time t_w the correlation eventually decays to zero in the large time limit

$$\lim_{t \rightarrow \infty} C(t_w + t, t_w) = 0 \quad \forall t_w. \quad [2]$$

The physical meaning of this hypothesis is clear: in an aging system any configuration reached at a finite time is eventually forgotten completely, because the dynamics, although slower and slower, keeps wandering in a large part of the configurations space. A direct consequence of the weak ergodicity breaking is that an aging system does not keep memory of what it did at any finite time, and the “finite time regime” can be eventually integrated out (under a further hypothesis called weak long term memory: the long-time dynamics wipes out the response to any small initial external perturbation), leading to an asymptotic dynamics that is actually decoupled from the finite times regime. This is a key feature that allows to get to the CK solution.

However, looking retrospectively at the literature of the times when the CK solution was derived, one finds that the numerical and experimental evidence were far from definite. While experiments do not probe a mean-field model, the numerics showed that the correlation $C(t_w + t, t_w)$ decays with time t for each waiting time t_w considered, but the range of correlations explored was very limited, with correlations always relatively large: $C(t_w + t, t_w) \gtrsim 0.05$ (25, 26) More recently the Janus collaboration succeeded to probe much larger time scales and much smaller correlations (27), but only studying finite dimensional spin glasses for which the mean field solution is not clear to apply.

In the present work we report the results of an unprecedented numerical effort in the study of the out of equilibrium dynamics in mean field spin glasses to check whether some of the hypothesis at the basis of currently available solutions are valid or not.

We started our study by simulating directly the SK model and found some numerical evidence contrasting with the weak ergodicity breaking assumption (these results are presented in detail in the SI). However we soon realized that such a model would prevent us from reaching sizes and times scales large enough to support any solid statement. Indeed the simulation time for such a model scales quadratically with the system size N and rapidly makes the simulation unfeasible.

We then resorted to a spin glass model defined on a sparse graph (requiring simulation times scaling linearly with the system size), similar to the Viana-Bray (VB) model: (28)

$$H_{\text{VB}} = - \sum_{(ij) \in E} J_{ij} s_i s_j, \quad [3]$$

where the edge set E defines the interaction graph and the couplings do not need to be rescaled with the system size (as in realistic models). In order to reduce the effects of the spatial heterogeneity in the H_{VB} Hamiltonian, we simulate the model on a Random Regular Graph (RRG) of fixed degree 4 and we use couplings of fixed modulus, i.e. $J_{ij} = \pm 1$, with equal probability. We measure self-averaging quantities, and for the very large sizes that we simulate there is no visible dependence on the specific random graph or couplings realization.

One may question whether the out-of-equilibrium dynamics of the VB model is equivalent to the SK case. The common belief about their equivalence is based on the observation that

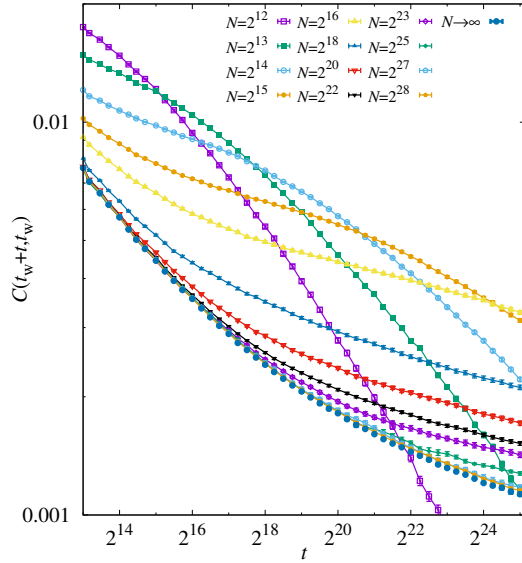


Fig. 1. Decay of the two-times correlation function $C(t_w + t, t_w)$ with $t_w = 4$ in a spin glass defined on a random regular graph of degree 4, initialized in a random configuration and evolved at $T = 0.8T_c$. We show data for many different system sizes (lines are only a guide to the eye), and the extrapolation to infinite size for every value of t (represented by the series of full symbols at the bottom). It is worth noticing that we are probing a regime of very large times and extremely small correlations, $C(t_w + t, t_w) \ll q_{EA}$, never reached before in simulations of mean field models. The upward curvature in the thermodynamic limit is a strong indication against a power law decay to zero correlation, i.e. against the weak ergodicity breaking scenario.

they are both mean field approximations of the same spin glass model. Notice also that the SK model is equivalent to the large degree limit of the VB model (once couplings or temperatures are properly rescaled). However one may also argue instead that the SK and the VB models have a key difference: only in the former the couplings become very weak in the thermodynamic limit and this may produce visible differences in their out-of-equilibrium dynamics. We do not have strong arguments against this point of view and the only conclusive answer is to study both as we do in the present paper and to compare the results. Nonetheless let us argue that if the out-of-equilibrium dynamics of the SK and VB were really asymptotically different this would have important implications, and the VB model should be preferred to the SK model as a mean field approximation to realistic spin glasses. This is one additional reason that convinced us to make such an important numerical effort in understanding the large times out of equilibrium dynamics of the VB model.

Results and discussion

We have simulated the VB model on a RRG of degree 4 at temperature $T = 0.8T_c$, where $T_c = 1/\text{atanh}(1/\sqrt{3})$, starting from a random initial configuration. We have measured the correlation function $C(t_w + t, t_w)$ for $t_w = 2^2, 2^4, 2^6, 2^8, 2^{10}, 2^{12}$ and very large times t . Statistical errors have been strongly reduced averaging over a huge number of samples (see the Method section and the SI for more details).

We show in Figure 1 the decay of the correlation function $C(t_w + t, t_w)$ as a function of t for $t_w = 4$ and a number of different system sizes. The reader should appreciate that we are working in the regime $C(t, t') \ll q_{EA} \simeq 0.285$ which

has never been reached before in any study of the out-of-equilibrium dynamics of mean field spin glass models (the approximate value for q_{EA} is obtained via the replica symmetric cavity method). The plot is in a double logarithmic scale, so an upward curvature is a clear indication that correlation is either decaying slower than a power law or not decaying to zero at all.

Let us start discussing equilibration effects. For small enough N we expect the system to thermalize and the correlation function to decay to the equilibrium value $C = 0$. The thermalization time $t_{eq}(N)$ is strongly dependent on the system size N and in Figure 1 it is signalled by the shoulder clearly visible in the data for $2^{12} \leq N \leq 2^{15}$ and partially in the data for $N = 2^{16}$. Willing to study the out of equilibrium regime we must impose times to be much smaller than t_{eq} . For $N \geq 2^{18}$ such a thermalization effect is absent for the times we are probing and we can safely consider the data as representative of the out of equilibrium regime.

Figure 1 shows that finite size effects become apparent when measuring very small correlations. Such finite size corrections are otherwise negligibly small at the correlation scale $C \sim 0.1$ which has been the mostly probed one in the past. It is worth noticing that the clear identification of these finite size effects has been possible thanks to the very small uncertainties that we have reached by averaging over a very large number of samples (see the SI for details on simulation parameters) and over a geometrically growing time window: in practice the measurement at time t is the average over the time interval $[t/2^{1/4}, t]$.

In order to reach any definite conclusion in the analysis of the out-of-equilibrium dynamics, it is mandatory to take into account these finite size effects accurately in the attempt of extrapolating correlation data to the thermodynamic limit. Indeed, as shown in Figure 1, off-equilibrium correlations measured in a system of smaller size decay asymptotically slower than those measured in a larger system. Then, without taking properly the thermodynamic limit, one can not argue too much about the large time limit of correlation functions. This is the reason why the data we initially got for the SK model, although pointing to the same conclusion we will draw from VB model simulations, were considered not conclusive.

We are interested in the limit of very large times taken *after* the thermodynamic limit. In this limit we are probing the aging dynamics where activated processes do not play any role. For each *fixed time* we extrapolate the data shown in Figure 1 to the thermodynamic limit, following the procedure explained in the SI, and we get the curve shown with label “ $N \rightarrow \infty$ ” in Figure 1. It is evident that a strong upward curvature remains in the thermodynamical limit, thus suggesting that a power law decay to zero is very unlikely and would require an unnatural very small value of the power law exponent.

Hereafter we concentrate only on the analysis of data already extrapolated to the large N limit. We aim at understanding what is the most likely behavior of the thermodynamic correlation in the limit of large times. We are aware that solely from numerical measurements taken at very large but finite times we cannot make an unassailable statement and one could always claim that on larger times the decay could change. Notwithstanding we believe (and we assume in our analysis) that for the very large times we have reached in our numerical simulations the asymptotic behavior already set in.

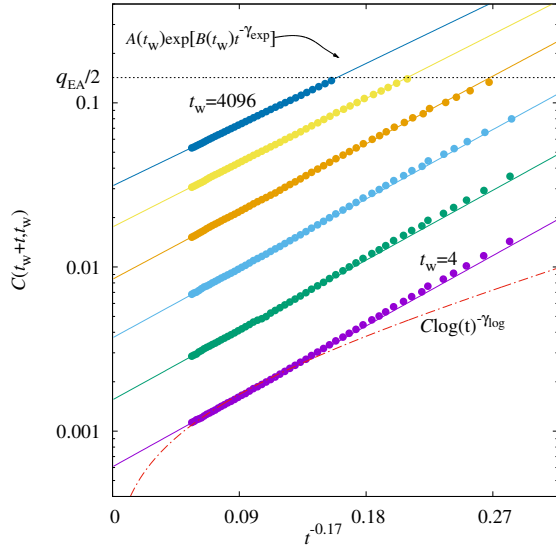


Fig. 2. The correlation functions $C(t_w + t, t_w)$ extrapolated in the thermodynamic limit as a function of time t , for all the waiting times t_w studied. We report only data which are safely in the aging regime $C(t_w + t, t_w) < q_{EA}/2$. Straight lines through data points are best fits to functional form in Eq. [4] on the time window $t \in [2^{17}, 2^{25}]$. The dashed curve is a best fit to a logarithmic decay extrapolating to zero correlation.

Thus the results of the analysis should be stable if we change the time window over which the analysis is carried out (always in a way such that $t \gg t_w$ and thus $C(t_w + t, t_w) \ll q_{EA}$).

In Figure 2 we present the results of the asymptotic analysis that we find most stable and thus most likely, according to the above prescription. The data for the correlations $C(t_w + t, t_w)$ extrapolated in the large N limit are shown as a function of an inverse power of the time for different waiting times, ranging from $t_w = 4$ to $t_w = 4096$. We immediately notice that all data follow a nice linear behavior in this scale; the only data departing from the linear behavior are those at very short times, that violate the condition $t_w \ll t$. The good agreement with the linear behavior — the lines are fits to data points in $t \in [2^{17}, 2^{25}]$ — implies that a fit to the form

$$C(t_w + t, t_w) = A(t_w) \exp [B(t_w) t^{-\gamma_{\text{exp}}}] \quad [4]$$

is very stable upon changing the time window (mind the log scale on the y axis). A joint fit to all t_w data with a t_w -independent exponent gives the value $\gamma_{\text{exp}} \simeq 0.17$, a weakly t_w -dependent coefficient $B(t_w)$ and definitely a non-null extrapolations to infinite time $A(t_w) = \lim_{t \rightarrow \infty} C(t_w + t, t_w)$. For a quick reference we may call ‘exponential’ the fit above, although the asymptotic decay is like $A + ABt^{-\gamma_{\text{exp}}}$.

In order to test the null hypothesis, that is the weak ergodicity breaking scenario where $\lim_{t \rightarrow \infty} C(t_w + t, t_w) = 0$ for any finite t_w , we tried to fit the data extrapolated in the large N limit to a function compatible with this limit. Given the upward curvature of the correlation function in a double logarithmic scale (see Figure 1) one may propose a very slow decay according to an inverse power of $\log(t)$. It turns out that a fit to a logarithmic decay $C(t_w + t, t_w) = C(t_w) \log(t)^{-\gamma_{\text{log}}}$, implying a null limiting correlation, yields a value of the sum of squared residuals per degree of freedom one order of magnitude larger than the fit in Eq. [4]. Moreover the values of

the fitting exponents are also very strongly dependent on the fitting window (see below and the SI).

The most striking consequence of the analysis shown in Figure 2 is that, for finite t_w values, in the $t \rightarrow \infty$ limit the correlation $C(t_w + t, t_w)$ does not decay to zero. This is a very surprising result as it implies — at variance with the widely diffused common belief — that an aging spin glass can asymptotically remember, to some extent, the configurations it reached at *finite times*. This positive long term correlation confutes the weak ergodicity breaking assumptions and implies a much stronger ergodicity breaking. The present result requires to rethink the asymptotic solutions for the aging dynamics in mean-field spin glass models.

We show now some numerical evidence of why we consider the strong ergodicity breaking as the most likely scenario. In order to test the stability of the fitting procedure with respect to the choice of the time interval, we perform the analysis on intervals $t \in [2^{n-k}, 2^n]$ with fixed $k = 6$ and n running on all the time series. A fit to the function $C(t_w + t, t_w) = C(t_w) \log(t)^{-\gamma_{\text{log}}(t_w)}$ with t_w -dependent parameters returns values of γ_{log} that strongly depend on n , i.e., on the position of the fitting window (see SI for details). Thus, fit results are very dependent on the time t , implying strong corrections to the asymptotic scaling. Again we can not completely exclude this scenario, but it is very unlikely under the hypothesis that corrections to scaling are weak at the very large times we reached at the end of our simulations.

The asymptotic scaling for the correlation decay which has been mostly used until now is an inverse power law of time. Thus we have also fitted our data in the time window $t \in [2^{n-k}, 2^n]$ according to low order polynomials in $t^{-\gamma}$,

$$P_M(t_w + t, t) = A_M(t_w) + \sum_{m=1}^M D_M^{(m)}(t_w) t^{-m\gamma_M(t_w)}, \quad [5]$$

with exponents and coefficients depending on both t_w and M .

Please note that for $D_M^{(m)}(t_w) = A_M(t_w) B_M(t_w)^m$ the polynomial in Eq. [5] is nothing but the M -th order Taylor expansion of the function in Eq. [4] with $A_M(t_w) = A(t_w)$ and $B_M(t_w) = B(t_w)$. It turns out that the identification $D = AB^m$ is necessary in order to obtain numerically stable results. Moreover assuming such a relation we reduce the number of free parameters and improve correlations among them. At large times, where corrections to the asymptotic scaling should be negligible, the low order polynomials should yield results in agreement with those of the analysis made with the form in Eq. [4]. Any deviation would give a measure of the systematic error introduced by ignoring some corrections terms in the asymptotic behavior.

We report in Fig. 3 the best fitting parameters according to fitting functions in Eq. [4] and in Eq. [5] with $M = 2$ and assuming $D_M^{(m)} = A_M B_M^m$. Results are shown as a function of the upper limit of the time window $[t/2^6, t]$ where the fit is performed. It is clear that the resulting best fit parameters are very stable, i.e. weakly dependent on the position of the fitting window, and this is a strong indication that we are probing the asymptotic regime with a functional form suffering only tiny finite time corrections. We also notice that the two estimates of the decay exponent γ_{exp} and $\gamma_{M=2}$, shown in the upper and mid panels, become compatible at large times. The asymptotic value for the correlation function $C(\infty, t_w)$, shown

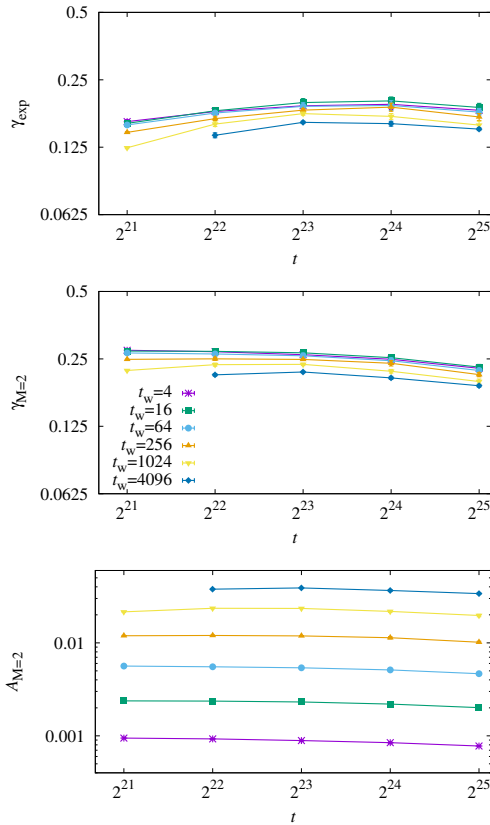


Fig. 3. The results of fitting $C(t_w + t, t_w)$ to Eq. [4] (upper panel) and to Eq. [5] with $M = 2$ and assuming $D_M^{(m)} = A_M B_M^m$ (mid and lower panel). In all panels the time on the abscissa $t = 2^n$ is the upper limit of the fitting range $t \in [2^{n-6}, 2^n]$. We notice that the results of these fitting procedure are very stable, i.e. vary little moving the fitting time window, at variance to fits assuming weak ergodicity breaking.

in the lower panel, is very stable too and clearly different from zero.

Analogous fits to any functional form assuming weak ergodicity breaking, that is $C(\infty, t_w) = 0$, return best fitting parameters strongly dependent on the position of the fitting window, and a sum of squared residuals per degree of freedom* which is typically one order of magnitude larger than the fits discussed above and illustrated in Fig. 3.

In conclusion the most likely scenario, which is fully supported by our data, is the one where the limiting value for the correlation function $C(\infty, t_w)$ is strictly positive for any waiting time t_w . In Figure 4 we report the estimates of $C(\infty, t_w) = A_M(t_w)$ obtained from the last fitting window, $t \in [2^{17}, 2^{25}]$, via the polynomial in Eq. [5] with $M = 1$ and $M = 2$, together with the values of $A(t_w)$ obtained via the fit to Eq. [4]. The three estimates are compatible within errors. In the inset of Figure 4 we report the best estimates for the decay exponent obtained from the same fits. The exponent is weakly dependent on t_w , and systematic errors are more evident, indicating that we are far from a regime in which the decay to the residual correlation can be described by a single power law. Notwithstanding this, different models with different decay exponents agree both qualitatively and quantitatively with a

*Since we are dealing with strongly correlated data, constructing a proper χ^2 estimator is a challenging task, but the sum of the squared residuals can give anyhow an indication of the relative goodness of different interpolating functions.

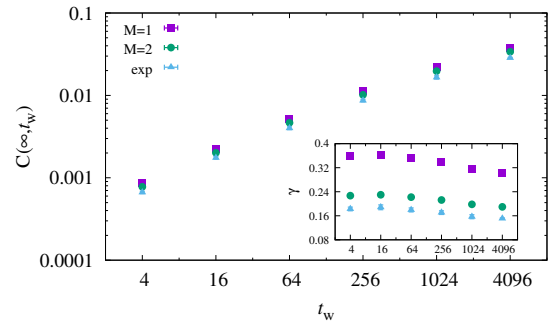


Fig. 4. The infinite time limit $C(\infty, t_w)$ estimated via the most stable fits, that is the one in Eq. [5] with $M = 1$ and $M = 2$, and the one in Eq. [4]. The fitting range is $t \in [2^{17}, 2^{25}]$. Inset: the best estimate for the decay exponent.

non-null value for the asymptotic correlation.

Computing the value of $C(\infty, t_w)$ in the large t_w limit is out of scope with present data and would require new and longer simulations with larger t_w values. However, given that we are working in the aging regime under the condition $C(t_w + t, t_w) < q_{EA}$, it is easy to get a conservative upper bound to that limiting correlation, that is $\lim_{t_w \rightarrow \infty} C(\infty, t_w) < q_{EA}$. Moreover, noticing that the plot in Figure 4 is in double logarithmic scale and that we still do not see any downward curvature, even if correlation values are not far from q_{EA} , we may conjecture that the upper bound is saturated, that is

$$\lim_{t_w \rightarrow \infty} C(\infty, t_w) = q_{EA}. \quad [6]$$

The validity of the above conjecture would lead to the unexpected scenario where the out-of-equilibrium relaxation asymptotically gets trapped in an equilibrium state, which is randomly chosen depending on the initial condition and the dynamics at finite times.

The physical picture that emerges from the above strong ergodicity breaking scenario corresponds to a system that, while relaxing in a complex energy landscape, remains confined in regions of the configurations space becoming smaller and smaller during the evolution. Whether this is a single state, a finite set of states or a marginal manifold extending over just a finite fraction of the configurations space is not possible to deduce from our data and further studies will be needed. Nonetheless if this strong ergodicity breaking scenario turns out to be the correct one (as our data strongly suggest) we have to abandon the physical idea of aging as a dynamical process exploring a marginal manifold extending all over the configurations space. The latter scenario can be still perfectly valid for models defined on finite dimensional topologies (e.g. regular lattices) because in that case barriers are not diverging exponentially with the system size and so it is less likely to have a confining potential for the out-of-equilibrium dynamics on finite timescales.

Recently the study of the out-of-equilibrium dynamics in a different mean field spin glass model, namely the spherical mixed p -spin, has shown — via analytical solutions — a similar phenomenon (29): depending on the initial condition the asymptotic aging dynamics may take place in a restricted part of the configurations space, and the correlation with configurations at finite times remain strictly positive. This result corroborates those presented in the present work and

strongly suggests that, in mean field spin glasses, the most general off-equilibrium relaxation is not the one we had in mind until now (a slow and unbounded wandering in the entire configurational space), but a slow evolution in a confined subspace, determined by the initial condition and the early times dynamics.

In conclusion we have put under a severe test one of the most widely assumed hypothesis in the aging dynamics of mean-field glassy models, namely the weak ergodicity breaking scenario. Our results are clearly in favour of a *strong ergodicity breaking scenario*, where the two-times correlation function does not decay to zero in the limit of large times. We have been able to achieve such unexpected result, thanks to (i) the use of sparse mean-field spin glass models, (ii) a new careful analysis taking care of both finite size and finite time effects and (iii) an extraordinary numerical effort based on very optimized codes running on latest generation GPUs.

It is fun to notice that the number of spin flips we performed on the largest simulated systems is of the order of 2^{64} , the same number of wheat grains asked by Sessa, the inventor of chess, to sell his invention. Such an incredibly large number, that determined the destiny of Sessa, allows now to uncover unexpected physics!

Methods

We simulated many samples of the VB model with sizes in the range $2^{10} \leq N \leq 2^{28}$ for times up to 2^{25} Monte Carlo sweeps (MCS). We report all details and parameters of the simulations in the SI. Every simulation starts from a random initial configuration and evolves using the Metropolis algorithm at temperature $T = 0.8T_c = 0.8/\text{atanh}(1/\sqrt{3}) \simeq 0.42$ (30). This temperature is a good trade-off because it is not too low (and thus the evolution is not too slow), while being in the low temperature phase and thus having an Edwards-Anderson order parameter q_{EA} sensibly different from zero. We remind that the aging dynamics takes place in the large times limit only under the condition $C(t, t') < q_{EA}$. The thermodynamical properties of typical samples of the VB model can be computed via the cavity method: although for $T < T_c$ the exact solution would require to break the replica symmetry in a continuous way, we can get a reasonable approximation to the value of q_{EA} via the replica symmetric solution providing $q_{EA}(T = 0.8T_c) \simeq 0.285$.

For simulating huge systems for long times it is necessary to resort to parallel processing. To that purpose we implemented the VB model on a random regular *bipartite* graph (RRBG) making possible to exploit the features of GPU accelerators despite of the very irregular memory access pattern (see SI). We have checked on intermediate sizes that results obtained on RRG and RRBG are statistically equivalent (see results in the SI). The theoretical argument supporting the statistical equivalence of the VB model defined on RRG and RRBG goes as follows: RRG may have loops of any length, while RRBG only have even length loops; since in the VB model with symmetrically distributed couplings (we use $J_{ij} = \pm 1$) every loop can be frustrated with probability $1/2$ independently of its length, we do not expect any difference between the two graph ensembles in the thermodynamic limit, where loops become long. To speed up further the numerical simulations, we resorted to multispin coding techniques where copies evolve in parallel on the same graph, but with different couplings and different initial configurations.

Extrapolations to the thermodynamical limit is an important technical aspect of the present work: we dedicate to it a SI section. The result presented here have been obtained by fitting to a quadratic function $C(N = \infty) + AN^{-\nu} + BN^{-2\nu}$ with $\nu = 2/3$. The value of the exponent has been fixed according to well-known results in the literature (31–33).

ACKNOWLEDGMENTS. The research has been supported by the European Research Council under the EU Horizon 2020 research and innovation programme (grant No. 694925, G. Parisi).

References.

1. Struik L (1976) Physical aging in amorphous glassy polymers. *Annals of the New York Academy of Sciences* 279(1):78–85.
2. Struik L (1977) Physical aging in plastics and other glassy materials. *Polymer Engineering & Science* 17(3):165–173.
3. Mydosh JA (1993) *Spin glasses: an experimental introduction*. (CRC Press).
4. Vincent E, Hammann J, Ocio M, Bouchaud JP, Cugliandolo LF (1997) Slow dynamics and aging in spin glasses in *Complex Behaviour of Glassy Systems*. (Springer), pp. 184–219.
5. Bouchaud JP, Cugliandolo LF, Kurchan J, Mezard M (1998) Out of equilibrium dynamics in spin-glasses and other glassy systems. *Spin glasses and random fields* pp. 161–223.
6. Amir A, Oreg Y, Imry Y (2012) On relaxations and aging of various glasses. *Proceedings of the National Academy of Sciences* 109(6):1850–1855.
7. LeCun Y, Huang FJ (2005) Loss functions for discriminative training of energy-based models. in *AIStats*. Vol. 6, p. 34.
8. Goodfellow I, Bengio Y, Courville A (2016) *Deep learning*. (MIT press).
9. Bray A (2003) Coarsening dynamics of phase-separating systems. *Philosophical Transactions of the Royal Society of London. Series A: Mathematical, Physical and Engineering Sciences* 361(1805):781–792.
10. Cugliandolo LF (2015) Coarsening phenomena. *Comptes Rendus Physique* 16(3):257–266.
11. Bouchaud JP (1992) Weak ergodicity breaking and aging in disordered systems. *Journal de Physique I* 2(9):1705–1713.
12. Sherrington D, Kirkpatrick S (1975) Solvable model of a spin-glass. *Physical review letters* 35(26):1792.
13. Sherrington D, Kirkpatrick S (1978) Infinite-ranged models of spin-glasses. *Phys. Rev. B* 17(11):4384–4403.
14. Crisanti A, Horner H, Sommers HJ (1993) The spherical-p-spin interaction spin-glass model. *Zeitschrift für Physik B Condensed Matter* 92(2):257–271.
15. Cugliandolo LF, Kurchan J (1993) Analytical solution of the off-equilibrium dynamics of a long-range spin-glass model. *Physical Review Letters* 71(1):173.
16. Cugliandolo LF, Kurchan J (1994) On the out-of-equilibrium relaxation of the sherrington-kirkpatrick model. *Journal of Physics A: Mathematical and General* 27(17):5749.
17. Arous GB, Dembo A, Guionnet A (2006) Cugliandolo-kurchan equations for dynamics of spin-glasses. *Probability theory and related fields* 136(4):619–660.
18. Franz S, Mézard M, Parisi G, Peliti L (1998) Measuring equilibrium properties in aging systems. *Physical Review Letters* 81(9):1758.
19. Hérisson D, Ocio M (2002) Fluctuation-dissipation ratio of a spin glass in the aging regime. *Physical Review Letters* 88(25):257202.
20. Franz S, Rieger H (1995) Fluctuation-dissipation ratio in three-dimensional spin glasses. *Journal of statistical physics* 79(3-4):749–758.
21. Marinari E, Parisi G, Ricci-Tersenghi F, Ruiz-Lorenzo JJ, Zuliani F (2000) Replica symmetry breaking in short-range spin glasses: Theoretical foundations and numerical evidences. *Journal of Statistical Physics* 98(5-6):973–1074.
22. Baity-Jesi M, et al. (2017) A statics-dynamics equivalence through the fluctuation–dissipation ratio provides a window into the spin-glass phase from nonequilibrium measurements. *Proceedings of the National Academy of Sciences* 114(8):1838–1843.
23. Franz S, Mezard M, Parisi G, Peliti L (1999) The response of glassy systems to random perturbations: A bridge between equilibrium and off-equilibrium. *Journal of statistical physics* 97(3-4):459–488.
24. Bray A, Moore MA (1980) Metastable states in spin glasses. *Journal of Physics C: Solid State Physics* 13(19):L469.
25. Baldassarri A (1998) Numerical study of the out-of-equilibrium phase space of a mean-field spin glass model. *Physical Review E* 58(6):7047.
26. Marinari E, Parisi G, Rossetti D (1998) Numerical simulations of the dynamical behavior of the sk model. *The European Physical Journal B-Condensed Matter and Complex Systems* 2(4):495–500.
27. Belletti F, et al. (2009) An in-depth view of the microscopic dynamics of ising spin glasses at fixed temperature. *Journal of Statistical Physics* 135(5-6):1121–1158.
28. Viana L, Bray AJ (1985) Phase diagrams for dilute spin glasses. *Journal of Physics C: Solid State Physics* 18(15):3037.
29. Folena G, Franz S, Ricci-Tersenghi F (2019) Memories from the ergodic phase: the awkward dynamics of spherical mixed p-spin models. *arXiv preprint arXiv:1903.01421*.
30. Mézard M, Parisi G (1987) Mean-field theory of randomly frustrated systems with finite connectivity. *EPL (Europhysics Letters)* 3(10):1067.
31. Aspelmeier T, Billoire A, Marinari E, Moore M (2008) Finite-size corrections in the sherrington-kirkpatrick model. *Journal of Physics A: Mathematical and Theoretical* 41(32):324008.
32. Boettcher S (2010) Numerical results for spin glass ground states on bethe lattices: Gaussian bonds. *The European Physical Journal B* 74(3):363–371.
33. Lucibello C, Morone F, Parisi G, Ricci-Tersenghi F, Rizzo T (2014) Finite-size corrections to disordered ising models on random regular graphs. *Physical Review E* 90(1):012146.

Supplementary Information for

Strong ergodicity breaking in aging of mean field spin glasses

Massimo Bernaschi, Alain Billoire, Andrea Maiorano, Giorgio Parisi and Federico Ricci-Tersenghi

E-mail: federico.ricci@uniroma1.it

This PDF file includes:

- Figs. S1 to S6
- Table S1
- References for SI reference citations

1. The Sherrington-Kirkpatrick model

Our interest in the asymptotic off-equilibrium dynamics stems from the phenomenon of remanent magnetization of spin glasses. We recall that the equations of dynamics of mean field models have been studied in detail in the hypothesis of both weak ergodicity breaking and weak long term memory (see main text) (1, 2). If a very strong constant magnetic field is applied to a spin glass, the individual spins align along this magnetic field. If afterward this magnetic field is switched off, the spin glass relaxes very slowly towards a state of non-zero remanent magnetization, with some excess internal energy relative to the internal energy at equilibrium. This phenomenon has been the object of detailed experimental studies (3–5). On the theoretical side this phenomenon has been studied in models, mostly by dynamical Monte Carlo simulations. If some numerical results have been obtained (6, 7) for the finite dimensional Edwards Anderson Ising model (8), most simulations have been done (6, 7, 9–11) for the infinite range Sherrington-Kirkpatrick model (12, 13). These numerical results have been obtained for small systems ($N \leq 1024$ in (9, 10), $N \leq 2048$ in (6), $N \leq 2016$ in (7), but $N \leq 18432$ in (11), where N is the number of spins) using either binary distributed quenched random couplings, or Gaussian distributed quenched random couplings.

These pioneering simulations remain however inconclusive, and we decided to revisit the case of the Sherrington-Kirkpatrick model with larger systems (with up to $N = 2^{15} = 32768$ spins, quite a large number by fully connected models standards), a larger time window, and a better statistics. We study the relaxation of the system following the Metropolis dynamics starting from a configuration where all spins are aligned (for this model this is also a disordered $T = \infty$ configuration). From a numerical point of view this is a rare blessed situation for a Sherrington-Kirkpatrick model simulation, where one is not restricted to a very small number of spins, since there is neither the need to perform the lengthy equilibration of the system (and to make sure that equilibrium is indeed reached), nor the need to perform a satisfactory sampling of the phase space in the subsequent measurement phase of the simulation.

We simulated the Sherrington-Kirkpatrick spin glass (model [1] in the main text) with binary distributed quenched couplings, for temperatures $T = 0.4, 0.5$ and 0.6 ($T_c = 1$ in this model). The use of binary distributed couplings allows a faster computer code, due to the multispin coding (14, 15) technique to compute the force acting on a given spin (the computation of the force is the bottleneck of the code). Away from $T = 0$, the choice of binary distributed couplings is believed to have little effect on the physics. Two clones are simulated in parallel. The number of instances (i.e. disorder coupling samples) is $N_{dis} = 2^{24}/N$. This scaling of N_{dis} with N ensures roughly N independent statistical errors. The number of iterations (N single spin updates, performed in a fixed order) is 2^{19} . We lump together the data for the same value of $\lfloor \ln((t+t_w)/4)/(0.5 \ln(2)) \rfloor$ where $\lfloor \cdot \rfloor$ is the floor function (tritone logarithmic intervals for large times) and treat them as a data for the average value of $t+t_w$ inside the lump (e.g. we lump together the $t+t_w = \{4, 5\}$ data, to be treated as the data for $t+t_w = 4.5$ in what follows).

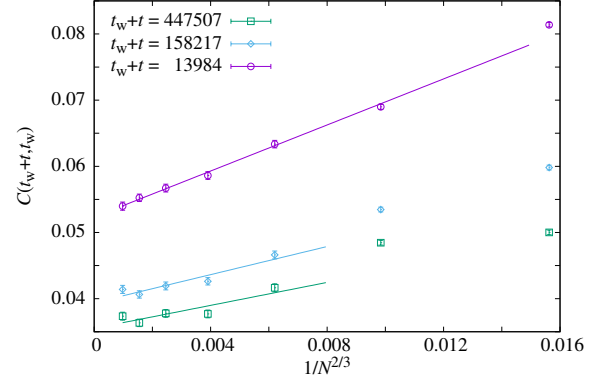


Fig. S1. Convergence of the two-times correlation function $C(t_w + t, t_w)$ as a function of $1/N^{2/3}$, for $T = 0.5$ and three representative values of t .

We compute the two times correlation $C(t_w, t + t_w)$ as

$$C(t_w + t, t_w) = \frac{1}{N} \sum_{i=1}^N \langle \sigma_i(t_w + t) \sigma_i(t_w) \rangle \quad [1]$$

with a very small waiting time (we take $t_w = 3$, we later realized that a larger value would have given a better signal, see the main text). Angular brackets represent the average over the disorder and the two clones.

In this setting, the analysis of the large t behavior of the data turns out to be a quite difficult task, due to a very limited range of values of N together with the very weak t behavior of the correlation, and the smallness of its $t = \infty$ limiting value.

We first extrapolate the data to the thermodynamic limit assuming a leading $1/N^{2/3}$ behavior. This is done with a linear χ^2 fit of the data with $N \geq 2048$. This extrapolation is shown in figure S1 for $T = 0.5$ and three representative values of t . The quality of the data deteriorates as t grows, but remains acceptable. The slowness of the convergence to $N = \infty$ is a well known feature of this model and clear subleading corrections are present for small systems, whose sign turns out to depend on T . We notice that for all three temperatures the finite size corrections become very small for the largest values of t .

We next try to determine the large t behavior of (the infinite volume limit) $C(t_w, t + t_w)$. Our preferred fit of the data has the form $A + B/t^\gamma$ with some very small γ and a non zero A but the value of γ is unstable against details of the fitting procedure, like the range of values of N used in the $N \rightarrow \infty$ extrapolation, and the range of t used to determine γ . This is to be expected since the range of values of N and t are limited due to the full connectivity of the model. Note that a logarithmic decay $C + D/(\ln t)^\beta$ is also possible.

To make the case for a non zero limiting behavior we show in Fig S2 a plot of $C(t_w, t + t_w)$ as a function of $1/t^{0.3T}$. There is a clear collapse of the data for an intermediate range of t . We interpret the collapse breakdown at larger values of t as a finite size effect. This is however not a solid case and this motivated us to perform the simulation of the sparse model presented in the main paper. Such a system allows to simulate much larger systems, for a longer time, with better statistics.

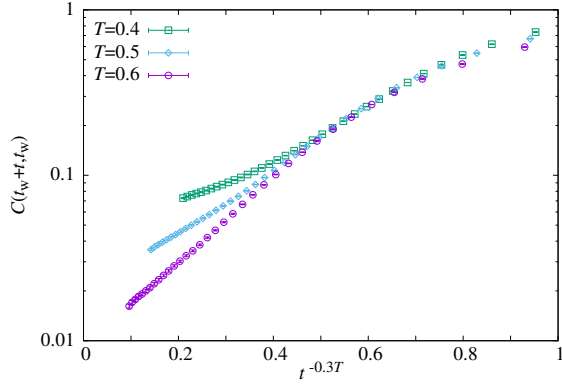


Fig. S2. $C(t_w + t, t_w)$ as a function of $1/t^{0.3T}$ for $T = 0.4, 0.5$ and 0.6 .

2. Spin glass on a bipartite random regular graph: simulations and extrapolations

We simulated instances (or *samples*) of a spin glass with binary coupling on a bipartite random regular graphs of degree $z = 4$ (model [5] in the main text) and number of vertexes $N = 2^K$ with $K = 10 - 16, 18, 20, 22, 24, 25, 27, 28$. We followed the evolution of any instance starting from a completely random initial spin configuration applying the classic single spin flip Metropolis algorithm, at fixed temperature $T = 0.8T_c$, up to time $t = 2^{25}$, taking the update of the whole graph as unit of time. All samples had independent random coupling configurations. In a straightforward multispin coding simulation the distinct bits of a data word represent the spins on a single vertex of 64 independent samples, which must then share the same connectivity matrix. We simulated a number of different graphs ranging between 3 for $N = 2^{28}$ and 8192 for $N = 2^{10} - 2^{14}$. We performed simulations of samples with the smaller sizes ($K = 10$ up to 16 and $K = 18$) on Intel CPUs with 64 bit data words (i.e. 64 independent random coupling configurations for each random graph realization); simulations of larger sizes have been accelerated by running a carefully coded program on Graphics Processing Units with 64 bit data words (see Section 3 below). Then the number of simulated samples ranges between 192 for $N = 2^{28}$ to 524288 for $N = 2^{10} - 2^{14}$ (see Table S1).

Bipartition is mandatory in order to enforce parallelism in the Monte Carlo update (see Section 3). This does not change the graph property of being *locally tree like* for large N and then of approximating results on a Bethe lattice in the $N \rightarrow \infty$ limit. Still, bipartition changes the distribution of lengths of cycles and then possibly changes finite-size corrections to the behavior of the system in the limit of the Bethe lattice (16). We verified that bipartition is statistically irrelevant to our results with the available numerical precision, on the smaller system sizes already, by comparison with numerical simulations of the same model on non bipartite random regular graphs. Figure S3 show data of the autocorrelation function $C(t_w + t, t_w)$ for $t_w = 4$ and system sizes $N = 2^{14}$ and $N = 2^{22}$ comparing results of averages over the bipartite samples to averages over non bipartite samples. Even at the smaller system sizes we do not observe any statistically significant difference in any time regime.

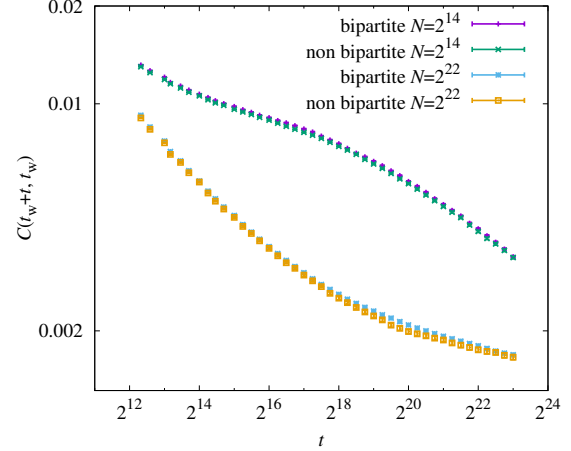


Fig. S3. Data of the autocorrelation function $C(t_w + t, t_w)$ for $t_w = 4$ and system sizes $N = 2^{14}$ and $N = 2^{22}$ for both bipartite and non-bipartite systems.

Extrapolation to large sizes and large times. Hereafter, we describe firstly how we performed the limit to large sizes and then to large times.

We improved the signal to noise ratio by averaging the time series of the measured $C(t_w + t, t_w)$ values, for each given waiting time t_w and system size N , over *minor thirds* logarithmic intervals $t_w + t \in [t_m, t_{m+1}]$, with $t_{m+1}/t_m = 2^{1/4}$.

The extrapolation to large sizes at fixed times t_w and t is at the core of our analysis. In order to take into account for finite size corrections, we fitted data to both a linear function and a second order polynomial in some power of the inverse system size $1/N^\nu$. We tried both $\nu = 1$ and $\nu = 2/3$, the latter being supported by the behavior of finite size corrections in the spin glass phase of mean field models (16–18).

In the top panel of figure S4 we report a comparison of the four functional forms in describing large- N data for $t_w = 4$, $t_w + t = 2^{22}$. Among the functional forms we employed, the quadratic fit with either $\nu = 1$ or $\nu = 2/3$ works equally well on almost all the t_w, t range, providing smooth extrapolations to infinite sizes. By imposing $\nu = 2/3$ we obtain a coefficient of the leading term of order $\sim O(1)$, whereas imposing $\nu = 1$ results in a two orders of magnitude larger value (see the bottom panel of figure S4), suggesting that the latter choice brings to a subestimation of finite size corrections.

We then performed extrapolations to large observation times (at fixed t_w) of the values of the infinite size extrapolations of $C(t_w + t, t_w)$. After noting the linear behavior of correlation data as a function of some power γ in a log-linear plot (see Figure 2 and discussion in the main text), we tried to fit data to an *inverse Fréchet exponential*:

$$G(t) = A_{\text{exp}}(t_w) \exp [B_{\text{exp}}(t_w) t^{-\gamma_{\text{exp}}}], \quad [2]$$

where the parameters A_{exp} , B_{exp} and γ_{exp} do in principle depend on the waiting time. Results for the parameters are very stable when moving the fitting window $t \in [2^{n-k}, 2^n]$ with $k = 8$ by changing n (see also Figure 3 and discussion in the main text). Results are also stable when changing k over a reasonable range (smaller k values imply noisy results, larger values return too few data points as we have 12 octaves between our largest t_w and the total time length of the simulation). The exponent γ_{exp} has a very weak dependence on the t_w .

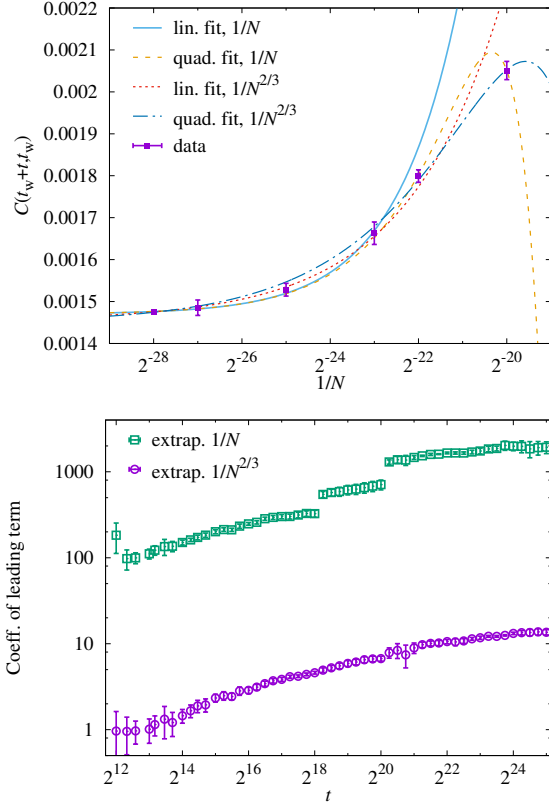


Fig. S4. Top panel: Data of the autocorrelation function for $t_w = 4$, $t_w + t = 2^{22}$, and superimposed adjusted functions (linear and quadratic extrapolation to large sizes in both N^{-1} and $N^{-2/3}$, see SI text.). Bottom panel: the adjusted values of the coefficients of the leading terms in the quadratic extrapolations as a function of t at $t_w = 4$.

In each window, and for any given value of γ_{exp} , we compute the optimal values of A_{exp} , B_{exp} . We record the sum of squared residuals as a function of γ_{exp} , the minimum of which is taken as the optimum value of γ_{exp} . Since we deal with correlated data, obtaining a χ^2 estimator and uncertainties of parameters directly by the fitting procedure is both involved and prone to noise. The sum of squared residuals at the optimum γ_{exp} value is still an useful metrics in assessing relative accuracy of different models. To extract an estimation of uncertainties, we divide our database in three subsamples and compute its maximum error.

One usually describes the large time off-equilibrium decay of the correlation function with power laws. In order to test and quantify higher order corrections to the asymptotic scaling we considered low order polynomials in the variable $t^{-\gamma}$:

$$P_M(t_w + t, t) = A_M(t_w) + \sum_{m=1}^M A_M B_M^m(t_w) t^{-m\gamma_M(t_w)}, \quad [3]$$

With that choice of the parametrization, the M -th order polynomial is the Taylor expansion to order M of an exponential (Equation 2). Such parametrization is also necessary to stabilize the fitting procedure above described and reduce the parameter correlation, even for $M = 1$. This provides a further confirmation that the ‘exponential’ decay works very well in all the large time regime. The parameters A_{exp} and A_M in the last time window $[2^{17}, 2^{25}]$ are our estimation of the residual

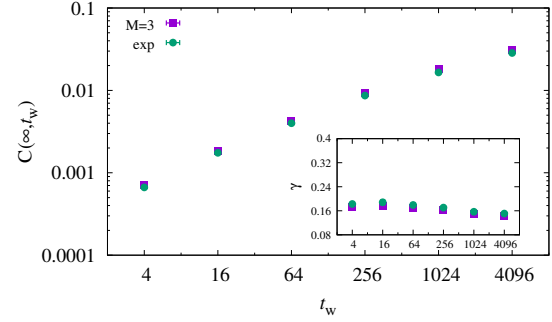


Fig. S5. The infinite time limit $C(\infty, t_w)$ estimated with the values of the constant terms in the $M = 3$ polynomials Equation 3 and the coefficient A_{exp} of the exponential function Equation 2, by fitting the models on the time window $t \in [2^{17}, 2^{25}]$.

correlation. The parameters A_M , B_M and γ_M depend, in principle, on the waiting time and on M . Also in this case the exponent γ_M turns out having a very weak t_w dependence. The dependence of γ_M on M is significant (see inset in Figure 4 in the main text), signalling strong subleading corrections to the asymptotic, large time, behavior but the finite-time systematic error on A_M is comparable to the uncertainty (see also main panel in Figure 4 in the main text). $M = 3$ data are already indistinguishable from results of the exponential analysis, as shown in Figure S5.

A very slow logarithmic decay

$$L(t_w + t, t_w) = C(t_w) [\log(t)]^{-\gamma_{\log}} \quad [4]$$

can not in principle be ruled out. Yet we do not obtain encouraging results when performing the fitting procedure on moving windows described above. As shown in Figure S6, results are much more dependent on the fitting windows, and as a compensation for relatively quickly converging data, the decay exponent takes much larger values than in the previous cases.

3. Simulations of the Bethe Lattice on GPUs

Graphics Processing Units (GPU) provide a very good trade-off among four crucial goals of any modern computing platform: performance, price, power consumption and ease of software development. As a matter of fact, although originally designed to accelerate graphics rendering, GPU are, by now, widely used in many other applications of high performance computing. The micro-architecture of a GPU is massively parallel, with thousands of simple cores designed for simultaneous, independent, not necessarily identical, computations on multiple data inputs. For our work we resorted to NVIDIA GPUs programmed by using the CUDA software framework.

From a hardware standpoint, an NVIDIA GPU is an array of *Streaming Multiprocessors* (SMs); each SM contains a certain number of CUDA *cores*. Each function executed on the GPU on behalf of the CPU is called *kernel*. To attain a significant fraction of the theoretical peak performance, *occupancy* (i.e., the fraction of active computing elements at a given time) must be consistently kept high, hence thousands of threads must be ready to be scheduled at any time. Threads are executed in groups of 32 units called *warps*, and performance is significantly improved if threads in the same warp execute the same code with no divergence and access memory according to patterns

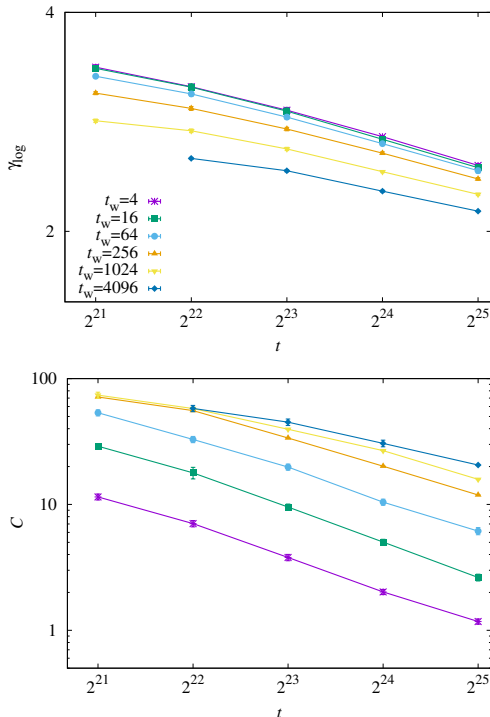


Fig. S6. Values of best fit parameters in the function $C[\log(t)]^{-\gamma_{\log}}$ adjusted to $C(t, t_w)$ data over a time window $[2^{n-k}, 2^n]$, with $k = 4$ and as a function of the right endpoint of the interval $t = 2^n$.

that privilege *threads* locality, *i.e.*, if threads belonging to the same warp access consecutive memory locations (memory *coalescing* in CUDA jargon). This is the most critical issue in the simulation of the Ising Bethe lattice on a GPU since the *neighbours* of each spin are, apparently, in *random* positions with no regularity in the memory access pattern. As a matter of fact, the only certainty is that each spin interact with a fixed number (4) of other spins and that all of them are in the same half of the lattice since the graph describing the connectivity among spins is a bipartite graph.

We highlight that the property of being a bipartite graph is a fundamental requirement to update in parallel spins during the simulation (it can be seen as a variation/extension of the classic checkerboard decomposition used in the parallel update of spins having nearest-neighbour interactions on regular lattices). As a consequence of this lack of regularity, the memory access is not completely *coalesced* o, more precisely, it is perfectly coalesced when reading the vector of the interaction J and writing the updated spins whereas it is not coalesced reading the interacting spins. Despite of this limitation, the performance of the GPU remains extremely good because the *kernel* in charge of the update uses just 32 registers so that up to 2048 threads per SM can be active (each SM has 65536 registers). Having many threads active allows to alleviate the problems due to the lack of memory coalescing. Warps alternate each other in the execution (while waiting data coming from the memory) at zero cost, keeping the cores always busy. The final result is that the update of a single spin take ~ 15 picoseconds on a P100 GPU. Actually that time can be further reduced by using more than one GPU.

Each half of the bipartite graph can be split between two

or more GPUs with each GPU updating a subset of spins. The idea is similar to what we presented in Ref. (19) with the difference that in the present case each GPU must keep a full copy of the spins due to the irregular connectivity. This means that much more data must be exchanged among the GPUs (basically there is an all-to-all communication exchanging the whole dataset of spins at each iteration). However, leveraging asynchronous memory copy operations and CUDA *streams* it is possible to overlap communication and update of the spins achieving a pretty good efficiency, at least with few GPUs (*e.g.*, 75% on 4 GPU). In the present study we were more interested in running many simulations on a wide set of lattice sizes rather than running a long lasting single simulation on a lattice of fixed size so we did not use extensively the multi-GPU variant of the code but for other case studies it can significantly reduce the time-to-solution. A different form of overlap that we, on the contrary, extensively used is that between the update of the spins and the evaluation of the observables. For taking measures we use the CPU that would be otherwise completely idle during the simulation. When the measure must be carried out, we copy the current spin configuration from the GPU to the CPU and then spawn a CPU thread that executes the function which computes energy and correlations and saves the results in an output file. In this way the GPU can continue the simulation while the CPU computes the observables.

The time required to copy the spin configuration from the GPU to the CPU is approximately the same as the time required for the update of the whole set of spins (obviously both depends on the size of the system but they scale in the same way) whereas the time required to compute the correlations is much higher since several spin configurations must be considered. So, in the end, there is a significant time-saving in using the CPU to that purpose.

Table S1. Number of simulated samples of size $N = 2^K$. N_{samples} is the total number of independent random coupling configurations, while N_{rrg} is the number of different instances of the random regular graph. On each graph instance we generate 64 different random coupling configurations (which is the size of the data word in the multispin coding implementation).

K	bipartite		non bipartite	
	N_{samples}	N_{bit}	N_{samples}	N_{rrg}
10 – 13	524288	8192		
14	524288	8192	370176	5784
15	99264	1551		
16	75712	1183		
18	33280	520		
20	8192	256		
22	8256	129	2560	40
23	2048	32		
25	256	4		
27	192	3		
28	192	3		

References

1. Cugliandolo LF, Kurchan J (1993) Analytical solution of the off-equilibrium dynamics of a long-range spin-glass model. *Physical Review Letters* 71(1):173.
2. Cugliandolo LF, Kurchan J (1994) On the out-of-equilibrium relaxation of the sherrington-kirkpatrick

- model. *Journal of Physics A: Mathematical and General* 27(17):5749.
3. Prejean J, Souletie J (1980) Two-level-systems in spin glasses: a dynamical study of the magnetizations below T_g , application to cumm systems. *Journal de Physique* 41(11):1335–1352.
 4. Berton A, Chaussy J, Odin J, Rammal R, Tournier R (1982) Magnetocaloric investigation of (h, t) phase diagram of cumm spin glass. *Journal de Physique Lettres* 43(5):153–158.
 5. Omari R, Prejean J, Souletie J (1983) Critical measurements in the spin glass cumm. *Journal de Physique* 44(9):1069–1083.
 6. Parisi G, Ritort F (1993) The remanent magnetization in spin-glass models. *Journal de Physique I* 3(4):969–985.
 7. Parisi G, Ranieri P, Ricci-Tersenghi F, Ruiz-Lorenzo JJ (1997) Mean field dynamical exponents in finite-dimensional ising spin glass. *Journal of Physics A: Mathematical and General* 30(20):7115.
 8. Edwards SF, Anderson PW (1975) Theory of spin glasses. *Journal of Physics F: Metal Physics* 5(5):965.
 9. Kinzel W (1986) Remanent magnetization of the infinite-range ising spin glass. *Physical Review B* 33(7):5086.
 10. Henkel R, Kinzel W (1987) Metastable states of the sk model of spin glasses. *Journal of Physics A: Mathematical and General* 20(11):L727.
 11. Marinari E, Parisi G, Rossetti D (1998) Numerical simulations of the dynamical behavior of the sk model. *The European Physical Journal B-Condensed Matter and Complex Systems* 2(4):495–500.
 12. Sherrington D, Kirkpatrick S (1975) Solvable model of a spin-glass. *Physical review letters* 35(26):1792.
 13. Sherrington D, Kirkpatrick S (1978) Infinite-ranged models of spin-glasses. *Phys. Rev. B* 17(11):4384–4403.
 14. Friedberg R, Cameron JE (1970) Test of the monte carlo method: fast simulation of a small ising lattice. *The Journal of Chemical Physics* 52(12):6049–6058.
 15. Jacobs L, Rebbi C (1981) Multi-spin coding: A very efficient technique for monte carlo simulations of spin systems. *Journal of Computational Physics* 41(1):203–210.
 16. Lucibello C, Morone F, Parisi G, Ricci-Tersenghi F, Rizzo T (2014) Finite-size corrections to disordered ising models on random regular graphs. *Physical Review E* 90(1):012146.
 17. Aspelmeier T, Billoire A, Marinari E, Moore M (2008) Finite-size corrections in the sherrington–kirkpatrick model. *Journal of Physics A: Mathematical and Theoretical* 41(32):324008.
 18. Boettcher S (2010) Numerical results for spin glass ground states on bethe lattices: Gaussian bonds. *The European Physical Journal B* 74(3):363–371.
 19. Lulli M, Bernaschi M, Parisi G (2015) Highly optimized simulations on single-and multi-gpu systems of the 3d ising spin glass model. *Computer Physics Communications* 196:290–303.