



# Commissioning a secured bottle to transfer highly radioactive solutions between two hot cells

E. Cheutet, G. Ranc, S. Sabonnadière

## ► To cite this version:

E. Cheutet, G. Ranc, S. Sabonnadière. Commissioning a secured bottle to transfer highly radioactive solutions between two hot cells. HOTLAB 2019, IGCAR, Sep 2019, Kalpakkam, India. cea-02982895

**HAL Id: cea-02982895**

**<https://cea.hal.science/cea-02982895>**

Submitted on 29 Oct 2020

**HAL** is a multi-disciplinary open access archive for the deposit and dissemination of scientific research documents, whether they are published or not. The documents may come from teaching and research institutions in France or abroad, or from public or private research centers.

L'archive ouverte pluridisciplinaire **HAL**, est destinée au dépôt et à la diffusion de documents scientifiques de niveau recherche, publiés ou non, émanant des établissements d'enseignement et de recherche français ou étrangers, des laboratoires publics ou privés.

# Commissioning a secured bottle to transfer highly radioactive solutions between two hot cells

Elodie Cheutet, Guillaume Ranc, Sandrine Sabonnadière

French Alternative Energies and Atomic Energy Commission, Nuclear Energy Division

CEA, DEN, DMRC, SEAT, GSMQ, F30207 Bagnols-sur-Cèze cedex, France

## Context

ATALANTE is a fuel cycle R&D hot-lab. The facility has several shielded lines with master-slave manipulators to carry out R&D experiments on highly radioactive materials. Each shielded line is dedicated to a specific kind of research topic or process, but the lines can also be complementary, especially for analytical or process reasons. Therefore radioactive materials may need to be transferred from one shielded line to another.

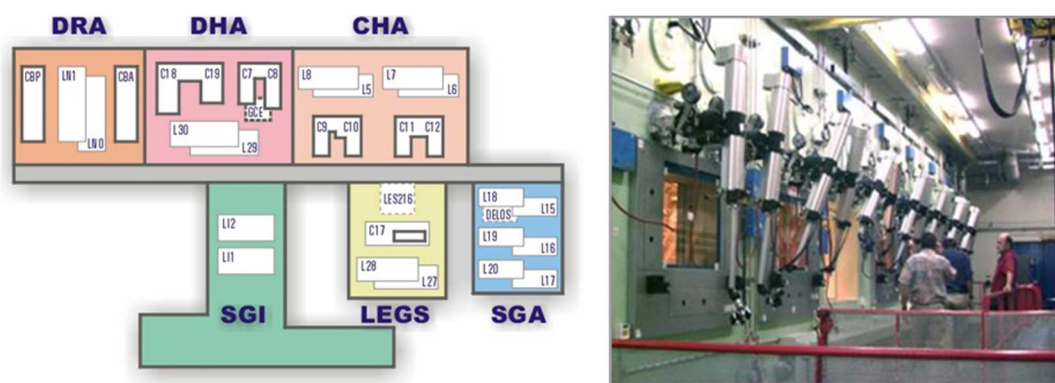


Figure 1: ATALANTE plan and example of a shielded line

## Secured bottle: what is it?

The volumes of aqueous solutions that are valuable in the process and need to be transferred, are usually too big to be sent by pneumatic transfer, but too small to be transferred by pipe. Furthermore, the transfer of highly radioactive solutions by pipe also requires additional radiation protection to be set up for workers.

The secured bottle enables 1 to 6 liters of highly radioactive aqueous solutions to be transferred from one shielded line to another. Using a secured bottle provides a high level of security and radiation protection.

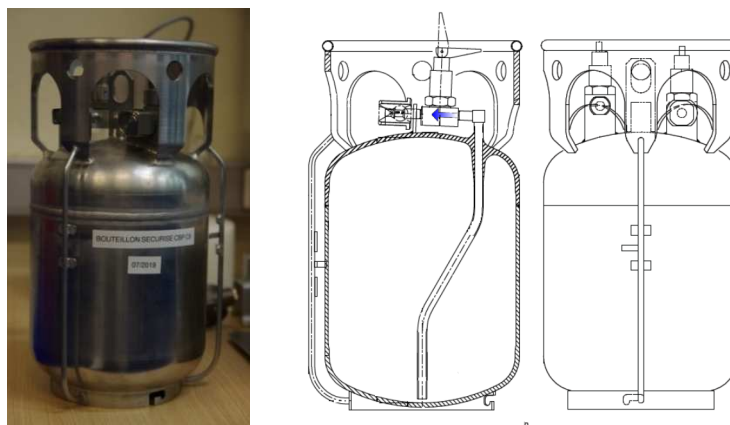


Figure 2: Secured bottle – photo and design

For example, the secured bottle can be filled with fuel dissolution solutions that have the following characteristics:

Solutions from fuel dissolution	Age (years)	Acidity (M)	Activity (GBq/L)	Activity (GBq/L)	Volumetric thermal power (W/L)	Volumetric thermal power (W/L)
UOX	3	3	290	14300	0.270	1.370
MOX	3	3	270	18500	1.240	1.050

## Requirements to be respected

The secured bottle must respect 3 main constraints:

- It must be handled and usable with master-slave manipulators.
- It must ensure the containment of highly radioactive solutions, in particular taking into account the release of radiolysis gases.
- It must not lead to any major modification to the structures of the shielded lines. This means that the secured bottle has to be placed in or removed from the shielded line using the same system as that used for solid radioactive waste, i.e. a stainless steel container to avoid contamination and a cask for radiation protection (*Cf. figure 3*).

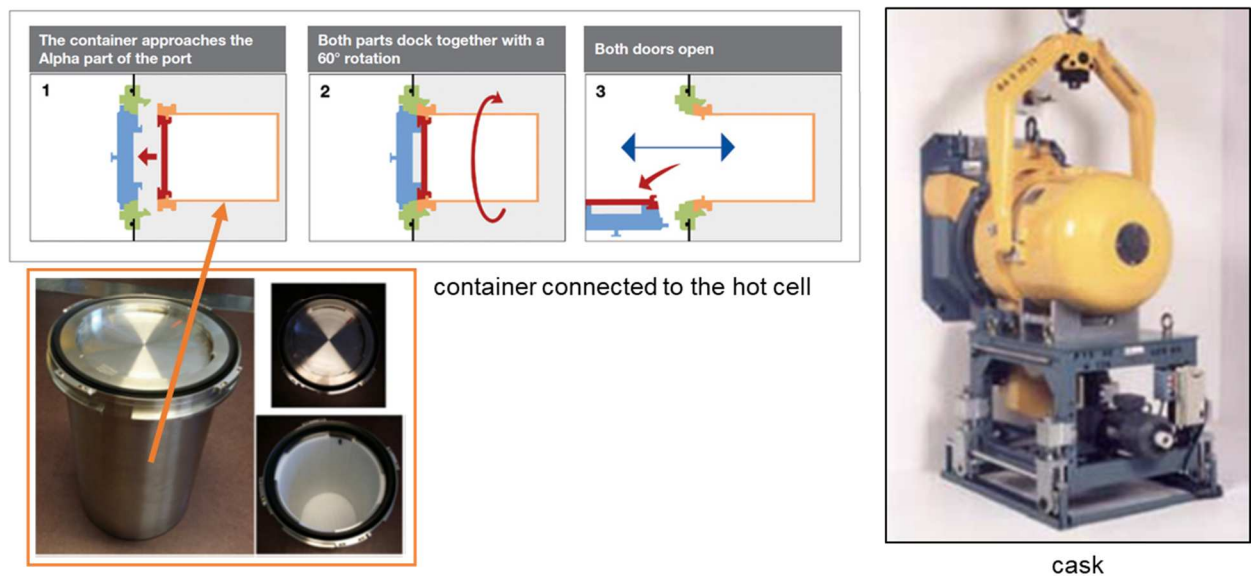


Figure 3: Container and cask used for transferring secured bottle

## How does it work?

Before any transfer, the solution needs to be characterized in order to verify its conformity with safety requirements.

Once the transfer has been planned between shielded lines A and B depending on the rules of the procedure, the different steps include:

- filling the secured bottle in shielded line A (*Cf. figure 4*) :
  - o from a vessel via a pot for accurate measurement of the volume,
  - o or with flasks by means of a funnel,
- transfer of the secured bottle from shielded line A to shielded line B within 10 hours to respect the time limit for radiolysis constraints,
- emptying of the secured bottle in shielded line B,
- retransfer of the secured bottle from shielded line B to shielded line A,
- rinsing and storage in shielded line A.

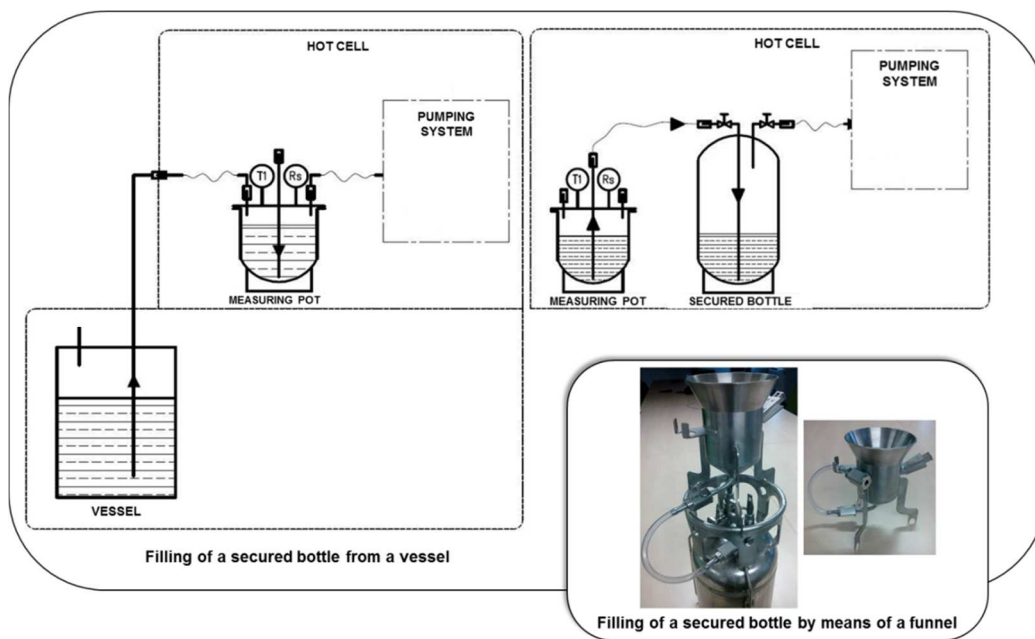


Figure 4: Filling the secured bottle in a hot cell

## NSA authorization

The commissioning of the secured bottle has been authorized by the Nuclear Safety Authority, which required the nuclear operator to carry out preliminary safety tests.




Figure 5: Secured bottle in a hot cell