



# Mixing of Uranium Dioxide and Hafnium at high temperature. Potential application to mitigate criticality risks in fast reactors

Christophe Journeau, P. Fouquart, V. Marteau, P. Allegri, O. Dugne

## ► To cite this version:

Christophe Journeau, P. Fouquart, V. Marteau, P. Allegri, O. Dugne. Mixing of Uranium Dioxide and Hafnium at high temperature. Potential application to mitigate criticality risks in fast reactors. NuMat 2014 - The Nuclear Materials Conference, Oct 2014, Clearwater Beach, United States. cea-02875144

**HAL Id: cea-02875144**

**<https://cea.hal.science/cea-02875144>**

Submitted on 19 Jun 2020

**HAL** is a multi-disciplinary open access archive for the deposit and dissemination of scientific research documents, whether they are published or not. The documents may come from teaching and research institutions in France or abroad, or from public or private research centers.

L'archive ouverte pluridisciplinaire **HAL**, est destinée au dépôt et à la diffusion de documents scientifiques de niveau recherche, publiés ou non, émanant des établissements d'enseignement et de recherche français ou étrangers, des laboratoires publics ou privés.

DE LA RECHERCHE À L'INDUSTRIE



# MIXING OF URANIUM DIOXIDE AND HAFNIUM AT HIGH TEMPERATURE. POTENTIAL APPLICATION TO MITIGATE CRITICALITY RISKS IN FAST REACTORS

CHRISTOPHE JOURNEAU, PASCAL FOUQUART,

*CEA CADARACHE, FRANCE.*

VINCENT MARTEAU, PATRICK ALLEGRI, OLIVIER DUGNE,

*CEA MARCOULE, FRANCE*

[www.cea.fr](http://www.cea.fr)

**NuMat 2014**

The Nuclear Materials Conference

**27 - 30 OCTOBER 2014**

Clearwater Beach, Florida



OCTOBER 2014

Context

Experiment

Analyses

Interpretation and Conclusions

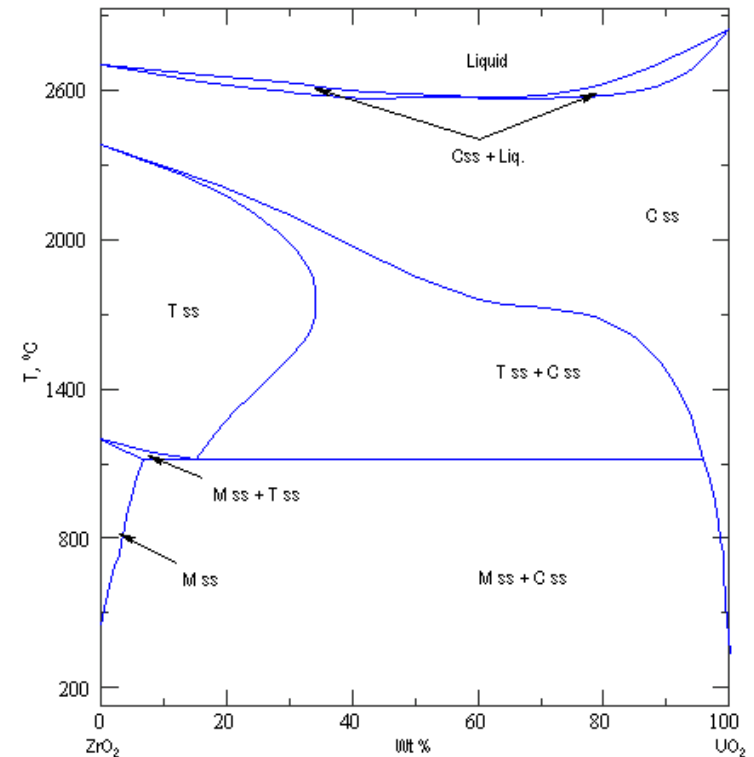
- One of the main safety issues in the severe accident phases of a Sodium Fast Reactor is to guarantee non criticality of the molten fissile fuel.
- In this respect, absorbing materials can be added before corium spreads on the core catcher.
- They could be added to the molten fuel near the reactor core or on the core catcher, as sacrificial materials.
  - Prevent criticality
  - Mixes well with fissile melt
- Hafnium is a candidate absorbing material.
- $\text{HfO}_2$  has previously been studied at CEA as an oxidic sacrificial material
  - K. Plevacova, C. Journeau, P. Piluso, J. Poirier, Eutectic crystalization in the  $\text{UO}_2\text{-Al}_2\text{O}_3\text{-HfO}_2$  ceramic phase diagram, *Ceramics International*, 40 (2014) 2565-2573.

# UO<sub>2</sub> – HfO<sub>2</sub> BINARY PHASE DIAGRAM

- Not well established to date
- Hafnium being very close of Zirconium
  - Assumption of (mole-wise) similarity with UO<sub>2</sub> – ZrO<sub>2</sub> phase diagram\*

- ➔ « Azeotropic point » estimated at 46 wt% UO<sub>2</sub> – 54 wt% HfO<sub>2</sub>
- ➔ Liquidus around 2600°C
- ➔ Formation of a (U<sub>1-x</sub>Hf<sub>x</sub>)O<sub>2</sub> solid solution

\* M. Yashima et al., *Thermodynamic assessment of the zirconia – urania system*, J. Am. Ceram. Soc. 79 [2] 521-524 (1996)



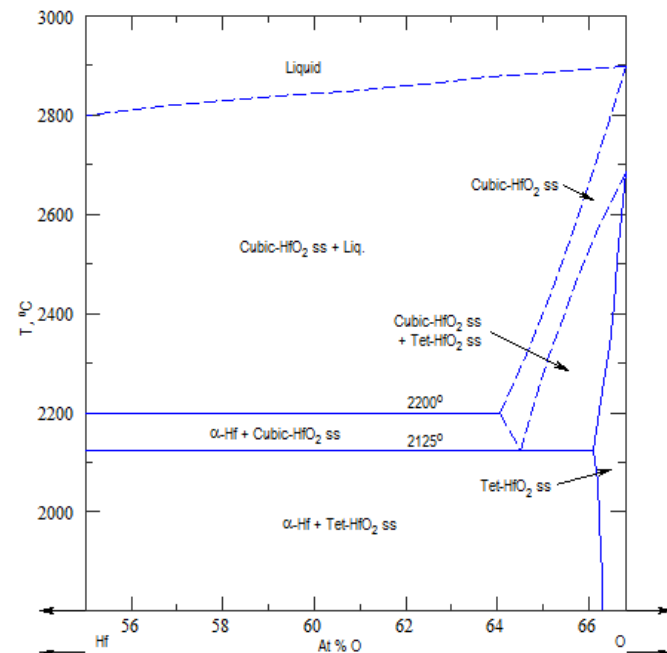
# METALLIC HAFNIUM WITH OXIGEN AND URANIUM

## Analogy with metallic zirconium

- Total miscibility between liquid Zr and  $\text{ZrO}_2$ 
  - No miscibility gap between an oxidic and a metallic liquid
  - Experimentally verified  
*Ruh & Patel, JACS 56, 606-7 (1973)*

- In the U, Hf, O ternary

- Miscibility gap expected
- Expected oxido-reduction
  - $\text{Hf} + \text{UO}_2 \rightarrow \text{HfO}_2 + \text{U}$
  - Metallic uranium in metallic phase (with molten steel)
  - Oxidized hafnium with oxidic phase  
Molten  $(\text{U}, \text{Hf})\text{O}_{2-x}$
- 2 advantages:
  - Mixing absorber and fissile melt
  - Extracts fissile from oxidic phase and mixes it with steel (diluant)
- Risk:
  - If metallic uranium does not mix with steel....



# **CORSICCA 3 EXPERIMENT**

Studied mixture ( $\approx 40$  g) placed in a protected graphite or tungsten crucible  
Inductive heating until **2600°C**

Adjustable atmosphere

(2 bars, under argon  $\approx 5$  L/min)

Measurements during the experiments:

Melting temperature

→ 2 pyrometers

Quantity of formed gas

→ measure of pressure and gas flows

Post-mortem sample analysis:

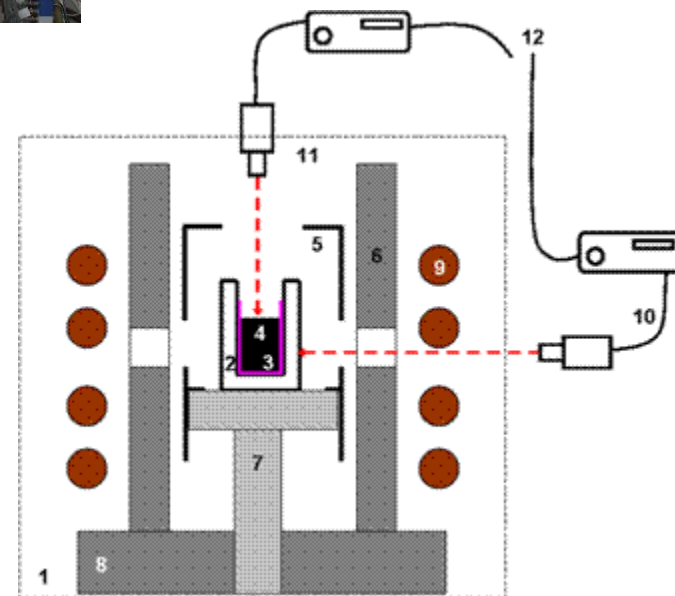
identification of different formed products



General  
view of VITI  
facility



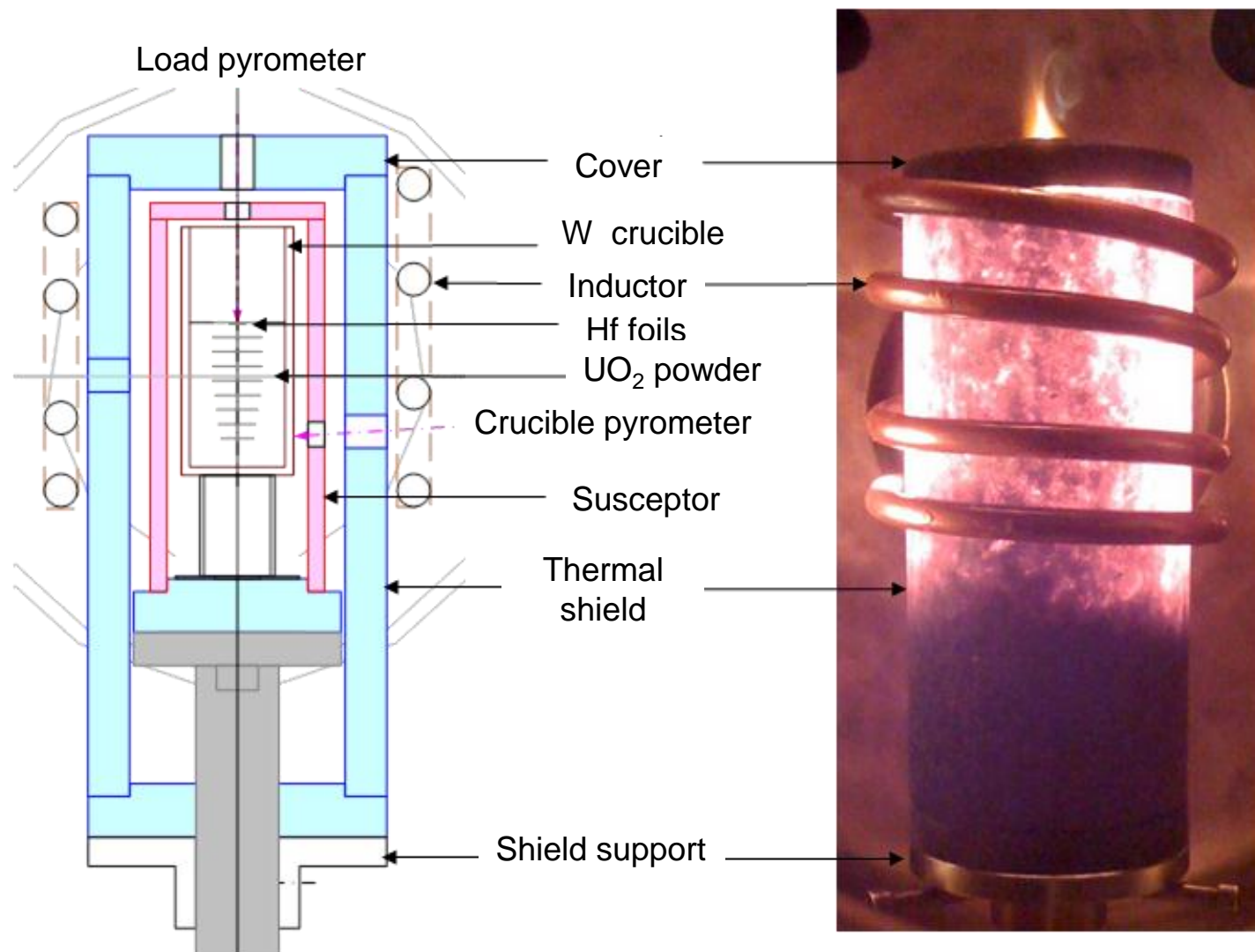
Induction  
furnace



- (1) VITI tank, (2) Crucible, (3) Protective coating, (4) Mixture, (5) Graphite susceptor, (6) Thermal shield, (7) Support for crucible, (8) Support for thermal shield, (9) Inductance coil, (10) Pyrometer, measure of  $T_{mixture}$ , (11) Pyrometer, measure of  $T_{crucible}$ , (12) Data acquisition



# EXPERIMENTS IN VITI FACILITY / IMPROVED THERMAL INSULATION



# 90% $\text{UO}_2$ - 10wt% Hf LOAD

- Tungsten crucible chosen to prevent Hf-C and U-C reactions

- Height 58 mm
- Diameter 23 mm

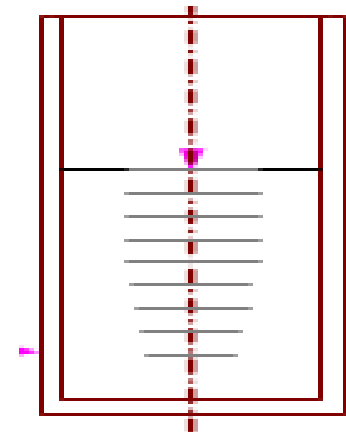

- Load:

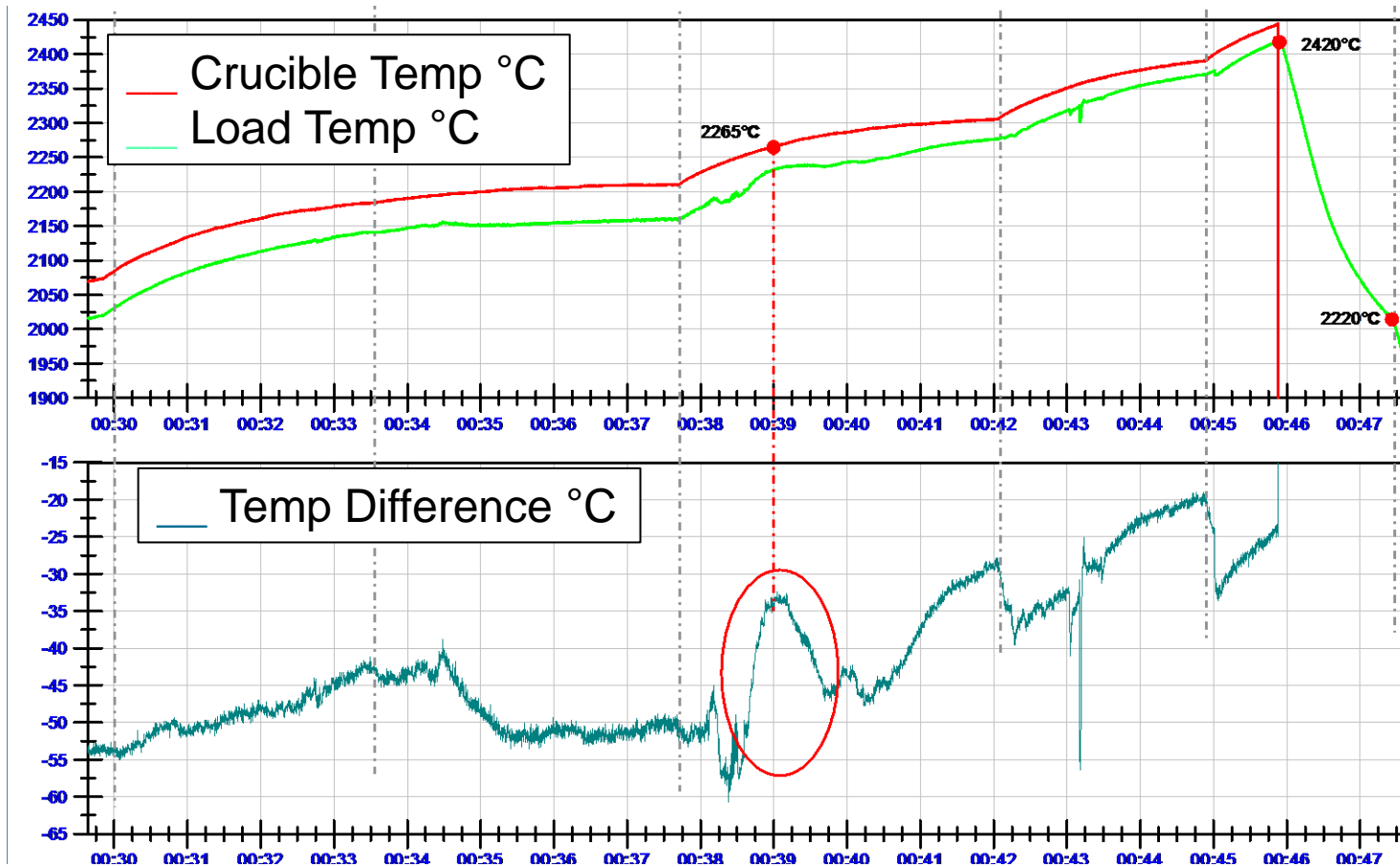
- Depleted  $\text{UO}_2$  powder
- Hafnium
  - Powders are pyrophoric : discarded
  - Wire : practical difficulties
  - **0.25 mm thick foils**

Positioned far from W walls to present Hf-W interactions.

5 12-mm disks + chips

- Total mass = 38.3 g (3.84 g Hf)

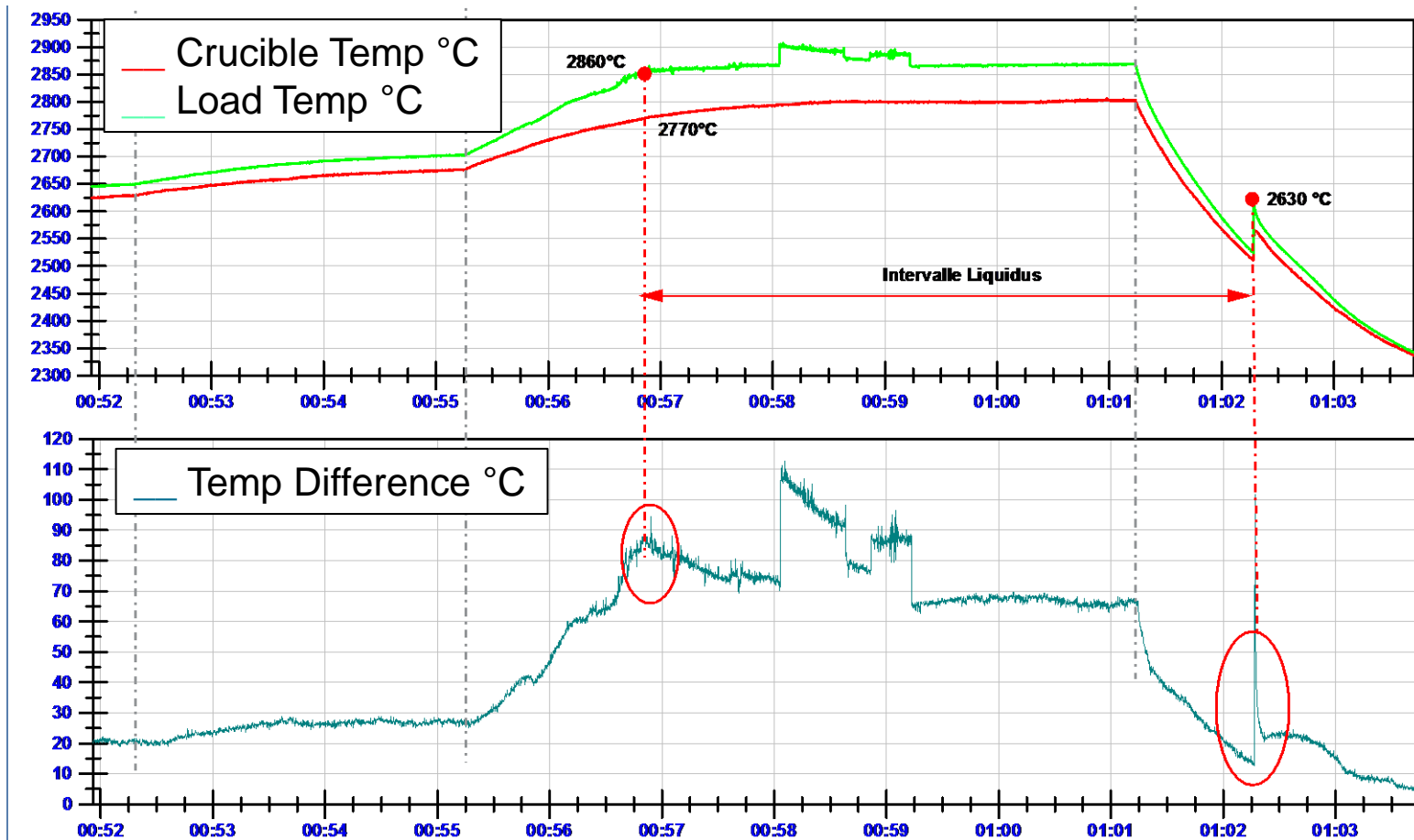


1<sup>ST</sup> HEAT-UP (Hf MELTING)

■ Hf melting around  $2265 \pm 30^{\circ}\text{C}$  [ Literature:  $2230^{\circ}\text{C}$ ]

■ Test halted at  $2420^{\circ}\text{C}$

■ Load has been sintered

2<sup>ND</sup> HEAT UP



- Melting (of  $\text{UO}_{2\pm x}$ ) at 2770-2800°C
- Cooling
  - Undercooling
  - Solidification of (U,Hf,O) mixture at 2630°C

# POST TEST EXAMINATION



- Melted aspect
- Not sticking to crucible
- Density 9.9

- Cut view (macrograph)
  - Major phase (gray)
  - Orange/purple minor phase




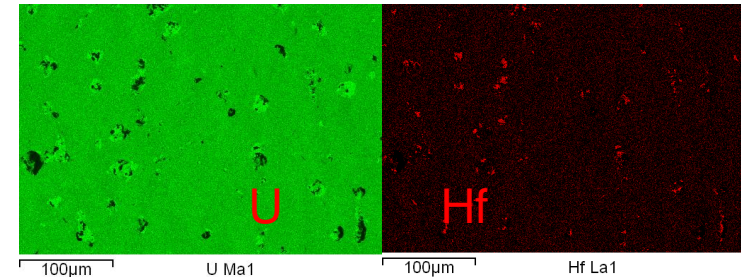

# **MATERIAL ANALYSES**

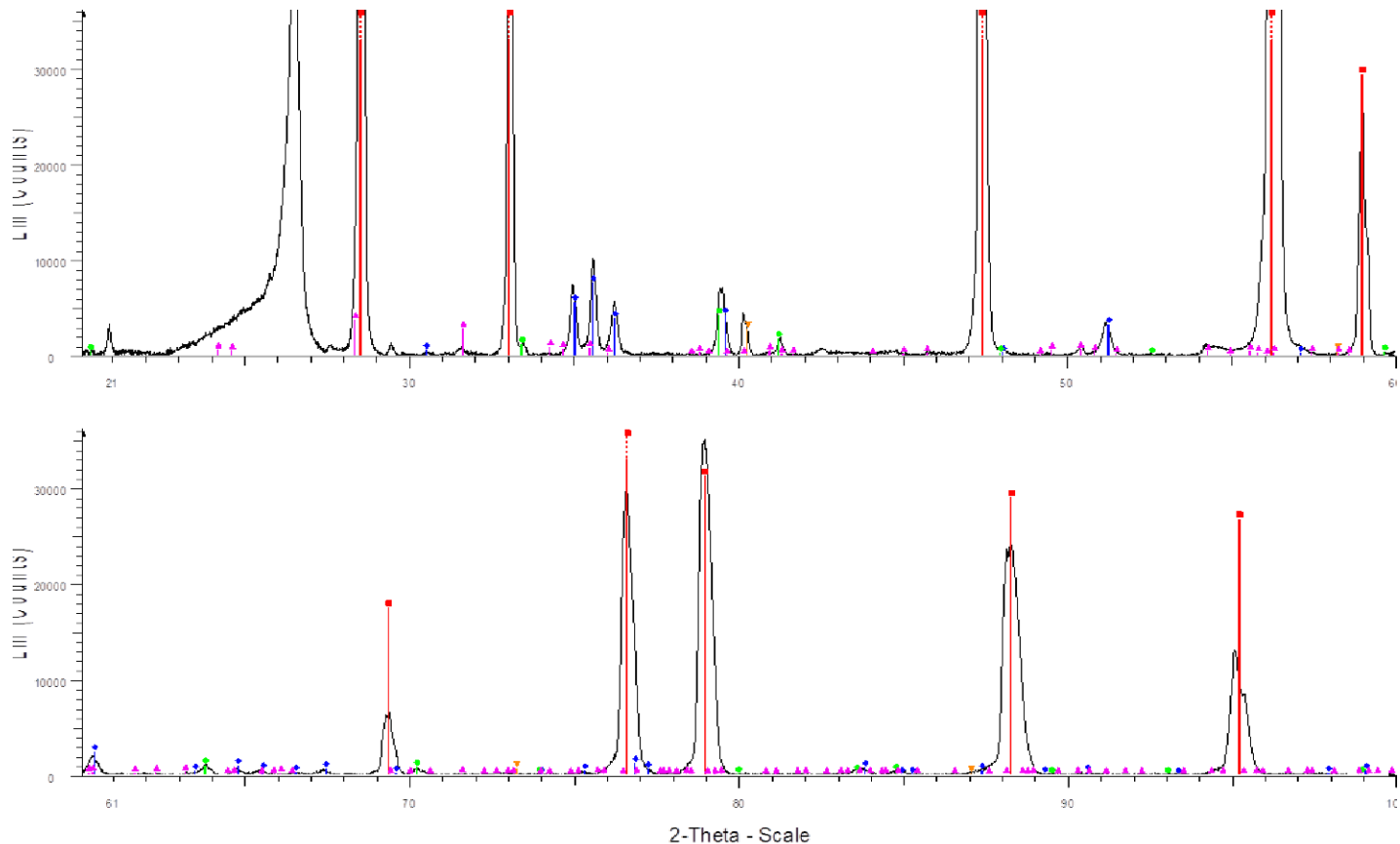


- Major phase  $\text{UO}_2$  with some dissolved Hf
- Minor phase  $\text{HfO}_2$  with dissolved U
  - Red dots on Hf map
- Minor phase : metallic U
  - Light green phase in U map
- No pollution of sample by W

	U	O	Hf	W
<b>Core</b>	73.2%	15.8%	10.9%	0%
<b>Near walls</b>	73.3%	16.1%	10.5%	0%
<b>Bulk Bottom</b>	73.0%	15.7%	10.3%	0,9%
<b>Porous bottom</b>	72.1%	16.1%	9.4%	2.4%

- EDX shows good homogeneity of melt
- Except small W pollution at bottom ( $\text{HfW}_2$ , W)
  - Discarded in further interpretation





■ 20°-100° scanning, steps of 0.01°; 6s/step

■ Major phase  $\text{UO}_{2.11}$

■ Overstoichiometry estimated without taking into account effect of dissolved Hf.

■ Metallic U and  $\text{HfO}_2$  observed

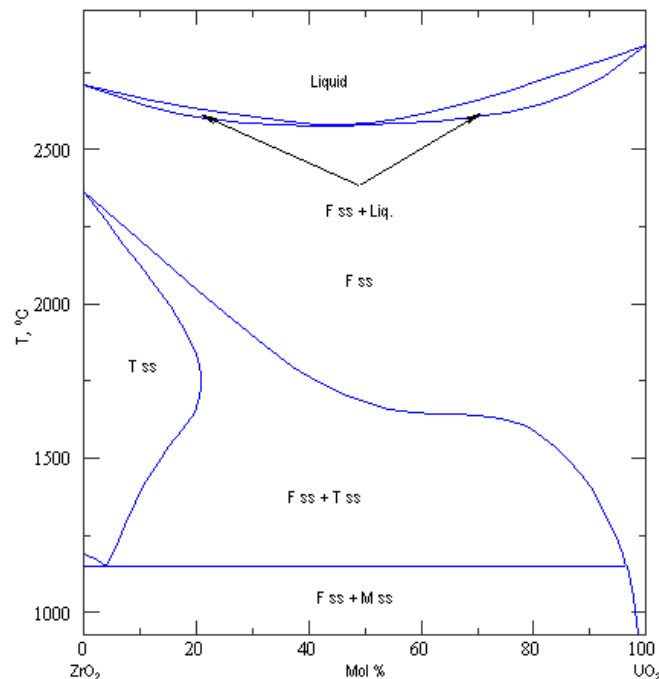
■  $\text{HfW}_2$  and W observed in bottom sample.



# **INTERPRETATION AND CONCLUSION**

# INTERPRETATION

- $(\text{U,Hf})\text{O}_2$  phase close to a  $(\text{U,Hf})\text{O}_2$  solid is similar to what is observed in solidified  $(\text{U,Zr})\text{O}_2$  corium samples (from LWR studies)
  - Demixtion from  $(\text{U,Hf})\text{O}_2$  [resp.  $(\text{U,Zr})\text{O}_2$ ] melt into  $\text{UO}_2$ rich FCC and  $\text{HfO}_2$  [resp.  $\text{ZrO}_2$ ] rich Tetragonal phase.
- Consistent with  $y \text{ Hf} + \text{UO}_2 \rightarrow (1-z)(\text{U,Hf})\text{O}_2 + z \text{ U}$  oxido-reduction reaction



# CONCLUSIONS (U,Hf,O)

- Experimental confirmation that, with  $\text{UO}_2$ , Hf behaves as Zr
  - Elevated temperature ( $> 2600^\circ\text{C}$ )
  - Formation of (U,Hf)O<sub>2</sub> liquid phase and metallic uranium
    - Demixtion between two liquid phases
    - Demixtion (micro scale) of ceramic in U-rich crystals and Hf-rich crystal
  
- Hf and HfO<sub>2</sub> are interesting candidates if neutron absorbers are needed
  
- Other studied solution: Eutectic mixture 50 wt% HfO<sub>2</sub> 50% Al<sub>2</sub>O<sub>3</sub>
  - Lower liquidus:  $\sim 1730^\circ\text{C}$ 
    - Favorable for mixing and spreading
    - Reduce the risk of steel boiling in core catcher
  - Lower density
    - Metallic phase below the oxide
  
- Alternate option: use of geometry to prevent recriticality (under study)
  - Sacrificial material has only thermal role
    - Less expensive material: ZrO<sub>2</sub>

Commissariat à l'énergie atomique et aux énergies alternatives  
Centre de Cadarache | DTN/SMTA/LPMA bt708  
13108 Saint-Paul lez Durance  
T. +33 (0)4.42.25.41,21 | F. +33 (0)4.42.25.77,88  
Etablissement public à caractère industriel et commercial |  
RCS Paris B 775 685 019

Direction de l'énergie nucléaire  
Département de Technologie Nucléaire  
Service de Modélisation, Mesure,  
transferts et Accidnets graves  
Laboratoire de Physique et  
Modélisation des Accidnets graves