



HAL
open science

What does the crystallo-chemistry of UO_2 tells us to design innovative nuclear fuels?

L. Desgranges

► **To cite this version:**

L. Desgranges. What does the crystallo-chemistry of UO_2 tells us to design innovative nuclear fuels?. IUPAC 2019 - The 47th World Chemistry Congress, Jul 2019, Paris, France. cea-02614151

HAL Id: cea-02614151

<https://cea.hal.science/cea-02614151>

Submitted on 20 May 2020

HAL is a multi-disciplinary open access archive for the deposit and dissemination of scientific research documents, whether they are published or not. The documents may come from teaching and research institutions in France or abroad, or from public or private research centers.

L'archive ouverte pluridisciplinaire **HAL**, est destinée au dépôt et à la diffusion de documents scientifiques de niveau recherche, publiés ou non, émanant des établissements d'enseignement et de recherche français ou étrangers, des laboratoires publics ou privés.



What does the crystallo-chemistry of UO_2 tells us to design innovative nuclear fuels?

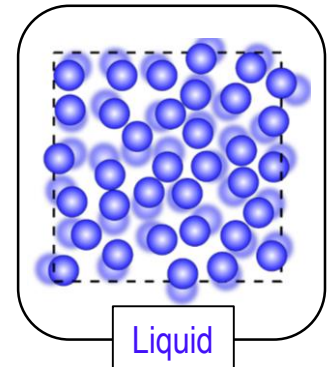
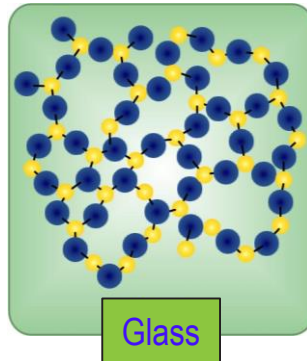
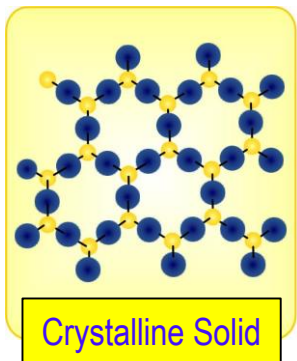
DE LA RECHERCHE À L'INDUSTRIE

L. Desgranges
CEA-DEN-DEC


The choice of fuel has major impact on nuclear reactor design :

- Density of fissile atoms (neutron flux)
- Thermal conductivity (heat transfert)
-

Different physical states are possible :



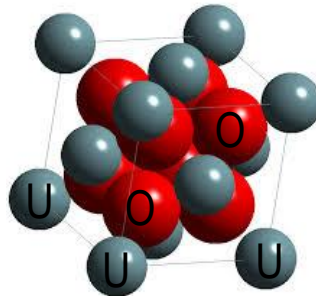
UO_2 : crystal with internal disorder



Uranium dioxide is the main component in present-day nuclear fuel reactors

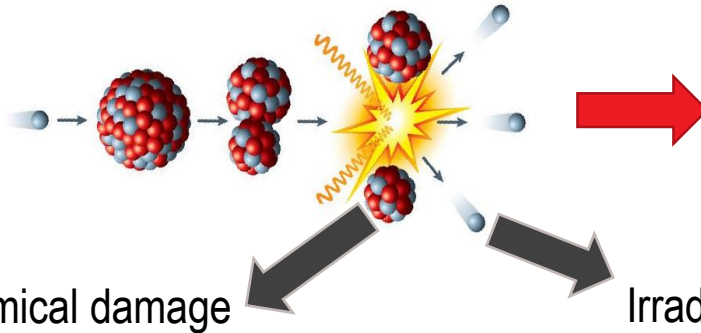
UO_2 was chosen as nuclear fuel for :

- its structural stability
- its stability with water



But UO_2 turned out to have another major property as nuclear fuel

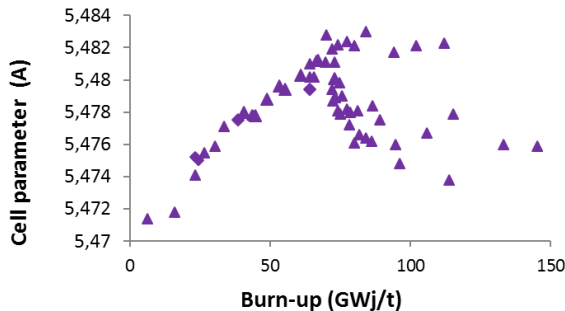
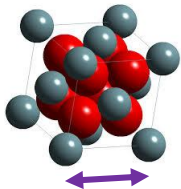
Nuclear fission



Heat for energy
production

Chemical damage

Irradiation damage

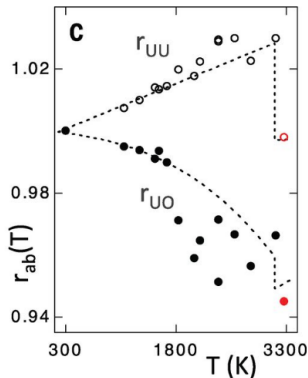


No change of UO₂
crystalline structure
under irradiation up to at
least 6-7 at% fission rate

Still an open question

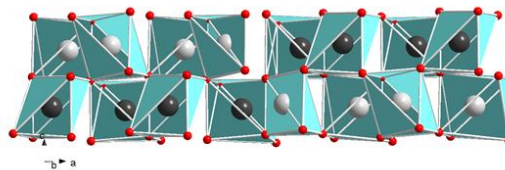
Recent results on the existence of internal disorder in UO_2

- Stoichiometric UO_2
 - Evidence of local symmetry disorder
- Hyper-stoichiometric UO_{2+x}
 - Evidence of clusters made of oxygen interstitials
 - Lanthanide dopants around these clusters
- Hypo-stoichiometric UO_{2-x}
 - Planar defects
 - Miscibility gap in doped UO_2



The U-O distance in UO_2 measured by X-Ray diffraction and PDF analysis is not consistent with Fm-3m crystalline structure

An interpretation with low symmetry Pa-3 nm size domains separated by coherent interfaces (compatible with average Fm-3m) *Chem. Eur. J.* **2018**, *24*, 2085 – 2088



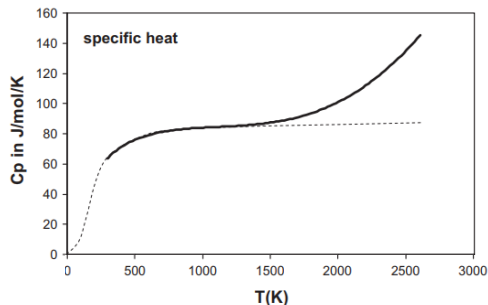
Pyrite type stacking

Marcasite type slab

Pyrite type stacking

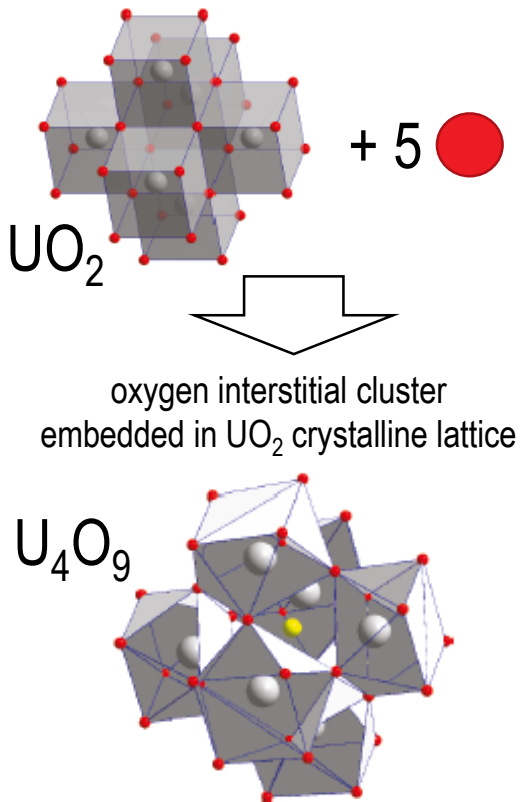
Skinner et al. *Science*. 2014 Nov 21;346(6212):984-7

Mesoscale
disorder
that increases with
temperature



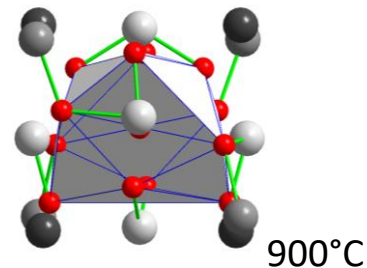
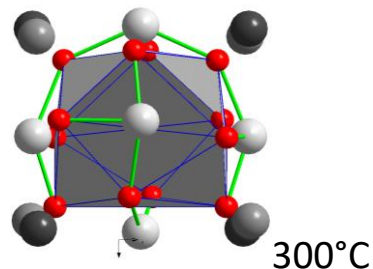
Irradiation
resistance

Journal of Nuclear Materials 420 (2012) 334–337



Inorg. Chem. 48 (2009) 7585-7592

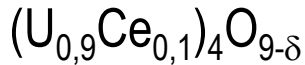
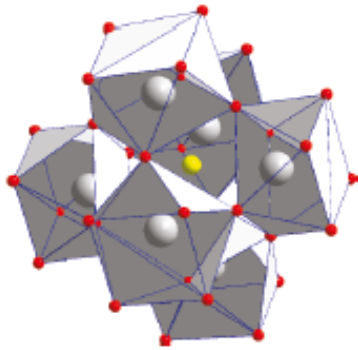
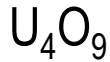
Change of the shape of the cluster as a
function of temperature



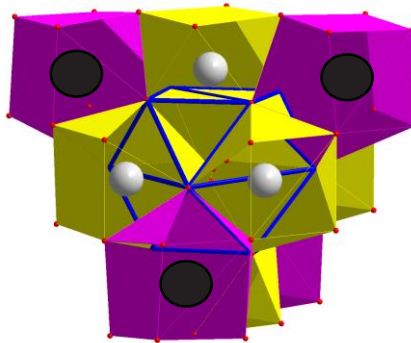
Encapsulation of
interstitial
clusters with
some chemical
plasticity

An interpretation with modification of
chemical bonding and charge state

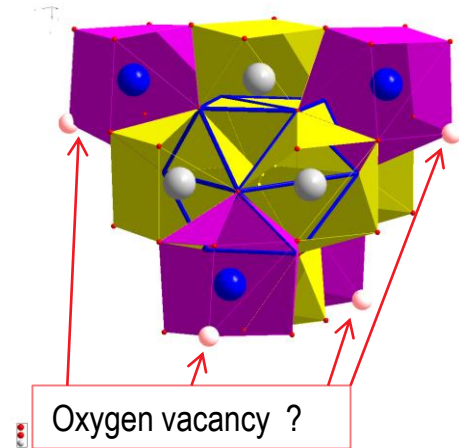
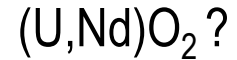
Inorg. Chem. 55 (2016) 7485-7491



C. Rocanière et al. / Journal of Solid State Chemistry 177 (2004) 1758–1767



Specific incorporation sites with some chemical and size adaptability



Consistent with U^{5+} formation in $(\text{U},\text{Nd})\text{O}_2$ (*J. Nucl. Mater.* 507 (2018) 145-150)

Evidence of planar defects in $\text{UO}_{1.98}$


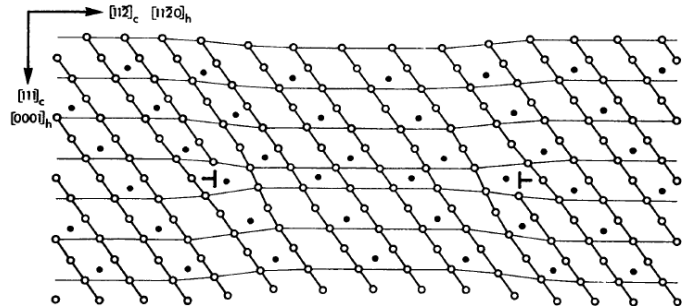


FIG. 3. - Transmission electron micrograph of a UO_2 sinter annealed in commercial H_2 in a reducing environment at 1 500 °C for only 5 min.

Phil. Mag. 26 (1972) 1395-1407

An interpretation with Magneli type defects

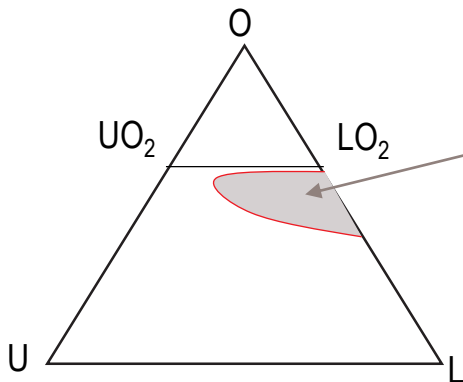


Hyde (Acta Cryst A 27 617 1971)

Vacancy clusters as stacking faults ??

Existence of a 2 phase domain in many $(\text{U,L})\text{O}_{2-x}$ compounds

$\text{L} = \text{Pu, Ce, Nd, ...}$



A miscibility gap as stated in literature ?

On going research to check the possible existence of crystalline phases different from fluorite

J. Nucl. Mater. 458 (2015) 394-405

Formation of different crystalline phases in the hypostoichiometric range

UO₂ irradiation resistance can, at least partially, be explained by:

- Its internal disorder with lower local symmetry
- Its various defects for the incorporation of dopants

A driving force for the search of other *crystals with internal disorder* to be used as nuclear fuel :

- Non stoichiometric compounds
- Encapsulating material (layered compounds?)
- ..



Thank you for your attention