



**HAL**  
open science

## Period spacings of gravity modes in rapidly rotating magnetic stars

V. Prat, S. Mathis, C. Neiner, J. van Beeck, D. M. Bowman, C. Aerts

► **To cite this version:**

V. Prat, S. Mathis, C. Neiner, J. van Beeck, D. M. Bowman, et al.. Period spacings of gravity modes in rapidly rotating magnetic stars. *Astronomy & Astrophysics - A&A*, 2020, 636, pp.A100. 10.1051/0004-6361/201937398 . cea-02556268

**HAL Id: cea-02556268**

**<https://cea.hal.science/cea-02556268v1>**

Submitted on 27 Apr 2020

**HAL** is a multi-disciplinary open access archive for the deposit and dissemination of scientific research documents, whether they are published or not. The documents may come from teaching and research institutions in France or abroad, or from public or private research centers.

L'archive ouverte pluridisciplinaire **HAL**, est destinée au dépôt et à la diffusion de documents scientifiques de niveau recherche, publiés ou non, émanant des établissements d'enseignement et de recherche français ou étrangers, des laboratoires publics ou privés.

# Period spacings of gravity modes in rapidly rotating magnetic stars

## II. The case of an oblique dipolar fossil magnetic field

V. Prat<sup>1</sup>, S. Mathis<sup>1,2</sup>, C. Neiner<sup>2</sup>, J. Van Beeck<sup>3</sup>, D. M. Bowman<sup>3</sup>, and C. Aerts<sup>3,4,5</sup>

<sup>1</sup> AIM, CEA, CNRS, Université Paris-Saclay, Université Paris Diderot, Sorbonne Paris Cité, 91191 Gif-sur-Yvette, France  
e-mail: vincent.prat@cea.fr

<sup>2</sup> LESIA, Paris Observatory, PSL University, CNRS, Sorbonne Université, Université de Paris, 5 place Jules Janssen, 92195 Meudon, France

<sup>3</sup> Instituut voor Sterrenkunde, KU Leuven, Celestijnenlaan 200D, 3001 Leuven, Belgium

<sup>4</sup> Dept. of Astrophysics, IMAPP, Radboud University Nijmegen, 6500 GL Nijmegen, The Netherlands

<sup>5</sup> Max Planck Institute for Astronomy, Königstuhl 17, 69117 Heidelberg, Germany

Received 23 December 2019 / Accepted 12 March 2020

### ABSTRACT

*Context.* Stellar internal magnetic fields have recently been shown to leave a detectable signature on period spacing patterns of gravity modes.

*Aims.* We aim to investigate the effect of the obliquity of a mixed (poloidal and toroidal) dipolar internal fossil magnetic field with respect to the rotation axis on the frequency of gravity modes in rapidly rotating stars.

*Methods.* We used the traditional approximation of rotation to compute non-magnetic modes, and a perturbative treatment of the magnetic field to compute the corresponding frequency shifts. We applied the new formalism to HD 43317, a magnetic, rapidly rotating, slowly pulsating B-type star, whose field has an obliquity angle of about 80°.

*Results.* We find that frequency shifts induced by the magnetic field on high-radial-order gravity modes are larger with increasing obliquity angle, when the magnetic axis is closer to the equatorial region, where these modes are trapped. The maximum value is reached for an obliquity angle of 90°. This trend is observed for all mode geometries.

*Conclusions.* Our results predict that the signature of an internal oblique dipolar magnetic field is detectable using asteroseismology of gravity modes.

**Key words.** asteroseismology – waves – stars: magnetic field – stars: oscillations – stars: rotation

## 1. Introduction

Thanks to high-precision space photometry with missions such as CoRoT (Baglin et al. 2006), *Kepler* (Borucki et al. 2010), K2 (Howell et al. 2014), and now TESS (Ricker et al. 2015), the study of stellar pulsations has rapidly developed over the last 15 years. It has provided important new information on the internal structure of stars through seismic modelling (see Aerts et al. 2019, for a recent review). In parallel, the observational study of magnetism in stars, for example, through spectropolarimetry from ground-based facilities, has provided major results on surface magnetic fields and rotation (e.g. Donati & Landstreet 2009; Neiner et al. 2015; Wade et al. 2016). Studying both physical processes (pulsations and magnetism) at the same time offers further opportunities. However, this new combined technique, called magneto-asteroseismology, requires the identification of diagnostic tools.

As a first step, in Prat et al. (2019; hereafter Paper I), we investigated the effect of an axisymmetric mixed (with both poloidal and toroidal components) magnetic field on gravito-inertial modes computed in the traditional approximation of rotation (TAR; e.g. Lee & Saio 1997; Townsend 2003; Bouabid et al. 2013). Theoretical and numerical studies have shown that the stability of fossil magnetic fields requires such a mixed configuration (e.g. Tayler 1980; Braithwaite & Spruit 2004; Braithwaite 2008; Duez et al. 2010a). We found that a dipolar field with a

near-core strength of order 100 kG, corresponding to a few kG at the surface as typically observed in approximately 10% of hot stars (Shultz et al. 2019), shifts the frequencies of gravity modes, and modifies the period spacing patterns, which have been used to probe near-core mixing and rotation (Van Reeth et al. 2015a,b; Ouazzani et al. 2017; Christophe et al. 2018), in a way that should be detectable in current observations.

However, spectropolarimetric surveys show that most stars with a fossil magnetic field have a tilted magnetic axis with respect to the rotation axis (e.g. Grunhut et al. 2015). This obliquity may affect the frequency shifts induced by the magnetic field. Therefore, in the present paper, we address the effect of an oblique mixed magnetic field on the frequency of gravito-inertial modes.

## 2. Frequency shifts

In the present work, we consider a magnetic field that is weak enough that the effect of the unperturbed Lorentz force on the hydrostatic equilibrium state is negligible (e.g. Duez et al. 2010b). We used the perturbation theory for rotating stars presented in Paper I to compute the frequency shifts induced by the perturbed Lorentz force:

$$\delta F_L = \frac{1}{\mu_0} [(\nabla \wedge \mathbf{B}) \wedge \delta \mathbf{B} + (\nabla \wedge \delta \mathbf{B}) \wedge \mathbf{B}], \quad (1)$$

where  $\mu_0$  is the vacuum permeability,  $\mathbf{B}$  is the large-scale magnetic field, and  $\delta\mathbf{B}$  are the fluctuations of the magnetic field due to the oscillation displacement. Those are given in the adiabatic case by the induction equation

$$\delta\mathbf{B} = \nabla \wedge (\xi_0 \wedge \mathbf{B}), \quad (2)$$

where  $\xi_0$  is the unperturbed displacement of the mode. The frequency shifts induced by the magnetic field read

$$\delta\omega = -\frac{\langle \xi_0, \delta\mathbf{F}_L/\rho \rangle}{2\omega_0 \langle \xi_0, \xi_0 \rangle + \langle \xi_0, 2i\boldsymbol{\Omega} \wedge \xi_0 \rangle}, \quad (3)$$

where  $\rho$  is the density of the background model,  $\omega_0$  is the unperturbed angular frequency of the mode in the corotating frame,  $\boldsymbol{\Omega}$  is the rotation vector, the scalar product is defined by

$$\langle \xi, \zeta \rangle = \int_V \rho \xi^* \cdot \zeta dV, \quad (4)$$

and the asterisk (\*) denotes the complex conjugate.

In the TAR, the horizontal component of the rotation vector is neglected ( $\boldsymbol{\Omega} \simeq \Omega \cos \theta \mathbf{e}_r$ ), and unperturbed eigenmodes for gravito-inertial waves are given in spherical coordinates  $(r, \theta, \varphi)$  by

$$\xi_0 = [\xi_r(r)H_r(\theta)\mathbf{e}_r + \xi_h(r)H_\theta(\theta)\mathbf{e}_\theta + i\xi_h(r)H_\varphi(\theta)\mathbf{e}_\varphi]e^{i(m\varphi - \omega_0 t)}, \quad (5)$$

where  $m$  is the azimuthal order,  $\mathbf{e}_r$ ,  $\mathbf{e}_\theta$ , and  $\mathbf{e}_\varphi$  are radial, latitudinal, and azimuthal unit vectors, and  $H_r$ ,  $H_\theta$ , and  $H_\varphi$  are radial, latitudinal, and azimuthal Hough functions, respectively (Hough 1898; Lee & Saio 1997; Townsend 2003). Their precise definitions are given in Paper I.

In the present study, we consider the magnetic field as a small perturbation of a rapidly rotating system. Thus, the oscillation axis can be approximated as the rotation axis. In the magnetic frame, which is inclined by an angle  $\beta$  with respect to the rotation axis as illustrated in Fig. 1, the magnetic field reads:

$$\mathbf{B} = B_0[b_r(r) \cos \theta' \mathbf{e}_r + b_\theta(r) \sin \theta' \mathbf{e}_{\theta'} + b_\varphi(r) \sin \theta' \mathbf{e}_{\varphi'}], \quad (6)$$

where  $B_0$  is the strength of the magnetic field,  $b_r$ ,  $b_\theta$ , and  $b_\varphi$  are radial functions that model realistic stable fossil configurations (Paper I, Duez et al. 2010a), and the spherical coordinates in the magnetic frame  $(\mathbf{e}_r, \mathbf{e}_{\theta'}, \mathbf{e}_{\varphi'})$  are  $(r, \theta', \varphi')$ . In the corotating frame, this leads to

$$\mathbf{B} = \mathbf{B}_{\text{pol}} \cos \beta + \mathbf{B}_{\text{eq}} \sin \beta, \quad (7)$$

where

$$\mathbf{B}_{\text{pol}} = B_0(b_r \cos \theta \mathbf{e}_r + b_\theta \sin \theta \mathbf{e}_\theta + b_\varphi \sin \theta \mathbf{e}_\varphi) \quad (8)$$

is axisymmetric (with the axis aligned with the polar axis), and

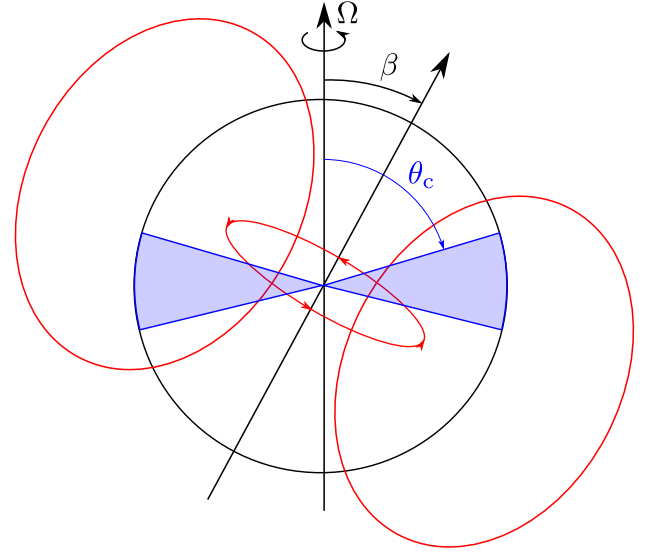
$$\mathbf{B}_{\text{eq}} = B_0[b_r \sin \theta \cos \varphi \mathbf{e}_r - (b_\theta \cos \theta \cos \varphi + b_\varphi \sin \varphi) \mathbf{e}_\theta + (b_\theta \sin \varphi - b_\varphi \cos \theta \cos \varphi) \mathbf{e}_\varphi] \quad (9)$$

is fully oblique (with the axis in the equatorial plane).

Because of the dependence of  $\mathbf{B}_{\text{eq}}$  on  $\varphi$ , when computing  $\langle \xi_0, \delta\mathbf{F}_L/\rho \rangle$ , the integral over  $\varphi$  cancels out mixed terms in  $\mathbf{B}_{\text{pol}}$  and  $\mathbf{B}_{\text{eq}}$ , thus leading to

$$\langle \xi_0, \delta\mathbf{F}_L/\rho \rangle = \langle \xi_0, \delta\mathbf{F}_L^{\text{pol}}/\rho \rangle \cos^2 \beta + \langle \xi_0, \delta\mathbf{F}_L^{\text{eq}}/\rho \rangle \sin^2 \beta, \quad (10)$$

where  $\delta\mathbf{F}_L^{\text{pol}}$  and  $\delta\mathbf{F}_L^{\text{eq}}$  are the perturbed Lorentz forces based on  $\mathbf{B}_{\text{pol}}$  and  $\mathbf{B}_{\text{eq}}$  only, respectively. For high-radial-order modes, the eigenfunctions are rapidly oscillating in the radial direction, and



**Fig. 1.** Sketch of the field geometry. The magnetic field lines (decomposed into poloidal and toroidal components) are drawn in red. An example of a critical latitude for gravito-inertial waves is drawn in blue.

the dominant terms in the full expansion given in Appendix A yield

$$\frac{\delta\omega}{\omega_0} = \frac{B_0^2}{2\mu_0\omega_0^2\rho_c R^2} I_r I_\theta, \quad (11)$$

where  $R$  is the stellar radius,

$$I_r = \frac{\int_0^1 |d(xb_r\xi_h)/dx|^2 dx}{\int_0^1 |\xi_h|^2 (\rho/\rho_c) x^2 dx}, \quad (12)$$

with  $x = r/R$ ,

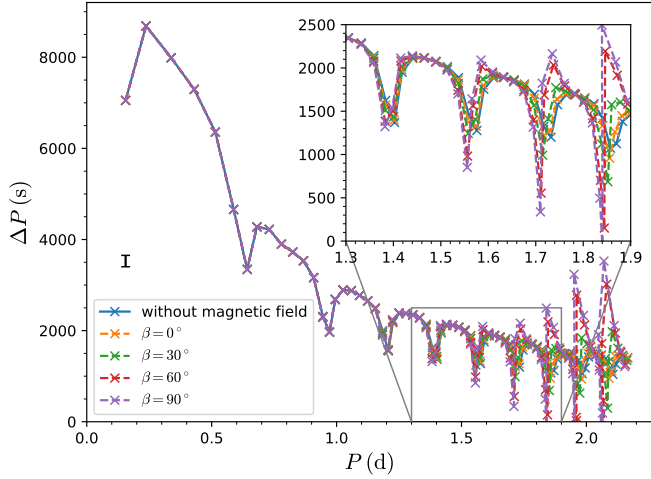
$$I_\theta = \frac{\int_0^\pi (H_\theta^2 + H_\varphi^2)(\cos^2 \theta \cos^2 \beta + \frac{1}{2} \sin^2 \theta \sin^2 \beta) \sin \theta d\theta}{\int_0^\pi (H_\theta^2 + H_\varphi^2 + \nu H_\theta H_\varphi \cos \theta) \sin \theta d\theta}, \quad (13)$$

and  $\nu = 2\Omega/\omega_0$  is the spin factor. Equation (11) shows that the magnetic frequency shifts scale with the square of the field strength, as in the axisymmetric case. In addition, Eq. (13) implies that the dependence on  $\beta$  of the frequency shifts induced by the magnetic field is of the form

$$\frac{\delta\omega}{\omega_0} = \left(\frac{\delta\omega}{\omega_0}\right)_{\text{pol}} \cos^2 \beta + \left(\frac{\delta\omega}{\omega_0}\right)_{\text{eq}} \sin^2 \beta. \quad (14)$$

### 3. Application to HD 43317

Similarly to Paper I, we now compute the new frequency shifts for a representative stellar model of HD 43317, which is a rapidly rotating, magnetic, slowly pulsating B-type star exhibiting  $g$  modes (Buyschaert et al. 2018). The adopted model has a mass of  $5.8 M_\odot$ , a radius of  $3.39 R_\odot$ , an effective temperature of 17 822 K, a solar-like metallicity, and a central hydrogen mass fraction of 0.54, which corresponds to an age of 28.4 Myr. The identified  $g$ -mode frequencies of HD 43317 range from  $0.69162 \text{ d}^{-1}$  to  $5.00466 \text{ d}^{-1}$ . The rotation period of the star is  $P_{\text{rot}} = 0.897673(4) \text{ d}$  (Pápics et al. 2012), which corresponds to 33% of the Keplerian angular velocity. Its mostly dipolar surface magnetic field has a strength of  $1312 \pm 332 \text{ G}$  and an obliquity angle of  $81 \pm 6^\circ$  (Buyschaert et al. 2018). However, we



**Fig. 2.** Period spacings of  $g$  modes with radial orders from  $-1$  (left) to  $-74$  (right) as a function of the period in the inertial frame for  $\ell = 1$ ,  $m = 0$ ,  $B_0 = 10^5$  G, and different obliquity angles. The vertical black bar on the left represents a typical observational error bar of 250 s (Van Reeth et al. 2015b).

investigate here how the frequency shifts vary with the obliquity. Therefore, we consider the latter as a variable of the problem hereafter. For non-axisymmetric modes, it is important to distinguish between the frequency in the corotating frame  $\omega$  and the frequency in the inertial frame  $\omega_i$ , where

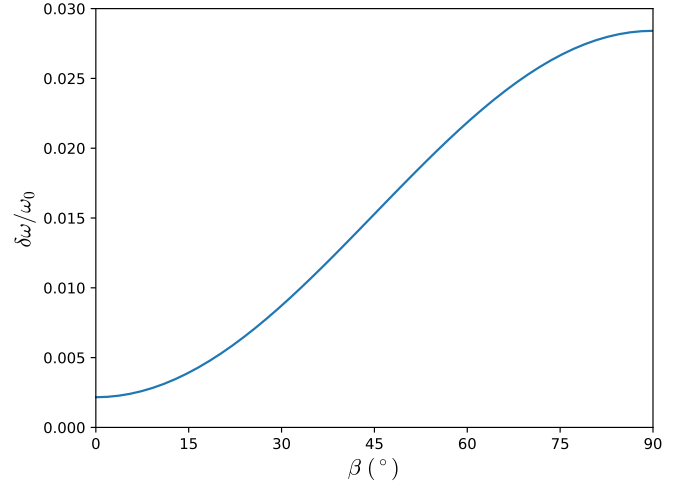
$$\omega_i = \omega + m\Omega. \quad (15)$$

For non-axisymmetric magnetic fields, the observed frequencies are different from the intrinsic frequencies in the inertial frame, due to the fact that the rotation axis is not exactly the same as the oscillation axis. However, since we consider only the perturbative effect of the magnetic field while rotation is treated non-perturbatively, we choose to neglect this effect and impose that the oscillation axis is the same as the rotation axis.

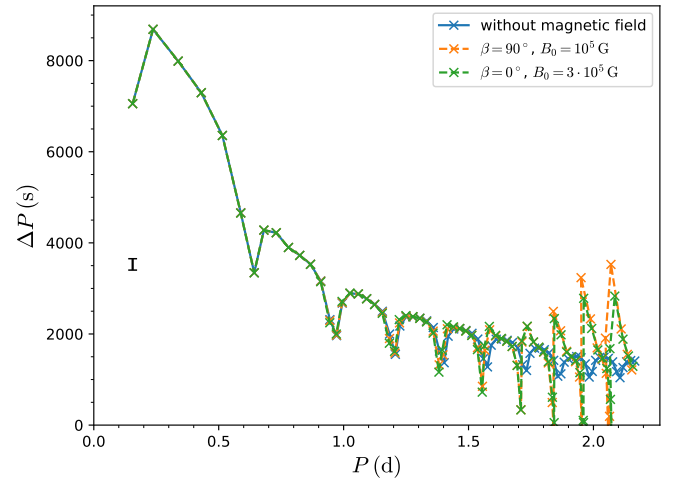
In this section, we investigate the effect of an oblique magnetic field on zonal (Sect. 3.1), prograde (Sect. 3.2), and retrograde (Sect. 3.3) dipole modes. The impact of rotation is discussed in Sect. 3.4.

### 3.1. Zonal modes

Figure 2 represents for  $\ell = 1$  and  $m = 0$  the period spacing  $\Delta P$  between modes of consecutive radial orders as a function of the period  $P = 2\pi/\omega_i$ . The first result is that the period spacing patterns for an oblique field are very similar to those obtained in the axisymmetric case. Indeed, the dips related to near-core chemical gradients are transformed at long periods into a sawtooth-like pattern. In addition, it shows that oblique fields induce stronger signatures in the period spacing patterns than axisymmetric fields, with a maximum for an obliquity angle of  $90^\circ$ . This can be explained by the fact that long-period gravity modes, which are most affected by the magnetic field, are trapped near the equatorial plane, as illustrated in Fig. 1. These modes are mainly sensitive to the radial component of the magnetic field, as shown by Eq. (12), which is maximal on the magnetic axis. Therefore, the expected signature is stronger when the magnetic axis is closer to the equatorial plane, with a maximum for an obliquity angle of  $90^\circ$ . For the  $n = -69$  mode, the dependence of the frequency shift induced by the magnetic field on  $\beta$ , as predicted by Eq. (14), is shown in Fig. 3.



**Fig. 3.** Relative frequency shift induced by the magnetic field of the mode  $\ell = 1$ ,  $m = 0$ ,  $n = -69$  as a function of the obliquity angle for  $B_0 = 10^5$  G. This mode has an unperturbed period of about 2.12 d.



**Fig. 4.** Same as Fig. 2 ( $m = 0$ ), but with different values of the field strength and the obliquity angle.

As illustrated in Fig. 4, the enhancement of magnetic frequency shifts obtained when increasing the obliquity angle is similar to the effect of a stronger magnetic field. However, it is not strictly equivalent. Indeed, the scaling of the frequency shifts induced by the magnetic field with the period for a larger obliquity angle is different from the scaling found for a stronger field. In theory, it is thus possible to distinguish between the two effects if enough modes are observed (and correctly identified).

### 3.2. Prograde modes

Figure 5 represents the period spacings for  $m = 1$  between modes of consecutive radial orders as a function of the oscillation period. We observe that oblique magnetic fields have a stronger impact on prograde modes than axisymmetric magnetic fields, similarly to the case of zonal modes. However, their period spacings go to zero more rapidly for high radial orders than for those of zonal modes, which makes magnetic signatures potentially more difficult to detect. This difficulty might be counterbalanced by the fact that prograde sectoral dipole ( $\ell = m = 1$ )  $g$  modes are predominantly

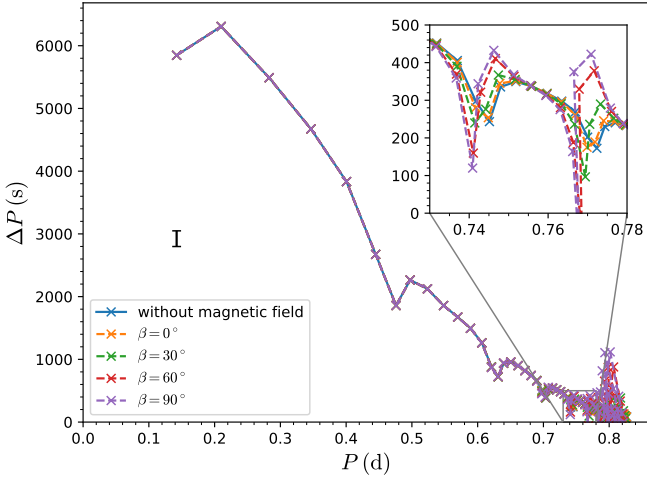


Fig. 5. Same as Fig. 2, but for  $m = 1$ .

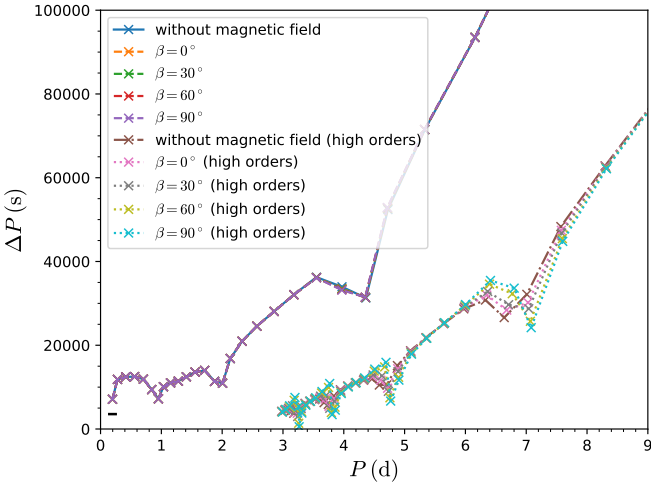


Fig. 6. Same as Fig. 2, but for  $m = -1$ .

observed in rapidly rotating intermediate-mass stars (see e.g. Van Reeth et al. 2016; Moravveji et al. 2016; Pápics et al. 2017; Li et al. 2019a,b, 2020).

### 3.3. Retrograde modes

Figure 6 represents the period spacings for  $m = -1$  between modes of consecutive radial orders as a function of the oscillation period. Because of the Doppler shift, retrograde modes are split into two branches. For  $m = -1$ , this split occurs at  $\omega = \Omega$  (in the corotating frame). The impact of the magnetic field is negligible on the low-order branch, while it is clearly visible on the high-order branch. Again, oblique fields have stronger signatures than axisymmetric ones. Most of the modes identified in the spectrum of HD 43317 are retrograde modes, but they are all on the low-order branch, and only weak signatures are thus expected. This is consistent with the absence of a detected observational signature of a magnetic field.

### 3.4. Influence of rotation

We now investigate the effect of the rotation rate on the frequency shifts induced by oblique fields. To do so, we computed modes and the associated frequency shifts induced by the

magnetic field with 50% and 150% of  $\Omega_*$ , the measured rotation rate of HD 43317. This corresponds to 17% and 50% of the Keplerian angular velocity, respectively. For  $\ell = 1$  and  $m = 0$ , we obtain the period spacings plotted in Fig. 7. Similarly to the axisymmetric case, the frequency shift induced by the magnetic field for a given mode (at a given radial order) is larger at the lower rotation rate, due to the fact that the mode has a larger period and is thus more sensitive to the magnetic field, according to Eq. (11). In contrast, however, for modes at different rotation rates but close to the same given period, the frequency shift induced by the magnetic field is larger for the larger rotation rate when the obliquity is large. This comes from the more efficient equatorial trapping of large-period modes for larger rotation rates.

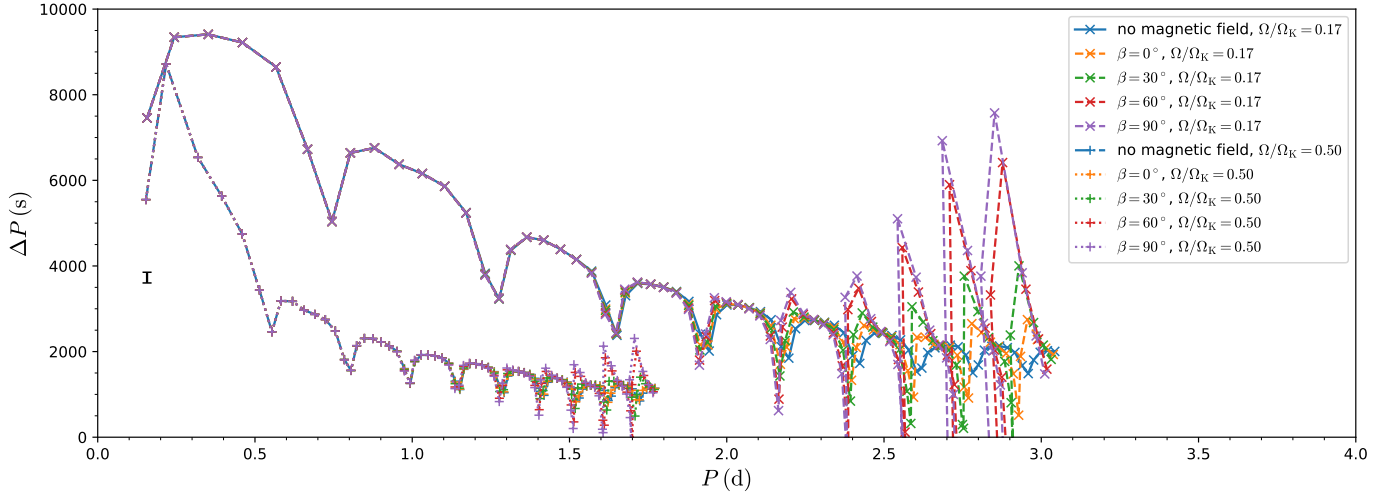
Since oblique fields can generate much larger frequency shifts, they require a smaller amplitude to generate negative period spacing values (visible in Fig. 7 for the lower rotation rate). Such negative values mean that the perturbative treatment of the magnetic field is no longer valid. Such frequency shifts would indeed lead to avoided crossings between consecutive modes, and the description of such interactions between modes requires a non-perturbative treatment (e.g. Morsink & Rezanja 2002; Mathis & de Brye 2011) of the magnetic field (see also the discussion in Van Beeck et al. 2020).

## 4. Discussion and conclusions

The analysis presented here shows that the results of Paper I for an axisymmetric, mixed, internal large-scale magnetic field are still valid for the more realistic case of an oblique field. The magnetic effect on the oscillation frequencies of gravito-inertial modes in the traditional approximation of rotation indeed modifies the period spacing patterns. The major new result of this study is that the signatures of the presence of a magnetic field in the period spacing patterns are stronger for an oblique field compared to an axisymmetric field, typically up to a factor ten when the field is fully inclined. This is because the magnetic axis is closer to the equatorial region, where low-frequency modes are trapped. As a consequence, weaker fields can be detected if they are inclined. This is true for all mode geometries, including prograde sectoral modes, which are predominantly observed in rapidly rotating stars, and retrograde modes, which are predominantly observed in the particular case of HD 43317 (Buyschaert et al. 2018). The change in the patterns due to the strength of the field and to its obliquity can be distinguished from each other if enough modes are identified in the appropriate frequency regime, especially if several period spacing patterns for different mode geometries are observed. In addition, these signatures are more easily observed if the star rotates slowly. As a consequence, the search for patterns like those shown here would allow us to indirectly discover internal magnetic fields from observations of gravity modes in hot stars.

The influence of various stellar parameters, such as the mass, the age, and the metallicity on the expected magnetic signatures is investigated in an extensive parallel paper (Van Beeck et al. 2020). The main result of this study is that magnetic signatures are detectable in *Kepler* data and should be more easily detectable for stars near the terminal-age main sequence. A dedicated search for magnetic signatures such as those predicted in this work has not yet been undertaken in *Kepler* data for intermediate-mass  $g$ -mode pulsators. Additionally, many hot stars have recently been observed with the TESS mission (Bowman et al. 2019; Pedersen et al. 2019). The identification and detailed seismic modelling of pulsating magnetic hot stars





**Fig. 7.** Same as Fig. 2 ( $m = 0$ ), for two different rotation rates:  $\Omega = 0.5\Omega_*$  ( $\Omega/\Omega_K = 0.17$ ) and  $\Omega = 1.5\Omega_*$  ( $\Omega/\Omega_K = 0.50$ ), where  $\Omega_K$  is the Keplerian angular velocity.

will provide observational constraints on the internal properties of their magnetic field. In addition, including magnetic effects on oscillation frequencies will also provide much improved constraints on stellar interiors for early-type stars. This would be an important new step into the recent domain of magneto-asteroseismology, but such observational detections have not been made yet. The new TESS samples of pulsating OB stars are promising in this respect (David-Uraz et al. 2019; Neiner et al., in prep.).

To progress even further on magneto-seismic diagnostics, a non-perturbative treatment of the magnetic field would be needed to be able to consider (i) a magnetic field that is not confined inside the star, and (ii) stronger fields such as those of Ap stars. Moreover, the formalism presented here could be applied to Rossby modes, which are observed in many intermediate-mass stars (Van Reeth et al. 2016; Saio et al. 2018; Li et al. 2019b), to provide additional constraints on internal magnetic fields of stars.

*Acknowledgements.* The research leading to these results received funding from the European Research Council (ERC) under the European Union’s Horizon 2020 research and innovation program (grant agreements No. 647383: SPIRE with PI S.M. and No. 670519: MAMSIE with PI C.A.). V.P. and S.M. acknowledge support from the CNES PLATO grant at CEA/DAP. The authors thank the anonymous referee for useful comments.

## References

Aerts, C., Mathis, S., & Rogers, T. M. 2019, *ARA&A*, 57, 35  
 Baglin, A., Auvergne, M., Barge, P., et al. 2006, in The CoRoT Mission Pre-Launch Status - Stellar Seismology and Planet Finding, eds. M. Fridlund, A. Baglin, J. Lochard, L. Conroy, *ESA Spec. Pub.*, 1306, 33  
 Borucki, W. J., Koch, D., Basri, G., et al. 2010, *Science*, 327, 977  
 Bouabid, M.-P., Dupret, M.-A., Salmon, S., et al. 2013, *MNRAS*, 429, 2500  
 Bowman, D. M., Burssens, S., Pedersen, M. G., et al. 2019, *Nat. Astron.*, 3, 760

Braithwaite, J. 2008, *MNRAS*, 386, 1947  
 Braithwaite, J., & Spruit, H. C. 2004, *Nature*, 431, 819  
 Buyschaert, B., Aerts, C., Bowman, D. M., et al. 2018, *A&A*, 616, A148  
 Christophe, S., Ballot, J., Ouazzani, R.-M., Antoci, V., & Salmon, S. J. A. J. 2018, *A&A*, 618, A47  
 David-Uraz, A., Neiner, C., Sikora, J., et al. 2019, *MNRAS*, 487, 304  
 Donati, J.-F., & Landstreet, J. D. 2009, *ARA&A*, 47, 333  
 Duez, V., Braithwaite, J., & Mathis, S. 2010a, *ApJ*, 724, L34  
 Duez, V., Mathis, S., & Turck-Chièze, S. 2010b, *MNRAS*, 402, 271  
 Grunhut, J. H., & Neiner, C. 2015, in Polarimetry, eds. K. N. Nagendra, S. Bagnulo, R. Centeno, & M. Jesús Martínez González, *IAU Symp.*, 305, 53  
 Hough, S. S. 1898, *Philos. T. Roy. Soc. Lon. A*, 191, 139  
 Howell, S. B., Sobeck, C., Haas, M., et al. 2014, *PASP*, 126, 398  
 Lee, U., & Saio, H. 1997, *ApJ*, 491, 839  
 Li, G., Bedding, T. R., Murphy, S. J., et al. 2019a, *MNRAS*, 482, 1757  
 Li, G., Van Reeth, T., Bedding, T. R., Murphy, S. J., & Antoci, V. 2019b, *MNRAS*, 487, 782  
 Li, G., Van Reeth, T., Bedding, T. R., et al. 2020, *MNRAS*, 491, 3586  
 Mathis, S., & de Brye, N. 2011, *A&A*, 526, A65  
 Moravveji, E., Townsend, R. H. D., Aerts, C., & Mathis, S. 2016, *ApJ*, 823, 130  
 Morsink, S. M., & Rezanian, V. 2002, *ApJ*, 574, 908  
 Neiner, C., Mathis, S., Alecian, E., et al. 2015, in Polarimetry, eds. K. N. Nagendra, S. Bagnulo, R. Centeno & M. Jesús Martínez González, *IAU Symp.*, 305, 61  
 Ouazzani, R.-M., Salmon, S. J. A. J., Antoci, V., et al. 2017, *MNRAS*, 465, 2294  
 Pápics, P. I., Briquet, M., Baglin, A., et al. 2012, *A&A*, 542, A55  
 Pápics, P. I., Tkachenko, A., Van Reeth, T., et al. 2017, *A&A*, 598, A74  
 Pedersen, M. G., Chowdhury, S., Johnston, C., et al. 2019, *ApJ*, 872, L9  
 Prat, V., Mathis, S., Buyschaert, B., et al. 2019, *A&A*, 627, A64 (Paper I)  
 Ricker, G. R., Winn, J. N., Vanderspek, R., et al. 2015, *J. Astron. Telesc. Instrum. Syst.*, 1, 014003  
 Saio, H., Kurtz, D. W., Murphy, S. J., Antoci, V. L., & Lee, U. 2018, *MNRAS*, 474, 2774  
 Shultz, M. E., Wade, G. A., Rivinius, T., et al. 2019, *MNRAS*, 490, 274  
 Taylor, R. J. 1980, *MNRAS*, 191, 151  
 Townsend, R. H. D. 2003, *MNRAS*, 340, 1020  
 Van Beeck, J., Prat, V., Van Reeth, T., et al. 2020, *A&A*, submitted  
 Van Reeth, T., Tkachenko, A., Aerts, C., et al. 2015a, *A&A*, 574, A17  
 Van Reeth, T., Tkachenko, A., Aerts, C., et al. 2015b, *ApJS*, 218, 27  
 Van Reeth, T., Tkachenko, A., & Aerts, C. 2016, *A&A*, 593, A120  
 Wade, G. A., Neiner, C., Alecian, E., et al. 2016, *MNRAS*, 456, 2

## Appendix A: Non-zero-average terms of the Lorentz work

In this section, we list all non-zero-average terms of the work of the Lorentz force induced by a totally oblique dipolar field  $\delta F_L^{\text{eq}} \cdot \xi^*$  (for convenience, we take here the product with  $\mu_0$ ). Interestingly, all these terms involve either only poloidal components of the magnetic field, or only the toroidal component. Therefore, we group them accordingly. All terms have a purely radial part multiplied by a purely latitudinal part, and the prime symbol (') denotes a total derivative, either radial or latitudinal depending on the context.

### A.1. Poloidal terms

Noting  $A = [(rb_\theta)' + b_r]$ , the terms involving poloidal components are

$$\begin{aligned}
& \frac{(r\xi_r b_\theta)' A \xi_r^*}{r^2} H_r^2 \sin^2 \varphi + \frac{\xi_h b_\theta A \xi_r^*}{r^2} H_r H_\theta' \sin^2 \varphi + \frac{\xi_h b_\theta A \xi_r^*}{r^2} H_r H_\theta \frac{\cos \theta}{\sin \theta} \cos^2 \varphi - m \frac{\xi_h b_\theta A \xi_r^*}{r^2} H_r H_\varphi \frac{\cos^2 \theta}{\sin \theta} \cos^2 \varphi \\
& + \frac{(r\xi_r b_\theta)' A \xi_r^*}{r^2} H_r^2 \cos^2 \theta \cos^2 \varphi + \frac{(r\xi_h b_r)' A \xi_r^*}{r^2} H_r H_\theta \sin \theta \cos \theta \cos^2 \varphi + \frac{\xi_r b_\theta A \xi_h^*}{r^2} H_\theta \frac{\cos \theta}{\sin \theta} (H_r \sin \theta \cos \theta)' \cos^2 \varphi \\
& + \frac{|\xi_h|^2 b_r A}{r^2} \frac{(H_\theta \sin^2 \theta)'}{\sin \theta} H_\theta \cos^2 \varphi - m \frac{|\xi_h|^2 b_r A}{r^2} H_\theta H_\varphi \cos \theta \cos^2 \varphi - \frac{\xi_r b_\theta A \xi_h^*}{r^2} H_r H_\theta \frac{\cos \theta}{\sin \theta} \cos^2 \varphi + \frac{|\xi_h|^2 b_r A}{r^2} H_\varphi^2 \sin^2 \varphi \\
& + m \frac{\xi_r b_\theta A \xi_h^*}{r^2} \frac{H_r H_\varphi}{\sin \theta} \sin^2 \varphi + \frac{|\xi_r|^2 b_\theta^2}{r^2} \frac{(H_r \sin \theta \cos \theta)'}{\sin^2 \theta} H_r \sin^2 \varphi + \frac{\xi_h b_r b_\theta \xi_r^*}{r^2} \frac{(H_\theta \sin^2 \theta)'}{\sin^2 \theta} H_r \sin^2 \varphi - 2m \frac{\xi_h b_r b_\theta \xi_r^*}{r^2} \frac{H_\varphi H_r}{\sin \theta} \sin^2 \varphi \\
& - (1 + m^2) \frac{|\xi_r|^2 b_\theta^2}{r^2} \frac{H_r^2}{\sin^2 \theta} \sin^2 \varphi + \frac{(r\xi_r b_\theta)'' b_\theta \xi_r^*}{r} H_r^2 \sin^2 \varphi + \frac{(\xi_h b_\theta)' b_\theta \xi_r^*}{r} H_\theta' H_r \sin^2 \varphi + \frac{(\xi_h b_\theta)' b_\theta \xi_r^*}{r} H_\theta H_r \frac{\cos \theta}{\sin \theta} \cos^2 \varphi \\
& - m \frac{(\xi_h b_\theta)' b_\theta \xi_r^*}{r} H_\varphi H_r \frac{\cos^2 \theta}{\sin \theta} \cos^2 \varphi + \frac{(r\xi_r b_\theta)'' b_\theta \xi_r^*}{r} H_r^2 \cos^2 \theta \cos^2 \varphi + \frac{(r\xi_h b_r)'' b_\theta \xi_r^*}{r} H_\theta H_r \sin \theta \cos \theta \cos^2 \varphi \\
& + \frac{|\xi_r|^2 b_\theta^2}{r^2} \left[ \frac{(H_r \sin \theta \cos \theta)'}{\sin \theta} \right] H_r \cos \theta \cos^2 \varphi + \frac{\xi_h b_r b_\theta \xi_r^*}{r^2} \left[ \frac{(H_\theta \sin^2 \theta)'}{\sin \theta} \right] H_r \cos \theta \cos^2 \varphi - m \frac{\xi_h b_r b_\theta \xi_r^*}{r^2} H_\varphi' H_r \cos \theta \cos^2 \varphi \\
& - \frac{\xi_r^2 b_\theta^2}{r^2} \left( \frac{H_r}{\sin \theta} \right)' H_r \cos \theta \cos^2 \varphi + \frac{(\xi_h b_\theta)' b_r \xi_r^*}{r} H_\theta^2 \cos^2 \varphi - m \frac{(\xi_h b_\theta)' b_r \xi_r^*}{r} H_\varphi H_\theta \cos \theta \cos^2 \varphi + \frac{(r\xi_r b_\theta)'' b_r \xi_r^*}{r} H_r H_\theta \sin \theta \cos \theta \cos^2 \varphi \\
& + \frac{(r\xi_h b_r)'' b_r \xi_r^*}{r} H_\theta^2 \sin^2 \theta \cos^2 \varphi + \frac{\xi_r b_\theta b_r \xi_h^*}{r^2} \left[ \frac{(H_r \sin \theta \cos \theta)'}{\sin \theta} \right] H_\theta \sin \theta \cos^2 \varphi + \frac{|\xi_h|^2 b_r^2}{r^2} \left[ \frac{(H_\theta \sin^2 \theta)'}{\sin \theta} \right] H_\theta \sin \theta \cos^2 \varphi \\
& - m \frac{|\xi_h|^2 b_r^2}{r^2} H_\varphi' H_\theta \sin \theta \cos^2 \varphi - \frac{\xi_r b_\theta b_r \xi_h^*}{r^2} \left( \frac{H_r}{\sin \theta} \right)' H_\theta \sin \theta \cos^2 \varphi + \frac{(r\xi_r b_\theta)' b_\theta \xi_h^*}{r^2} \frac{(H_r \sin \theta)' H_\theta}{\sin \theta} \sin^2 \varphi + \frac{|\xi_h|^2 b_\theta^2}{r^2} \frac{(H_\theta' \sin \theta)' H_\theta}{\sin \theta} \sin^2 \varphi \\
& - (1 + m^2) \frac{|\xi_h|^2 b_\theta^2}{r^2} \frac{H_\theta^2}{\sin^2 \theta} \sin^2 \varphi + 2m \frac{|\xi_h|^2 b_\theta^2}{r^2} \frac{H_\varphi H_\theta \cos \theta}{\sin^2 \theta} \sin^2 \varphi - \frac{(r\xi_r b_\theta)' b_\theta \xi_h^*}{r^2} H_r H_\theta \frac{\cos \theta}{\sin \theta} \sin^2 \varphi - \frac{(r\xi_h b_r)' b_\theta \xi_h^*}{r^2} H_\theta^2 \sin^2 \varphi \\
& - \frac{(r\xi_h b_r)' b_\theta \xi_h^*}{r^2} \frac{(H_\varphi \sin^2 \theta)' H_\varphi \cos \theta}{\sin \theta} \cos^2 \varphi + \frac{|\xi_h|^2 b_\theta^2}{r^2} \frac{[(H_\varphi \cos \theta)' \sin \theta]' H_\varphi \cos \theta}{\sin \theta} \cos^2 \varphi + 2m \frac{|\xi_h|^2 b_\theta^2}{r^2} \frac{H_\theta H_\varphi \cos \theta}{\sin^2 \theta} \cos^2 \varphi \\
& - (1 + m^2) \frac{|\xi_h|^2 b_\theta^2}{r^2} \frac{H_\varphi^2 \cos^2 \theta}{\sin^2 \theta} \cos^2 \varphi + m \frac{(r\xi_r b_\theta)' b_\theta \xi_h^*}{r^2} H_r H_\varphi \frac{\cos^2 \theta}{\sin \theta} \cos^2 \varphi + m \frac{(r\xi_h b_r)' b_\theta \xi_h^*}{r^2} H_\theta H_\varphi \cos \theta \cos^2 \varphi \\
& + m \frac{\xi_r b_\theta b_r \xi_h^*}{r^2} \frac{(H_r \sin \theta \cos \theta)' H_\varphi}{\sin \theta} \cos^2 \varphi + m \frac{|\xi_h|^2 b_r^2}{r^2} \frac{(H_\theta \sin^2 \theta)' H_\varphi}{\sin \theta} \sin^2 \varphi - (1 + m^2) \frac{|\xi_h|^2 b_r^2}{r^2} H_\varphi^2 \cos^2 \varphi - 2m \frac{\xi_r b_\theta b_r \xi_h^*}{r^2} \frac{H_r H_\varphi}{\sin \theta} \cos^2 \varphi \\
& + \frac{(r\xi_h b_r)'' b_r \xi_h^*}{r} H_\varphi^2 \sin^2 \theta \cos^2 \varphi - \frac{(\xi_h b_\theta)' b_r \xi_h^*}{r} (H_\varphi \cos \theta)' H_\varphi \sin \theta \cos^2 \varphi.
\end{aligned}$$

### A.2. Toroidal terms

The terms that involve the toroidal component are

$$\begin{aligned}
& \frac{(r\xi_r b_\varphi)' (rb_\varphi)' \xi_r^*}{r^2} H_r^2 \cos^2 \theta \cos^2 \varphi + \frac{\xi_h b_\varphi (rb_\varphi)' \xi_r^*}{r^2} H_r (H_\theta \cos \theta)' \cos \theta \cos^2 \varphi + \frac{\xi_h b_\varphi (rb_\varphi)' \xi_r^*}{r^2} H_r H_\theta \frac{\cos \theta}{\sin \theta} \sin^2 \varphi \\
& - m \frac{\xi_h b_\varphi (rb_\varphi)' \xi_r^*}{r^2} \frac{H_r H_\varphi}{\sin \theta} \sin^2 \varphi + \frac{(r\xi_r b_\varphi)' (rb_\varphi)' \xi_r^*}{r^2} H_r^2 \sin^2 \varphi + \frac{\xi_r b_\varphi (rb_\varphi)' \xi_h^*}{r^2} H_\theta \frac{(H_r \sin \theta)'}{\sin \theta} \sin^2 \varphi - \frac{\xi_r b_\varphi (rb_\varphi)' \xi_h^*}{r^2} H_r H_\theta \frac{\cos \theta}{\sin \theta} \sin^2 \varphi \\
& - 2 \frac{(r\xi_r b_\varphi)' b_\varphi \xi_h^*}{r^2} H_r H_\theta \sin \theta \cos \theta \cos^2 \varphi - 2 \frac{|\xi_h|^2 b_\varphi^2}{r^2} H_\theta (H_\theta \cos \theta)' \sin \theta \cos^2 \varphi - 2m \frac{|\xi_h|^2 b_\varphi^2}{r^2} H_\theta H_\varphi \cos \theta \cos^2 \varphi + 2 \frac{|\xi_h|^2 b_\varphi^2}{r^2} H_\varphi^2 \cos^2 \varphi
\end{aligned}$$

$$\begin{aligned}
 & m \frac{\xi_r b_\varphi (r b_\varphi)' \xi_h^*}{r^2} H_r H_\varphi \frac{\cos^2 \theta}{\sin \theta} \cos^2 \varphi + \frac{|\xi_r|^2 b_\varphi^2 (H_r \sin \theta)'}{r^2 \sin^2 \theta} H_r \cos \theta \cos^2 \varphi - (1 + m^2) \frac{|\xi_r|^2 b_\varphi^2}{r^2} H_r^2 \frac{\cos^2 \theta}{\sin^2 \theta} \cos^2 \varphi \\
 & + \frac{(r \xi_r b_\varphi)'' b_\varphi \xi_r^*}{r} H_r^2 \cos^2 \theta \cos^2 \varphi + \frac{(\xi_h b_\varphi)' b_\varphi \xi_r^*}{r} (H_\theta \cos \theta)' H_r \cos \theta \cos^2 \varphi + \frac{(\xi_h b_\varphi)' b_\varphi \xi_r^*}{r} H_\theta H_r \frac{\cos \theta}{\sin \theta} \sin^2 \varphi \\
 & - m \frac{(\xi_h b_\varphi)' b_\varphi \xi_r^*}{r} \frac{H_\varphi H_r}{\sin \theta} \sin^2 \varphi + \frac{(r \xi_r b_\varphi)'' b_\varphi \xi_r^*}{r} H_r^2 \sin^2 \varphi^2 + \frac{|\xi_r|^2 b_\varphi^2}{r^2} \left[ \frac{(H_r \sin \theta)''}{\sin \theta} \right] H_r \sin^2 \varphi - \frac{|\xi_r|^2 b_\varphi^2}{r^2} \left( H_r \frac{\cos \theta}{\sin \theta} \right)' H_r \sin^2 \varphi \\
 & + \frac{(r \xi_r b_\varphi)' b_\varphi \xi_h^*}{r^2} \frac{(H_r \sin \theta \cos \theta)' H_\theta \cos \theta}{\sin \theta} \cos^2 \varphi + \frac{|\xi_h|^2 b_\varphi^2 [(H_\theta \cos \theta)' \sin \theta]' H_\theta \cos \theta}{r^2 \sin \theta} \cos^2 \varphi - (1 + m^2) \frac{|\xi_h|^2 b_\varphi^2}{r^2} H_\theta^2 \frac{\cos^2 \theta}{\sin^2 \theta} \cos^2 \varphi \\
 & + 2m \frac{|\xi_h|^2 b_\varphi^2}{r^2} \frac{H_\varphi H_\theta \cos \theta}{\sin^2 \theta} \cos^2 \varphi - \frac{(r \xi_r b_\varphi)' b_\varphi \xi_h^*}{r^2} \frac{H_r H_\theta \cos \theta}{\sin \theta} \cos^2 \varphi + \frac{|\xi_h|^2 b_\varphi^2 (H_\varphi' \sin \theta)' H_\varphi}{r^2 \sin \theta} \sin^2 \varphi + 2m \frac{|\xi_h|^2 b_\varphi^2}{r^2} \frac{H_\theta H_\varphi \cos \theta}{\sin^2 \theta} \sin^2 \varphi \\
 & - (1 + m^2) \frac{|\xi_h|^2 b_\varphi^2}{r^2} \frac{H_\varphi^2}{\sin^2 \theta} \sin^2 \varphi + m \frac{(r \xi_r b_\varphi)' b_\varphi \xi_h^*}{r^2} \frac{H_r H_\varphi}{\sin \theta} \sin^2 \varphi.
 \end{aligned}$$