



## Decontamination of high level activity solutions from cesium and strontium by chromatography

C. Rivier, C. Maillard, V. Boyer-Deslys, J.-L. Dautheribes, E. Rivier, E. Esbelin, A. Beres

### ► To cite this version:

C. Rivier, C. Maillard, V. Boyer-Deslys, J.-L. Dautheribes, E. Rivier, et al.. Decontamination of high level activity solutions from cesium and strontium by chromatography. ATALANTE 2016 - Conference on Nuclear Chemistry for Sustainable Fuel Cycles, Jun 2016, Montpellier, France. cea-02509803

**HAL Id: cea-02509803**

**<https://cea.hal.science/cea-02509803>**

Submitted on 17 Mar 2020

**HAL** is a multi-disciplinary open access archive for the deposit and dissemination of scientific research documents, whether they are published or not. The documents may come from teaching and research institutions in France or abroad, or from public or private research centers.

L'archive ouverte pluridisciplinaire **HAL**, est destinée au dépôt et à la diffusion de documents scientifiques de niveau recherche, publiés ou non, émanant des établissements d'enseignement et de recherche français ou étrangers, des laboratoires publics ou privés.

# Decontamination of high level activity solutions from cesium and strontium by chromatography

Ch. Maillard, V. Boyer-Deslys, J-L. Dautheribes, E. Esbelin, A. Bères, C. Rivier  
CEA, Nuclear Energy Division, Radiochemistry and Process Department, SERA/LAMM, F-32027 Bagnols sur Cèze, France

**Introduction :** High rate of irradiation of certain samples resulting from various programs carried out in ATALANTE facility is essentially due to the presence of  $^{137}\text{Cs}$  and  $^{90}\text{Sr}$ . The elimination of these radionuclides would make it possible to handle these samples in glove boxes without having to carry out important dilution beforehand. It would allow to analyze these samples by techniques usually implemented in glove boxes (ICP, alpha spectrometry, ...) and to reach lower detection limits. Tests were carried out with real samples by using extraction chromatography as separative technique.

## Literature data

**AMP-PAN:** Inorganic powder of Ammonium Phosphomolybdate embedded in an organic matrix based on PolyAcrylnitrile  $\text{Kd}(\text{Cs}) > 1000 \text{ mL/g}$  ( $[\text{HNO}_3] = 1\text{-}2\text{M}$ ), capacity: 30 mg of Cs/g density: 0.27 g/mL, Radiation resistance:  $10^6$  Gray

**Sr resin :** 1.0M 4,4'(5')-di-t-butylcyclohexano 18-crown-6) in 1-octanol 40% (w/w) loaded onto an inert chromatographic support.  $\text{Kd}(\text{Sr}) \sim 100 \text{ mL/g}$  ( $[\text{HNO}_3] = 2\text{-}4\text{M}$ ), capacity: 30 mg of Sr/g density: 0.35 g/mL,

## Conséquences of $^{137}\text{Cs}$ decontamination

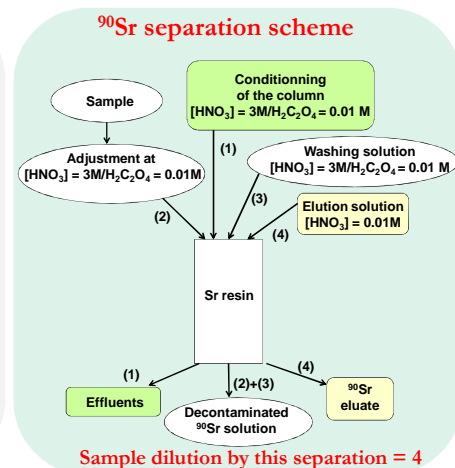
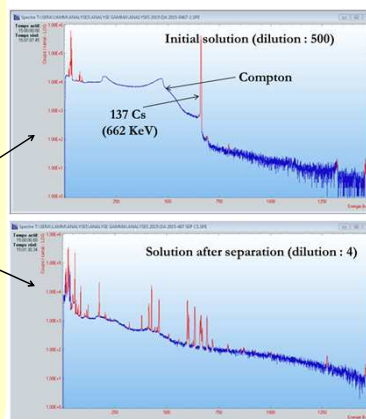
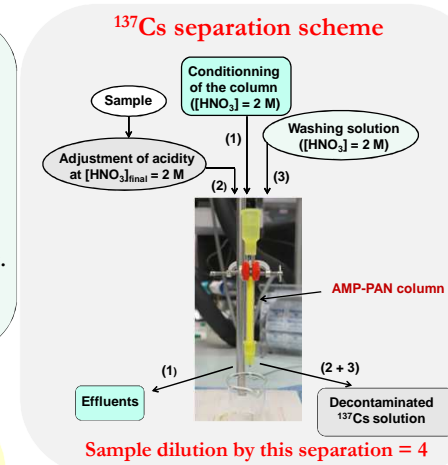
**Sample tested:** A( $^{137}\text{Cs}$ ) =  $2.10^{10} \text{ Bq/L}$  (dissolution solution of residues from a storage tank of fission products)

**Alpha analysis:** The detection limit (DL) is decreased by a factor  $> 100$  thanks to a smaller dilution of the decontaminated sample (dilution = 4) (Initial solution with Cs: dilution 500). This high DL enhancement is also due to a weak salt concentration ( $\text{Na}^+ < 4 \text{ g/L}$ ) and a weak total alpha activity ( $5.10^7 \text{ Bq/L}$ ) of the decontaminated sample.

**Gamma analysis:** Elimination of the  $^{137}\text{Cs}$  Compton effect, Detection limit improvement : 20-50

**ICP-MS:** The detection limit (DL) is decreased by a factor  $> 10$  thanks to a smaller dilution of the decontaminated sample (dilution = 4) (Initial solution: 50-fold dilution).

**ICP-AES:** Same DL between the initial solution measured by ICP-AES in a hot cell and the decontaminated sample measured by ICP-AES in a glove box laboratory.



## $^{137}\text{Cs}$ separation performances

Initial solution : dissolution solution of residues from a storage tank of fission products

$^{137}\text{Cs}$  decontamination factor  $> 5.10^4$

Recovery yields:  $^{241}\text{Am}$  80-100%,  $\text{Pu}$  : 94 %,  $\text{Mo}$  : 96%,  $\text{Zr}$  : 97%  
B : 90 %

**Validation of recovery yield on an inactive solution**

Initial inactive solution : each cation = 50 mg/L,  $[\text{HNO}_3] = 2\text{M}$

Elements	Recovery yield (%)	Analytical techniques
Al, As, B, Ba, Be, Ca, Cd, Ce, Co, Cr, Cu, Fe, Gd, Hg, K, Mg, Mn, Na, Nd, Ni, Pb, Rh, Ru, Sb, Se, Si, Sr, Y, Te, Zn, Zr	$> 98$	ICP-AES
Ag, Pd	$< 5\%$	
Cs	$< 0,04$	ICP-MS

High recovery yields are obtained **except for Ag and Pd**  
Mo Recovery yield  $> 160\%$  : release of Mo by AMP-PAN ?

## Sr separation performances

Sample tested: solution of fuel reprocessing

Initial inactive solution : each cation = 50 mg/L

Sample (V = 2 mL)		Mass balance	
Element X	Activity (Bq/L) or [X] (mg/L)	$X_{\text{eff}}/X_{\text{sample}}$ (%)	$X_{\text{Elua}}/X_{\text{sample}}$ (%)
<sup>137</sup> Cs	1.1 10 <sup>-2</sup>	95	0.04
<sup>134</sup> Cs	1.3 10 <sup>-11</sup>	94	0.03
<sup>106</sup> Ru	3.03 10 <sup>10</sup>	87	1.8
<sup>154</sup> Eu	2.26 10 <sup>10</sup>	119	< 0.5
<sup>155</sup> Eu	1.04 10 <sup>10</sup>	94	1.06
<sup>241</sup> Am	2.90 10 <sup>10</sup>	92	< 0.05
Sr	210	*	101.7
U	244000	*	1.9
Fe	190	*	< 3.3
Mo	1139	*	< 0.6
Zr	1080	*	< 1.2
Pd	345	*	< 3.7
Ru	655	*	< 1.0
Tc	256	*	1.3

\* not measured      \*\* (Effluent feeding + washing)

\* not measured \*\* (Effluent feeding + washing)

- Selective and quantitative Sr recovery in the eluate
- High recovery yield of other elements in the effluent feeding and washing solutions except for Ag, Ba, Hg, K and Pb

Elements	$[X]_{\text{effluent}}/X_{\text{sample}}$ (%)	$[X]_{\text{eluate}}/X_{\text{sample}}$ (%)
Al, As, B, Be, Ca, Cd, Ce, Co, Cs, Cr, Cu, Fe, Gd, Mg, Mn, Mo, Na, Nd, Ni, Rh, Ru, Pd, Pr, Se, Si, Y, Te, Zn, Zr	90-100	DL
Ag, Ba, Hg, K, Pb	DL	DL
Sr	DL	94

DL : detection limit (\*\*) Effluent feeding + washing

## Conclusions

### Cs separation on AMP-PAN

- **Very good selectivity of AMP-PAN**
  - . Cs decontamination factor  $> 5.10^4$ 
    - ➔ decrease of the irradiation rate of the sample
  - . High recovery yield for most cations (except Pd and Ag) (behavior of Mo to be confirmed)

### ➤ Consequences of the $^{137}\text{Cs}$ separation on sample analyses

- . Decrease of Detection Limits in gamma spectrometry (because of the minimization of the Cs Compton effect)
- . Decrease of Detection Limits in ICP-MS and alpha spectrometry (because of a smaller dilution of the decontaminated sample))

### ➤ Possible applications

- . Samples from processes of hydrometallurgical extraction, from dissolution of hulls and spent fuels, radioactive effluent

**Sr separation on Sr resin :** Very encouraging results to be consolidated with other samples (dissolution of hulls and spent fuels, radioactive effluent, dissolution solution of residues from a storage tank of fission products)

**On going studies :** Optimization of  $^{90}\text{Sr}$  separation by chromatography using Sr resin (breakthrough curve, washing solution volume, ...)

Development of the liquid or solid scintillation analytical technique for  $^{90}\text{Sr}$  measurement