



HAL
open science

Hydration sequence of swelling clays exchanged with mixed alkali/alkali-earth cations

M. Jullien, F. Salles, Olivier Bildstein, J.-M. Douillard, Bénédicte Prélot, J. Jazac, H. van Damme

► **To cite this version:**

M. Jullien, F. Salles, Olivier Bildstein, J.-M. Douillard, Bénédicte Prélot, et al.. Hydration sequence of swelling clays exchanged with mixed alkali/alkali-earth cations. 6th International Conference on "Clays in Natural and Engineered Barriers for Radioactive Waste Confinement, Mar 2015, Bruxelles, Belgium. cea-02509260

HAL Id: cea-02509260

<https://cea.hal.science/cea-02509260>

Submitted on 16 Mar 2020

HAL is a multi-disciplinary open access archive for the deposit and dissemination of scientific research documents, whether they are published or not. The documents may come from teaching and research institutions in France or abroad, or from public or private research centers.

L'archive ouverte pluridisciplinaire **HAL**, est destinée au dépôt et à la diffusion de documents scientifiques de niveau recherche, publiés ou non, émanant des établissements d'enseignement et de recherche français ou étrangers, des laboratoires publics ou privés.

HYDRATION SEQUENCE of SWELLING CLAYS EXCHANGED with MIXED ALKALI/ALKALI-EARTH CATIONS

F. Salles¹, O. Bildstein², J.M. Douillard¹, B. Prelot¹, J. Zajac¹, M. Jullien³ and H. Van Damme⁴

(1) ICGM, Université Montpellier – France

(2) CEA, DEN, LMTE – Cadarache – 13108 St Paul lez Durance – France

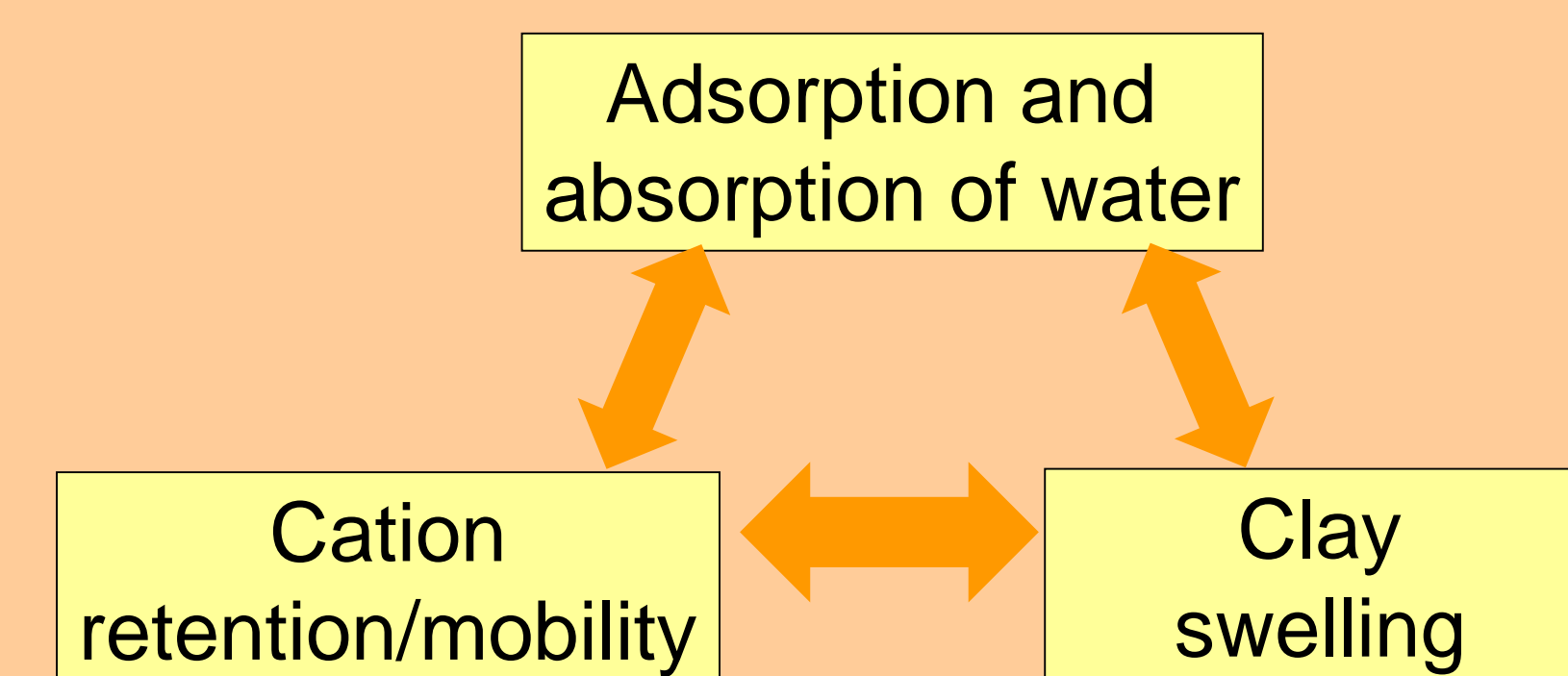
(3) Ecogeosafe – Aix-en-Provence (4) ESPCI – 75231 Paris -France

Introduction and Principle

Swelling clays can absorb/adsorb a great quantity of water inside the **interlayer space** and the **mesoporosity**. This adsorbed quantity of water is strongly dependent on the nature of the **interlayer cation**. In order to probe the hydration sequence in clays as a function of the relative humidity (RH), XRD measurements, water adsorption and calorimetry, thermoporometry and electrical conductivity results are coupled with electrostatic calculations.

Aim of this study : (i) **determination of the hydration sequence of swelling clays as a function of the nature of the interlayer cations**

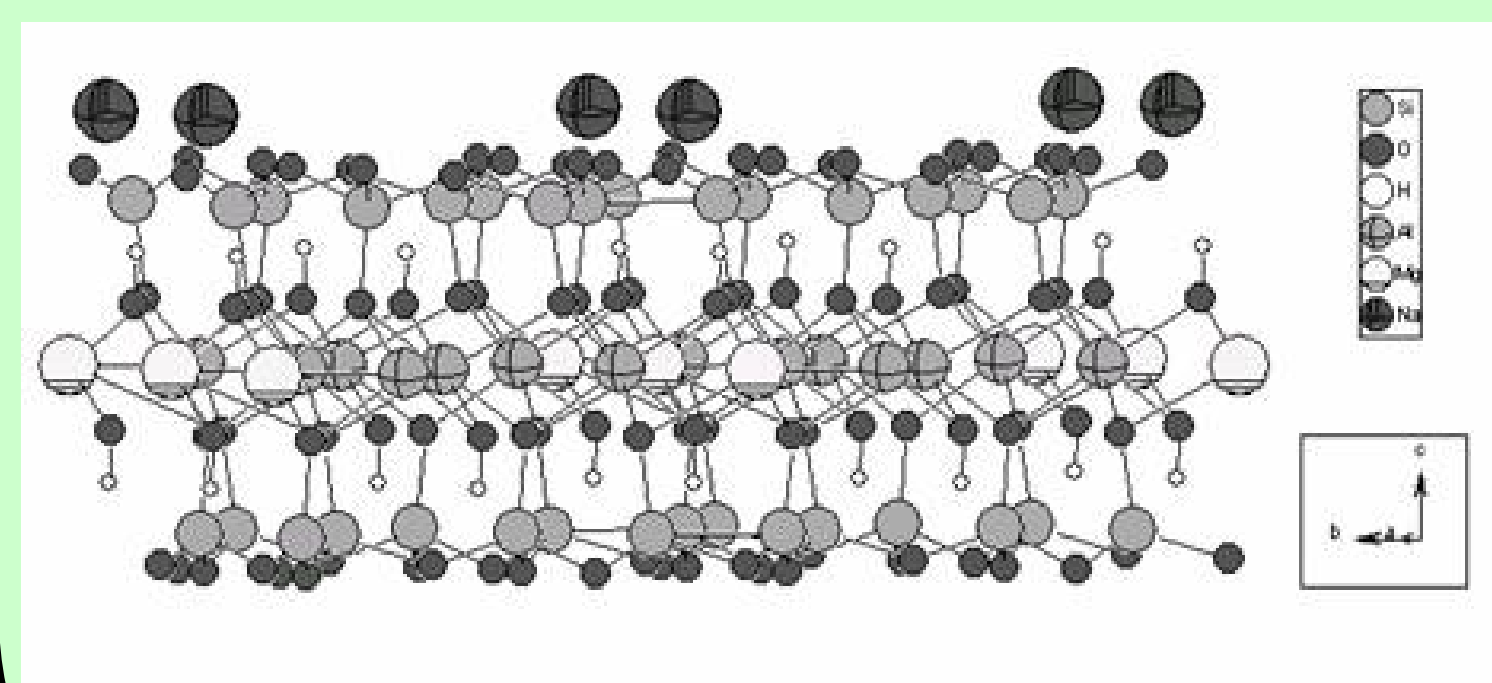
(ii) **To elucidate the mobility process of the interlayer cations as a function of the hydration state**



Material and Method Experiments

Material

Purified and exchanged powders of **montmorillonites (Mont) from the MX80 bentonite (octahedral substitutions - saturated with a large majority of Na as interlayer cations)**



Water adsorption and calorimetry on powder → F. Salles, J.M. Douillard, R. Denoyel, O. Bildstein, M. Jullien, I. Beurroies, H. Van Damme, Journal of Colloid and Interface Science, 2009, 333(2), 510-522

Thermoporometry measurements at different relative humidity values → F. Salles, I. Beurroies, O. Bildstein, M. Jullien, J. Raynal, R. Denoyel, H. Van Damme, Applied Clay Science, 39(3-4), 186-201, 2008.

Conductivity is measured in the frequency range (10⁻² Hz – 10⁶ Hz) at different temperatures (200°C-50°C for dry state and -120°C-20°C for hydrated state) with a Novocontrol impedancemeter

• Study the “clay-water” system by looking at the modifications of water properties
→ “water inside clays” is different from liquid water (or free water)!

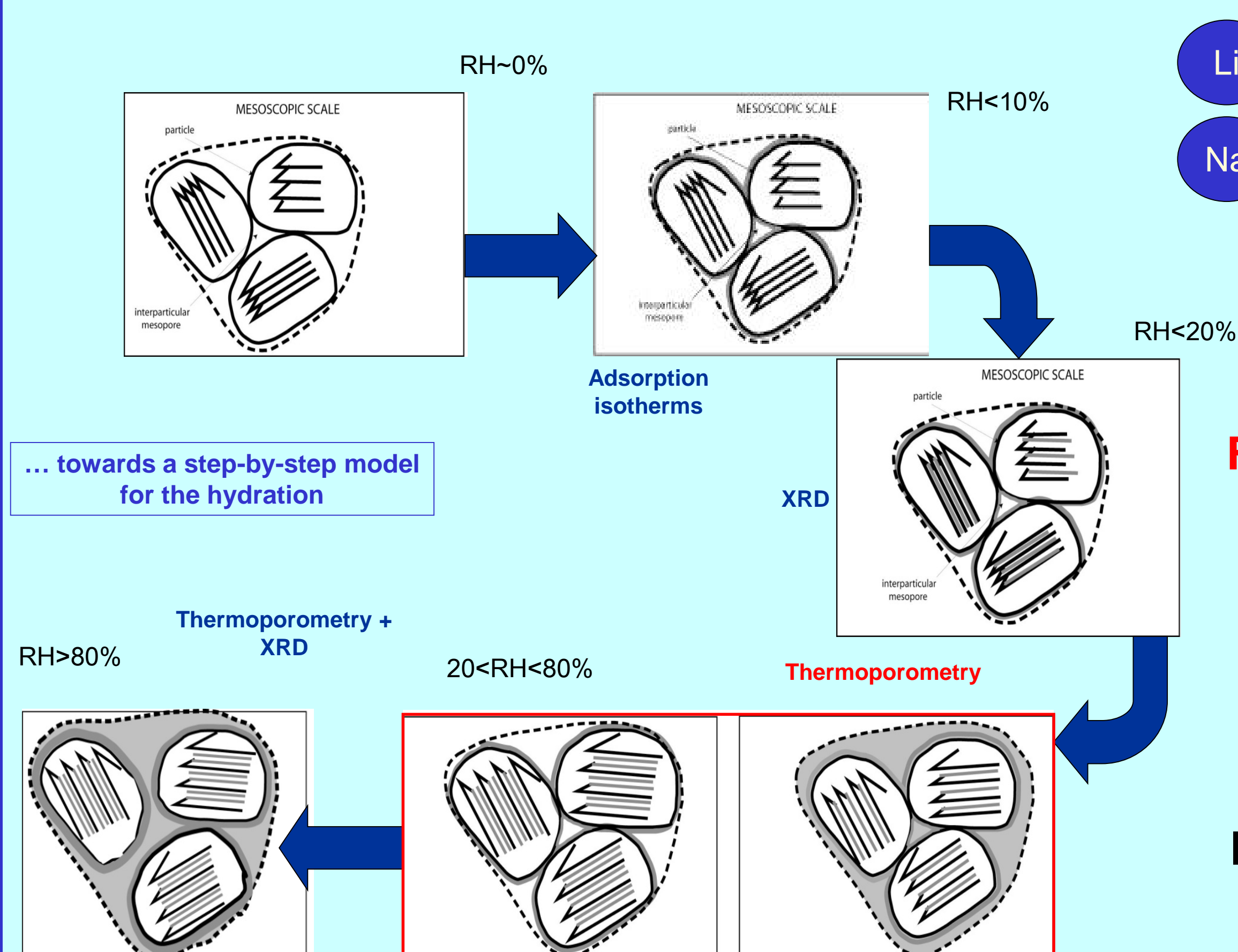
• **Thermoporometry** = calorimetric technique sensitive to phase transitions of fluid confined in the porosity → 2 nm < Pore radius < 50 nm (mesoporosity)

→ Originality of these experiments: **investigation of swelling material & various RH**

Results and Interpretation

Hydration Sequence

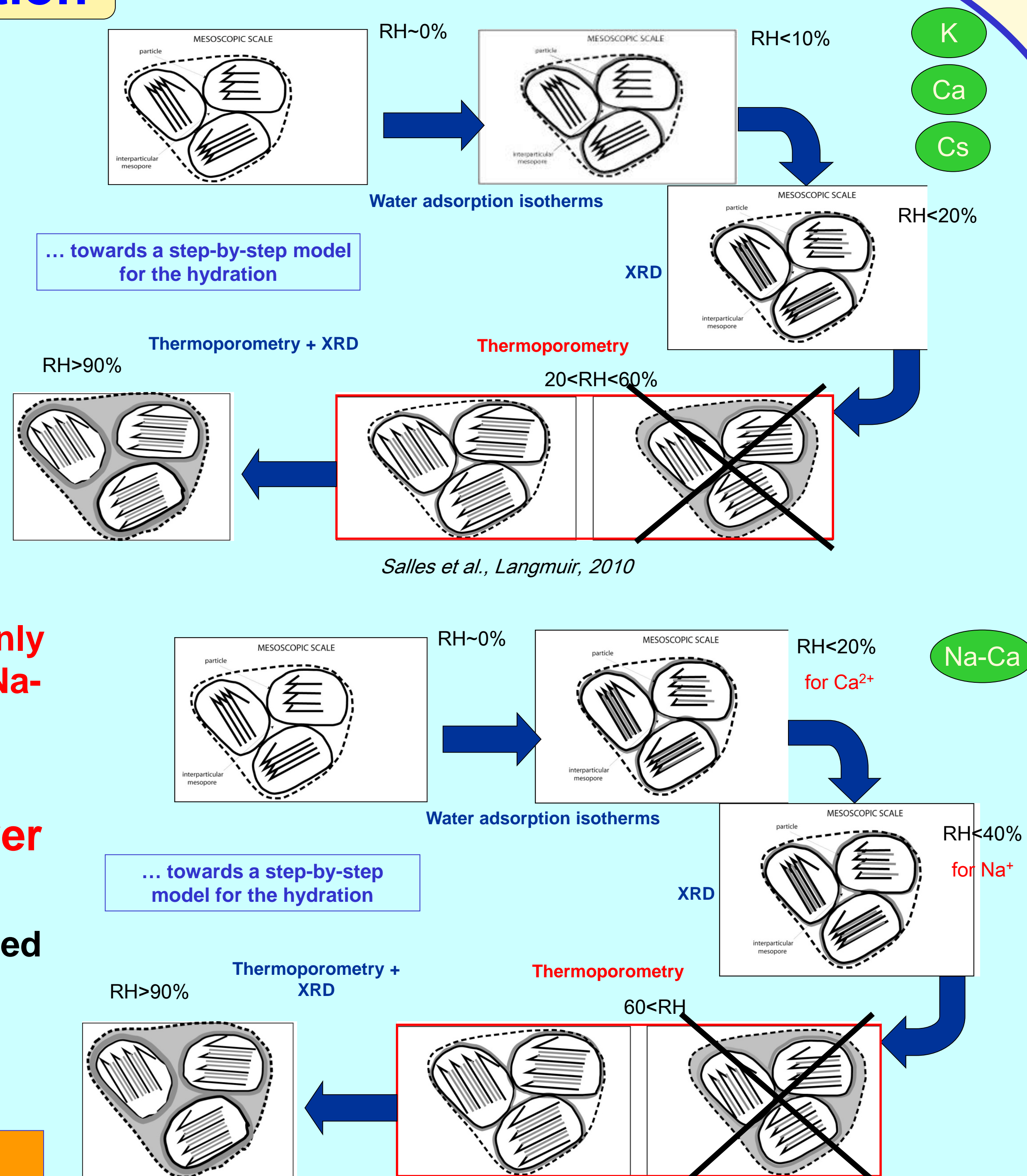
- Quantify the evolution of the mesopore size as a function of RH
- Discuss these results in terms of the sequence of clay hydration
- Comprehensive determination of clay hydration sequence for Na-Ca montmorillonite



Osmotic swelling in mesopores
Free water is observed in mesopores only starting at RH > 90% in Li- and Na-montmorillonites

Sequence of hydration is depending on the interlayer cation nature

Interlayer space is never completely filled by water at RH<97% for all samples except Cs⁺-montmorillonite

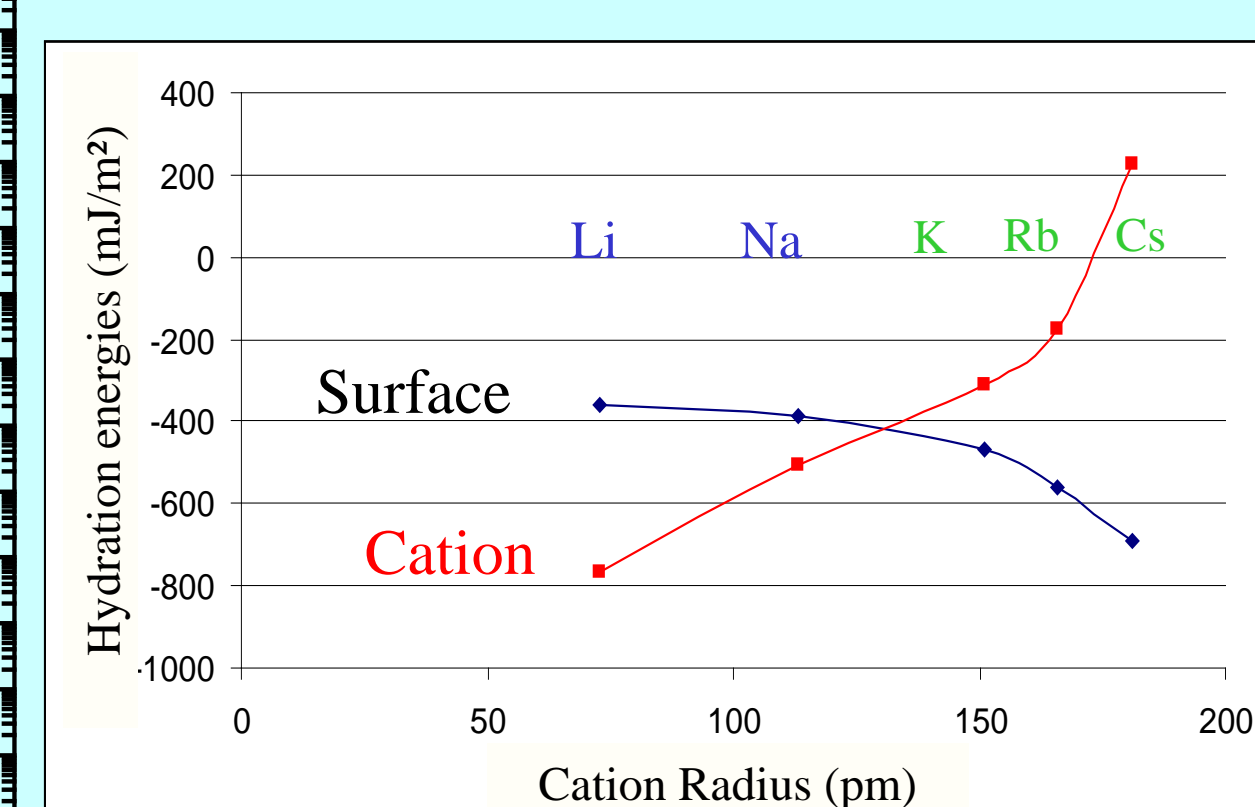
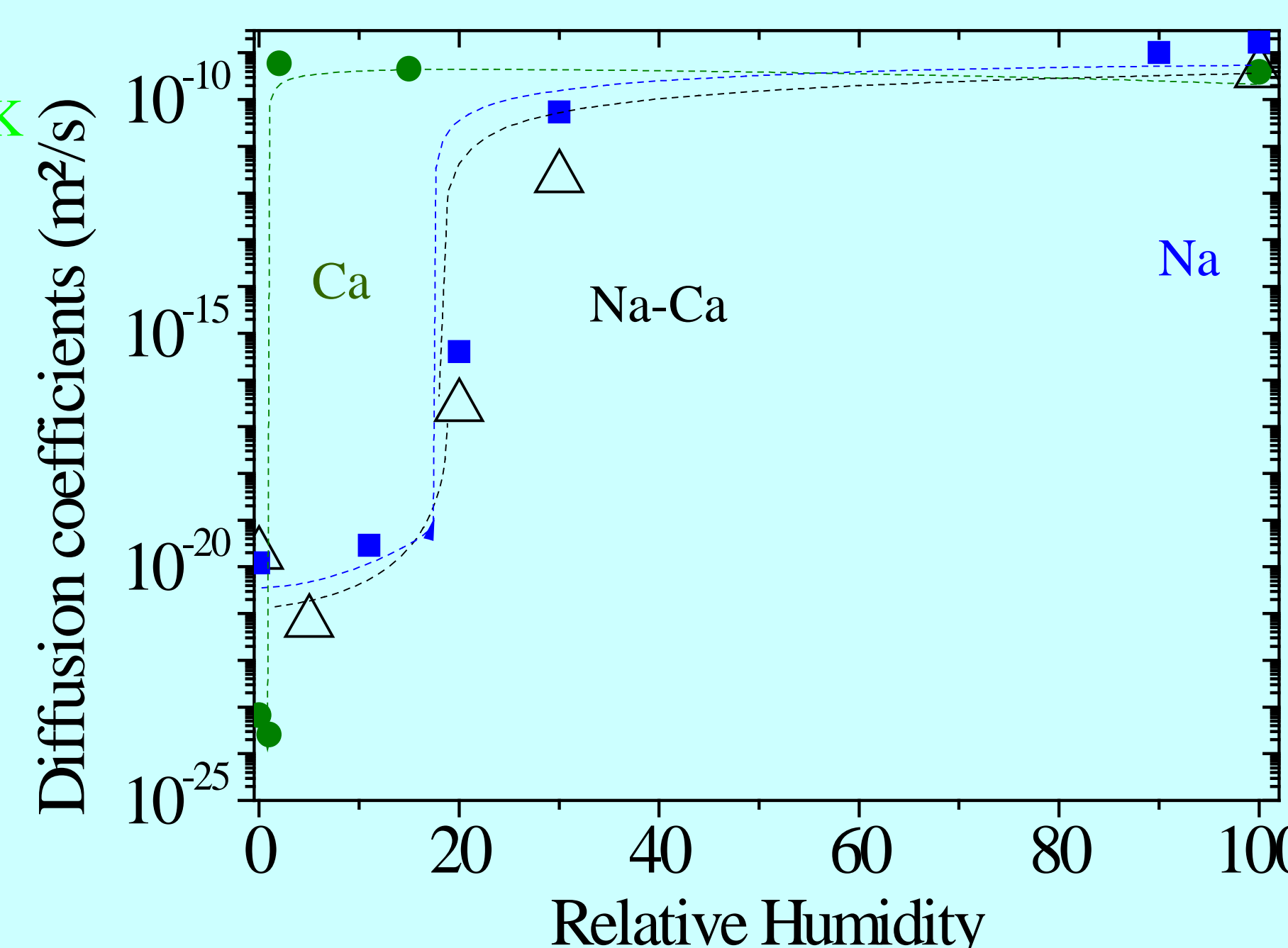
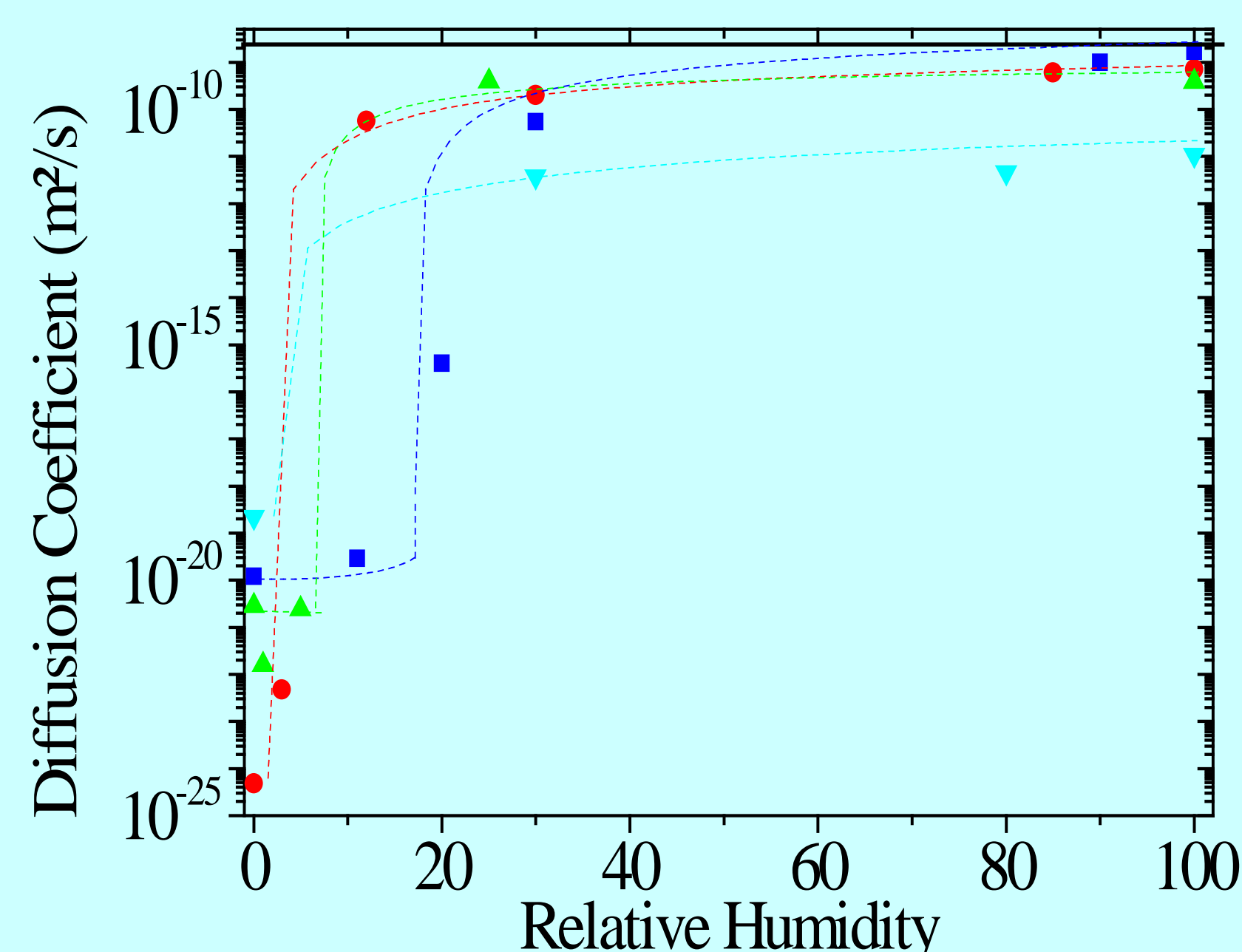


Diffusion coefficients at 20°C

$$D = \sigma kT / (z^2 e^2 c)$$

D is the diffusion coefficient
σ is the conductivity
k the Boltzmann constant & T the temperature
z the charge of the species & e the electrical charge
c the concentration of the species

The concentration of cations is estimated from the specific surface areas calculated from water adsorption isotherm



Comparison between evolution of d₀₀₁ from X-ray diffraction (see Ferrage et al., 2005) and evolution of the diffusion coefficients

Evolution of the mobility is impacted by both **the interlayer space opening and the hydration status of the extra-framework cation**

Conclusion

- Sequence of hydration is depending on the interlayer cation nature.
- High mobility/diffusion of the smaller cations confirms the weak interactions existing between the hydrated Li⁺ and Na⁺ compared to the others cations.
- In the case of the mixture Na/Ca cations → Ca²⁺ is hydrated at lower RH than the Na⁺ cation as confirmed by adsorption calorimetry