



HAL
open science

Specificity of ionic adsorption in silicas studied with molecular dynamics and potential of mean force

S. Hocine, Bertrand Siboulet, M. Duvail, Benoit Coasne, P. Turq,
Jean-François Dufrêche

► To cite this version:

S. Hocine, Bertrand Siboulet, M. Duvail, Benoit Coasne, P. Turq, et al.. Specificity of ionic adsorption in silicas studied with molecular dynamics and potential of mean force. LowPerm 2015 - Low permeability media and nanoporous materials from characterisation to modelling, Jun 2015, Rueil Malmaison, France. cea-02491621

HAL Id: cea-02491621

<https://cea.hal.science/cea-02491621>

Submitted on 26 Feb 2020

HAL is a multi-disciplinary open access archive for the deposit and dissemination of scientific research documents, whether they are published or not. The documents may come from teaching and research institutions in France or abroad, or from public or private research centers.

L'archive ouverte pluridisciplinaire **HAL**, est destinée au dépôt et à la diffusion de documents scientifiques de niveau recherche, publiés ou non, émanant des établissements d'enseignement et de recherche français ou étrangers, des laboratoires publics ou privés.

Specificity of ionic adsorption in silicas studied with molecular dynamics and potential of mean force



S. Hocine,¹ B. Siboulet,¹ M. Duval,¹ B. Coasne,² P. Turq,³ J.-F. Dufrêche¹

¹Institut de Chimie Séparative de Marcoule (ICSM), UMR 5257, CEA – CNRS – UM2 – ENSCM

Site de Marcoule, Bât. 426, BP 17171, F-30207 Bagnols-sur-Cèze Cedex, France

²Department of Civil and Environmental Engineering, Massachusetts Institute of Technology, 77 Massachusetts Avenue, Cambridge, MA 02139, USA

³Université Pierre et Marie Curie Paris VI, UMR 8234, PHENIX, F-75005 Paris, France



INTRODUCTION

Context

- ✓ Radionuclides retention in glasses
- ✓ Decontamination of polluted soils and water
- ✓ Ion exchange in mesoporous oxides

Objectives

- ✓ Analyse the role of the cation on adsorption
- ✓ Determinate thermodynamic and kinetics properties of ions in contact with charged surfaces

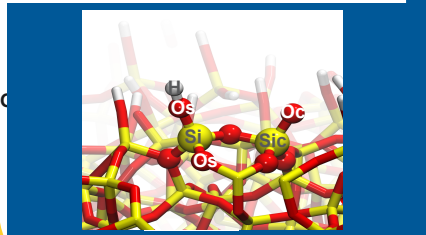


Fig.1: Snapshot from molecular dynamics showing the silica surface with atom types. [2]

01 BIASED MOLECULAR DYNAMICS

- ✓ DL_POLY
- ✓ Water model: SPC/E
- ✓ Simulation box: $2.8 \times 2.8 \times 5.0 \text{ nm}^3$
- ✓ Simulation time: 2 ns
- ✓ A single net charge on the surface (oxygen atom)
- ✓ Free energy profile vs. interatomic distance (PMF)
- ✓ Varying hydrophilicity: 1, 29 and 57 silanols
- ✓ Harmonic constraint at varying distances [3]

$$V = \frac{1}{2} k (r - r_0)^2$$

Stiffness constant Average distance

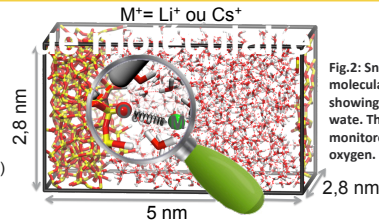


Fig.2: Snapshot of a molecular dynamic box showing ion interaction in water. The solvated ion is monitored on top of the oxygen.

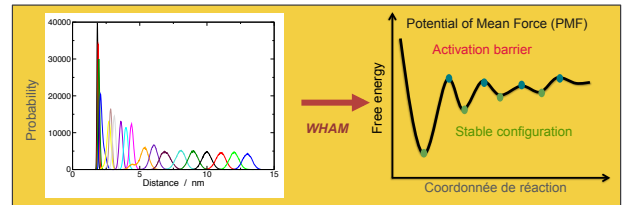


Fig.3: Histogram of probabilities vs. distance and free energy profile as produced by WHAM.

02 RESULTS

Association constants: two models for silica

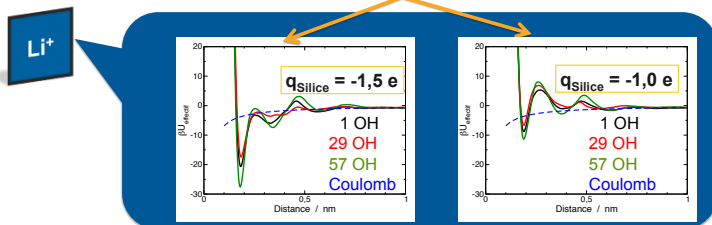


Fig.4 : Potential of Mean Force (PMF) for various surfaces (1 OH, 29 OH at 57 OH) in the case of Li^+ ion, vs. distance r and with $\epsilon_r = 78.4$ for the solvent.

Mean residence time : τ

τ_1 : Average mean time for the ion to leave the bonded position.

τ_2 : Average mean time for the ion to come to bonded position.

Ion	Charge on O_c	τ_1 (ns)	τ_2 (ns)	$\log K_D$ (L/mol)
Li	-1,0	1.6×10^{-7}	2.7×10^{-8}	0.15
	-1,5	1.1×10^{-6}	$1,8 \times 10^{-10}$	4.7

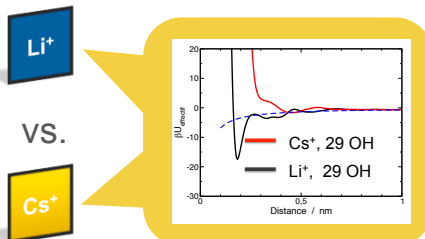
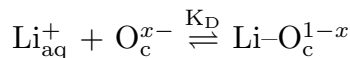


Fig.5 : Potential of Mean Force, for the Li^+ and Cs^+ , vs. the distance r , with $\epsilon_r = 78.4$ for the solvent.

We consider the following adsorption reaction:



The association constant can be calculated out of the free energy profile:

$$K_D(d) = 2\pi \int_0^{R_{max}} \exp(-\beta U^{eff}) r^2 dr$$

- ✓ The interaction is much stronger with Li^+ than with Cs^+ .
- ✓ Increasing hydrophilicity increases Li^+ adsorption.

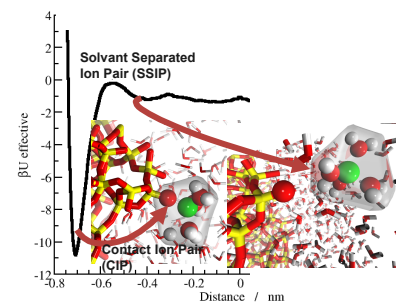


Fig.6 : In a Solvent Separated Ion pair, a single molecule is intercalated. This is the second minimum position.

03 CONCLUSIONS

- ✓ We developed a method which provides a quantitative analysis of solvated ion to charged surface analysis.
- ✓ PMF show oscillations similar to those observed between ions. The Lithium ion is more strongly bonded than the Cesium ion.
- ✓ Surface hydrophilicity increases Li^+ binding.
- ✓ Association constants are very high. This shows that modeling equilibria of such systems at the atomic level is problematic. [1]



Remerciements

In tribute to Professor Pierre Turq, deceased on 21st mai 2015.

We thank "L'Ecole Doctorale Sciences Chimiques Balard N° 459" for the grant of Sarah Hocine.

Références

- [1] S. Hocine *et al.*, *J. Chem. Phys.* (en préparation)
- [2] B. Siboulet *et al.*, "Hydrophobic transition in porous amorphous silica." *J. Phys. Chem. B*, 2011, **115**, 7881–7886
- [3] A. Grossfield, "WHAM : an implementation of the weighted histogram analysis method," 2008. <http://membrane.urmc.rochester.edu/content/wham>

