



HAL
open science

Table of radionuclides (Vol. 7 - A = 14 to 245)

Marie-Martine Bé, Vanessa Chisté, Christophe Dulieu, Xavier Mougeot, Valery Chechev, Filip Kondev, Alan Nichols, Xiaolong Huang, Baosong Wang

► **To cite this version:**

Marie-Martine Bé, Vanessa Chisté, Christophe Dulieu, Xavier Mougeot, Valery Chechev, et al.. Table of radionuclides (Vol. 7 - A = 14 to 245). Bureau International des Poids et Mesures. , 7, 2013, Table of radionuclides, 13 978-92-822-2248-5. cea-02476417

HAL Id: cea-02476417

<https://cea.hal.science/cea-02476417>

Submitted on 12 Feb 2020

HAL is a multi-disciplinary open access archive for the deposit and dissemination of scientific research documents, whether they are published or not. The documents may come from teaching and research institutions in France or abroad, or from public or private research centers.

L'archive ouverte pluridisciplinaire **HAL**, est destinée au dépôt et à la diffusion de documents scientifiques de niveau recherche, publiés ou non, émanant des établissements d'enseignement et de recherche français ou étrangers, des laboratoires publics ou privés.

Table of Radionuclides (Vol. 7 – $A = 14$ to 245)

M.-M. Bé, V. Chisté, C. Dulieu, X. Mougeot
V.P. Chechev
F.G. Kondev
A.L. Nichols
X. Huang, B. Wang



2013

BUREAU INTERNATIONAL DES POIDS ET MESURES

Pavillon de Breteuil, F-92310 SÈVRES

Édité par le BIPM,
Pavillon de Breteuil
F-92312 Sèvres Cedex
France

Imprimé par Reproduction Service

ISBN-13 978-92-822-2248-5 (Vol. 7)
ISBN-13 978-92-822-2249-2 (CD-Rom)

Preface

This monograph is one of several published in a series by the Bureau International des Poids et Mesures (BIPM) on behalf of the Consultative Committee for Ionizing Radiation (*Comité Consultatif des Rayonnements Ionisants*, CCRI¹). The aim of this series of publications is to review topics that are of importance for the measurement of ionizing radiation and especially of radioactivity, in particular those techniques normally used by participants in international comparisons. It is expected that these publications will prove to be useful reference volumes both for those who are already engaged in this field and for those who are approaching such measurements for the first time.

The purpose of this monograph, number 5 in the series, is to present the recommended values of nuclear and decay data for a wide range of radionuclides. Activity measurements for more than sixty-three of these radionuclides have already been the subject of comparisons under the auspices of Section II (dedicated to the Measurement of radionuclides) of the CCRI. The material for this monograph is now covered in seven volumes. The first two volumes contain the primary recommended data relating to half-lives, decay modes, x-rays, gamma-rays, electron emissions; alpha- and beta-particle transitions and emissions, and their uncertainties for a set of sixty-eight radionuclides, Volume 1 for those radionuclides with mass number up to and including 150 and Volume 2 for those radionuclides with mass number over 150. Volume 3 contains the equivalent data for twenty-six additional radionuclides as listed and re-evaluations for ¹²⁵Sb and ¹⁵³Sm. Volume 4 contains the data for a further thirty-one radionuclides with a re-evaluation for ²²⁶Ra and Volume 5 includes seventeen new radionuclide evaluations and eight re-evaluations of previous data as identified in the contents page. Volume 6 contains twenty-one new radionuclide evaluations and four re-evaluations, for ⁶⁴Cu, ²³⁶Np, ²³⁷Np and ²³⁹U. The present Volume 7 contains twenty-four new radionuclide evaluations and five re-evaluations, for ⁶⁷Ga, ²⁰⁸Tl, ²²⁸Th, ²⁴²Cm and ²⁴⁴Cm. The data have been collated and evaluated by an international working group (Decay Data Evaluation Project, DDEP) led by the Laboratoire National de Métrologie et d'Essais – Laboratoire National Henri Becquerel (LNE-LNHB). The evaluators have agreed on the methodologies to be used and the CD-ROM included with this monograph contains the evaluators' comments for each radionuclide in addition to the data tables included in the monograph itself.

The work involved in evaluating nuclear data is ongoing and the recommended values are kept up to date on the LNE-LNHB website at http://www.nucleide.org/DDEP_WG/DDEPdata.htm.

The BIPM and the DDEP are most grateful to the International Atomic Energy Agency (IAEA) for their assistance and financial support to some evaluators in the production of data for Volumes 1 to 3 through their Coordinated Research Project "Update of X Ray and Gamma Ray Decay Data Standards for Detector Calibration and Other Applications" and for Volumes 4 to 7 through their Coordinated Research Project "Updated Decay Data Library for Actinides". The BIPM and the DDEP are indebted also to some other evaluators who participate in the United States Nuclear Data Program (USNDP) for their support to these publications.

The publication of further volumes of Monographie 5 is envisaged when necessary to add new radionuclide data or re-evaluations in this more permanent format that can be referenced easily.

Although other data sets may still be used when evaluating radionuclide activity, use of this common, recommended data set should help to reduce the uncertainties in activity evaluations and lead to more coherent results for comparisons.

K. Carneiro
President of the CCRI

M.J.T. Milton
Director of the BIPM

¹ previously known as the *Comité Consultatif pour les Etalons de Mesure des Rayonnements Ionisants* (CCEMRI)

Monographie BIPM-5 – Table of Radionuclides, Volume 7

Marie-Martine BÉ, Vanessa CHISTÉ, Christophe DULIEU, Xavier MOUGEOT, Laboratoire National Henri Becquerel (LNHB), France;
Valery CHECHEV, Khlopin Radium Institute (KRI), Russia;
Filip G. KONDEV, Argonne National Laboratory (ANL), USA;
Alan L. NICHOLS, Department of Physics, University of Surrey, United Kingdom;
Xiaolong HUANG, Baosong WANG, China Institute of Atomic Energy (CIAE), China.

“TABLE DE RADIONUCLÉIDES”

Sommaire - Ce volume regroupe l'évaluation des radionucléides suivants :

^{14}C , ^{35}S , ^{36}Cl , ^{37}Ar , ^{45}Ca , ^{67}Ga , ^{68}Ga , ^{68}Ge , ^{127}Sb , ^{127}Te , $^{127\text{m}}\text{Te}$, ^{134}Cs , ^{141}Ce , ^{147}Nd , ^{147}Pm , ^{195}Au , ^{206}Hg , ^{207}Tl , ^{208}Tl , ^{209}Tl , ^{211}Pb , ^{211}At , ^{213}Bi , ^{215}Bi , ^{228}Th , ^{242}Cm , ^{243}Cm , ^{244}Cm , ^{245}Cm .

Les valeurs recommandées et les incertitudes associées comprennent : la période radioactive, les modes de décroissance, les émissions α , β , γ , X et électroniques ainsi que les caractéristiques des transitions correspondantes.

“TABLE OF RADIONUCLIDES”

Summary - This volume includes the evaluation of the following radionuclides:

^{14}C , ^{35}S , ^{36}Cl , ^{37}Ar , ^{45}Ca , ^{67}Ga , ^{68}Ga , ^{68}Ge , ^{127}Sb , ^{127}Te , $^{127\text{m}}\text{Te}$, ^{134}Cs , ^{141}Ce , ^{147}Nd , ^{147}Pm , ^{195}Au , ^{206}Hg , ^{207}Tl , ^{208}Tl , ^{209}Tl , ^{211}Pb , ^{211}At , ^{213}Bi , ^{215}Bi , ^{228}Th , ^{242}Cm , ^{243}Cm , ^{244}Cm , ^{245}Cm .

Primary recommended data comprise half-lives, decay modes, X-rays, gamma-rays, electron emissions, alpha- and beta-particle transitions and emissions, and their uncertainties.

“TABELLE DER RADIONUKLIDE”

Zusammenfassung – Dieser Band umfaßt die Evaluation der folgenden Radionuklide:

^{14}C , ^{35}S , ^{36}Cl , ^{37}Ar , ^{45}Ca , ^{67}Ga , ^{68}Ga , ^{68}Ge , ^{127}Sb , ^{127}Te , $^{127\text{m}}\text{Te}$, ^{134}Cs , ^{141}Ce , ^{147}Nd , ^{147}Pm , ^{195}Au , ^{206}Hg , ^{207}Tl , ^{208}Tl , ^{209}Tl , ^{211}Pb , ^{211}At , ^{213}Bi , ^{215}Bi , ^{228}Th , ^{242}Cm , ^{243}Cm , ^{244}Cm , ^{245}Cm .

In diesem Bericht sind evaluierte Werte der Halbwertszeiten, Übergangswahrscheinlichkeiten und Übergangsenergien von α , β^- , β^+ , EC- und Gammaübergängen, Konversionskoeffizienten von Gammaübergängen sowie der Emissionswahrscheinlichkeiten von Röntgen- und Gammaquanten, Auger- und Konversionselektronen und deren Unsicherheiten zusammengefaßt.

“ТАБЛИЦА РАДИОНУКЛИДОВ”

Резюме. Этот том включает оценки характеристик распада для следующих нуклидов:

^{14}C , ^{35}S , ^{36}Cl , ^{37}Ar , ^{45}Ca , ^{67}Ga , ^{68}Ga , ^{68}Ge , ^{127}Sb , ^{127}Te , $^{127\text{m}}\text{Te}$, ^{134}Cs , ^{141}Ce , ^{147}Nd , ^{147}Pm , ^{195}Au , ^{206}Hg , ^{207}Tl , ^{208}Tl , ^{209}Tl , ^{211}Pb , ^{211}At , ^{213}Bi , ^{215}Bi , ^{228}Th , ^{242}Cm , ^{243}Cm , ^{244}Cm , ^{245}Cm .

Основные рекомендуемые данные включают периоды полураспада, виды распада, X-излучение, гамма-излучение, электронное излучение, альфа- и бета- переходы и излучения, а также погрешности рассмотренных величин.

“TABLA DE RADIONUCLEIDOS”

Contenido – Este volumen agrupa la evaluación de los radionucleidos siguientes:

^{14}C , ^{35}S , ^{36}Cl , ^{37}Ar , ^{45}Ca , ^{67}Ga , ^{68}Ga , ^{68}Ge , ^{127}Sb , ^{127}Te , $^{127\text{m}}\text{Te}$, ^{134}Cs , ^{141}Ce , ^{147}Nd , ^{147}Pm , ^{195}Au , ^{206}Hg ,
 ^{207}Tl , ^{208}Tl , ^{209}Tl , ^{211}Pb , ^{211}At , ^{213}Bi , ^{215}Bi , ^{228}Th , ^{242}Cm , ^{243}Cm , ^{244}Cm , ^{245}Cm .

Los valores recomendados y las incertidumbres asociadas comprenden: el período de semidesintegración radiactiva, los modos de desintegración, las emisiones α , β , γ , X y electrónicas incluyendo las características de las transiciones correspondientes.

TABLE DE RADIONUCLÉIDES
TABLE OF RADIONUCLIDES
TABELLE DER RADIONUKLIDE
ТАБЛИЦА РАДИОНУКЛИДОВ
TABLA DE RADIONUCLEIDOS

Marie-Martine BÉ, Vanessa CHISTÉ, Christophe DULIEU, Xavier MOUGEOT, Laboratoire National Henri Becquerel (LNHB), France;
Valery CHECHEV, Khlopin Radium Institute (KRI), Russia;
Filip G. KONDEV, Argonne National Laboratory (ANL), USA;
Alan L. NICHOLS, Department of Physics, University of Surrey, United Kingdom;
Xiaolong HUANG, Baosong WANG, China Institute of Atomic Energy (CIAE), China.

TABLE DE RADIONUCLÉIDES

INTRODUCTION

Le Laboratoire National Henri Becquerel (LNHB) a commencé l'étude des données nucléaires et atomiques qui caractérisent la décroissance des radionucléides en 1974. Ces évaluations ont fait l'objet de la publication des quatre volumes de la Table de Radionucléides [87Ta, 99Be] et de six volumes de la *Monographie* BIPM-5 [04Be, 06Be, 08Be, 10Be, 11Be]. Ce nouveau volume s'inscrit dans la continuation du travail précédent.

D'autre part, pour des raisons évidentes, telles la facilité de mise à jour des données ou la commodité de consultation pour les utilisateurs, le LNHB a créé une base de données informatisée. Le logiciel NUCLEIDE est la forme informatisée de cette table, il permet un accès aisé aux différentes informations à l'aide de menus déroulants atteints par un simple « clic » sur un « bouton ».

Le propos de la Table est d'étudier un nombre limité de radionucléides utiles dans le domaine de la métrologie ou dans des domaines variés d'applications (médecine nucléaire, environnement, cycle du combustible, etc.) et d'en présenter une étude complète.

Les données recommandées comprennent : la période radioactive, les modes de décroissance, les émissions α , β , γ , X et électroniques ainsi que les caractéristiques des transitions associées.

Dans le but de mettre à jour et d'ajouter de nouvelles évaluations plus rapidement Le Laboratoire National Henri Becquerel (LNHB, France) et le Physikalisch - Technische Bundesanstalt (PTB, Germany) ont établi un accord de coopération. Ils ont ensuite été rejoints par Idaho National Engineering & Environmental Laboratory (INEEL, USA), Lawrence Berkeley National Laboratory (LBNL, USA) et Khlopin Radium Institute (KRI, Russia). Le premier travail de cette collaboration internationale a été d'établir une méthode et des règles communes d'évaluation. Les évaluations proposent des valeurs recommandées et leurs incertitudes. Ces valeurs ont été évaluées à partir des données expérimentales disponibles. A défaut, elles sont issues de calculs théoriques. Toutes les références utilisées pour l'évaluation d'un radionucléide sont listées à la fin de chaque chapitre.

Ce volume est le septième de la *Monographie* 5 publiée sous l'égide du BIPM.

VALEURS RECOMMANDÉES ET INCERTITUDES

Les principales étapes pour l'évaluation des données et leurs incertitudes sont :

- une analyse critique de toutes les publications disponibles afin de retenir ou non une valeur et son incertitude, ramenée à l'incertitude-type composée ;
- la détermination d'une valeur recommandée qui est, selon les cas, une moyenne simple ou pondérée des valeurs issues des publications, ceci est décidé après examen du chi carré réduit. Dans le cas d'une moyenne pondérée, le poids relatif de chaque valeur est limité à 50 %. L'incertitude, notée u_c , est la plus grande des valeurs des incertitudes interne ou externe ; dans le cas de valeurs incompatibles elle peut être étendue pour recouvrir la valeur la plus précise.

Pour certaines applications il est nécessaire de définir une incertitude élargie, notée U , telle que :

$$U(y) = k \times u_c(y) \quad \text{où } k \text{ est le facteur d'élargissement.}$$

La valeur de k retenue pour cette publication est : $k = 1$.

Les valeurs d'incertitude indiquées portent sur les derniers chiffres significatifs, ainsi :

9,230 (11) signifie $9,230 \pm 0,011$ et

9,2 (11) $9,2 \pm 1,1$

Si une valeur est donnée sans incertitude, cela signifie qu'elle est considérée comme douteuse. Elle est indiquée à titre indicatif et souvent a été estimée en fonction du schéma de désintégration comme étant « de l'ordre de ».

Des précisions concernant les techniques d'évaluation peuvent être obtenues dans les références [85Zi], [96He], [99In] (voir rubrique Références) ou directement auprès des auteurs.

La description physique des données évaluées est disponible dans la référence [99In].

NUMÉROTAGE

Les niveaux d'un noyau sont numérotés, arbitrairement, de 0 pour le niveau fondamental à n pour le n ème niveau excité. Les diverses transitions sont ainsi repérées par leur niveau de départ et leur niveau d'arrivée.

Dans le cas de transition de faible probabilité qu'il n'est pas possible de situer sur le schéma de désintégration, les niveaux de départ et d'arrivée sont notés $(-1, n)$.

Dans le cas de l'émission gamma de 511 keV qui suit une désintégration bêta plus, la notation adoptée est : $(-1, -1)$.

UNITÉS

Les valeurs recommandées sont exprimées :

- pour les périodes :

	Symbole
. en secondes pour $T_{1/2} \leq 60$ secondes	s
. en minutes pour $T_{1/2} > 60$ secondes	min
. en heures pour $T_{1/2} > 60$ minutes	h
. en jours pour $T_{1/2} > 24$ heures	d
. en années pour $T_{1/2} > 365$ jours	a

1 année = 365,242 198 jours = 31 556 926 secondes ;

- pour les probabilités de transition et nombre de particules émises, les valeurs sont données pour 100 désintégrations ;

- les énergies sont exprimées en keV.

Remarque : Si une valeur plus précise de la période est nécessaire, par exemple en jours plutôt qu'en années, le lecteur se référera aux commentaires de l'évaluation inclus sur le CD-Rom ou sur les sites web du LNE-LNHB ou du BIPM. Ceci évitera l'introduction d'erreurs d'arrondi supplémentaires en cas de conversion d'unités.

AVERTISSEMENT

Ce document a été imprimé en 2013, pour toutes les nouvelles évaluations et mises à jour ultérieures, le lecteur se référera aux documents accessibles sur :

<http://www.nucleide.org/NucData.htm>

<http://www.bipm.org/fr/publications/monographie-ri-5.html>

TABLE OF RADIONUCLIDES

INTRODUCTION

The evaluation of decay data for the “Table de Radionucléides” by the Bureau National de Métrologie – Laboratoire National Henri Becquerel/Commissariat à l’Énergie Atomique (BNM – LNHB/CEA) began in 1974, continued to 1987 and four volumes were published [87Ta, 99Be]. This work has been pursued and six volumes of evaluations have already been published as *Monographie* BIPM-5 [04Be, 06Be, 08Be, 10Be, 11Be].

Moreover, LNHB developed a database and related software (NUCLÉIDE) with the objectives of making it easier to update and add data and, obviously, to offer easy access to the nuclear and atomic decay data to the user by “click on the button” facilities.

The aim of this Table is to provide recommended data for nuclides of special interest for metrology or practical applications like nuclear medicine, monitoring and reactor shielding, etc.

Primary recommended data comprise half-lives, decay modes, X-rays, gamma-rays, electron emissions, alpha- and beta-particle transitions and emissions, and their uncertainties. All the references used for the evaluations are given.

In order to update the data of the nuclides already present and to add new evaluations, the Laboratoire National Henri Becquerel (LNHB, France) and the Physikalisch-Technische Bundesanstalt (PTB, Germany) established a cooperative agreement; they were then joined by the Idaho National Engineering & Environmental Laboratory (INEEL, USA), the Lawrence Berkeley National Laboratory (LBNL, USA) and the Khlopin Radium Institute (KRI, Russia). This international collaboration is based on an informal agreement; the initial work of this group was to discuss and to agree on a methodology to be used in these evaluations. The data and associated uncertainties were evaluated from all available experiments and taking into account theoretical considerations.

This volume is the seventh in the series of the *Monographie* 5 published under the auspices of the BIPM.

RECOMMENDED VALUES AND UNCERTAINTIES

The main steps for the evaluation of the data and their uncertainties are:

- a critical analysis of all available original publications in order to accept or not each value and its uncertainty reduced to the combined standard uncertainty;
- the determination of the best value which is either the weighted or the unweighted average of the retained values, this is decided after examination of the reduced χ^2 value. For a weighted average of discrepant data, each weight is limited to 50 %, and the uncertainty, designated u_c , is the larger of the internal or external uncertainty values, which may be expanded to cover the most precise input value.

For some applications it may be necessary to define an expanded uncertainty, designated U , as:

$$U(y) = k \times u_c(y) \quad \text{where } k \text{ is the coverage factor.}$$

In this publication, standard uncertainties are quoted (i.e. $k = 1$).

The value of the uncertainty, in parentheses, applies to the least significant digits, i.e.:

$$\begin{array}{l} 9.230 (11) \text{ means } 9.230 \pm 0.011 \quad \text{and} \\ 9.2 (11) \quad \quad \quad 9.2 \pm 1.1 \end{array}$$

A value given without an uncertainty is considered questionable. It is provided for information and often its order of magnitude is estimated from the decay scheme.

Information on evaluation methods may be obtained from references [85Zi, 96He, 99In] or directly from the authors.

Information on the meaning of physical data may be obtained from reference [99In].

NUMBERING

Nuclear levels are arbitrarily numbered from 0 (for the ground state level) to n (for the n th excited level). All transitions are designated by their initial and final levels.

For transitions with weak emission probabilities that are not shown by an arrow in the decay scheme, the initial and final levels are noted $(-1, n)$.

For a 511 keV gamma emission, which follows a beta plus disintegration, the adopted numbering is $(-1, -1)$.

UNITS

The recommended values are given:

- for half-lives:

	Symbol
. in seconds for $T_{1/2} \leq 60$ seconds	s
. in minutes for $T_{1/2} > 60$ seconds	min
. in hours for $T_{1/2} > 60$ minutes	h
. in days for $T_{1/2} > 24$ hours	d
. in years for $T_{1/2} > 365$ days	a

1 year = 1 a = 365.242 198 d = 31 556 926 s

- for transition probabilities and number of emitted particles, the values are given for 100 disintegrations of the parent nuclide.

- for energies, the values are expressed in keV.

Remark: When a more precise evaluation of a half life is required, for example in days instead of years, the reader is referred to the commented evaluation included on the CD ROM or on the websites of the LNE-LNHB or the BIPM. This will avoid the introduction of rounding errors.

NOTICE

This report was printed in 2013. New evaluations and updated issues will be available on:

<http://www.nucleide.org/NucData.htm>

<http://www.bipm.org/en/publications/monographie-ri-5.html>

TABELLE DER RADIONUKLIDE

EINLEITUNG

Die Evaluation der Zerfallsdaten für die „Table de Radionucléides“ durch das Laboratoire National Henri Becquerel (BNM-LNHB/CEA) begann im Jahre 1974, diese Arbeit wurde bis 1987 fortgesetzt, und es wurden vier Bände veröffentlicht [87Ta, 99Be]. Seitdem sind des weiteren sechs Bände der *Monographie* BIPM-5 [04Be, 06Be, 08Be, 10Be, 11Be] erschienen. Der vorliegende neue Band stellt die Fortsetzung der vorhergehenden Arbeit dar.

Darüber hinaus wurde im LNHB eine computerbasierte Datenbank entwickelt. Die Software NUCLEIDE erleichtert die Aktualisierung und die Einbeziehung weiterer Daten und ermöglicht den Zugang zu den Kern- und Atomdaten für den Anwender „auf Tastendruck“.

Der Zweck dieser Tabelle ist es, empfohlene Daten einer begrenzten Anzahl von Radionukliden für metrologische und praktische Anwendungen wie etwa in der Nuklearmedizin, der Umweltüberwachung, dem Brennstoffkreislauf, der Reaktorabschirmung usw. zur Verfügung zu stellen.

Die empfohlenen Daten betreffen die Halbwertszeit, die Art des Zerfalls und die Charakteristika der α -, β -, γ -, Röntgen- und Elektronenemissionen und der entsprechenden Übergänge.

Um die bereits vorliegenden Daten zu aktualisieren und neue Evaluationen schneller einbeziehen zu können, vereinbarten das Laboratoire National Henri Becquerel (LNHB, Frankreich) und die Physikalisch-Technische Bundesanstalt (PTB, Deutschland) eine Übereinkunft zur Zusammenarbeit. Es schlossen sich das Idaho National Engineering and Environmental Laboratory (INEEL, USA), das Lawrence Berkeley National Laboratory (LBNL, USA) und das Khlopin Radium Institute (KRI, Rußland) an. Eine der ersten Arbeiten dieser Gruppe war es, die in diesen Evaluationen benutzte Methodologie zu diskutieren und festzulegen. Die Datenbank umfaßt empfohlene Daten und ihre Unsicherheiten, die aus den verfügbaren experimentellen Daten oder theoretischen Berechnungen gewonnen wurden. Alle für die Evaluation benutzten Referenzen werden angegeben.

Dieser Band ist die siebte Ausgabe der *Monographie* BIPM-5.

EMPFOHLENE WERTE UND UNSICHERHEITEN

Die Hauptschritte für die Evaluation der Daten und Unsicherheiten sind:

- Eine kritische Analyse aller verfügbaren Veröffentlichungen, um einen jeweils veröffentlichten Wert und seine Unsicherheit - auf die kombinierte Standardunsicherheit zurückgeführt - zu berücksichtigen oder auszuschließen.
- Die Bestimmung eines empfohlenen Wertes, der entweder das gewichtete oder das ungewichtete Mittel der veröffentlichten Werte ist. Die Entscheidung wird nach der Prüfung des reduzierten Chi-Quadrat-Werts getroffen. Im Falle des gewichteten Mittels wird das Gewicht jedes Einzelwerts auf 50 % begrenzt. Die Unsicherheit, als u_c bezeichnet, ist der größere Wert der inneren oder äußeren Unsicherheit. Für einen diskrepanten Datensatz kann sie so vergrößert werden, daß der genaueste Einzelwert in der Unsicherheit mit eingeschlossen ist.

Für einige Anwendungen ist es notwendig, eine vergrößerte Unsicherheit, als U bezeichnet, wie folgt zu definieren:

$$U(y) = k \times u_c(y) \quad \text{wo } k \text{ der Erweiterungsfaktor ist.}$$

Für die vorliegende Veröffentlichung ist die erweiterte Unsicherheit mit $k = 1$ berechnet.

Die Werte der Unsicherheit beziehen sich auf die letzten Stellen, d. h.:

9,230(11) bedeutet $9,230 \pm 0,011$ und

9,2(11) bedeutet $9,2 \pm 1,1$

Wenn ein Wert ohne Unsicherheit angegeben ist, bedeutet das, daß dieser Wert als fragwürdig zu betrachten ist. Er wird zur Information mitgeteilt und ist oft abgeschätzt aus dem Zerfallsschema im Sinne „in der Größenordnung von“.

Informationen über die Evaluationsprozedur können aus den Referenzen [85Zi, 96He, 99In] oder direkt von den Autoren bezogen werden.

Die Bedeutung der evaluierten Daten kann aus Ref. [99In] entnommen werden.

NUMERIERUNG

Die Kernniveaus werden willkürlich numeriert von 0 für den Grundzustand bis zu n für das n -te angeregte Niveau. Alle Übergänge werden durch ihr Ausgangs- und Endniveau gekennzeichnet. Für Übergänge mit geringen Wahrscheinlichkeiten, die nicht im Zerfallsschema gezeigt werden können, werden als Ausgangs- und Endniveau $(-1, n)$ angegeben.

Für die 511 keV-Gamma-Emission, die dem Beta Plus-Zerfall folgt, ist die angenommene Numerierung $(-1, -1)$.

EINHEITEN

Die empfohlenen Werte sind ausgedrückt:

- für Halbwertszeiten:

. in Sekunden für $T_{1/2} \leq 60$ Sekunden	s
. in Minuten für $T_{1/2} > 60$ Sekunden	min
. in Stunden für $T_{1/2} > 60$ Minuten	h
. in Tagen für $T_{1/2} > 24$ Stunden	d
. in Jahren für $T_{1/2} > 365$ Tage	a

$$1 \text{ a} = 365,242 \text{ 198 d} = 31 \text{ 556 926 s}$$

- für Übergangswahrscheinlichkeiten und die Anzahl der emittierten Teilchen werden Werte angegeben, die sich auf 100 Zerfälle beziehen.

- die Werte der Energien sind in keV ausgedrückt.

HINWEIS

Dieses Dokument wurde im Jahre 2013 erstellt. Alle späteren Fassungen oder neueren Evaluationen können vom Leser unter

<http://www.nucleide.org/NucData.htm>

<http://www.bipm.org/en/publications/monographie-ri-5.html>

abgerufen werden.

ТАБЛИЦА РАДИОНУКЛИДОВ

ВВЕДЕНИЕ

Оценка данных распада для Table de Radionucléides, BNM – LNHB/CEA, была начата в 1974 г. и продолжалась до 1987 г. К тому времени были опубликованы четыре тома [87Ta] и затем, в 1999 г., был опубликован пятый том, содержащий ревизованные оценки для 30 выбранных радионуклидов [99Be]. Эта работа была продолжена, и три тома были опубликованы как *Monographie BIPM-5* [04Be, 06Be, 08Be, 10Be, 11Be].

В дополнение в LNHB была разработана компьютерная форма Table de Radionucléides (программа NUCLEIDE) с тем, чтобы обеспечить более простое обновление и дополнение данных и, очевидно, также с целью предложить пользователю более легкий доступ к ядерным и атомным данным распада путем "нажатия кнопки".

Цель настоящего издания - дать рекомендованные данные для нуклидов, представляющих специфический интерес для метрологии или практических приложений, таких как ядерная медицина, мониторинг, реакторная защита и др.

Первичные рекомендованные данные включают периоды полураспада, виды распада, характеристики X- и гамма-излучений, электронных излучений, альфа- и бета-переходов и излучений и погрешности величин этих характеристик. В книге дан полный список литературы, использованной для оценок.

Для того чтобы обновить данные по нуклидам, уже имеющимся в Table de Radionucléides, и добавить новые оценки, Национальная лаборатория им. Анри Беккереля (LNHB, Франция) и Физико-Технический Институт (PTB, Германия) заключили кооперативное соглашение. К ним затем присоединились Национальная лаборатория прикладных и экологических исследований Айдахо (INEEL, США), Лоуренсовская Национальная Лаборатория Беркли (LBNL, США) и Радиевый институт им. В.Г. Хлопина (KRI, Россия). Это международное сотрудничество основано на неформальном соглашении. Первоначальная работа состояла в обсуждении и принятии согласованной методологии, которая должна быть использована в этих оценках. Данные и связанные с ними погрешности были оценены с использованием всех имеющихся в распоряжении результатов экспериментов и с учетом теоретических рассуждений.

Настоящий том представляет собой шестой выпуск *Monographie BIPM-5*.

РЕКОМЕНДОВАННЫЕ ЗНАЧЕНИЯ И ПОГРЕШНОСТИ

Основные шаги для оценки данных и их погрешностей следующие:

- критический анализ всех имеющихся оригинальных публикаций, чтобы принять или отвергнуть данное значение и его погрешность, приведенную к комбинированному стандартному отклонению;
- определение лучшего значения, которое является взвешенным или невзвешенным средним сохраненных величин; выбор взвешенного или невзвешенного среднего определяется анализом величины χ^2 . В случае среднего взвешенного вес каждого оригинального результата ограничивается 50 %. В качестве итоговой погрешности (u_c) принимается большая из двух погрешностей среднего взвешенного: внутренней и внешней. Для расходящегося набора данных она может быть расширена, чтобы перекрыть самое точное входное значение.

Для некоторых применений может оказаться необходимым расширенная погрешность (U), выраженная как: $U(y) = k \times u_c(y)$, где k - коэффициент перекрытия. Для этой публикации принято $k = 1$.

Значение погрешности, в скобках, приводится в единицах последней значащей цифры, т.е.:
9,230 (11) означает $9,230 \pm 0,011$ и
9,2 (11) $9,2 \pm 1,1$

Если значение величины дается без погрешности, она считается сомнительной и приводится для информации. Такие величины часто оценивались из схемы распада под рубрикой "порядка".

Информацию о процедурах оценки можно получить из публикаций [85Zi, 96He, 99In] или непосредственно от авторов.

Информация о смысле физических величин может быть получена из [99In].

НУМЕРАЦИЯ

Ядерные уровни произвольно пронумерованы от 0 для основного состояния до n для n -ого возбужденного уровня. Все переходы обозначаются по их начальному и конечному уровням.

Для слабых переходов, не показанных стрелкой в схеме распада, начальный и конечный уровни обозначаются как $(-1, n)$.

Для гамма-излучения с энергией 511 кэВ, которое следует за бета-плюс распадом, принято обозначение $(-1, -1)$.

ЕДИНИЦЫ

Рекомендованные значения выражены:

- для периодов полураспада:
 - в секундах для $T_{1/2} \leq 60$ секунд s
 - в минутах для $T_{1/2} > 60$ секунд min
 - в часах для $T_{1/2} > 60$ минут h
 - в сутках для $T_{1/2} > 24$ часов d
 - в годах для $T_{1/2} > 365$ суток a

1 год = 365,242198 суток = 31 556 926 секунд

- для вероятностей переходов и числа испускаемых частиц значения даны на 100 распадов;
- для энергий значения выражены в килоэлектронвольтах (keV).

ПРИМЕЧАНИЕ

Этот выпуск подготовлен в 2013 г. Новые оценки и обновленные результаты можно найти на сайте:

<http://www.nucleide.org/NucData.htm>

<http://www.bipm.org/en/publications/monographie-ri-5.html>

TABLA DE RADIONUCLEIDOS

INTRODUCCION

El Laboratorio Nacional Henri Becquerel (LNHB) inició en 1974 el estudio de datos nucleares y atómicos que caracterizan la desintegración de radionucleidos. Esas evaluaciones han permitido la publicación de cuatro volúmenes de la Tabla de Radionucleidos [87Ta, 99Be]. Este nuevo volumen es el siguiente en la continuación del estudio precedente *Monographie* BIPM-5 [04Be, 06Be, 08Be, 10Be, 11Be].

Para facilitar la corrección de nueva información y mejorar la comodidad de consulta a los lectores, el LNHB a creado una base de datos informatizada. El programa NUCLEIDE permite el acceso a la Tabla de Radionucleidos con la ayuda de menús en cascada disponibles con un simple « clic ».

El objetivo de la Tabla de Radionucleidos es el de proporcionar información sobre un número limitado de radionucleidos utilizados en el campo de la metrología o en otras disciplinas (medicina nuclear, medio ambiente, ciclo del combustible, etc.)

Los datos recomendados incluyen : el período de semidesintegración, los modos de desintegración, las emisiones α , β , γ , X y de electrones atómicos asociados a las mismas.

Con el propósito de actualizar y agregar nuevas evaluaciones rápidamente el *Laboratoire National Henri Becquerel* (LNHB, Francia) y el *Physikalisch-Technische Bundesanstalt* (PTB, Alemania) establecieron un acuerdo de colaboración. Posteriormente se unieron el *Idaho National Engineering & Environmental Laboratory* (INEEL, USA), *Lawrence Berkeley National Laboratory* (LBNL, USA) y *Khlopin Radium Institute* (KRI, Rusia). El primer trabajo de esta colaboración internacional fue el de establecer el método y las reglas comunes de evaluación. Las evaluaciones proponen valores recomendados e incertidumbres asociadas. Éstos valores han sido evaluados a partir de datos experimentales. En su ausencia, los valores se obtienen por cálculos teóricos. Todas las referencias utilizadas para la evaluación de un radionucleido se citan al final de cada capítulo.

VALORES RECOMENDADOS E INCERTIDUMBRES

Las principales etapas para evaluar datos con sus incertidumbres son:

- Un análisis crítico de todas las publicaciones disponibles con el fin de obtener un valor con su incertidumbre, considerada como incertidumbre típica combinada.
- La determinación de un valor recomendado que es, según el caso, una media simple o ponderada de valores obtenidos de publicaciones. Ésto se decide tras el chi-cuadrado reducido. En el caso de una media ponderada para conjuntos de valores discrepantes, el peso estadístico relativo de cada valor es limitado al 50 %. La incertidumbre, u_c , es el mayor de los valores de las incertidumbres interna o externa. En el caso de conjuntos de valores discrepantes, este valor puede ser extendido con el fin de incluir el valor experimental más preciso.

Para ciertas aplicaciones, es necesario definir una incertidumbre expandida, llamada U :

$$U(y) = k \times u_c(y) \quad \text{donde } k \text{ es el factor de cobertura.}$$

El valor de k utilizado en esta publicación es: $k = 1$.

Los valores de incertidumbres indicados entre paréntesis corresponden a las últimas cifras significativas, por ejemplo:

$$\begin{array}{lll} 9,230 \text{ (11)} & \text{significa} & 9,230 \pm 0,011 \quad \text{y} \\ 9,2 \text{ (11)} & \text{significa} & 9,2 \pm 1,1 \end{array}$$

Valores dados sin incertidumbres se consideran dudosos (usualmente se presentan como valores aproximados, y a menudo estimados a partir de los esquemas de desintegración).

Para más información sobre las técnicas de evaluación consultar [85Zi], [96He], [99In] o directamente con el autor.

NUMERACION

Los niveles de un núcleo están arbitrariamente numerados desde “0” (para el nivel fundamental), hasta “ n ” para el n ésimo nivel excitado. Las transiciones se representan por sus niveles inicial y final.

En el caso de una transición débil e imposible de situar en el esquema de desintegración, el nivel inicial y el final están designados con la siguiente notación: $(-1, n)$.

En el caso de una emisión γ de 511 keV que sigue a una desintegración β^+ , la notación adoptada es: $(-1, -1)$.

UNIDADES

Los valores recomendados se dan:

- para los períodos de semidesintegración:

	Símbolo
. en segundos para $T_{1/2} \leq 60$ segundos	s
. en minutos para $T_{1/2} > 60$ segundos	min
. en horas para $T_{1/2} > 60$ minutos	h
. en días para $T_{1/2} > 24$ horas	d
. en años para $T_{1/2} > 365$ días	a

1 año = 365,242 198 días = 31 556 926 segundos;

- para las probabilidades de transición y número de partículas emitidas, los valores se dan por 100 desintegraciones;
- para las energías, los valores se expresan en keV.

ADVERTENCIA

Este documento ha sido imprimido en el 2013. Para obtener todas las nuevas evaluaciones actualizadas ulteriormente, el lector deberá referirse a los documentos disponibles en:

<http://www.nucleide.org/NucData.htm>

<http://www.bipm.org/en/publications/monographie-ri-5.html>

RÉFÉRENCES

REFERENCES

REFERENZEN

REFERENCIAS

[87Ta] **Table de Radionucléides**, F. Lagoutine, N. Coursol, J. Legrand. ISBN 2 7272 0078 1 (LMRI, 1982-1987).

[85Zi] **W.L. Zijp**, Netherland Energy Research Foundation, ECN, Petten, The Netherlands, Rep. ECN-179.

[96He] **R.G. Helmer**, Proceedings of the Int. Symp. "Advances in alpha-, beta- and gamma-ray Spectrometry", St. Petersburg, September 1996, p. 71.

[96Be] **M.-M. Bé, B. Duchemin and J. Lamé**. Nucl. Instrum. Methods A369 (1996) 523 and Bulletin du Bureau National de Métrologie 110 (1998).

[99In] **Table de Radionucléides. Introduction, nouvelle version**. Introduction, revised version. Einleitung, überarbeitete Fassung. ISBN 2 7272 0201 6, BNM-CEA/LNHB BP 52, 91191 Gif-sur-Yvette Cedex, France.

[99Be] **M.-M. Bé, E. Browne, V. Chechev, R.G. Helmer, E. Schönfeld**. Table de Radionucléides, ISBN 2 7272 0200 8 and ISBN 2 7272 0211 3(LHNB, 1988-1999).

[04Be] **M.M. Bé, E. Browne, V. Chechev, V. Chisté, R. Dersch, C. Dulieu, R.G. Helmer, T.D. MacMahon, A.L. Nichols, E. Schönfeld**. *Table of Radionuclides, Monographie BIPM-5, vol 1 & 2*, ISBN 92-822-2207-7 (set) and ISBN 92-822-2205-5 (CD), CEA/BNM-LNHB, 91191 Gif-sur-Yvette, France and BIPM, Pavillon de Breteuil, 92312 Sèvres, France.

and

M.M. Bé, E. Browne, V. Chechev, V. Chisté, R. Dersch, C. Dulieu, R.G. Helmer, N. Kuzmenko, A.L. Nichols, E. Schönfeld. NUCLEIDE, *Table de Radionucléides sur CD-Rom*, Version 2-2004, CEA/BNM-LNHB, 91191 Gif-sur-Yvette, France.

[06Be] **Marie-Martine BÉ, Vanessa CHISTÉ, Christophe DULIEU; Edgardo BROWNE, Coral BAGLIN; Valery CHECHEV, Nikolay KUZMENKO; Richard G. HELMER; Filip G. KONDEV; T. Desmond MACMAHON; Kyung Beom LEE**. *Table of Radionuclides, Monographie BIPM-5, vol. 3*, ISSN 92-822-2204-7 (set), ISBN 92-822-2218-7 (Vol. 3) and ISBN 92-822-2219-5 (CD), CEA/LNE-LNHB, 91191 Gif-sur-Yvette, France and BIPM, Pavillon de Breteuil, 92312 Sèvres, France.

[08Be] **Marie-Martine BÉ, Vanessa CHISTÉ, Christophe DULIEU; Edgardo BROWNE; Valery CHECHEV, Nikolay KUZMENKO; Filip G. KONDEV; Aurelian LUCA; Mónica GALÁN; Andrew PEARCE; Xiaolong HUANG**. *Table of Radionuclides, Monographie BIPM-5, vol. 4*, ISBN 92-822-2230-6 (Vol. 4) and ISBN 92-822-2231-4 (CD), CEA/LNE-LNHB, 91191 Gif-sur-Yvette, France and BIPM, Pavillon de Breteuil, 92312 Sèvres, France.

[10Be] **Marie-Martine BÉ, Vanessa CHISTÉ, Christophe DULIEU, Xavier MOUGEOT, Edgardo BROWNE, Valery CHECHEV, Nikolay KUZMENKO, Filip G. KONDEV, Aurelian LUCA, Mónica GALÁN, Arzu ARINC, Xiaolong HUANG, Alan NICHOLS**. *Table of Radionuclides, Monographie BIPM-5, vol.5*, ISBN 13 978-92-822-2234-8 (Vol. 5) et 13 978-92-822-2235-5 (CD-Rom), CEA/LNE-LNHB, 91191 Gif-sur-Yvette, France and BIPM, Pavillon de Breteuil, 92312 Sèvres, France.

Table of Radionuclides, Monographie BIPM-5, Commentaires, vol.5, ISBN 13 978-92-822-2235-5 (CD-Rom), CEA/LNE-LNHB, 91191 Gif-sur-Yvette, France and BIPM, Pavillon de Breteuil, 92312 Sèvres, France.

[11Be] **Marie-Martine BÉ, Vanessa CHISTÉ, Christophe DULIEU, Xavier MOUGEOT, Valery CHECHEV, Nikolay KUZMENKO, Filip G. KONDEV, Aurelian LUCA, Mónica GALÁN, Arzu ARINC, Xiaolong HUANG, B. WANG, Alan NICHOLS.** Table of Radionuclides, Monographie BIPM-5, vol.6, ISBN 13 978-92-822-2242-3 (Vol. 6) et 13 978-92-822-2243-0 (CD-Rom), CEA/LNE-LNHB, 91191 Gif-sur-Yvette, France and BIPM, Pavillon de Breteuil, 92312 Sèvres, France.

Table of Radionuclides, Monographie BIPM-5, Commentaires, vol.6, ISBN 13 978-92-822-2243-0 (CD-Rom), CEA/LNE-LNHB, 91191 Gif-sur-Yvette, France and BIPM, Pavillon de Breteuil, 92312 Sèvres, France.

AUTEURS POUR CORRESPONDANCE

AUTHOR'S MAIL ADDRESSES

ADRESSEN DER AUTOREN

AUTORES PARA CORRESPONDENCIA

Toutes demandes de renseignements concernant les données recommandées et la façon dont elles ont été établies doivent être adressées directement aux auteurs des évaluations.

Information on the data and the evaluation methods is available from the authors listed below.

Informationen über die Daten und Evaluationsprozeduren können bei den im folgenden zusammengestellten Autoren angefordert werden:

Todos los pedidos de información relativos a datos recomendados y la manera de establecerlos deben dirigirse directamente a los autores de las evaluaciones.

Dr. Arzu Arinc

National Physical Laboratory
Teddington,
Middlesex, TW11 OLM, United Kingdom
E-mail: Arzu.Arinc@npl.co.uk

Dr. Marie-Martine Bé

CEA/LNHB
91191 Gif-sur-Yvette, CEDEX, France
Tel: 33-1-69-08-46-41
Fax: 33-1-69-08-26-19
E-mail: mmbe@cea.fr

Dr. Valery P. Chechev

V.G. Khlopin Radium Institute
28, 2nd Murinsky Ave., 194021 St. Petersburg, Russia
Tel: 007 (812) 2473706
Fax: 007 (812) 2478095
E-mail: chechev@atom.nw.ru

Dr. Vanessa Chisté

CEA/LNHB
91191 Gif-sur-Yvette, CEDEX, France
Tel: 33-1-69-08-63-07
E-mail: vanessa.chiste@cea.fr

Dr. Mónica Galán

CIEMAT, Laboratorio de Metrología de Radiaciones Ionizantes
Avenida de la Complutense, 22
28040 Madrid, Spain
E-mail: monica.galan@ciemat.es

Dr. Xialong Huang

China Nuclear Data center
PO Box 275 (41)
Beijing, China
E-mail: huang@ciae.ac.cn

Dr. Filip G. Kondev

Applied Physics and Nuclear Data,
Nuclear Engineering Division
Argonne National Laboratory
9700 South Cass Ave. Argonne, IL 60439, USA
Tel: 1-(630) 252-4484
Fax: 1-(630) 252-5287
E-mail: kondev@anl.gov

Dr. Aurelian Luca

IFIN-HH/Radionuclide Metrology Laboratory
407 Atomistilor street
PO Box MG-6
077125 Mahurele, Ilfov County, Romania
E-mail: aluca@ifin.nipne.ro

Dr. Xavier Mougeot

CEA/LNHB
91191 Gif-sur-Yvette, CEDEX, France
E-mail: xavier.mougeot@cea.fr

Dr. Alan L. Nichols

Department of Physics
University of Surrey
Guildford GU2 7XH, United Kingdom
Tel: 44-1235-524077
E-mail: alanl.nichols@btinternet.com

Table of contents

(Volumes 5, 6 & 7)

List of radionuclides included in:

Volume 7 - A = 14 to 245			Volume 6 - A = 41 to 242			Volume 5 - A = 22 to 244		
Mass	Nuclide	Page	Mass	Nuclide	Page	Mass	Nuclide	Page
14	C-14	1	41	Ar-41	1	22	Na-22	1
35	S-35	5	59	Ni-59	7	40	K-40	7
36	Cl-36	9	64	Cu-64*	13	75	Se-75	13
37	Ar-37	15	99	Tc-99	21	124	Sb-124	21
45	Ca-45	21	109	Pd-109	27	207	Bi-207	33
67	Ga-67*	25	125	I-125	37	211	Bi-211	41
68	Ga-68	33	132	Te-132	43	217	At-217	47
68	Ge-68	41	182	Ta-182	49	225	Ra-225	53
127	Sb-127	47	209	Pb-209	61	225	Ac-225	59
127	Te-127	57	209	Po-209	65	228	Ra-228	81
127	Te-127m	63	211	Po-211	73	231	Th-231	85
134	Cs-134	73	215	Po-215	79	232	Th-232	95
141	Ce-141	81	215	At-215	85	233	Th-233*	101
147	Nd-147	87	219	At-219	91	233	Pa-233*	117
147	Pm-147	95	219	Rn-219	95	234	Th-234	127
195	Au-195	101	223	Fr-223	105	235	U-235	133
206	Hg-206	107	223	Ra-223	125	237	U-237*	145
207	Tl-207	113	228	Ac-228	139	238	Pu-238*	153
208	Tl-208*	119	231	Pa-231	165	240	Pu-240*	165
209	Tl-209	127	234	Pa-234	177	241	Am-241*	175
211	Pb-211	135	234	Pa-234m	213	242	Pu-242*	197
211	At-211	143	236	Np-236*	231	242	Am-242	203
213	Bi-213	153	237	Np-237*	239	243	Am-243*	209
215	Bi-215	163	239	U-239*	251	244	Am-244	217
228	Th-228*	171	242	Am-242m	267	244	Am-244m	223
242	Cm-242*	179						
243	Cm-243	189						
244	Cm-244*	201						
245	Cm-245	209						

* : updated evaluations

* : updated evaluations

* : updated evaluations

Table of contents

(Volumes 3 & 4)

List of radionuclides included in:

Volume 4 - A = 133 to 252			Volume 3 - A = 3 to 244		
Mass	Nuclide	Page	Mass	Nuclide	Page
133	I-133	1	3	H-3	1
133	Xe-133	11	55	Fe-55	5
133	Xe-133m	17	56	Co-56	11
135	Xe-135m	23	60	Co-60	23
139	Ce-139	31	63	Ni-63	29
206	Tl-206	39	65	Zn-65	33
210	Tl-210	45	79	Se-79	39
210	Pb-210	51	90	Sr-90	43
210	Bi-210	59	90	Y-90	47
210	Po-210	65	90	Y-90m	53
213	Po-213	71	108	Ag-108	59
214	Pb-214	75	108	Ag-108m	67
214	Bi-214	83	111	In-111	75
214	Po-214	111	125	Sb-125*	81
217	Rn-217	117	137	Cs-137	91
218	Po-218	121	153	Sm-153*	99
218	At-218	125	159	Gd-159	109
218	Rn-218	129	203	Pb-203	115
221	Fr-221	135	233	Pa-233	123
222	Rn-222	143	233	Th-233	133
226	Ra-226*	149	234	U-234	147
227	Ac-227	155	236	Np-236	155
232	U-232	169	236	Np-236m	163
236	U-236	177	237	U-237	169
237	Np-237	183	238	U-238	177
238	Np-238	195	242	Cm-242	185
239	U-239	205	243	Am-243	195
239	Np-239	221	244	Cm-244	203
239	Pu-239	231			
241	Pu-241	259			
246	Cm-246	269			
252	Cf-252	277			

* : updated evaluations

* : updated evaluations

Table of contents

(Volumes 1 & 2)

List of radionuclides included in:

Volume 2 - A = 151 to 242			Volume 1 - A = 1 to 150		
Mass	Nuclide	Page	Mass	Nuclide	Page
152	Eu-152	1	7	Be-7	1
153	Gd-153	21	11	C-11	7
153	Sm-153	27	13	N-13	11
154	Eu-154	37	15	O-15	17
155	Eu-155	59	18	F-18	21
166	Ho-166	67	24	Na-24	27
166	Ho-166m	75	32	P-32	35
169	Yb-169	87	33	P-33	41
170	Tm-170	99	44	Sc-44	45
177	Lu-177	107	44	Ti-44	51
186	Re-186	113	46	Sc-46	57
198	Au-198	121	51	Cr-51	63
201	Tl-201	129	54	Mn-54	71
203	Hg-203	135	56	Mn-56	77
204	Tl-204	141	57	Co-57	83
208	Tl-208	147	57	Ni-57	91
212	Bi-212	155	59	Fe-59	99
212	Pb-212	167	64	Cu-64	105
212	Po-212	173	66	Ga-66	113
216	Po-216	177	67	Ga-67	133
220	Rn-220	183	85	Kr-85	141
224	Ra-224	189	85	Sr-85	147
226	Ra-226	195	88	Y-88	153
227	Th-227	201	89	Sr-89	161
228	Th-228	227	93	Nb-93m	167
238	Pu-238	235	99	Mo-99	173
240	Pu-240	247	99	Tc-99m	183
241	Am-241	257	109	Cd-109	191
242	Pu-242	277	110	Ag-110	199
			110	Ag-110m	207
			123	I-123	219
			123	Te-123m	229
			125	Sb-125	235
			129	I-129	243
			131	I-131	249
			131	Xe-131m	257
			133	Ba-133	263
			140	Ba-140	271
			140	La-140	277

Table of contents

(Volumes 1 to 7 – All nuclides sorted by increasing mass number)

Mass	Nuclide	Vol/Page	Mass	Nuclide	Vol/Page	Mass	Nuclide	Vol/Page	Mass	Nuclide	Vol/Page
3	H-3	3 / 1	108	Ag-108	3 / 59	204	Tl-204	2 / 141	228	Th-228*	7 / 171
7	Be-7	1 / 1	108	Ag-108m	3 / 67	206	Hg-206	7 / 107	231	Th-231	5 / 85
11	C-11	1 / 7	109	Pd-109	6 / 27	206	Tl-206	4 / 39	231	Pa-231	6 / 165
13	N-13	1 / 11	109	Cd-109	1 / 191	207	Tl-207	7 / 113	232	Th-232	5 / 95
14	C-14	7 / 1	110	Ag-110	1 / 199	207	Bi-207	5 / 33	232	U-232	4 / 169
15	O-15	1 / 17	110	Ag-110m	1 / 207	208	Tl-208	2 / 147	233	Th-233	3 / 133
18	F-18	1 / 21	111	In-111	3 / 75	208	Tl-208*	7 / 119	233	Th-233*	5 / 101
22	Na-22	5 / 1	123	Te-123m	1 / 229	209	Tl-209	7 / 127	233	Pa-233	3 / 123
24	Na-24	1 / 27	123	I-123	1 / 219	209	Pb-209	6 / 61	233	Pa-233*	5 / 117
32	P-32	1 / 35	124	Sb-124	5 / 21	209	Po-209	6 / 65	234	Th-234	5 / 127
33	P-33	1 / 41	125	Sb-125	1 / 235	210	Tl-210	4 / 45	234	Pa-234	6 / 177
35	S-35	7 / 5	125	Sb-125*	3 / 81	210	Pb-210	4 / 51	234	Pa-234m	6 / 213
36	Cl-36	7 / 9	125	I-125	6 / 37	210	Bi-210	4 / 59	234	U-234	3 / 147
37	Ar-37	7 / 15	127	Sb-127	7 / 47	210	Po-210	4 / 65	235	U-235	5 / 133
40	K-40	5 / 7	127	Te-127	7 / 57	211	Pb-211	7 / 135	236	U-236	4 / 177
41	Ar-41	6 / 1	127	Te-127m	7 / 63	211	Bi-211	5 / 41	236	Np-236	3 / 155
44	Sc-44	1 / 45	129	I-129	1 / 243	211	Po-211	6 / 73	236	Np-236m	3 / 163
44	Ti-44	1 / 51	131	I-131	1 / 249	211	At-211	7 / 143	236	Np-236*	6 / 231
45	Ca-45	7 / 21	131	Xe-131m	1 / 257	212	Pb-212	2 / 167	237	U-237	3 / 169
46	Sc-46	1 / 57	132	Te-132	6 / 43	212	Bi-212	2 / 155	237	U-237*	5 / 145
51	Cr-51	1 / 63	133	I-133	4 / 1	212	Po-212	2 / 173	237	Np-237	4 / 183
54	Mn-54	1 / 71	133	Xe-133	4 / 11	213	Bi-213	7 / 153	237	Np-237*	6 / 239
55	Fe-55	3 / 5	133	Xe-133m	4 / 17	213	Po-213	4 / 71	238	U-238	3 / 177
56	Mn-56	1 / 77	133	Ba-133	1 / 263	214	Pb-214	4 / 75	238	Np-238	4 / 195
56	Co-56	3 / 11	134	Cs-134	7 / 73	214	Bi-214	4 / 83	238	Pu-238	2 / 235
57	Co-57	1 / 83	135	Xe-135m	4 / 23	214	Po-214	4 / 111	238	Pu-238*	5 / 153
57	Ni-57	1 / 91	137	Cs-137	3 / 91	215	Bi-215	7 / 163	239	U-239	4 / 205
59	Fe-59	1 / 99	139	Ce-139	4 / 31	215	Po-215	6 / 79	239	U-239*	6 / 251
59	Ni-59	6 / 7	140	Ba-140	1 / 271	215	At-215	6 / 85	239	Np-239	4 / 221
60	Co-60	3 / 23	140	La-140	1 / 277	216	Po-216	2 / 177	239	Pu-239	4 / 231
63	Ni-63	3 / 29	141	Ce-141	7 / 81	217	At-217	5 / 47	240	Pu-240	2 / 247
64	Cu-64	1 / 105	147	Nd-147	7 / 87	217	Rn-217	4 / 117	240	Pu-240*	5 / 165
64	Cu-64*	6 / 13	147	Pm-147	7 / 95	218	Po-218	4 / 121	241	Pu-241	4 / 259
65	Zn-65	3 / 33	152	Eu-152	2 / 1	218	At-218	4 / 125	241	Am-241	2 / 257
66	Ga-66	1 / 113	153	Sm-153	2 / 27	218	Rn-218	4 / 129	241	Am-241*	5 / 175
67	Ga-67	1 / 133	153	Sm-153*	3 / 99	219	At-219	6 / 91	242	Pu-242	2 / 277
67	Ga-67*	7 / 25	153	Gd-153	2 / 21	219	Rn-219	6 / 95	242	Pu-242*	5 / 197
68	Ga-68	7 / 33	154	Eu-154	2 / 37	220	Rn-220	2 / 183	242	Am-242	5 / 203
68	Ge-68	7 / 41	155	Eu-155	2 / 59	221	Fr-221	4 / 135	242	Am-242m	6 / 267
75	Se-75	5 / 13	159	Gd-159	3 / 109	222	Rn-222	4 / 143	242	Cm-242	3 / 185
79	Se-79	3 / 39	166	Ho-166	2 / 67	223	Fr-223	6 / 105	242	Cm-242*	7 / 179
85	Kr-85	1 / 141	166	Ho-166m	2 / 75	223	Ra-223	6 / 125	243	Am-243	3 / 195
85	Sr-85	1 / 147	169	Yb-169	2 / 87	224	Ra-224	2 / 189	243	Am-243*	5 / 209
88	Y-88	1 / 153	170	Tm-170	2 / 99	225	Ra-225	5 / 53	243	Cm-243	7 / 189
89	Sr-89	1 / 161	177	Lu-177	2 / 107	225	Ac-225	5 / 59	244	Am-244	5 / 217
90	Sr-90	3 / 43	182	Ta-182	6 / 49	226	Ra-226	2 / 195	244	Am-244m	5 / 223
90	Y-90	3 / 47	186	Re-186	2 / 113	226	Ra-226*	4 / 149	244	Cm-244	3 / 203
90	Y-90m	3 / 53	195	Au-195	7 / 101	227	Ac-227	4 / 155	244	Cm-244*	7 / 201
93	Nb-93m	1 / 167	198	Au-198	2 / 121	227	Th-227	2 / 201	245	Cm-245	7 / 209
99	Mo-99	1 / 173	201	Tl-201	2 / 129	228	Ra-228	5 / 81	246	Cm-246	4 / 269
99	Tc-99m	1 / 183	203	Hg-203	2 / 135	228	Ac-228	6 / 139	252	Cf-252	4 / 277
99	Tc-99	6 / 21	203	Pb-203	3 / 115	228	Th-228	2 / 227			

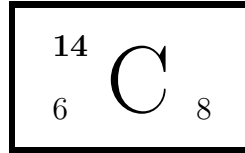
* : updated evaluations

Table of contents

(Volumes 1 to 7 – All nuclides sorted by alphabetical order)

Mass	Nuclide	Vol/Page	Mass	Nuclide	Vol/Page	Mass	Nuclide	Vol/Page	Mass	Nuclide	Vol/Page
225	Ac-225	5 / 59	51	Cr-51	1 / 63	239	Np-239	4 / 221	46	Sc-46	1 / 57
227	Ac-227	4 / 155	134	Cs-134	7 / 73	15	O-15	1 / 17	75	Se-75	5 / 13
228	Ac-228	6 / 139	137	Cs-137	3 / 91	32	P-32	1 / 35	79	Se-79	3 / 39
108	Ag-108	3 / 59	64	Cu-64	1 / 105	33	P-33	1 / 41	153	Sm-153	2 / 27
108	Ag-108m	3 / 67	64	Cu-64*	6 / 13	231	Pa-231	6 / 165	153	Sm-153*	3 / 99
110	Ag-110	1 / 199	152	Eu-152	2 / 1	233	Pa-233	3 / 123	85	Sr-85	1 / 147
110	Ag-110m	1 / 207	154	Eu-154	2 / 37	233	Pa-233*	5 / 117	89	Sr-89	1 / 161
241	Am-241	2 / 257	155	Eu-155	2 / 59	234	Pa-234	6 / 177	90	Sr-90	3 / 43
241	Am-241*	5 / 175	18	F-18	1 / 21	234	Pa-234m	6 / 213	182	Ta-182	6 / 49
242	Am-242	5 / 203	55	Fe-55	3 / 5	203	Pb-203	3 / 115	99	Tc-99	6 / 21
242	Am-242m	6 / 267	59	Fe-59	1 / 99	209	Pb-209	6 / 61	99	Tc-99m	1 / 183
243	Am-243	3 / 195	221	Fr-221	4 / 135	210	Pb-210	4 / 51	123	Te-123m	1 / 229
243	Am-243*	5 / 209	223	Fr-223	6 / 105	211	Pb-211	7 / 135	127	Te-127	7 / 57
244	Am-244	5 / 217	66	Ga-66	1 / 113	212	Pb-212	2 / 167	127	Te-127m	7 / 63
244	Am-244m	5 / 223	67	Ga-67	1 / 133	214	Pb-214	4 / 75	132	Te-132	6 / 43
37	Ar-37	7 / 15	67	Ga-67*	7 / 25	109	Pd-109	6 / 27	227	Th-227	2 / 201
41	Ar-41	6 / 1	68	Ga-68	7 / 33	147	Pm-147	7 / 95	228	Th-228	2 / 227
211	At-211	7 / 143	153	Gd-153	2 / 21	209	Po-209	6 / 65	228	Th-228*	7 / 171
215	At-215	6 / 85	159	Gd-159	3 / 109	210	Po-210	4 / 65	231	Th-231	5 / 85
217	At-217	5 / 47	68	Ge-68	7 / 41	211	Po-211	6 / 73	232	Th-232	5 / 95
218	At-218	4 / 125	3	H-3	3 / 1	212	Po-212	2 / 173	233	Th-233	3 / 133
219	At-219	6 / 91	203	Hg-203	2 / 135	213	Po-213	4 / 71	233	Th-233*	5 / 101
195	Au-195	7 / 101	206	Hg-206	7 / 107	214	Po-214	4 / 111	234	Th-234	5 / 127
198	Au-198	2 / 121	166	Ho-166	2 / 67	215	Po-215	6 / 79	44	Ti-44	1 / 51
133	Ba-133	1 / 263	166	Ho-166m	2 / 75	216	Po-216	2 / 177	201	Tl-201	2 / 129
140	Ba-140	1 / 271	123	I-123	1 / 219	218	Po-218	4 / 121	204	Tl-204	2 / 141
7	Be-7	1 / 1	125	I-125	6 / 37	238	Pu-238	2 / 235	206	Tl-206	4 / 39
207	Bi-207	5 / 33	129	I-129	1 / 243	238	Pu-238*	5 / 153	207	Tl-207	7 / 113
210	Bi-210	4 / 59	131	I-131	1 / 249	239	Pu-239	4 / 231	208	Tl-208	2 / 147
211	Bi-211	5 / 41	133	I-133	4 / 1	240	Pu-240	2 / 247	208	Tl-208*	7 / 119
212	Bi-212	2 / 155	111	In-111	3 / 75	240	Pu-240*	5 / 165	209	Tl-209	7 / 127
213	Bi-213	7 / 153	40	K-40	5 / 7	241	Pu-241	4 / 259	210	Tl-210	4 / 45
214	Bi-214	4 / 83	85	Kr-85	1 / 141	242	Pu-242	2 / 277	170	Tm-170	2 / 99
215	Bi-215	7 / 163	140	La-140	1 / 277	242	Pu-242*	5 / 197	232	U-232	4 / 169
11	C-11	1 / 7	177	Lu-177	2 / 107	223	Ra-223	6 / 125	234	U-234	3 / 147
14	C-14	7 / 1	54	Mn-54	1 / 71	224	Ra-224	2 / 189	235	U-235	5 / 133
45	Ca-45	7 / 21	56	Mn-56	1 / 77	225	Ra-225	5 / 53	236	U-236	4 / 177
109	Cd-109	1 / 191	99	Mo-99	1 / 173	226	Ra-226	2 / 195	237	U-237	3 / 169
139	Ce-139	4 / 31	13	N-13	1 / 11	226	Ra-226*	4 / 149	237	U-237*	5 / 145
141	Ce-141	7 / 81	22	Na-22	5 / 1	228	Ra-228	5 / 81	238	U-238	3 / 177
252	Cf-252	4 / 277	24	Na-24	1 / 27	186	Re-186	2 / 113	239	U-239	4 / 205
36	Cl-36	7 / 9	93	Nb-93m	1 / 167	217	Rn-217	4 / 117	239	U-239*	6 / 251
242	Cm-242	3 / 185	147	Nd-147	7 / 87	218	Rn-218	4 / 129	131	Xe-131m	1 / 257
242	Cm-242*	7 / 179	57	Ni-57	1 / 91	219	Rn-219	6 / 95	133	Xe-133	4 / 11
243	Cm-243	7 / 189	59	Ni-59	6 / 7	220	Rn-220	2 / 183	133	Xe-133m	4 / 17
244	Cm-244	3 / 203	63	Ni-63	3 / 29	222	Rn-222	4 / 143	135	Xe-135m	4 / 23
244	Cm-244*	7 / 201	236	Np-236	3 / 155	35	S-35	7 / 5	88	Y-88	1 / 153
245	Cm-245	7 / 209	236	Np-236*	6 / 231	124	Sb-124	5 / 21	90	Y-90	3 / 47
246	Cm-246	4 / 269	236	Np-236m	3 / 163	125	Sb-125	1 / 235	90	Y-90m	3 / 53
56	Co-56	3 / 11	237	Np-237	4 / 183	125	Sb-125*	3 / 81	169	Yb-169	2 / 87
57	Co-57	1 / 83	237	Np-237*	6 / 239	127	Sb-127	7 / 47	65	Zn-65	3 / 33
60	Co-60	3 / 23	238	Np-238	4 / 195	44	Sc-44	1 / 45			

* : updated evaluations



1 Decay Scheme

C-14 disintegrates 100 % by beta-minus transition to the ground state of the stable nuclide N-14.
Le carbone 14 se désintègre exclusivement par émission bêta moins vers le niveau fondamental d'azote 14.

2 Nuclear Data

$$T_{1/2}(^{14}\text{C}) : 5700 \quad (30) \quad \text{a}$$

$$Q^-(^{14}\text{C}) : 156,476 \quad (4) \quad \text{keV}$$

2.1 β^- Transitions

	Energy keV	Probability $\times 100$	Nature	lg ft
$\beta_{0,0}^-$	156,476 (4)	100	Allowed	9,04

3 Electron Emissions

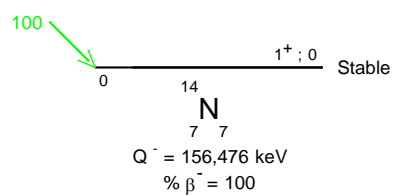
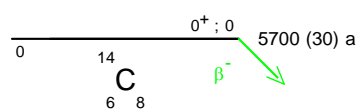
	Energy keV	Electrons per 100 disint.
$\beta_{0,0}^-$	max: 156,476 (4)	100
$\beta_{0,0}^-$	avg: 49,16 (1)	

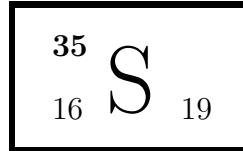
4 Main Production Modes

$$\left\{ \begin{array}{l} \text{N} - 14(\text{n,p})\text{C} - 14 \\ \text{Possible impurities : none} \end{array} \right.$$

5 References

- G.H.JENKS, H.SWEETON. Phys. Rev. 86 (1952) 803
(Half-life)
- D.E.WATT, D.RAMSDEN, H.W.WILSON. Int. J. Appl. Radiat. Isotop. 11 (1961) 68
(Half-life)
- W.M.MANN, W.F.MARLOW, E.E.HUGHES. Int. J. Appl. Radiat. Isotop. 11 (1961) 57
(Half-life)
- I.V.OLSSON, I.KARLEN, A.H.TURNBULL, N.J.D.PROSSER. Ark. Fysik 22 (1962) 237
(Half-life)
- E.E.HUGHES, W.M.MANN. Int. J. Appl. Radiat. Isotop. 15 (1962) 97
(Half-life)
- F.BELLA, M.ALESSIO, P.FRATELLI. Nuovo Cim. 58B (1968) 232
(Half-life)
- S.A.REYNOLDS. Report ORNL 4343 (1968) 76
(Half-life)
- J.F.EMERY, S.A.REYNOLDS, E.I.WYATT, G.I.GLEASON. Nucl. Sci. Eng. 48 (1972) 319
(Half-life)
- L.G.SMITH, A.H.WAPSTRA. Phys. Rev. C11, 4 (1975) 1392
(Q)
- N.E.HOLDEN. Pure and Appl. Chem. 62 (1990) 941
(Half-life)
- B.SUR, ET AL.. Phys. Rev. Lett. 66, 19 (1991) 2444
(Q)
- F.E.WIETFELDT, ET AL.. Phys. Rev. C52, 2 (1995) 1028
(Q)
- V.V.KUZMINOV, N.JA.OSETROVA. Phys. Atomic Nuclei 63, 7 (2000) 1292
(Q)
- G.AUDI, A.H.WAPSTRA, C.THIBAUT. Nucl. Phys. A729 (2003) 129
(Q)
- G.AUDI, W.MENG. Private communication (2011)
(Q)
- X.MOUGEOT, M.-M. BÉ , C. BISCH, M. LOIDL. Phys. Rev. A86 (2012) 042506
(Mean beta energy)





1 Decay Scheme

S-35 disintegrates 100% by beta-minus decay to the ground state of the stable nuclide Cl-35.

Le soufre 35 se désintègre à 100% par émission bêta moins vers le niveau fondamental de chlore 35.

2 Nuclear Data

$$T_{1/2}({}^{35}\text{S}) : 87,25 \quad (15) \quad \text{d}$$

$$Q^{-}({}^{35}\text{S}) : 167,33 \quad (3) \quad \text{keV}$$

2.1 β^{-} Transitions

	Energy keV	Probability $\times 100$	Nature	lg <i>ft</i>
$\beta_{0,0}^{-}$	167,33 (3)	100	Allowed	5,01

3 Electron Emissions

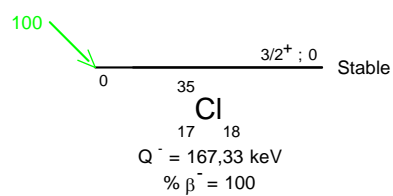
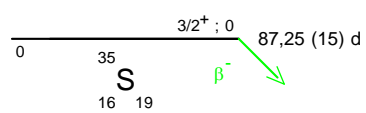
	Energy keV	Electrons per 100 disint.
$\beta_{0,0}^{-}$	max: 167,33 (3)	100
$\beta_{0,0}^{-}$	avg: 48,79 (1)	

4 Main Production Modes

$$\left\{ \begin{array}{l} \text{S} - 34(n,\gamma)\text{S} - 35 \\ \text{Possible impurities : none} \end{array} \right.$$

5 References

- H.LEVI. Nature 145 (1940) 588
(Half-life)
- M.D.KAMEN. Phys. Rev. 60 (1941) 537
(Half-life)
- R.N.HENDRICKS, *et al.*. J. Phys. Chem. 47 (1943) 469
(Half-life)
- W.MAURER. Z. Naturforsch 4a (1949) 150
(Half-life)
- G.RUDSTAM, P.C.STEVENSON, P.L.FOLDER. Phys. Rev. 87 (1952) 358
(Half-life)
- H.H.SELIGER, W.B.MANN, L.M.CAVALLO. J. Research NBS 60 (1958) 447
(Half-life)
- R.D.COOPER, E.S.COTTON. Science 129 (1959) 1360
(Half-life)
- J.P.CALI, L.F.LOWE. Nucleonics 17 (1959) 86
(Half-life)
- Y.OZIAS, *et al.*. Compt. Rend. 253 (1961) 2944
(Half-life)
- E.I.WYATT, *et al.*. Nucl. Sci. Eng. 11 (1961) 74
(Half-life)
- K.F.FLYNN, L.E.GLENDENIN, E.P.STEINBERG. Nucl. Sci. Eng. 22 (1965) 416
(Half-life)
- E.J.WOODHOUSE, T.H.NORRIS. J. Inorg. Nucl. Chem. 301 (1968) 1373
(Half-life)
- F.LAGOUTINE, *et al.*. Int. J. Appl. Radiat. Isotop. 20 (1969) 868
(Half-life)
- L.PALERMO, *et al.*. Nucl. Instrum. Methods Phys. Res. A423 (1999) 337
(Half-life)
- G.AUDI, W.MENG. Private communication (2011)
(Q)





1 Decay Scheme

Cl-36 disintegrates by 98.1 % beta-minus decay to the ground state of Ar-36; 1.9 % electron capture and 0.0015 % beta-plus decay to the ground state of S-36.

Le chlore 36 se désintègre pour 98,1 % par émission bêta moins vers le niveau fondamental d'argon 36 et par capture électronique (1,9 %) et émission bêta plus (0,0015 %) vers le niveau fondamental de soufre 36.

2 Nuclear Data

$T_{1/2}({}^{36}\text{Cl})$:	302	(4)	10^3 a
$Q^{-}({}^{36}\text{Cl})$:	709,55	(5)	keV
$Q^{+}({}^{36}\text{Cl})$:	1142,14	(19)	keV

2.1 β^+ Transitions

	Energy keV	Probability $\times 100$	Nature	$\lg ft$
$\beta_{0,0}^+$	120,14 (19)	0,00157 (30)	2nd Forbidden	14,5

2.2 Electron Capture Transitions

	Energy keV	Probability $\times 100$	Nature	$\lg ft$	P_K	P_L	P_{M+}
$\epsilon_{0,0}$	1142,14 (19)	1,9 (1)	2nd Forbidden	13,5	0,904 (5)	0,086 (4)	0,010 (1)

2.3 β^- Transitions

	Energy keV	Probability $\times 100$	Nature	lg ft
$\beta_{0,0}^-$	709,53 (5)	98,1 (1)	2nd Forbidden	13,3

3 Atomic Data

3.1 S

$$\begin{aligned}\omega_K &: 0,0804 \quad (19) \\ n_{KL} &: 1,807 \quad (7)\end{aligned}$$

3.1.1 X Radiations

	Energy keV	Relative probability
X_K	$K\alpha_2$	2,3066
	$K\alpha_1$	2,3078
	$K\beta_3$	2,457
	$K\beta_5''$	
		50,5
		100
		}
		}
		9,3

3.1.2 Auger Electrons

	Energy keV	Relative probability
Auger K		
KLL	1,98 – 2,12	100
KLX	2,22 – 2,30	12,4
KXY	2,44 – 2,46	0,38

3.2 Ar

$$\omega_K : 0,120 \quad (3)$$

$$n_{KL} : 1,697 \quad (6)$$

3.2.1 X Radiations

	Energy keV	Relative probability
X _K		
K α_2	2,9553	50,5
K α_1	2,9577	100
K β_3	3,1905	}
K β_5''		
		16,2

3.2.2 Auger Electrons

	Energy keV	Relative probability
Auger K		
KLL	2,511 – 2,669	100
KLX	2,831 – 2,942	21,6
KXY	3,149 – 3,174	1,16

4 Electron Emissions

		Energy keV	Electrons per 100 disint.
e _{AL}	(S)	-	0,163 (12)
e _{AK}	(S)		1,58 (9)
	KLL	1,98 - 2,12	}
	KLX	2,22 - 2,30	}
	KXY	2,44 - 2,46	}
e _{AK}	(Ar)		0,13 (2)
	KLL	2,511 - 2,669	}
	KLX	2,831 - 2,942	}
	KXY	3,149 - 3,174	}
$\beta_{0,0}^+$	max:	120,14 (19)	0,00157 (30)
$\beta_{0,0}^+$	avg:	54 (4)	
$\beta_{0,0}^-$	max:	709,53 (5)	98,1 (1)
$\beta_{0,0}^-$	avg:	316 (16)	

5 Photon Emissions

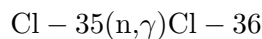
5.1 X-Ray Emissions

		Energy keV	Photons per 100 disint.
XK α_2	(S)	2,3066	0,044 (3) } K α
XK α_1	(S)	2,3078	0,086 (5) }
XK β_3	(S)	2,457	}
XK β_1	(S)	}	0,008 (1) K' β_1
XK α_2	(Ar)	2,9553	0,0062 (10) } K α
XK α_1	(Ar)	2,9577	0,0123 (19) }
XK β_3	(Ar)	3,1905	}
XK β_1	(Ar)	}	0,0020 (3) K' β_1

5.2 Gamma Emissions

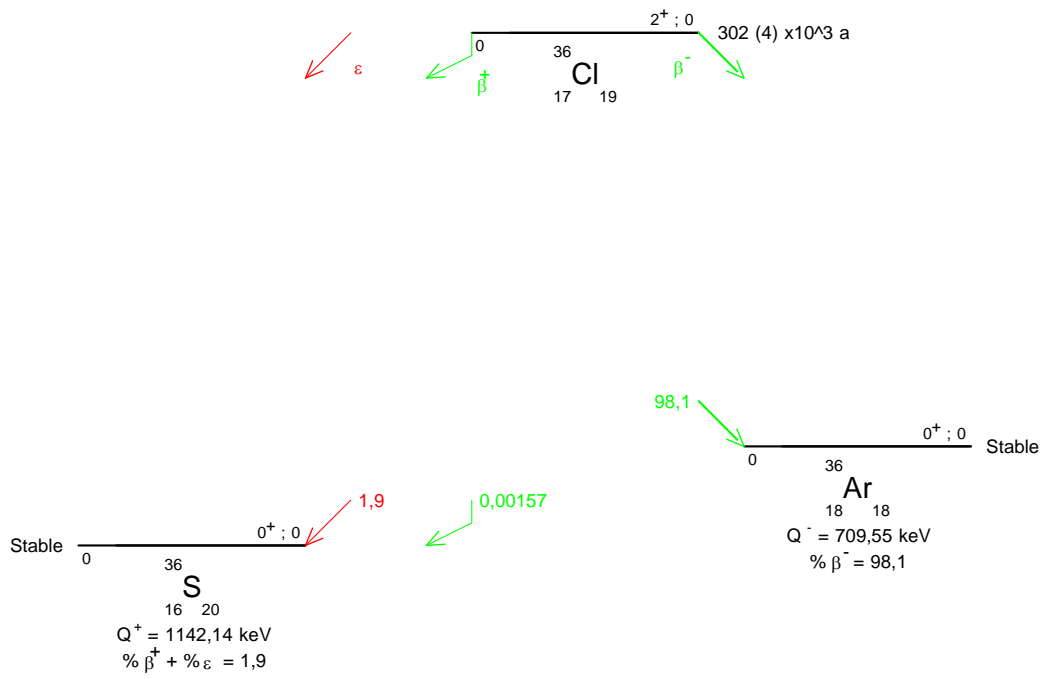
	Energy keV	Photons per 100 disint.
γ^{\pm}	511	0,0031 (6)

6 Main Production Modes



7 References

- C.S.WU, C.N.TOWNES, L.FELDMAN. Phys. Rev. 76 (1949) 962
(Half-life)
- S.A.REYNOLDS. U.S. Atomic Energy Comm. Report ORNL-286 (1949)
(Half-life)
- R.W.P.DREVER, A.MOLJK. Phil. Mag. 46 (1955) 1337
(Electron capture/Beta minus Ratio)
- R.M.BARTHOLOMEW, *et al.* Can. J. Phys. 33 (1955) 43
(Half-life)
- H.W.WRIGHT, *et al.* Nucl. Sci. Eng. 2 (1957) 427
(Half-life)
- P.W.DOUGAN, *et al.* Phil. Mag. 7 (1962) 1223
(PL/PK)
- D.BERENYI. Phys. Lett. 2 (1962) 332
(Beta-plus emission probability)
- D.BERENYI. Acta Phys.Acad.Sci.Hungary 16 (1963) 101
(Beta-plus emission probability)
- W.R.TOLBERT, *et al.* Bull. Amer. Phys. Soc. 10 (1965) 589
(Beta-plus emission probability)
- G.GOLDSTEIN. J. Inorg. Nucl. Chem. 28 (1966) 937
(Half-life)
- D.BERENYI. Fiz.Szemle 16 (1966) 21
(Beta-plus emission probability)
- W.R.PIERSON. Phys. Rev. 159 (1967) 953
(Beta-plus emission probability)
- M.REICH, H.M.SCHUFERLING. Z. Physik 271 (1974) 107
(Beta-minus spectrum)
- A.LJUBICIC, M.JURCEVICIC, M.VLATKOVIC, V.A.LOGAN. Phys. Rev. C13 (1976) 881
(PK(Ar), XK(Ar)/XK(S) Ratio)
- F.P.LARKINS. At. Data. Nucl. Data Tables 20 (1977) 313
(Auger Electron energies and emission probabilities)
- E.SCHÖNFELD. Report PTB 6.33-95-2 (1995)
(PK, PL, PM, PN)
- E.SCHÖNFELD, H.JANSSEN. Nucl. Instrum. Methods Phys. Res. A369 (1996) 527
(Atomic data)
- H.ROTZINGER, *et al.* J. Low Temp.Phys. 151 (2008) 1087
(Beta spectrum)
- G.AUDI, W.MENG. Private communication (2011)
(Q)
- X.MOUGEOT, M.-M. BÉ, V. CHISTÉ, C. DULIEU, V. GOROZHANKIN, M. LOIDL. RadioCarbon, P.Cassette Ed., ISBN 978 0 9638314 7 7 (2011) 249
(Mean beta energy)





1 Decay Scheme

Ar-37 decays 100% by electron capture to the ground state of Cl-37.
L'argon se désintègre par capture électronique vers le niveau fondamental de clore 37.

2 Nuclear Data

$$\begin{aligned}
 T_{1/2}({}^{37}\text{Ar}) &: 35,01 \quad (2) \quad \text{d} \\
 Q^+({}^{37}\text{Ar}) &: 813,87 \quad (20) \quad \text{keV}
 \end{aligned}$$

2.1 Electron Capture Transitions

	Energy keV	Probability × 100	Nature	lg <i>ft</i>	P _K	P _L	P _{M+}
ε _{0,0}	813,87 (20)	100	Allowed	5,1	0,9021 (24)	0,0872 (20)	0,0106 (7)

3 Atomic Data

3.1 Cl

ω_K	:	0,0989	(24)
$\bar{\omega}_L$:	0,00118	(24)
n_{KL}	:	1,751	(6)

3.1.1 X Radiations

		Energy keV	Relative probability
X _K	K α_2	2,6208	50,56
	K α_1	2,62241	100
	K β_1	2,8156	}
	K β_5''		
			12,95
X _L	L ℓ	0,1833	
	L β	- 0,2681	

3.1.2 Auger Electrons

	Energy keV	Relative probability
Auger K		
KLL	2,241 – 2,384	100
KLX	2,535 – 2,616	17,2
KXY	2,787 – 2,809	0,74
Auger L	0,165 – 0,257	

4 Electron Emissions

		Energy keV	Electrons per 100 disint.
e _{AL}	(Cl)	0,165 - 0,257	166,5 (8)
e _{AK}	(Cl)		81,3 (3)
	KLL	2,241 - 2,384	}
	KLX	2,535 - 2,616	}
	KXY	2,787 - 2,809	}

5 Photon Emissions

5.1 X-Ray Emissions

		Energy keV	Photons per 100 disint.	
XL	(Cl)	0,1833 — 0,2681	0,20 (4)	
XK α_2	(Cl)	2,6208	2,76 (7)	} K α
XK α_1	(Cl)	2,62241	5,46 (14)	}
XK β_1	(Cl)	2,8156	} 0,71 (4)	K' β_1

6 Main Production Modes

Cl – 37(p,n)Ar – 37

Cl – 37(d,2n)Ar – 37

S – 34(α ,3n)Ar – 37

K – 39(d, α)Ar – 37

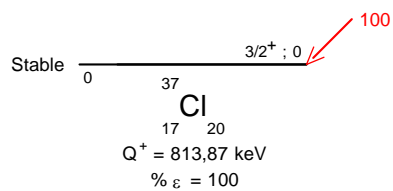
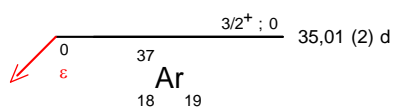
Ca – 40(n, α)Ar – 37

Ar – 36(n, γ)Ar – 37 σ : 0,430 (6) barns

7 References

- P.K. WEIMER, J.D. KURBATOV, M.L. POOL. Phys. Rev. 66 (1944) 209
(Half-life)
- J.A. MISKEL, M.L. PERLMAN. Phys. Rev. 87 (1952) 543
(Half-life)
- R.W. KISER, W.N. JOHNSTON. J. Am. Chem. Soc. 81 (1959) 1810
(Half-life)
- R.W. STOENNER, O.A. SCHAEFFER, S. KATOFF. Science 148 (1965) 1325

- (Half-life)
- B.S. DZHELEPOV, L.N. ZYRYANOVA, Y.P. SUSLOV. Beta Processes. Functions for Analysis of Beta Spectra and Electron Capture, 'Nauka' Press, Leningrad (1972)
(Theoretical L- and M- electron captures)
 - J. COLOMER, D. GAUVAIN. Int. J. Appl. Radiat. Isotop. 24 (1973) 391
(Half-life)
 - R. KISHORE, R. COLLE, S. KATOFF, J.B. CUMMING. Phys. Rev. C12 (1975) 21
(Half-life)
 - E. BROWNE, R.B. FIRESTONE. Table of Radioactive Isotopes. Ed. V.S. Shirley. N.Y.: John Wiley and Sons. (1986)
(Internal Bremsstrahlung)
 - E. SCHÖNFELD, H. JANSSEN. Nucl. Instrum. Methods Phys. Res. A369 (1996) 527n
(Atomic Data)
 - R. BOTTGER, H. SCHOLERMANN. Nucl. Phys. A642 (1998) 419
(Q value)
 - E. SCHÖNFELD. Appl. Rad. Isotopes 49 (1998) 1353
(Calculation of PK, PL, PM)
 - P.M. ENDT. Nucl. Phys. A633 (1998) 1
(³⁷Cl levels)
 - E. SCHÖNFELD, AND H. JANSSEN. Appl. Rad. Isotopes 52 (2000) 595
(Calculation of X-ray and Auger electron emission probabilities)
 - P.R. RENNE, AND E.B. NORMAN. Phys. Rev. C63 (2001) 047302
(Half-life)
 - G. AUDI, A.H. WAPSTRA, C. THIBAULT. Nucl. Phys. A729 (2003) 337
(Q value)
 - G. AUDI, W. MENG. <http://amdc.in2p3.fr/masstables/Ame2011int/mass.mas114> (2011)
(Q value)
 - V.P. CHECHEV. Atomic Nuclei 74 (2011) 1713
(Total energy of non-neutrino radiation per disintegration)





1 Decay Scheme

Le calcium 45 se désintègre par émission bêta moins principalement vers le niveau fondamental de scandium 45.

Ca-45 disintegrates by beta minus emission to the Sc-45 ground state mainly.

2 Nuclear Data

$$T_{1/2}(^{45}\text{Ca}) : 162,64 \quad (11) \quad \text{d}$$

$$Q^-(^{45}\text{Ca}) : 258,0 \quad (7) \quad \text{keV}$$

2.1 β^- Transitions

	Energy keV	Probability $\times 100$	Nature	$\lg ft$
$\beta_{0,1}^-$	245,6 (7)	0,0020 (7)	Unique 1st Forbidden	10,3
$\beta_{0,0}^-$	258,0 (7)	99,9980 (7)	Allowed	6

2.2 Gamma Transitions and Internal Conversion Coefficients

	Energy keV	$P_{\gamma+ce}$ $\times 100$	Multipolarity	α_K	α_L	α_M	α_T
$\gamma_{1,0}(\text{Sc})$	12,40 (5)	0,0020 (7)	M2	362 (8)	53,4 (12)	6,63 (15)	423 (9)

3 Electron Emissions

		Energy keV	Electrons per 100 disint.
ec _{1,0} K	(Sc)	7,90 (5)	0,0017 (6)
$\beta_{0,1}^-$	max:	245,6 (7)	0,0020 (7)
$\beta_{0,1}^-$	avg:	91,7 (7)	
$\beta_{0,0}^-$	max:	258,0 (7)	99,9980 (7)
$\beta_{0,0}^-$	avg:	76,8 (7)	

4 Main Production Modes

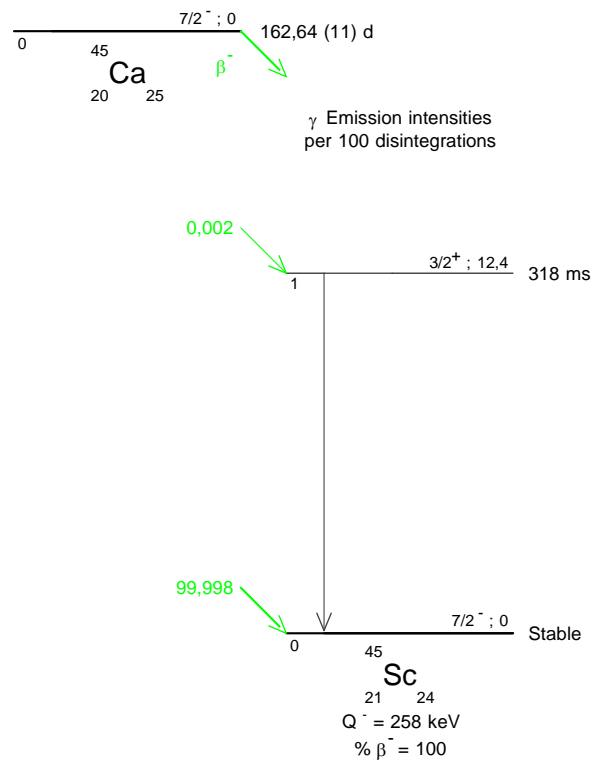
$$\left\{ \begin{array}{l} \text{Ca} - 44(n,\gamma)\text{Ca} - 45 \quad \sigma : 0,88 (5) \text{ barns} \\ \text{Possible impurities : Ca} - 47 \end{array} \right.$$

$$\left\{ \begin{array}{l} \text{Sc} - 45(n,p)\text{Ca} - 45 \\ \text{Possible impurities : Sc} - 44, \text{Sc} - 44m, \text{Sc} - 46, \text{K} - 42 \end{array} \right.$$

5 References

- P.MACKLIN, *et al.* Phys. Rev. 77 (1950) 137
(Beta spectrum)
- B.H.KETELLE. Phys. Rev. 80 (1950) 758
(Beta spectrum)
- R.S. CASWELL. Phys. Rev. 86,1 (1952) 82
(Beta emission energies)
- C.F.G.DELANEY, J.H.J.POOLE. Phys. Rev. 89 (1953) 529
(Half-life)
- H.THIRY. Bull. Soc. Royale Sci. Liège 25 (1957) 29
(Half-life)
- J.P.CALI, L.F.LOWE. Nucleonics 17 (1959) 86
(Half-life)
- E.I.WYATT, S.A.REYNOLS, T.H.HANDLEY, W.S.LYON, H.A.PARKER. Nucl. Sci. Eng. 11 (1961) 74
(Half-life)
- S.C. ANSPACH, L.M.CAVALLO, S.B.GARFINKEL, J.M.R HUTCHINSON, C.N.SMITH.. NP-15663 (1965)
(Half-life)
- M.S. FREEDMAN, F.T.PORTER, F.WAGNER JR.. Phys. Rev. B563 (1965) 140
(Gamma-ray energies K-Conv. Elec. emission probabilities K/L)
- F.HAREUX. CEA Report R 3315 (1967)
(Beta spectrum)
- B.SITAR, J.CHRAPAN, J.ORAVEC, K.DURCEK. Jad. Energ. 16 (1970) 303
(Half-life)
- J.M.LOS ARCOS, L.RODRIGUEZ, M.ROTETA, E.GARCIA-TORANO. Nucl. Instrum. Methods Phys. Res. A339 (1994) 164
(Half-life)
- G.AUDI, A.H.WAPSTRA, C.THIBAUT. Nucl. Phys. A729 (2003) 129
(Q)
- T.KIBÉDI, W.BURROWS, M.B.TRZHASKOVSKAYA, P.M.DAVIDSON, C.W.NESTOR JR.. Nucl. Instrum. Methods Phys. Res. A589 (2008) 202
(ICC)

- X.MOUGEOT, *et al.* RadioCarbon, P. Cassette Editor, ISBN 978 0 9638314 7 7 (2011) 249
(Beta emission energy)
- G.AUDI, W.MENG. Private communication (2011)
(Q)





1 Decay Scheme

Ga-67 disintegrates by 100 % electron capture to the excited levels of 887,7 keV, 393,5 keV, 184,6 keV, 93,3 keV and the ground state level of the stable Zn-67.

Le gallium 67 se désintègre à 100% par capture électronique vers les niveaux excités de 887,7 keV, 393,5 keV, 184,6 keV et 93,3 keV, ainsi que vers le niveau fondamental du zinc 67.

2 Nuclear Data

$$T_{1/2}({}^{67}\text{Ga}) : 3,2613 \quad (5) \quad \text{d}$$

$$Q^+({}^{67}\text{Ga}) : 1000,8 \quad (12) \quad \text{keV}$$

2.1 Electron Capture Transitions

	Energy keV	Probability × 100	Nature	lg <i>ft</i>	P_K	P_L	P_M
$\epsilon_{0,4}$	113,1 (12)	0,280 (8)	Allowed	5,648	0,8680 (17)	0,1119 (14)	0,0188 (5)
$\epsilon_{0,3}$	607,3 (12)	23,60 (47)	Allowed	5,239	0,8824 (15)	0,0999 (12)	0,0165 (4)
$\epsilon_{0,2}$	816,2 (12)	22,3 (27)	Allowed	5,523	0,8832 (15)	0,0993 (12)	0,0164 (4)
$\epsilon_{0,1}$	907,5 (12)	50,5 (17)	Allowed	5,261	0,8834 (15)	0,0991 (12)	0,0164 (4)
$\epsilon_{0,0}$	1000,8 (12)	3,3 (32)	Allowed	6,532	0,8836 (15)	0,0989 (12)	0,0164 (4)

2.2 Gamma Transitions and Internal Conversion Coefficients

	Energy keV	$P_{\gamma+ce}$ × 100	Multipolarity	α_K (10 ⁻⁴)	α_L (10 ⁻⁴)	α_M (10 ⁻⁴)	α_T (10 ⁻⁴)
$\gamma_{2,1}(\text{Zn})$	91,263 (15)	3,37 (24)	M1+1,5(6)%E2	810 (50)	87 (7)	12,5 (9)	910 (60)
$\gamma_{1,0}(\text{Zn})$	93,307 (12)	70,6 (16)	E2	7480 (110)	922 (13)	130,0 (19)	8540 (120)
$\gamma_{2,0}(\text{Zn})$	184,577 (17)	21,30 (27)	M1+8,8(36)%E2	151 (19)	15,8 (20)	2,3 (3)	169 (21)
$\gamma_{3,2}(\text{Zn})$	208,939 (15)	2,40 (6)	M1+0,18(14)%E2	80,6 (13)	8,27 (13)	1,186 (19)	90,1 (14)
$\gamma_{3,1}(\text{Zn})$	300,233 (21)	16,67 (45)	M1+3,07(33)%E2	34,8 (6)	3,54 (6)	0,508 (8)	38,8 (6)

	Energy keV	$P_{\gamma+ce}$ $\times 100$	Multipolarity	α_K (10^{-4})	α_L (10^{-4})	α_M (10^{-4})	α_T (10^{-4})
$\gamma_{3,0}(\text{Zn})$	393,529 (20)	4,60 (12)	M1+0,26(16)%E2	17,28 (25)	1,748 (25)	0,251 (4)	19,3 (3)
$\gamma_{4,3}(\text{Zn})$	494,145 (28)	0,0667 (31)	M1+1,2(7)%E2	10,30 (16)	1,038 (17)	0,1488 (24)	11,49 (18)
$\gamma_{4,2}(\text{Zn})$	703,11 (8)	0,0113 (9)	M1+0,8(5)%E2	4,70 (7)	0,470 (7)	0,0674 (10)	5,24 (8)
$\gamma_{4,1}(\text{Zn})$	794,405 (41)	0,053 (6)	E2+0,8(19)%M3	4,8 (5)	0,49 (6)	0,070 (8)	5,4 (6)
$\gamma_{4,0}(\text{Zn})$	887,682 (33)	0,1493 (48)	M1+47,4(47)%E2	3,18 (6)	0,318 (6)	0,0456 (8)	3,54 (7)

2.3 Zn

ω_K	:	0,486	(4)
$\bar{\omega}_L$:	0,0108	(4)
n_{KL}	:	1,326	(4)

2.3.1 X Radiations

	Energy keV	Relative probability	
X _K	K α_2	8,61587	
	K α_1	8,63896	
	K β_1	9,5721	}
	K β_5''	9,6499	}
	K β_2	9,6581	}
X _L	L ℓ	0,8836	
	L α	1,0119 – 1,0122	
	L η	0,9065	
	L β	1,02044 – 1,1861	
	L γ	1,04333 – 1,04333	

2.3.2 Auger Electrons

	Energy keV	Relative probability
Auger K	KLL	7,21 – 7,55
	KLX	8,31 – 8,63
	KXY	9,39 – 9,65
Auger L	0,732 – 0,997	361,7

3 Electron Emissions

		Energy keV	Electrons per 100 disint.
e _{AL}	(Zn)	0,732 - 0,997	167,5 (21)
e _{AK}	(Zn)		60,4 (21)
	KLL	7,21 - 7,55	}
	KLX	8,31 - 8,63	}
	KXY	9,39 - 9,65	}
ec _{2,1} K	(Zn)	81,604 (15)	0,250 (16)
ec _{1,0} K	(Zn)	83,651 (5)	28,4 (7)
ec _{1,0} L	(Zn)	92,116 - 93,290	3,55 (9)
ec _{1,0} M	(Zn)	93,174 - 93,302	0,522 (13)
ec _{2,0} K	(Zn)	174,918 (17)	0,316 (40)
ec _{3,1} K	(Zn)	290,558 (10)	0,060 (3)

4 Photon Emissions

4.1 X-Ray Emissions

		Energy keV	Photons per 100 disint.	
XL	(Zn)	0,8836 — 1,1861	1,75 (5)	
XK α_2	(Zn)	8,61587	17,0 (6)	} K α
XK α_1	(Zn)	8,63896	33,0 (12)	}
XK β_1	(Zn)	9,5721	}	K β'_1
XK β''_5	(Zn)	9,6499	}	
XK β_2	(Zn)	9,6581	}	
XK β_4	(Zn)		}	K β'_2

4.2 Gamma Emissions

	Energy keV	Photons per 100 disint.
$\gamma_{2,1}$ (Zn)	91,263 (15)	3,09 (7)
$\gamma_{1,0}$ (Zn)	93,307 (12)	38,1 (7)
$\gamma_{2,0}$ (Zn)	184,577 (17)	20,96 (44)
$\gamma_{3,2}$ (Zn)	208,939 (15)	2,37 (5)

	Energy keV	Photons per 100 disint.
$\gamma_{3,1}(\text{Zn})$	300,232 (21)	16,60 (37)
$\gamma_{3,0}(\text{Zn})$	393,528 (20)	4,59 (10)
$\gamma_{4,3}(\text{Zn})$	494,143 (28)	0,0666 (29)
$\gamma_{4,2}(\text{Zn})$	703,11 (8)	0,0113 (9)
$\gamma_{4,1}(\text{Zn})$	794,400 (41)	0,0528 (17)
$\gamma_{4,0}(\text{Zn})$	887,676 (33)	0,1492 (38)

5 Main Production Modes

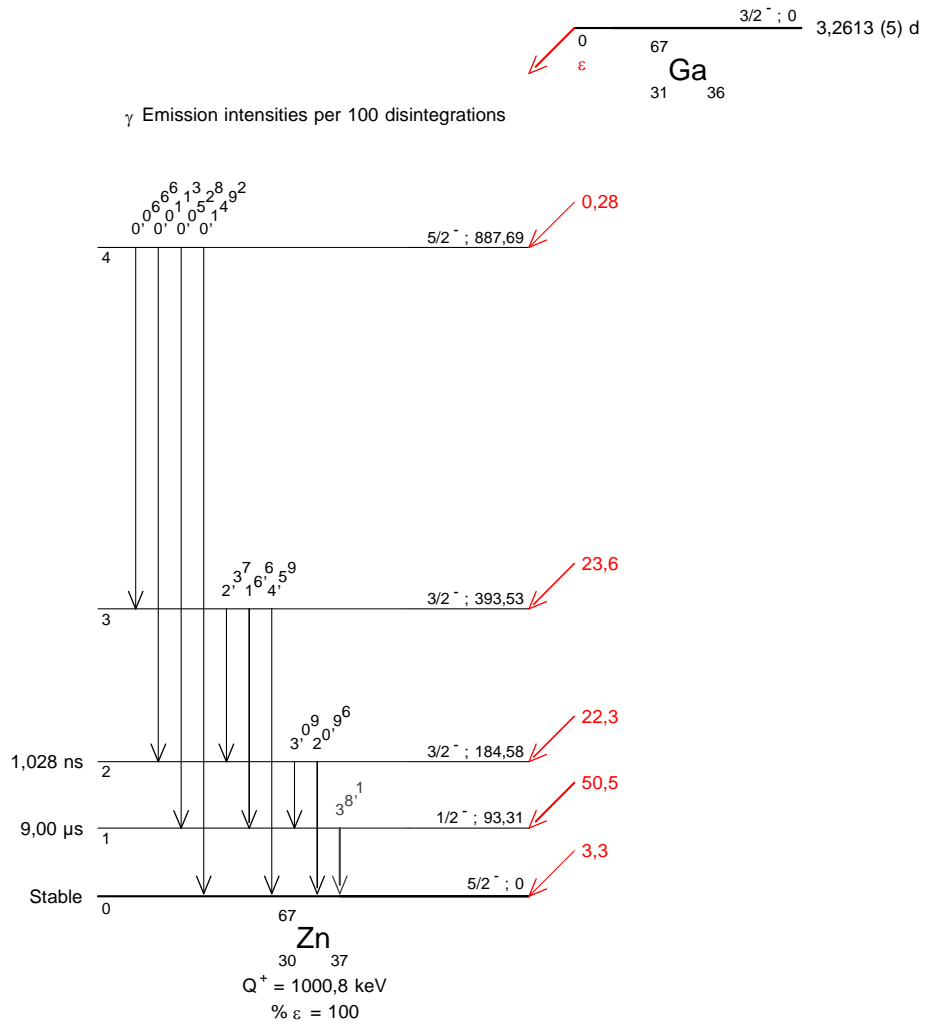
- { Zn – 67(p,n)Ga – 67 σ : 640 barns
- Possible impurities : Ga – 66
- { Zn – 67(d,2n)Ga – 67
- Possible impurities : Ga – 66
- Zn – 68(p,2n)Ga – 67

6 References

- L.W. ALVAREZ. Phys. Rev. 54 (1938) 486
(ICC)
- W.B.MANN. Phys. Rev. 54 (1938) 649
(Half-life)
- D.A.MCCOWN, L.L. WOODWARD, M.L. POOL. Phys. Rev. 74 (1948) 1311
(Half-life)
- H.H.HOPKINS, B.CUNNINGHAM. Phys. Rev. 73 (1948) 1406
(Half-life)
- H.H.HOPKINS. Phys. Rev. 77 (1950) 717
(Half-life)
- B.H. KETELLE, A.R. BROSI, F.M. PORTER. Phys. Rev. 90 (1953) 567
(Half-life, Pg, ICC)
- W.E. MEYERHOF, L.G. MANN, H.I. WEST JR.. Phys. Rev. 92 (1953) 758
(Half-life, Pg, ICC)
- J.TOBAILEM. Ann. Phys. (Paris) 10 (1955) 783
(Half-life)
- A.J. BUREAU, C.L. HAMMER. Phys. Rev. 105 (1957) 1006
(Half-life)
- E.L.CHUPP, J.W.M. DUMOND, F.J. GORDON, R.C. JOPSON, H. MARK. Phys. Rev. 109 (1958) 2036
(Gamma-ray energies)
- R.E. HOLLAND, F.J. LYNCH. Phys. Rev. 121 (1961) 1464
(Half-life, mixing ratios)
- R.C.RITTER, P.H. STELSON, F.K. MCGOWAN, R.L. ROBINSON. Phys. Rev. 128 (1962) 2320
(Half-life, mixing ratio (E2/M1) for gamma-transitions)
- G.RUDSTAM. Nucl. Phys. 56 (1964) 593
(Half-life)
- D.C.ALKHAZOV, V.D. VASILEV, G.M. GUSINSKII, I.K. LEMBERG, V.A. NABICHRISHVILI. Bull. Ac. Sc URSS, Phys. Ser. 28 (1965) 1575
(Half-life, mixing ratio (E2/M1) for gamma-transitions)
- M.S.FREEDMAN, F.T. PORTER, F. WAGNER. Phys. Rev. 151 (1966) 886
(ICC, EG,IG)

- J.A.BEARDEN. Rev. Mod. Phys. 39 (1967) 78
(X-ray energies)
- R.M. LIEDER, M. FLECK, K. KILLIG, M. FORKER, K.-H. SPEIDEL, E. BODENSTEDT. Nucl. Phys. A 106 (1968) 389
(Half-life, mixing ratios)
- J.VRZAL, B.S. DZHELEPOV, J. LIPTAK, L.N. MOSKVIN, V.P. PRIKHODTSEVA, B.M. SABIROV, V.G. TISHIN, J. URBANETS, L.G. TSARITSYNA. Bull. Ac. Sc. URSS, Phys. Ser. 31 (1968) 1687
(Gamma-ray emission probabilities)
- S.RAMAN, J.J.PINAJIAN. Nucl. Phys. A131 (1969) 393
(gamma-ray energies and probabilities)
- A.LI-SCHOLZ, H.BAKHRU. Phys. Rev. 177 (1969) 1629
(Gamma-ray emission probabilities, ICC)
- E.A. IVANOV, A. IORDACHESCU, G. PASCOVICI. Rev. Roum. Phys. 14 (1969) 317
(Half-life)
- E. BOZEK, R. BRODA, J. GOLCZEWSKI, A.Z. HRYNKIEWICZ, R. KULESSA, M. RYBICKA, S. SZYMCZYK, W. WALUS. Acta Phys. Polon. 36 (1969) 1065
(Mixing ratios)
- V. SUTELA, L. TUKIA. Ann. Acad. Sci. Fenn. Ser. A VI (1971) 364
(Half-life, gamma-rays energies, mixing ratios)
- D.F.L.CRISLER, H.B. ELDRIDGE, R. KUNSELMAN, C.S. ZAIDINS. Phys. Rev. C. 5 (1972) 419
(Half-life)
- H. ENGEL, P. JOHN, B. REUSE. Z. Naturforsch. 27a (1972) 1368
(Half-life)
- V.E.LEWIS, M.J. WOODS, I.W. GOODIER. Int. J. Appl. Radiat. Isotop. 23 (1972) 279
(Half-life)
- C.BARGHOLTZ, L. ERIKSSON, L. GIDEFELDT. Z. Phys. 263 (1973) 89
(mixing ratio (E2/M1) for gamma-transitions)
- V.E. LEWIS, D. SMITH, A. WILLIAMS. Metrologia 9 (1973) 14
(Half-life)
- R.L.HEATH. Report ANCR-1000-2 (1974)
(Gamma-ray energies and emission probabilities)
- P.O.ARONSSON, B.E. JOHANSSON, J. RYDBERG, G. SKARNEMARK, J. ALSTAD, B. BERGERSEN, E. KVALE, M. SKARESTAD. J. Inorg. Nucl. Chem. 36 (1974) 2397
(Gamma-ray energies)
- A.NILSSON, Z.P.SAWA. Phys. Scripta 9 (1974) 83
(mixing ratio (E2/M1) for gamma-transitions)
- M.J.THROOP ET AL., Y.T. CHENG, D.K. MCDANIELS. Nucl. Phys. A239 (1975) 333
(mixing ratio (E2/M1) for gamma-transitions, gamma-ray emission probabilities)
- S.A.WENDER, J.A.CAMERON. Nucl. Phys. A241 (1975) 332
(Mixing ratio (E2/M1) for gamma-transitions, gamma-ray emission probabilities)
- S. ROODBERGEN, H. VISSER, W. MOLENDIJK, H.S. BEDET, H. VERHEUL. Z. Phys. A275 (1975) 45
(Half-life)
- F.P.LARKINS. At. Data Nuc. Data. Tables 20 (1977) 313
(Auger electron energies)
- A.L. ABU-GHAZALEH, I. M.NAQIB, G. BROWN. J. Phys. (London) G3 (1977) 253
(Gamma-rays energies)
- F. LAGOUTINE, J. LEGRAND, C. BAC. Int. J. Appl. Radiat. Isotop. 29 (1978) 269
(Half-life)
- R.DUFFAIT, A. CHARVET, R. CHERY. Phys. Rev. C17 (1978) 2031
(Gamma-ray energies, mixing ratios)
- R.A. MEYER, A.L. PRINDLE, W.A. MYERS, P.K. HOPKE, D. DIETERLY, J.E. KOOPS. Phys. Rev. C17 (1978) 1822
(Half-life, gamma-ray energies and emission probabilities)
- P.R.G. LORNIE, A. KOGAN, G.D. JONES, M.R. NIXON, H.G. PRICE, R. WADSWORTH, P.J. TWIN. J. Phys. (London) G4 (1978) 923
(Pg, mixing ratio (E2/M1) for gamma-transitions)
- K. DEBERTIN, W. PESSARA, U. SCHOTZIG, K.F. WALZ. Int. J. Appl. Radiat. Isotop. 30 (1979) 551
(Half-life and X- and gamma-ray emission probabilities)
- H. HOUTERMANS, O. MILOSEVIC, F. REICHEL. Int. J. Appl. Radiat. Isotop. 31 (1980) 153
(Half-life)

- D.D. HOPPEs, J.M.R. HUTCHINSON, F.J. SCHIMA, M.P. UNTERWEGER. NBS-SP-626 (1982) 85
(Half-life)
- F.LAGOUTINE, N. COURSOl, J. LEGRAND. Table de Radionucléides, CEA-LMRI ISBN 2-7272-0078-1 (1987)
(Auger electron energies)
- R.B.BEGZHANOV, K.SH. AZIMOV, N.A. ILKHAMDZHANOV, R.A. MAGRUPOV, SH.A. MIRAKHMEDOV, A. MUKHAM-
MADIEV, M. NARZIKULOV. Bull. Ac. Sc. URSS, Phys. Ser. 52(11) (1988) 88
(Experimental PK values)
- R.A.MEYER. Fizika (Zagreb) 22 (1990) 153
(Gamma-ray energies and emission probabilities)
- M.R.BHAT. Nucl. Data Sheets 64 (1991) 875
(Decay scheme)
- M.P.UNTERWEGER, D.D. HOPPEs, F.J. SCHIMA. Nucl. Instrum. Methods A312 (1992) 349
(Half-life)
- H.Y. HWANG, C.B. LEE, T.S. PARK, H.J. KIM. Nucl. Instrum. Methods Phys. Res. A383 (1996) 447
(Half-life)
- E.SCHÖNFELD, H.JANSSEN. Nucl. Instrum. Methods A369 (1996) 527
(Atomic data)
- M.R.P.ATTIE, M.F. KOSKINAS, M.S. DIAS, K.A. FONSECA. Appl. Rad. Isotopes 49 (1998) 1175
(Half-life, Pce)
- B.R.S.SIMPSON, T.NTSOANE. Appl.Rad.Isot. 52 (2000) 551
(Pce)
- M.P.UNTERWEGER. Appl. Rad. Isotopes 56 (2002) 125
(Half-life)
- G. AUDI, A.H. WAPSTRA, C. THIBAUT. Nucl. Phys. A 729 (2003) 337
(Q value)
- G. AUDI, O. BERSILLON, J. BLACHOT, A.H. WAPSTRA. Nucl. Phys. A 729 (2003) 3
(Symmetrization of asymmetric uncertainties)
- H.SCHRADER. Appl. Rad. Isotopes 60 (2004) 317
(Half-life)
- M.A.L.DA SILVA, M.C.M.DE ALMEIDA, C.J.DA SILVA, J.U.DELGADO, . Appl. Rad. Isotopes 60 (2004) 301
(Half-life)
- P. YALCIN, Y. KURUCU. Appl. Radiat. Isot. 62 (2005) 63
(Pg, Pce)
- J. HUO, X. HUANG, J.K. TULI. Nucl. Data Sheets 106 (2005) 159
(Decay scheme)
- C. BOBIN, J. BOUCHARD, C. HAMON, M.G. IROULART, J. PLAGNARD. Appl. Radiat. Isot. 65 (2007) 757
(Pg, Pce)
- P.J. MOHR, B.N. TAYLOR, D.B. NEWELL. Rev. Mod. Phys. 80 (2008) 633
(mp, mn)
- T. KIBÉDI, T.W. BURROWS, M.B. TRZHASKOVSKAYA, P.M. DAVIDSON, C.W. NESTOR JR.. Nucl. Instrum. Me-
thods A589 (2008) 202
(BrICC)





1 Decay Scheme

Ga-68 disintegrates by positron emission (88.88 (41) %) and electron capture (11.11 (41) %) into Zn-68. Besides the main g(1,0) transition, there are 13 weak gamma transitions from 5 excited levels in Zn-68. *Le gallium 68 se désintègre par émission bêta plus (88,88 (41) %) et par capture électronique (11,11 (41) %) vers le zinc 68.*

2 Nuclear Data

$$T_{1/2}({}^{68}\text{Ga}) : 67,83 \quad (20) \quad \text{min}$$

$$Q^+({}^{68}\text{Ga}) : 2921,1 \quad (12) \quad \text{keV}$$

2.1 Electron Capture Transitions

	Energy keV	Probability × 100	Nature	lg <i>ft</i>	P_K	P_L	P_M
$\epsilon_{0,5}$	99,3 (12)	0,0104 (5)	Allowed	5,1	0,8653 (18)	0,1141 (17)	0,0192 (5)
$\epsilon_{0,4}$	582,7 (12)	0,096 (3)	Allowed	5,7	0,8823 (16)	0,1000 (15)	0,0166 (5)
$\epsilon_{0,3}$	1037,9 (12)	0,234 (5)	Allowed	5,9	0,8836 (15)	0,0989 (14)	0,0164 (5)
$\epsilon_{0,2}$	1265,2 (12)	0,0335 (23)	Allowed	6,9	0,8839 (15)	0,0986 (14)	0,0163 (5)
$\epsilon_{0,1}$	1843,7 (12)	1,80 (5)	Allowed	5,5	0,8844 (15)	0,0983 (14)	0,0162 (5)
$\epsilon_{0,0}$	2921,1 (12)	8,94 (41)	Allowed	5,2	0,8847 (15)	0,0980 (12)	0,0162 (4)

2.2 β^+ Transitions

	Energy keV	Probability × 100	Nature	lg <i>ft</i>
$\beta_{0,2}^+$	243,2 (12)	0,00026 (2)	Allowed	
$\beta_{0,1}^+$	821,7 (12)	1,20 (4)	Allowed	
$\beta_{0,0}^+$	1899,1 (12)	87,68 (41)	Allowed	

2.3 Gamma Transitions and Internal Conversion Coefficients

	Energy keV	$P_{\gamma+ce}$ $\times 100$	Multipolarity	α_K	α_L	α_M	α_T
$\gamma_{3,2}(\text{Zn})$	227,31 (15)	0,00012 (5)	E2	0,0268 (4)	0,00286 (4)	0,000406 (6)	0,0300 (5)
$\gamma_{5,4}(\text{Zn})$	483,35 (16)	0,000265 (29)	M1+50(25)%E2	0,0015 (3)	0,00016 (3)	0,000022 (4)	0,0017 (3)
$\gamma_{2,1}(\text{Zn})$	578,52 (13)	0,0343 (23)	E2	0,001139 (16)	0,0001160 (17)	0,0000166 (3)	0,001272 (18)
$\gamma_{4,2}(\text{Zn})$	682,57 (16)	0,000314 (20)	E2	0,000707 (10)	0,0000716 (10)	0,0000103 (2)	0,000789 (11)
$\gamma_{3,1}(\text{Zn})$	805,84 (8)	0,0928 (27)	M1+70(1)%E2	0,000421 (6)	0,0000424 (7)	0,00000607 (9)	0,000470 (7)
$\gamma_{5,3}(\text{Zn})$	938,62 (20)	0,000178 (16)	M1+33(8)%E2	0,000272 (11)	0,0000272 (11)	0,0000039 (2)	0,000304 (12)
$\gamma_{1,0}(\text{Zn})$	1077,35 (5)	3,236 (30)	E2	0,000221 (4)	0,0000222 (4)	0,00000318 (5)	0,000247 (4)
$\gamma_{5,2}(\text{Zn})$	1165,93 (15)	0,000016 (10)	E2	0,000185 (3)	0,0000185 (3)	0,00000265 (4)	0,000211 (3)
$\gamma_{4,1}(\text{Zn})$	1261,09 (9)	0,0954 (21)	M1+2,2(1)%E2	0,0001418 (20)	0,00001409 (20)	0,00000202 (3)	0,0001725 (25)
$\gamma_{2,0}(\text{Zn})$	1655,87 (14)		E0				
$\gamma_{5,1}(\text{Zn})$	1744,44 (13)	0,0096 (5)	M1+6,9(1)%E2	0,0000770 (11)	0,00000763 (11)	0,00000109 (2)	0,000241 (4)
$\gamma_{3,0}(\text{Zn})$	1883,19 (6)	0,1420 (35)	E2	0,0000697 (10)	0,00000691 (10)	0,00000099 (2)	0,000333 (5)
$\gamma_{4,0}(\text{Zn})$	2338,48 (8)	0,00113 (16)	E2	0,0000471 (7)	0,00000467 (7)	0,00000067 (1)	0,000529 (8)
$\gamma_{5,0}(\text{Zn})$	2821,79 (14)	0,000466 (36)	E2	0,0000343 (5)	0,00000339 (5)	0,000000486 (7)	0,000740 (11)

3 Atomic Data

3.1 Zn

ω_K	:	0,486	(4)
$\bar{\omega}_L$:	0,0108	(4)
n_{KL}	:	1,326	(4)

3.1.1 X Radiations

		Energy keV	Relative probability
X _K	K α_2	8,61587	51,42
	K α_1	8,63896	100
	K β_1	9,5721	}
	K β_5''	9,6499	
			21,46
X _L	L ℓ	0,884	
	L α	1,012 – 1,012	
	L η	0,906	
	L β	1,02 – 1,186	
	L γ	1,043 – 1,043	

3.1.2 Auger Electrons

	Energy keV	Relative probability
Auger K		
KLL	7,21 – 7,55	100
KLX	8,31 – 8,63	28,3
KXY	9,39 – 9,65	2,01
Auger L	0,732 – 0,997	360

4 Electron Emissions

		Energy keV	Electrons per 100 disint.
e _{AL}	(Zn)	0,732 - 0,997	13,98 (19)
e _{AK}	(Zn)		5,05 (20)
	KLL	7,21 - 7,55	}
	KLX	8,31 - 8,63	}
	KXY	9,39 - 9,65	}
$\beta_{0,0}^+$	max:	1899,1 (12)	87,68 (41)
$\beta_{0,0}^+$	avg:	836,0 (6)	
$\beta_{0,1}^+$	max:	821,7 (12)	1,20 (4)
$\beta_{0,1}^+$	avg:	352,6 (6)	
$\beta_{0,2}^+$	max:	243,2 (12)	0,00026 (2)
$\beta_{0,2}^+$	avg:	107,6 (6)	

5 Photon Emissions

5.1 X-Ray Emissions

		Energy keV	Photons per 100 disint.
XL	(Zn)	0,884 — 1,186	0,146 (4)
XK α_2	(Zn)	8,61587	1,42 (6) } K α
XK α_1	(Zn)	8,63896	2,76 (11) }
XK β_1	(Zn)	9,5721	0,593 (24) } K' β_1
XK β_5''	(Zn)	9,6499	

5.2 Gamma Emissions

	Energy keV	Photons per 100 disint.
$\gamma_{3,2}(\text{Zn})$	227,31 (15)	0,000120 (49)
$\gamma_{5,4}(\text{Zn})$	483,35 (16)	0,000265 (29)
γ^{\pm}	511	177,8 (8)
$\gamma_{2,1}(\text{Zn})$	578,52 (13)	0,0343 (23)
$\gamma_{4,2}(\text{Zn})$	682,57 (16)	0,000314 (20)
$\gamma_{3,1}(\text{Zn})$	805,83 (8)	0,0928 (27)
$\gamma_{5,3}(\text{Zn})$	938,61 (20)	0,000178 (16)
$\gamma_{1,0}(\text{Zn})$	1077,34 (5)	3,235 (30)
$\gamma_{5,2}(\text{Zn})$	1165,92 (15)	0,000016 (10)
$\gamma_{4,1}(\text{Zn})$	1261,08 (9)	0,0954 (21)
$\gamma_{5,1}(\text{Zn})$	1744,42 (13)	0,0096 (5)
$\gamma_{3,0}(\text{Zn})$	1883,16 (6)	0,1420 (35)
$\gamma_{4,0}(\text{Zn})$	2338,44 (8)	0,00113 (16)
$\gamma_{5,0}(\text{Zn})$	2821,73 (14)	0,000466 (36)

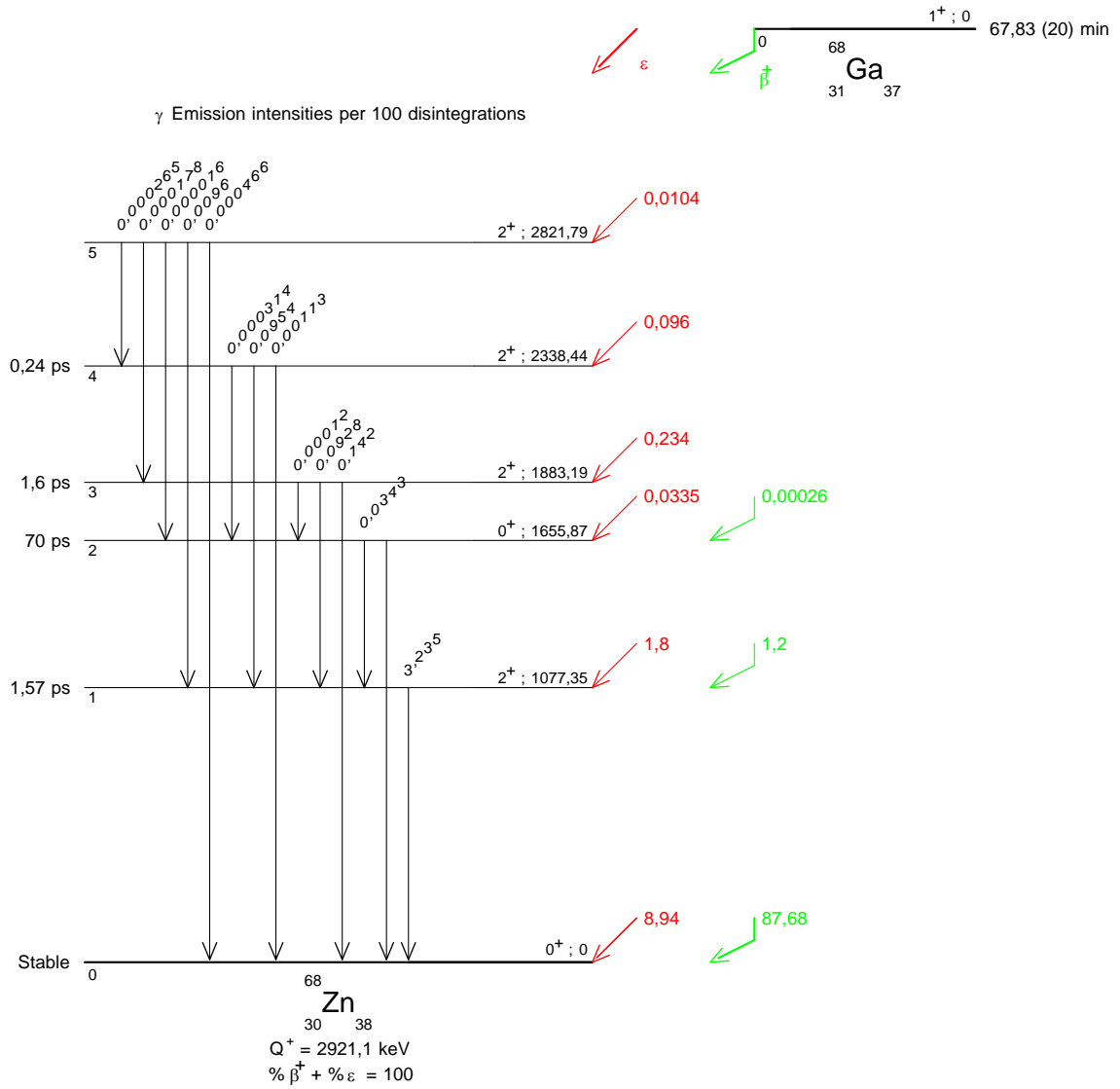
6 Main Production Modes

- Cu – 65(α ,n)Ga – 68
- Zn – 67(p, γ)Ga – 68
- Zn – 68(p,n)Ga – 68
- Ga – 69(d,t)Ga – 68
- Ge – 70(d, α)Ga – 68
- { Ge – 68(E.C.)Ga – 68
- { Chemical separation after EC decay

7 References

- B.CRASEMANN, ET AL.. Phys. Rev. 102,5 (1956) 1344
(Beta plus emission probabilities)
- D.J.HOREN. Phys. Rev. 113, 2 (1959) 572
(Beta plus emission probabilities)
- M.K.RAMASWAMY. Nucl. Phys. 10 (1959) 205
(Electron Capture/Beta plus Ratio)
- D.J.HOREN. Phys. Rev. 113 (1959) 572
(Beta emission probabilities)
- M.K.RAMASWAMY, P.JASTRAM. Nucl. Phys. 16 (1960) 113
(Angular correl. 1077/1261 keV)
- M.BORMANN, ET AL.. Nucl. Phys. 63 (1965) 438
(half-life)
- T.G.EBREY, ET AL.. Nucl. Phys. 61 (1965) 479
(half-life)
- H.K.CARTER, J.H.HAMILTON, A.V.RAMAYYA, J.J.PINAJIAN. Phys. Rev. 174 (1968) 1329
(Gamma-ray emission intensities)
- K.VAUGHAN, ET AL.. Nucl. Phys. A132 (1969) 561
(Gamma-ray emission intensities)
- J.M.OOTTUKULAM, ET AL.. American. J. Phys. 39 (1971) 221
(Half-life)

- D.SMITH, A.WILLIAMS. *Int. J. Appl. Radiat. Isotop.* 22 (1971) 615
(Half-life)
- W.F.SLOT, G.H.DÜLFER, H.VAN DER MOLEN, A.VERHEUIL. *Nucl. Phys.* A186 (1972) 28
(Beta emission energies, T ICC)
- J.LANGE, J.H.HAMILTON, P.E.LITTLE, D.L.HAFFOX, D.C.MORTON, L.C.WHITBLOCK, J.J.PINAJIAN. *Phys. Rev.* C7 (1973) 177
(E2/M1 Mixing Ratios, Gamma emission probabilities)
- K.S.KRANE. *At. Data. Nucl. Data Tables* 20 (1977) 211
(E2/M1 Mixing Ratios)
- Y.IWATA, M.KAWAMOTO, Y.YOSHIZAWA. *Int. J. Appl. Radiat. Isotop.* 34 (1983) 1537
(Half-life)
- I.SYKORA. *Acta. Phys.Univ.Comen.* 33 (1992) 25
(Electron Capture/Beta plus Ratio)
- D.T.VO, W.H.KELLEY, F.K.WOHN, J.C.HILL, J.P.VARY, M.A.DELEPLANQUE, F.S.STEPHENS, R.M.DIAMOND, J.R.B.OLIVEIRA, A.O.MACHIAVELLI, J.A.BECKER, E.A.HENRY, M.J.BRINKMAN, M.A.STOVER, J.E.DRAPER. *Phys. Rev.* C50 (1994) 1713
(Gamma emission energies and probabilities, Mixing Ratios)
- E.SCHÖNFELD, U.SCHÖTZIG, E.GÜNTHER, H.SCHRADER. *Appl. Rad. Isotopes* 45 (1994) 955
(Electron Capture/Beta plus Ratio, Gamma emission and Annihilation probabilities)
- M.R.BHAT. *Nucl. Data Sheets* 76 (1995) 343
(Spin and parity, Half-life excited levels, Prod. modes)
- G.AUDI, A.H.WAPSTRA, C.THIBAUT. *Nucl. Phys.* A729 (2003) 337
(Q value)
- A.LUCA, M.SAHAGIA, A.ANTOHE. *Appl. Rad. Isotopes* 70,9 (2012) 1876
(Gamma-ray emission intensities)





1 Decay Scheme

Ge-68 disintegrate 100 % by electron capture to the Ga-68 ground state which has a half-life of 67,8 min.
Le Ge-68 se désintègre à 100 % par capture électronique vers le niveau fondamental de Ga-68 qui a une période de 67,8 min.

2 Nuclear Data

$T_{1/2}({}^{68}\text{Ge})$:	270,95	(26)	d
$T_{1/2}({}^{68}\text{Ga})$:	67,83	(20)	min
$Q^+({}^{68}\text{Ge})$:	106,9	(24)	keV

2.1 Electron Capture Transitions

	Energy keV	Probability × 100	Nature	lg <i>ft</i>	P_K	P_L	P_M
$\epsilon_{0,0}$	106,9 (24)	100	Allowed	5,006	0,8639 (24)	0,1150 (23)	0,0196 (5)

3 Atomic Data

3.1 Ga

ω_K	:	0,517	(4)
$\bar{\omega}_L$:	0,0123	(4)
n_{KL}	:	1,294	(4)

3.1.1 X Radiations

		Energy keV		Relative probability
X _K	K α_2	9,22495		51,46
	K α_1	9,25184		100
	K β_3	10,2605	}	
	K β_1	10,2644	}	
	K β_5''	10,348	}	22,07
	K β_2	10,3664	}	
	K β_4		}	0,0013
X _L	L ℓ	0,959		
	L α	1,098 – 1,099		
	L η	0,985		
	L β	1,114 – 1,283		
	L γ	1,141 – 1,303		

3.1.2 Auger Electrons

		Energy keV	Relative probability
Auger K	KLL	7,708 – 8,069	100
	KLX	8,889 – 9,251	29,1
	KXY	10,051 – 10,366	2,12
Auger L		0,8 – 1,3	384

4 Electron Emissions

		Energy keV	Electrons per 100 disint.
e _{AL}	(Ga)	0,8 - 1,3	121,8 (7)
e _{AK}	(Ga)		41,7 (5)
	KLL	7,708 - 8,069	}
	KLX	8,889 - 9,251	}
	KXY	10,051 - 10,366	}

5 Photon Emissions

5.1 X-Ray Emissions

		Energy keV	Photons per 100 disint.	
XL	(Ga)	0,959 — 1,303	1,490 (24)	
XK α_2	(Ga)	9,22495	13,25 (15)	} K α
XK α_1	(Ga)	9,25184	25,74 (26)	}
XK β_3	(Ga)	10,2605	}	
XK β_1	(Ga)	10,2644	}	K' β_1
XK β_5''	(Ga)	10,348	}	
XK β_2	(Ga)	10,3664	}	
XK β_4	(Ga)		0,034 (9)	K' β_2

6 Main Production Modes

Zn – 66(α ,2n)Ge – 68

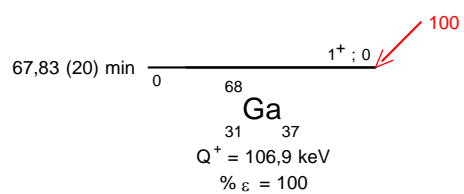
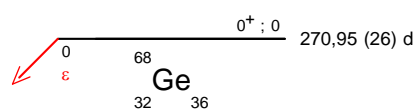
Ga – 69(p,2n)Ge – 68

Nat.Ga(p,x)Ge – 68

7 References

- H.H.HOPKINS JR.. Phys. Rev. 77 (1950) 717
(Half-life)
- G.RUDSTAM. Thesis U. Uppsala (1956)
(Half-life)
- B.CRASEMANN, D..E.REHFUSS, H.T.EASTERDAY. Phys.Rev. 102 (1956) 1344
(Half-life)
- S.L.WATERS, G.R.FORSE, P.L.HORLOCK, M.J.WOODS. Int. J. Appl. Radiat. Isotop. 32 (1981) 757
(Half-life)

- E.SCHÖNFELD, U.SCHÖTZIG, E.GÜNTHER, H.SCHRADER. Int. J. Appl. Radiat. Isotop. 45 (1994) 955
(Half-life, Electron Capture/Beta plus Ratio, Gamma emission and annihilation probabilities)
- T.W.BURROWS. Nucl. Data Sheets 97 (2002) 1
(Spin and parity)
- G.AUDI, A.H.WAPSTRA, C.THIBAUT. Nucl. Phys. A729 (2003) 337
(Q value)
- G.AUDI, W.MENG. Private communication (2011)
(Q)





1 Decay Scheme

Sb-127 undergoes beta(minus) decay to excited levels in Te-127 (half-life of 9.35(10) h) with a beta branch of 83.2(6)%, and to Te-127m (half-life of 106.1(7) d) with a beta branch of 16.8(6)%.

L'antimoine 127 se désintègre par émissions bêta moins vers le niveau métastable du tellure 127 de 106 jours de période et des niveaux d'énergie supérieure.

2 Nuclear Data

$T_{1/2}({}^{127}\text{Sb})$:	3,85	(7)	d
$T_{1/2}({}^{127\text{m}}\text{Te})$:	106,1	(7)	d
$T_{1/2}({}^{127}\text{Te})$:	9,35	(10)	h
$Q^{-}({}^{127}\text{Sb})$:	1582	(5)	keV

2.1 β^{-} Transitions

	Energy keV	Probability × 100	Nature	lg ft
$\beta_{0,19}^{-}$	203 (5)	0,18 (4)	allowed	7,42
$\beta_{0,18}^{-}$	259 (5)	0,12 (2)	[allowed]	7,93
$\beta_{0,17}^{-}$	273 (5)	0,06 (2)	(allowed)	8,3
$\beta_{0,16}^{-}$	292 (5)	0,61 (4)	allowed	7,39
$\beta_{0,15}^{-}$	376 (5)	0,10 (4)	(allowed)	8,53
$\beta_{0,14}^{-}$	427 (5)	0,85 (25)	allowed	7,79
$\beta_{0,13}^{-}$	442 (5)	1,35 (21)	allowed	7,64
$\beta_{0,12}^{-}$	505 (5)	5,17 (14)	(allowed)	7,251
$\beta_{0,11}^{-}$	658 (5)	1,27 (25)	allowed	8,26
$\beta_{0,10}^{-}$	796 (5)	7,72 (21)	1st forbidden non-unique	7,766
$\beta_{0,9}^{-}$	799 (5)	17,2 (3)	allowed	7,425
$\beta_{0,7}^{-}$	897 (5)	34,4 (4)	allowed	7,304
$\beta_{0,6}^{-}$	951 (5)	4,00 (21)	1st forbidden non-unique	8,33
$\beta_{0,4}^{-}$	1109 (5)	22,6 (8)	allowed	7,826

	Energy keV	Probability × 100	Nature	lg <i>ft</i>
$\beta_{0,3}^-$	1241 (5)	2,4 (3)	(1st forbidden non-unique)	8,98
$\beta_{0,2}^-$	1494 (5)	2,0 (5)	1st forbidden unique	10,21

2.2 Gamma Transitions and Internal Conversion Coefficients

	Energy keV	$P_{\gamma+ce}$ × 100	Multipolarity	α_K	α_L	α_M	α_T
$\gamma_{1,0}(\text{Te})$	61,16 (2)	5,93 (24)	M1+19,4%E2	2,93 (12)	0,99 (14)	0,21 (3)	4,2 (3)
$\gamma_{10,6}(\text{Te})$	154,7 (1)	0,15 (4)	M1+8%E2	0,182 (14)	0,026 (5)	0,0052 (11)	0,214 (20)
$\gamma_{3,2}(\text{Te})$	252,64 (9)	8,82 (15)	M1+82%E2	0,0541 (12)	0,0090 (4)	0,00182 (8)	0,0652 (17)
$\gamma_{9,5}(\text{Te})$	280,7 (1)	0,55 (4)	M1+0,8%E2	0,0351 (5)	0,00445 (7)	0,000888 (13)	0,0407 (6)
$\gamma_{6,3}(\text{Te})$	290,5 (1)	1,91 (7)	M1+14%E2	0,0326 (5)	0,00430 (7)	0,000859 (14)	0,0379 (6)
$\gamma_{11,6}(\text{Te})$	292,6 (2)	0,28 (14)	E1+1,5%M2	0,0103 (60)	0,00136 (16)	0,00027 (18)	0,012 (7)
$\gamma_{9,4}(\text{Te})$	309,4 (1)	0,078 (13)	M1+1%E2	0,0273 (4)	0,00345 (5)	0,000687 (10)	0,0316 (5)
$\gamma_{12,7}(\text{Te})$	392,0 (2)	0,94 (7)	M1+2,2%E2	0,01490 (21)	0,00187 (3)	0,000372 (6)	0,01722 (25)
$\gamma_{4,1}(\text{Te})$	412,10 (5)	3,48 (18)	E2	0,01210 (17)	0,001775 (25)	0,000357 (5)	0,01431 (20)
$\gamma_{15,9}(\text{Te})$	423,7 (7)	0,10 (4)	M1+50%E2	0,0117 (4)	0,00158 (4)	0,000316 (9)	0,0137 (4)
$\gamma_{5,1}(\text{Te})$	440,77 (2)	0,7 (3)	M1+20%E2	0,0109 (3)	0,001395 (22)	0,000278 (5)	0,0126 (3)
$\gamma_{10,3}(\text{Te})$	445,3 (1)	4,23 (11)	M1+50%E2	0,0102 (4)	0,001369 (23)	0,000274 (5)	0,0120 (4)
$\gamma_{11,4}(\text{Te})$	450,8 (2)	0,21 (7)	M1+33%E2	0,0101 (4)	0,001318 (20)	0,000263 (5)	0,0118 (4)
$\gamma_{13,7}(\text{Te})$	455,1 (1)	0,11 (7)	M1+50%E2	0,0097 (4)	0,001287 (19)	0,000258 (4)	0,0113 (4)
$\gamma_{4,0}(\text{Te})$	473,26 (4)	25,1 (7)	M1+4%E2	0,00928 (14)	0,001159 (17)	0,000231 (4)	0,01072 (16)
$\gamma_{5,0}(\text{Te})$	501,93 (1)	0,65 (11)	M1+10,4%E2	0,00795 (13)	0,000997 (14)	0,000199 (3)	0,00919 (14)
$\gamma_{6,2}(\text{Te})$	543,2 (1)	2,64 (11)	E2	0,00553 (8)	0,000761 (11)	0,0001525 (22)	0,00648 (9)
$\gamma_{11,3}(\text{Te})$	583,2 (2)	0,32 (18)	E1	0,001622 (23)	0,000196 (3)	0,0000389 (6)	0,00187 (3)
$\gamma_{12,4}(\text{Te})$	603,9 (2)	4,23 (11)	M1+2%E2	0,00513 (8)	0,000634 (10)	0,0001261 (18)	0,00592 (9)
$\gamma_{17,7}(\text{Te})$	624,2 (1)	0,064 (21)	M1+50%E2	0,0043 (3)	0,000550 (24)	0,000110 (5)	0,0050 (4)
$\gamma_{13,5}(\text{Te})$	638,3 (1)	0,35 (4)	M1+15%E2	0,00438 (7)	0,000544 (8)	0,0001083 (16)	0,00506 (8)
$\gamma_{14,5}(\text{Te})$	652,8 (1)	0,28 (4)	M1+5,4%E2	0,00423 (7)	0,000522 (8)	0,0001038 (16)	0,00488 (8)
$\gamma_{13,4}(\text{Te})$	666,9 (1)	0,53 (18)	M1+50%E2	0,0037 (3)	0,000464 (23)	0,000093 (5)	0,0042 (3)
$\gamma_{14,4}(\text{Te})$	681,4 (1)	0,53 (25)	M1+50%E2	0,00347 (25)	0,000440 (22)	0,000088 (5)	0,0040 (3)
$\gamma_{7,0}(\text{Te})$	685,09 (7)	35,5 (4)	E2	0,00303 (5)	0,000399 (6)	0,0000797 (12)	0,00352 (5)
$\gamma_{10,2}(\text{Te})$	697,9 (1)	3,37 (18)	E2	0,00289 (4)	0,000380 (6)	0,0000759 (11)	0,00336 (5)
$\gamma_{9,1}(\text{Te})$	721,5 (1)	1,78 (7)	E2	0,00266 (4)	0,000348 (5)	0,0000695 (10)	0,00309 (5)
$\gamma_{19,6}(\text{Te})$	747,2 (1)	0,11 (4)	E1	0,000951 (14)	0,0001142 (16)	0,0000226 (4)	0,001093 (16)
$\gamma_{8,0}(\text{Te})$	762,7 (1)	0,07 (4)	M1+50%E2	0,00265 (20)	0,000332 (19)	0,000066 (4)	0,00306 (22)
$\gamma_{9,0}(\text{Te})$	782,6 (1)	14,7 (3)	M1+4,2%E2	0,00277 (4)	0,000339 (5)	0,0000673 (10)	0,00319 (5)
$\gamma_{16,4}(\text{Te})$	816,5 (1)	0,27 (3)	M1+50%E2	0,00225 (17)	0,000282 (17)	0,000056 (4)	0,00260 (19)
$\gamma_{18,5}(\text{Te})$	821,5 (8)	0,117 (22)					
$\gamma_{11,0}(\text{Te})$	924,0 (2)	0,461 (25)	E2	0,001491 (21)	0,000189 (3)	0,0000376 (6)	0,001725 (25)
$\gamma_{13,0}(\text{Te})$	1140,2 (1)	0,35 (7)	M1+2%E2	0,001179 (20)	0,0001427 (23)	0,0000283 (5)	0,001358 (23)
$\gamma_{14,0}(\text{Te})$	1154,7 (1)	0,039 (21)	M1+E2				
$\gamma_{16,0}(\text{Te})$	1289,8 (1)	0,34 (3)	M1+0,04%E2	0,000901 (13)	0,0001087 (16)	0,0000216 (3)	0,001055 (15)
$\gamma_{19,0}(\text{Te})$	1378,6 (1)	0,07 (4)	M1+E2				

3 Atomic Data

3.1

ω_K	:	0,875	(4)
$\bar{\omega}_L$:	0,0862	(35)
n_{KL}	:	0,917	(4)

3.1.1 X Radiations

	Energy keV	Relative probability
X_K		
$K\alpha_2$	27,202	53,9
$K\alpha_1$	27,4726	100
$K\beta_3$	30,9446	}
$K\beta_1$	30,996	}
$K\beta_5''$	31,232	}
$K\beta_5'$	31,242	}
$K\beta_2$	31,7008	}
$K\beta_4$	31,774	}
$KO_{2,3}$	31,182	}
X_L		
$L\ell$	3,335	
$L\alpha$	3,759 – 3,77	
$L\eta$	3,605	
$L\beta$	4,03 – 4,302	
$L\gamma$	4,572 – 4,829	

3.1.2 Auger Electrons

	Energy keV	Relative probability
Auger K		
KLL	21,804 – 22,989	100
KLX	25,814 – 27,470	45,3
KXY	29,80 – 31,81	5,15
Auger L	2,29 – 3,72	1330

4 Electron Emissions

		Energy keV	Electrons per 100 disint.
e _{AL}	(Te)	2,29 - 3,72	4,90 (14)
e _{AK}	(Te)		0,556 (26)
	KLL	21,804 - 22,989	}
	KLX	25,814 - 27,470	}
	KXY	29,80 - 31,81	}
ec _{1,0 T}	(Te)	29,35 - 61,16	4,79 (24)
ec _{1,0 K}	(Te)	29,35 (2)	3,36 (22)
ec _{1,0 L}	(Te)	56,22 - 56,82	1,14 (9)
ec _{1,0 M}	(Te)	60,15 - 60,59	0,24 (2)
ec _{1,0 N}	(Te)	60,99 - 61,12	0,045 (4)
$\beta_{0,19}^-$	max:	203 (5)	0,18 (4)
$\beta_{0,19}^-$	avg:	55,9 (15)	
$\beta_{0,18}^-$	max:	259 (5)	0,12 (2)
$\beta_{0,18}^-$	avg:	72,8 (16)	
$\beta_{0,17}^-$	max:	273 (5)	0,06 (2)
$\beta_{0,17}^-$	avg:	77,2 (16)	
$\beta_{0,16}^-$	max:	292 (5)	0,61 (4)
$\beta_{0,16}^-$	avg:	83,4 (16)	
$\beta_{0,15}^-$	max:	376 (5)	0,10 (4)
$\beta_{0,15}^-$	avg:	110,7 (17)	
$\beta_{0,14}^-$	max:	427 (5)	0,85 (25)
$\beta_{0,14}^-$	avg:	128,2 (18)	
$\beta_{0,13}^-$	max:	442 (5)	1,35 (21)
$\beta_{0,13}^-$	avg:	133,2 (18)	
$\beta_{0,12}^-$	max:	505 (5)	5,17 (14)
$\beta_{0,12}^-$	avg:	155,3 (18)	
$\beta_{0,11}^-$	max:	658 (5)	1,27 (25)
$\beta_{0,11}^-$	avg:	211,5 (19)	
$\beta_{0,10}^-$	max:	796 (5)	7,72 (21)
$\beta_{0,10}^-$	avg:	264,4 (20)	
$\beta_{0,9}^-$	max:	799 (5)	17,2 (3)
$\beta_{0,9}^-$	avg:	265,8 (20)	
$\beta_{0,7}^-$	max:	897 (5)	34,4 (4)
$\beta_{0,7}^-$	avg:	304,5 (20)	
$\beta_{0,6}^-$	max:	951 (5)	4,00 (21)
$\beta_{0,6}^-$	avg:	326,2 (21)	
$\beta_{0,4}^-$	max:	1109 (5)	22,6 (8)
$\beta_{0,4}^-$	avg:	391,2 (21)	
$\beta_{0,3}^-$	max:	1241 (5)	2,4 (3)

		Energy keV	Electrons per 100 disint.
$\beta_{0,3}^-$	avg:	446,9 (22)	
$\beta_{0,2}^-$	max:	1494 (5)	2,0 (5)
$\beta_{0,2}^-$	avg:	562,4 (21)	

5 Photon Emissions

5.1 X-Ray Emissions

		Energy keV	Photons per 100 disint.	
XL	(Te)	3,335 — 4,829	0,462 (23)	
XK α_2	(Te)	27,202	1,11 (4)	} K α
XK α_1	(Te)	27,4726	2,06 (7)	}
XK β_3	(Te)	30,9446	}	
XK β_1	(Te)	30,996	}	K' β_1
XK β_5''	(Te)	31,232	}	
XK β_5'	(Te)	31,242	}	
XK β_2	(Te)	31,7008	}	
XK β_4	(Te)	31,774	}	K' β_2
XKO _{2,3}	(Te)	31,182	}	

5.2 Gamma Emissions

	Energy keV	Photons per 100 disint.
$\gamma_{1,0}(\text{Te})$	61,16 (2)	1,140 (14)
$\gamma_{10,6}(\text{Te})$	154,7 (1)	0,12 (3)
$\gamma_{3,2}(\text{Te})$	252,64 (9)	8,28 (14)
$\gamma_{9,5}(\text{Te})$	280,7 (1)	0,53 (4)
$\gamma_{6,3}(\text{Te})$	290,5 (1)	1,84 (7)
$\gamma_{11,6}(\text{Te})$	292,6 (2)	0,28 (14)
$\gamma_{9,4}(\text{Te})$	309,4 (1)	0,076 (13)
$\gamma_{12,7}(\text{Te})$	392,0 (2)	0,92 (7)
$\gamma_{4,1}(\text{Te})$	412,10 (5)	3,43 (18)
$\gamma_{15,9}(\text{Te})$	423,7 (7)	0,10 (4)
$\gamma_{5,1}(\text{Te})$	440,77 (2)	0,7 (3)
$\gamma_{10,3}(\text{Te})$	445,3 (1)	4,18 (11)
$\gamma_{11,4}(\text{Te})$	450,8 (2)	0,21 (7)

	Energy keV	Photons per 100 disint.
$\gamma_{13,7}(\text{Te})$	455,1 (1)	0,11 (7)
$\gamma_{4,0}(\text{Te})$	473,26 (4)	24,8 (7)
$\gamma_{5,0}(\text{Te})$	501,93 (1)	0,64 (11)
$\gamma_{6,2}(\text{Te})$	543,2 (1)	2,62 (11)
$\gamma_{11,3}(\text{Te})$	583,2 (2)	0,32 (18)
$\gamma_{12,4}(\text{Te})$	603,9 (2)	4,21 (11)
$\gamma_{17,7}(\text{Te})$	624,2 (1)	0,064 (21)
$\gamma_{13,5}(\text{Te})$	638,3 (1)	0,35 (4)
$\gamma_{14,5}(\text{Te})$	652,8 (1)	0,28 (4)
$\gamma_{13,4}(\text{Te})$	666,9 (1)	0,53 (18)
$\gamma_{14,4}(\text{Te})$	681,4 (1)	0,53 (25)
$\gamma_{7,0}(\text{Te})$	685,09 (7)	35,4 (4)
$\gamma_{10,2}(\text{Te})$	697,9 (1)	3,36 (18)
$\gamma_{9,1}(\text{Te})$	721,5 (1)	1,77 (7)
$\gamma_{19,6}(\text{Te})$	747,2 (1)	0,11 (4)
$\gamma_{8,0}(\text{Te})$	762,7 (1)	0,07 (4)
$\gamma_{9,0}(\text{Te})$	782,6 (1)	14,7 (3)
$\gamma_{16,4}(\text{Te})$	816,5 (1)	0,27 (3)
$\gamma_{18,5}(\text{Te})$	821,5 (8)	0,117 (22)
$\gamma_{11,0}(\text{Te})$	924,0 (2)	0,460 (25)
$\gamma_{13,0}(\text{Te})$	1140,2 (1)	0,35 (7)
$\gamma_{14,0}(\text{Te})$	1153,99 (9)	0,039 (21)
$\gamma_{16,0}(\text{Te})$	1288,90 (8)	0,34 (3)
$\gamma_{19,0}(\text{Te})$	1378,6 (1)	0,07 (4)

6 Main Production Modes

Te – $^{128}(\gamma,p)\text{Sb}$ – 127

Te – $^{130}(d,\alpha n)\text{Sb}$ – 127

U – $^{235}(n,f)\text{Sb}$ – 127

U – $^{235}(d,f)\text{Sb}$ – 127

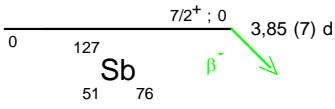
U – $^{235}(\alpha,f)\text{Sb}$ – 127

U – $^{238}(n,f)\text{Sb}$ – 127

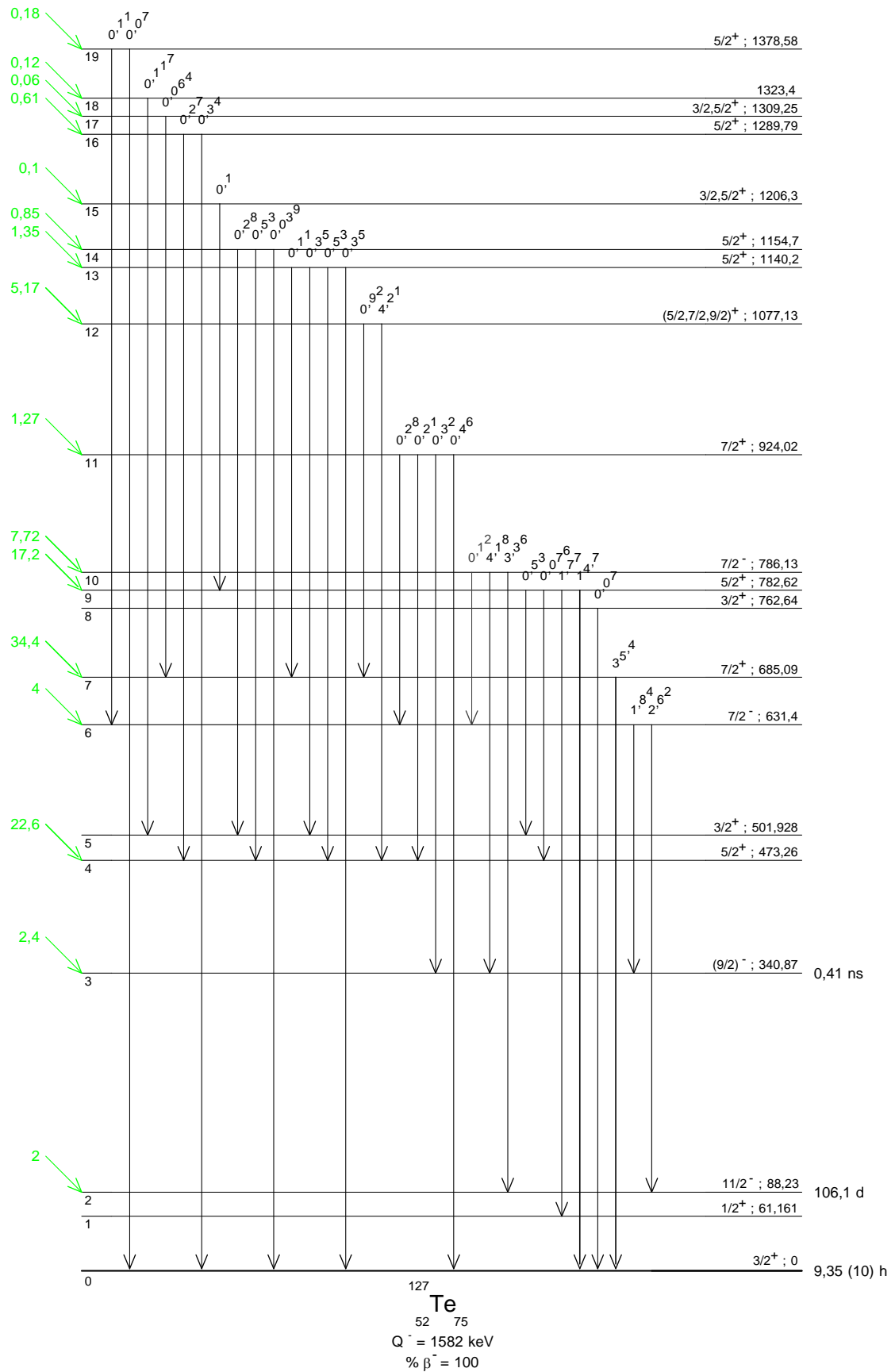
7 References

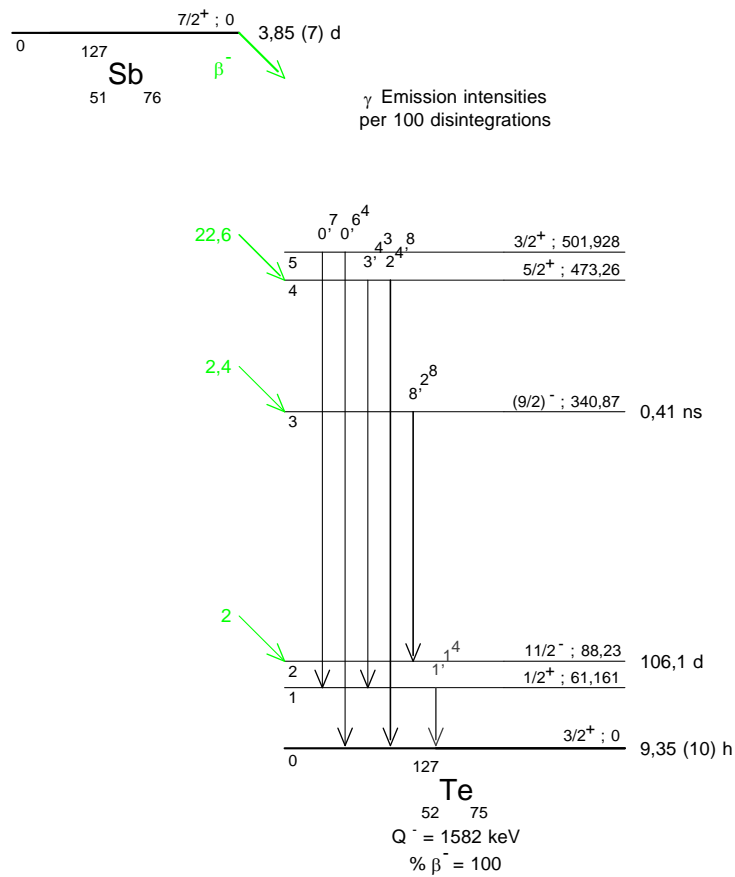
- P.ABELSON. Phys. Rev. 56 (1939) 1
(Half-life)
- W.E.GRUMMIT, G.WILKINSON. Nature 158 (1946) 163
(Half-life)
- N.R.SLEIGHT, W.H.SULLIVAN. NNS 9 (1950) 928
(Half-life, Q)
- H.BOSCH, H.MUNCZEK. Phys. Rev. 106 (1957) 983
(Half-life, Gamma-ray energies, Gamma-ray emission probabilities)

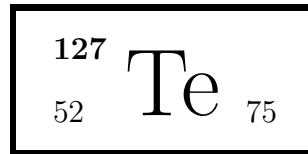
- B.J.DROPECKY, C.J.ORTH. *J. Inorg. Nucl. Chem.* 24 (1962) 1301
(Half-life, Gamma-ray energies)
- J.UHLER, G.H.NEUMANN, O.MELIN, T.ALVAGER. *Ark. Fysik* 21 (1962) 35
(Half-life, Gamma-ray energies, Gamma-ray emission probabilities)
- E.HAGEBO. *J. Inorg. Nucl. Chem.* 29 (1967) 2515
(Half-life)
- R.C.RAGAINI, G.E.GORDON, W.B.WALTERS. *Nucl. Phys.* A99 (1967) 547
(Gamma-ray energies, Gamma-ray emission probabilities)
- I.TAKEMOTO, T.IWASHITA, S.KAGEYAMA. *J. Phys. Soc. Japan* 23 (1967) 153
(Gamma-ray energies, Gamma-ray emission probabilities, Q, Beta-particle emission probability)
- K.S.KRANE, W.A.STEYERT. *Phys. Rev. C* 6 (1972) 2268
(Spin, Parity, Mixing ratios)
- J.A.PANONTIN, N.SUGARMAN. *J. Inorg. Nucl. Chem.* 34 (1972) 1485
(Half-life)
- J.C.SOARES, P.HERZOG, H.HUBEL. *Nucl. Phys.* A224 (1974) 358
(Mixing ratios)
- F.P.LARKINS. *At. Data Nucl. Data Tables* 20 (1977) 311
(Auger-electron energies, Conversion electron energies)
- K.S.KRANE. *At. Data Nucl. Data Tables* 19 (1977) 363
(Mixing ratios)
- M.O.M.D.DE SOUZA, R.N.SAXENA. *Phys. Rev. C* 31 (1985) 593
(Mixing ratios)
- E.SCHONFELD, H.JANSSEN. *Nucl. Instrum. Methods Phys. Res.* A369 (1996) 527
(X(K), X(L), Auger electrons)
- E.SCHONFELD, G.RODLOFF. PTB Report-6.11-98-1 (1998)
(Auger electrons)
- E.SCHONFELD, G.RODLOFF. PTB Report-6.11-1999-1 (1999)
(XK-rays)
- I.M.BAND, M.B.TRZHASKOVSKAYA, C.W.NESTOR JR., P.O.TIKKANEN, S.RAMAN. *At. Data Nucl. Data Tables* 81 (2002) 1
(Theoretical ICC)
- S.RAMAN, C.W.NESTOR JR., A.ICHIHARA, M.B.TRZHASKOVSKAYA. *Phys. Rev. C* 66 (2002) 044312
(Theoretical ICC)
- G.AUDI, A.H.WAPSTRA, C.THIBAUT. *Nucl. Phys.* A729 (2003) 337
(Q)
- R.S.DESLATTES, E.G.KESSLER JR., P.INDELICATO, L.DE BILLY, E.LINDROTH, J.ATON. *Rev. Mod. Phys.* 75 (2003) 35
(X-ray energies)
- J.HONZATKO, V.BONDARENKO, I.TOMANDI, T.VON EGIDY, H.-F. WIRTH, D. BUCURESCU, V.YU. PONOMAREV, N. MARGINEAN, R. HERTENBERGER, Y. EISERMANN, G. GRAW, L. RUBACEK. *Nucl. Phys.* A756 (2005) 249
(Nuclear levels, Gamma-ray energies)
- T.KIBEDI, T.W.BURROWS, M.B.TRZHASKOVSKAYA, P.M.DAVIDSON, C.W.NESTOR JR. *Nucl. Instrum. Methods Phys. Res.* A589 (2008) 202
(Theoretical ICC)
- A.HASHIZUME. *Nucl. Data Sheets* 112 (2011) 1647
(Nuclear levels)
- G.AUDI, M.WANG. Private communication, Atomic mass evaluation, CSNSM (2011)
(Q)



γ Emission intensities per 100 disintegrations







1 Decay Scheme

Te-127 undergoes beta decay to various nuclear levels of I-127 through five β^- and nine subsequent γ emissions.

Le tellure 127 se désintègre par émissions bêta moins vers des niveaux excités et, principalement, vers le niveau fondamental de l'iode 127.

2 Nuclear Data

$$T_{1/2}(^{127}\text{Te}) : 9,35 \quad (10) \quad \text{h}$$

$$Q^-(^{127}\text{Te}) : 702 \quad (4) \quad \text{keV}$$

2.1 β^- Transitions

	Energy keV	Probability $\times 100$	Nature	lg ft
$\beta_{0,5}^-$	84 (4)	0,00013 (2)	allowed	8,38
$\beta_{0,4}^-$	284 (4)	1,19 (2)	allowed	6,086
$\beta_{0,3}^-$	327 (4)	0,0006 (3)	allowed	9,58
$\beta_{0,2}^-$	499 (4)	0,025 (3)	allowed	8,57
$\beta_{0,0}^-$	702 (4)	98,780 (14)	allowed	5,49

2.2 Gamma Transitions and Internal Conversion Coefficients

	Energy keV	$P_{\gamma+ce}$ $\times 100$	Multipolarity	α_K	α_L	α_M	α_T
$\gamma_{1,0}(\text{I})$	57,608 (11)	0,144 (3)	M1+0,7%E2	3,16 (5)	0,449 (8)	0,0910 (16)	3,72 (6)
$\gamma_{2,1}(\text{I})$	145,252 (14)	0,0059 (9)	E2	0,357 (5)	0,0907 (13)	0,0189 (3)	0,471 (7)
$\gamma_{3,2}(\text{I})$	172,132 (12)	0,00035 (23)	M1+0,7%E2	0,1419 (20)	0,0185 (3)	0,00373 (6)	0,1650 (24)
$\gamma_{2,0}(\text{I})$	202,860 (8)	0,062 (2)	M1+21%E2	0,0965 (17)	0,0142 (5)	0,00289 (10)	0,1143 (22)
$\gamma_{4,2}(\text{I})$	215,13 (6)	0,043 (2)	M1+4,0%E2	0,0782 (11)	0,01031 (16)	0,00208 (4)	0,0910 (13)

	Energy keV	$P_{\gamma+ce}$ $\times 100$	Multipolarity	α_K	α_L	α_M	α_T
$\gamma_{4,1}(I)$	360,38 (6)	0,139 (2)	M1+3,6%E2	0,0201 (3)	0,00256 (4)	0,000514 (8)	0,0232 (4)
$\gamma_{3,0}(I)$	374,992 (9)	0,0003 (2)	E2	0,01671 (24)	0,00257 (4)	0,000524 (8)	0,0199 (3)
$\gamma_{4,0}(I)$	417,99 (6)	1,013 (11)	M1+0,6%E2	0,01381 (20)	0,001741 (25)	0,000350 (5)	0,01598 (23)
$\gamma_{5,0}(I)$	618,31 (13)	0,00013 (2)	M1+50%E2	0,0047 (4)	0,00061 (3)	0,000123 (6)	0,0055 (4)

3 Atomic Data

3.1 I

ω_K	:	0,882	(4)
$\bar{\omega}_L$:	0,092	(4)
n_{KL}	:	0,909	(4)

3.1.1 X Radiations

	Energy keV	Relative probability
X_K		
$K\alpha_2$	28,3175	53,8
$K\alpha_1$	28,6123	100
$K\beta_3$	32,2397	}
$K\beta_1$	32,2951	}
$K\beta_5''$	32,539	}
$K\beta_5'$	32,55	}
$K\beta_2$	33,042	}
$K\beta_4$	33,12	}
$KO_{2,3}$	33,166	}
X_L		
$L\ell$	3,485	
$L\alpha$	3,927 – 3,938	
$L\eta$	3,779	
$L\beta$	4,221 – 4,508	
$L\gamma$	4,801 – 5,060	

3.1.2 Auger Electrons

	Energy keV	Relative probability
Auger K		
KLL	22,659 – 23,909	100
KLX	26,853 – 28,609	45,9
KXY	31,02 – 33,16	5,28
Auger L	2,38 – 3,88	1223

4 Electron Emissions

		Energy keV	Electrons per 100 disint.
e _{AL}	(I)	2,38 - 3,88	0,1174 (18)
e _{AK}	(I)		0,0145 (6)
	KLL	22,659 - 23,909	}
	KLX	26,853 - 28,609	}
	KXY	31,02 - 33,16	}
$\beta_{0,5}^-$	max:	84 (4)	0,00013 (2)
$\beta_{0,5}^-$	avg:	21,8 (11)	
$\beta_{0,4}^-$	max:	284 (4)	1,19 (2)
$\beta_{0,4}^-$	avg:	80,7 (13)	
$\beta_{0,3}^-$	max:	327 (4)	0,0006 (3)
$\beta_{0,3}^-$	avg:	94,5 (13)	
$\beta_{0,2}^-$	max:	499 (4)	0,025 (3)
$\beta_{0,2}^-$	avg:	153,0 (15)	
$\beta_{0,0}^-$	max:	702 (4)	98,780 (14)
$\beta_{0,0}^-$	avg:	227,8 (16)	

5 Photon Emissions

5.1 X-Ray Emissions

		Energy keV	Photons per 100 disint.
XL	(I)	3,485 — 5,060	0,0119 (6)
XK α_2	(I)	28,3175	0,0309 (7) } K α
XK α_1	(I)	28,6123	0,0574 (12) }
XK β_3	(I)	32,2397	}
XK β_1	(I)	32,2951	}
XK β_5''	(I)	32,539	}
XK β_5'	(I)	32,55	}
XK β_2	(I)	33,042	}
XK β_4	(I)	33,12	}
XK $\beta_{2,3}$	(I)	33,166	}
			0,0165 (4) K' β_1
			0,00374 (12) K' β_2

5.2 Gamma Emissions

	Energy keV	Photons per 100 disint.
$\gamma_{1,0}(I)$	57,608 (11)	0,0306 (6)
$\gamma_{2,1}(I)$	145,252 (14)	0,0040 (6)
$\gamma_{3,2}(I)$	172,132 (12)	0,0003 (2)
$\gamma_{2,0}(I)$	202,860 (8)	0,056 (2)
$\gamma_{4,2}(I)$	215,13 (6)	0,039 (2)
$\gamma_{4,1}(I)$	360,38 (6)	0,136 (2)
$\gamma_{3,0}(I)$	374,991 (9)	0,0003 (2)
$\gamma_{4,0}(I)$	417,99 (6)	0,997 (11)
$\gamma_{5,0}(I)$	618,31 (13)	0,00013 (2)

6 Main Production Modes

Te – $^{126}(n,\gamma)Te - 127$

Te – $^{128}(n,2n)Te - 127$

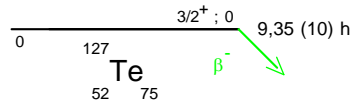
U – $^{235}(n,f)Sb - 127$

Sb – $^{127}(\beta^-)Te - 127$

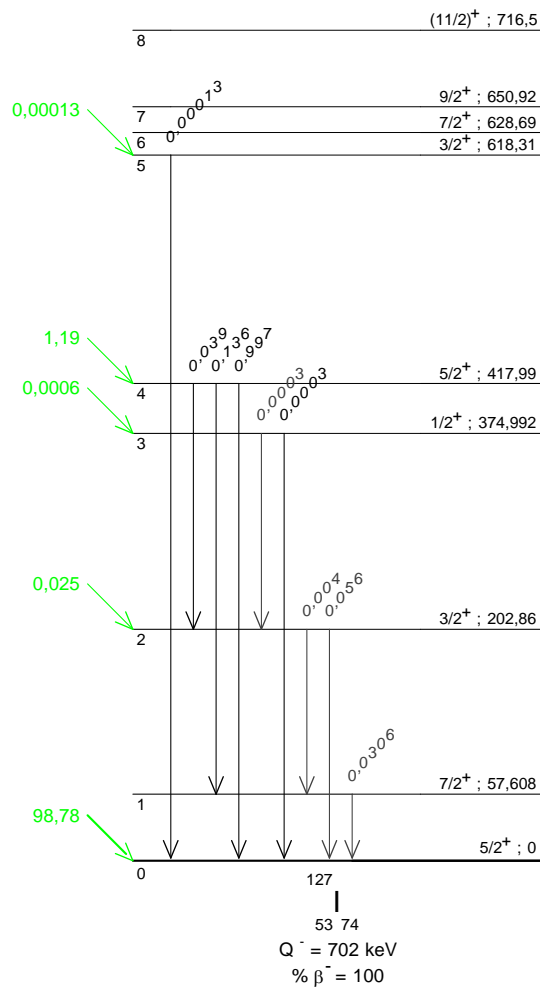
7 References

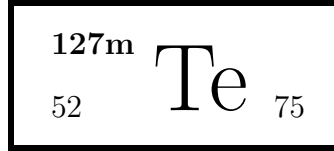
- G.T.SEABORG, J.J.LIVINGOOD, J.W.KENNEDY. Phys. Rev. 57 (1940) 363
(Half-life)
- J.D.KNIGHT, J.P.MIZE, J.W.STARNER, J.W.BARNES. Phys. Rev. 102 (1956) 1592
(Half-life, Gamma-ray energies, Gamma-ray emission probabilities)
- N.K. MAJUMDAR, A.CHATTERJEE. Nucl. Phys. 41 (1963) 192
(Half-life)
- R.L.AUBLE, W.H.KELLY. Nucl. Phys. 73 (1965) 25
(Gamma-ray energies, Gamma-ray emission probabilities)
- J.F.NEESON, J.P.ROALSVIG, R.G.ARNS. Can. J. Phys. 44 (1966) 1313
(Gamma-gamma coincidence)
- J.S.GEIGER. Phys. Rev. 158 (1967) 1094
(Multipolarity, ICC)
- S.M.QAIM, M.EJAZ. J. Inorg. Nucl. Chem. 30 (1968) 2577
(Half-life)
- K.E.APT, W.B.WALTERS, G.E.GORDON. Nucl. Phys. A152 (1970) 344
(Gamma-ray energies, Gamma-ray emission probabilities)
- M.BORMANN, H.H.BISSEM, E.MAGIERA, R.WARNEMUNDE. Nucl. Phys. A157 (1970) 481
(Half-life)
- F.P.LARKINS. At. Data Nucl. Data Tables 20 (1977) 311
(Auger energies, Conversion-electron energies)
- R.J.GEHRKE, R.G.HELMER. Int. J. Appl. Radiat. Isot. 28 (1977) 744
(Gamma-ray energies)
- K.S.KRANE. At. Data Nucl. Data Tables 19 (1977) 363
(Mixing ratios)
- K.S.KRANE. At. Data Nucl. Data Tables 25 (1980) 29
(Mixing ratios)
- E.SCHÖNFELD, H.JANSSEN. Nucl. Instrum. Methods Phys. Res. A369 (1996) 527
(X(K), X(L), Auger electrons)

- E.SCHÖNFELD, G.RODLOFF. PTB Report-6.11-98-1 (1998)
(Auger electrons)
- E.SCHÖNFELD, G.RODLOFF. PRB Report-6.11-1999-1 (1999)
(X(K))
- I.M.BAND, M.B.TRZHASKOVSKAYA, C.W.NESTOR JR., P.O.TIKKANEN, S.RAMAN. At. Data Nucl. Data Tables 81 (2002) 1
(Theoretical ICC)
- S.RAMAN, C.W.NESTOR JR., A.ICHIHARA, M.B.TRZHASKOVSKAYA. Phys. Rev. C66 (2002) 044312
(Theoretical ICC)
- G.AUDI, A.H.WAPSTRA, C.THIBAUT. Nucl. Phys. A729 (2003) 337
(Q)
- R.D.DESLATTES, E.G.KESSLER JR., P.INDELICATO, L. DE BILLY, E. LINDROTH, J. ANTON. Rev. Mod. Phys. 75 (2003) 35
(X-ray energies)
- T.KIBEDI, T.W.BURROWS, M.B.TRZHASKOVSKAYA, P.M.DAVIDSON, C.W.NESTOR JR. Nucl. Instrum. Methods Phys. Res. A589 (2008) 202
(Theoretical ICC)
- A.HASHIZUME. Nucl. Data Sheets 112 (2011) 1647
(Nuclear levels)
- G.AUDI, M.WANG. Private communication, Atomic mass evaluation, CSNSM (2011)
(Q)



γ Emission intensities per 100 disintegrations





1 Decay Scheme

Te-127m decays predominantly by isomeric transition with a total IT branch of 97.27(7)% directly to the ground state, and by a β^- branch of 2.73(7)% to nuclear levels of I-127 (primarily the first excited state of I-127).

Le tellure 127 métastable se déexcite vers le niveau fondamental du tellure 127 principalement et, pour une faible part, se désintègre par émissions β^- vers des niveaux excités de l'iode 127.

2 Nuclear Data

$T_{1/2}(^{127\text{m}}\text{Te})$:	106,1	(7)	d
$T_{1/2}(^{127}\text{Te})$:	9,35	(10)	h
$Q^{IT}(^{127\text{m}}\text{Te})$:	88,23	(7)	keV
$Q^-(^{127\text{m}}\text{Te})$:	790	(4)	keV

2.1 β^- Transitions

	Energy keV	Probability $\times 100$	Nature	lg <i>ft</i>
$\beta_{0,8}^-$	74 (4)	0,0141 (6)	1st Forbidden	8,61
$\beta_{0,7}^-$	139 (4)	0,0027 (2)	1st Forbidden	10,18
$\beta_{0,6}^-$	161 (4)	0,00009 (2)	Unique 1st Forbidden	11,3
$\beta_{0,1}^-$	732 (4)	2,71 (7)	Unique 1st Forbidden	9,873

2.2 Gamma Transitions and Internal Conversion Coefficients

	Energy keV	$P_{\gamma+ce}$ $\times 100$	Multipolarity	α_K	α_L	α_M	α_T
$\gamma_{1,0}(\text{I})$	57,608 (11)	2,73 (5)	M1+0,7%E2	3,16 (5)	0,449 (8)	0,0910 (16)	3,72 (6)
$\gamma_{2,0}(\text{Te})$	88,23 (7)	97,3 (18)	M4	486 (7)	506 (8)	120,4 (18)	1138 (17)
$\gamma_{7,1}(\text{I})$	593,31 (8)	0,0024 (2)	M1+5%E2	0,00578 (9)	0,000722 (11)	0,0001448 (21)	0,00668 (10)

	Energy keV	$P_{\gamma+ce}$ $\times 100$	Multipolarity	α_K	α_L	α_M	α_T
$\gamma_{6,0}(\text{I})$	628,69 (16)	0,00009 (2)	M1+50%E2	0,0045 (4)	0,00058 (3)	0,000117 (6)	0,0052 (4)
$\gamma_{7,0}(\text{I})$	650,92 (8)	0,0003 (2)	E2	0,00362 (5)	0,000488 (7)	0,0000985 (14)	0,00423 (6)
$\gamma_{8,1}(\text{I})$	658,89 (6)	0,0141 (6)	E2	0,00351 (5)	0,000472 (7)	0,0000953 (14)	0,00410 (6)

3 Atomic Data

3.1 I

$$\omega_K : 0,882 \quad (4)$$

$$\bar{\omega}_L : 0,092 \quad (4)$$

$$n_{KL} : 0,909 \quad (4)$$

3.1.1 X Radiations

	Energy keV	Relative probability	
X_K	$K\alpha_2$	28,3175	
	$K\alpha_1$	28,6123	
	$K\beta_3$	32,2397	}
	$K\beta_1$	32,2951	
	$K\beta_5''$	32,539	}
	$K\beta_5'$	32,55	
	$K\beta_2$	33,042	}
	$K\beta_4$	33,12	
	$KO_{2,3}$	33,166	
	X_L	$L\ell$	3,485
$L\alpha$		3,927 – 3,938	
$L\eta$		3,779	
$L\beta$		4,221 – 4,508	
$L\gamma$		4,801 – 5,060	

3.1.2 Auger Electrons

	Energy keV	Relative probability
Auger K		
KLL	22,659 – 23,909	100
KLX	26,853 – 28,609	45,7
KXY	31,02 – 33,16	5,24
Auger L	2,37 – 3,88	1220

3.2 Te

$$\begin{aligned} \omega_K &: 0,875 & (4) \\ \bar{\omega}_L &: 0,0862 & (35) \\ n_{KL} &: 0,917 & (4) \end{aligned}$$

3.2.1 X Radiations

	Energy keV	Relative probability
X _K		
K α_2	27,202	53,4
K α_1	27,4726	100
K β_3	30,9446	}
K β_1	30,996	}
K β_5''	31,232	}
K β_5'	31,242	}
K β_2	31,7008	}
K β_4	31,774	}
K $O_{2,3}$	31,182	}
X _L		
L ℓ	3,335	
L α	3,759 – 3,77	
L η	3,605	
L β	4,03 – 4,302	
L γ	4,572 – 4,829	

3.2.2 Auger Electrons

	Energy keV	Relative probability
Auger K		
KLL	21,804 – 22,989	100
KLX	25,814 – 27,470	45,2
KXY	29,80 – 31,81	5,13
Auger L	2,29 – 3,72	2154

4 Electron Emissions

		Energy keV	Electrons per 100 disint.
e _{AL}	(I)	2,37 - 3,88	1,74 (3)
e _{AK}	(I)		0,216 (9)
	KLL	22,659 - 23,909	}
	KLX	26,853 - 28,609	}
	KXY	31,02 - 33,16	}
e _{AL}	(Te)	2,29 - 3,72	74,3 (10)
e _{AK}	(Te)		5,19 (21)
	KLL	21,804 - 22,989	}
	KLX	25,814 - 27,470	}
	KXY	29,80 - 31,81	}
ec _{1,0} T	(I)	24,44 - 57,61	2,15 (5)
ec _{1,0} K	(I)	24,44 (1)	1,83 (3)
ec _{1,0} L	(I)	52,42 - 53,05	0,26 (1)
ec _{1,0} M	(I)	56,54 - 56,99	0,0526 (13)
ec _{2,0} T	(Te)	56,42 - 88,23	97,2 (23)
ec _{2,0} K	(Te)	56,42 (7)	41,5 (10)
ec _{2,0} L	(Te)	83,29 - 83,89	43,2 (11)
ec _{2,0} M	(Te)	87,22 - 87,66	10,28 (25)
ec _{2,0} N	(Te)	88,06 - 88,19	1,98 (5)
$\beta_{0,8}^-$	max:	74 (4)	0,0141 (6)
$\beta_{0,8}^-$	avg:	19,1 (11)	
$\beta_{0,7}^-$	max:	139 (4)	0,0027 (2)
$\beta_{0,7}^-$	avg:	37,2 (12)	

		Energy keV		Electrons per 100 disint.
$\beta_{0,6}^-$	max:	161	(4)	0,00009 (2)
$\beta_{0,6}^-$	avg:	52,9	(14)	
$\beta_{0,1}^-$	max:	732	(4)	2,71 (7)
$\beta_{0,1}^-$	avg:	255,9	(15)	

5 Photon Emissions

5.1 X-Ray Emissions

		Energy keV		Photons per 100 disint.	
XL	(I)	3,485 — 5,060		0,177 (9)	
XK α_2	(I)	28,3175		0,459 (12)	} K α
XK α_1	(I)	28,6123		0,852 (21)	
XK β_3	(I)	32,2397		} 0,245 (7)	K' β_1
XK β_1	(I)	32,2951			
XK β_5''	(I)	32,539			
XK β_5'	(I)	32,55			
XK β_2	(I)	33,042			
XK β_4	(I)	33,12		} 0,0555 (19)	K' β_2
XKO $_{2,3}$	(I)	33,166			
XL	(Te)	3,335 — 4,829		7,0 (3)	
XK α_2	(Te)	27,202		10,3 (3)	} K α
XK α_1	(Te)	27,4726		19,3 (5)	
XK β_3	(Te)	30,9446		} 5,51 (15)	K' β_1
XK β_1	(Te)	30,996			
XK β_5''	(Te)	31,232			
XK β_5'	(Te)	31,242			
XK β_2	(Te)	31,7008			
XK β_4	(Te)	31,774		} 1,20 (5)	K' β_2
XKO $_{2,3}$	(Te)	31,182			

5.2 Gamma Emissions

	Energy keV	Photons per 100 disint.
$\gamma_{1,0}(I)$	57,608 (11)	0,578 (10)
$\gamma_{2,0}(Te)$	88,23 (7)	0,0854 (16)
$\gamma_{7,1}(I)$	593,31 (8)	0,0024 (2)
$\gamma_{6,0}(I)$	628,69 (16)	0,00009 (2)
$\gamma_{7,0}(I)$	650,92 (8)	0,0003 (2)
$\gamma_{8,1}(I)$	658,89 (6)	0,0140 (6)

6 Main Production Modes

Te – $^{126}(n,\gamma)Te$ – ^{127m}Te

Te – $^{128}(n,2n)Te$ – ^{127m}Te

U – $^{235}(n,f)Sb$ – ^{127}Te

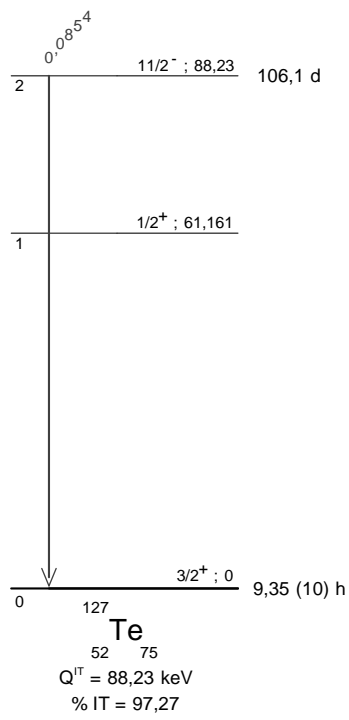
Sb – $^{127}(\beta^-)Te$ – ^{127m}Te

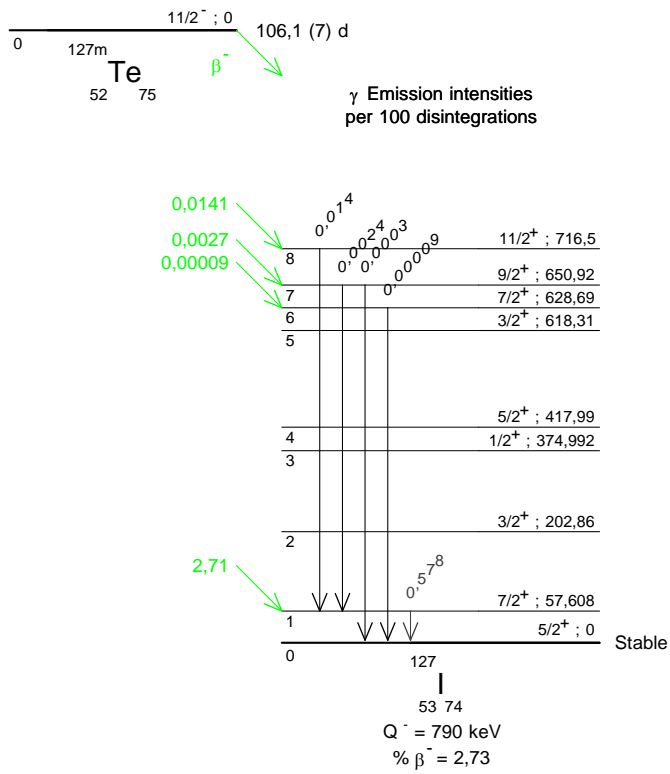
7 References

- G.T.SEABORG, J.J.LIVINGOOD, J.W.KENNEDY. Phys. Rev. 57 (1940) 363
(Half-life)
- J.M.CORK, A.E.STODDARD, C.E.BRANYAN, W.J.CHILDS, D.W.MARTIN, J.M.LEBLANC. Phys. Rev. 84 (1951) 596
(Half-life)
- J.D.KNIGHT, J.P.MIZE, J.W.STARNER, J.W.BARNES. Phys. Rev. 102 (1956) 1592
(Half-life, Gamma-ray energies, Gamma-ray emission probabilities)
- R.L.AUBLE, W.H.KELLY. Nucl. Phys. 73 (1965) 25
(Gamma-ray energies, Gamma-ray emission probabilities)
- G.ANDERSSON, G.RUDSTAM, G.SORENSEN. Ark. Fysik 28 (1965) 37
(Half-life)
- J.F.NEESON, J.P.ROALSVIG, R.G.ARNS. Can. J. Phys. 44 (1966) 1313
(Gamma-gamma coincidence, ICC)
- J.S.GEIGER. Phys. Rev. 158 (1967) 1094
(Multipolarity, ICC)
- K.E.APT, W.B.WALTERS, G.E.GORDON. Nucl. Phys. A152 (1970) 344
(Gamma-ray energies, Gamma-ray emission probabilities)
- R.A.KALINAUSKAS, K.V.MAKARYUNAS, R.I.DAVIDONIS. Sov. J. Nucl. Phys. 15 (1972) 350
(M4 transition, ICC ratios)
- R.A.KALINAUSKAS, K.V.MAKARYUNAS, R.I.DAVIDONIS. Bull. Acad. Sci. USSR, Phys. Ser. 36 (1973) 2188
(M4 transition, ICC(N))
- S.K.SONI, A.KUMAR, S.L.GUPTA, S.C.PANCHOLI. Z. Phys. A282 (1977) 49
(M4 transition, ICC)
- K.S.KRANE. At. Data Nucl. Data Tables 19 (1977) 363
(Mixing ratios)
- F.P.LARKINS. At. Data Nucl. Data Tables 20 (1977) 311
(Auger energies, Conversion-electron energies)
- K.S.KRANE. At. Data Nucl. Data Tables 25 (1980) 29
(Mixing ratios)
- E.SCHÖNFELD, H.JANSSEN. Nucl. Instrum. Methods Phys. Res. A369 (1996) 527
(X(K), X(L), Auger electrons)

- E.SCHÖNFELD, G.RODLOFF. PTB Report-6.11-98-1 (1998)
(Auger electrons)
- E.SCHÖNFELD, G.RODLOFF. PTB Report-6.11-1999-1 (1999)
(X(K))
- I.M.BAND, M.B.TRZHASKOVSKAYA, C.W.NESTOR JR., P.O.TIKKANEN, S.RAMAN. At. Data Nucl. Data Tables 81 (2002) 1
(Theoretical ICC)
- S.RAMAN, C.W.NESTOR JR., A.ICHIHARA, M.B.TRZHASKOVSKAYA. Phys. Rev. C66 (2002) 044312
(Theoretical ICC)
- G.AUDI, A.H.WAPSTRA, C.THIBAUT. Nucl. Phys. A729 (2003) 337
(Q)
- R.D.DESLATTES, E.G.KESSLER JR., P.INDELICATO, L. DE BILLY, E.LINDROTH, J.ANTON. Rev. Mod. Phys. 75 (2003) 35
(X-ray energies)
- M.C.EASTMAN, K.S.KRANE. Phys. Rev. C77 (2008) 024303
(Half-life)
- T.KIBÈDI, T.W.BURROWS, M.B.TRZHASKOVSKAYA, P.M.DAVIDSON, C.W.NESTOR JR. Nucl. Instrum. Methods Phys. Res. A589 (2008) 202
(Theoretical ICC)
- A.HASHIZUME. Nucl. Data Sheets 112 (2011) 1647
(Nuclear levels)
- G.AUDI, M.WANG. Private communication, Atomic mass evaluation, CSNSM (2011)
(Q)

γ Emission intensities
per 100 disintegrations







1 Decay Scheme

Le césium 134 se désintègre essentiellement par émission bêta moins vers des niveaux excités du baryum 134.

Cs-134 desintegrates mainly by beta minus emissions to excited levels in Ba-134.

2 Nuclear Data

$T_{1/2}({}^{134}\text{Cs})$:	2,0644	(14)	a
$Q^+({}^{134}\text{Cs})$:	1233,3	(8)	keV
$Q^-({}^{134}\text{Cs})$:	2058,98	(33)	keV

2.1 Electron Capture Transitions

	Energy keV	Probability × 100	Nature	lg <i>ft</i>	P_K	P_L	P_M
$\epsilon_{0,1}$	386,3 (8)	0,0003 (1)	2nd Forbidden	13	0,8361 (16)	0,1289 (11)	0,0283 (6)

2.2 β^- Transitions

	Energy keV	Probability × 100	Nature	lg <i>ft</i>
$\beta_{0,5}^-$	89,06 (33)	27,27 (3)	Allowed	6,49
$\beta_{0,4}^-$	415,64 (33)	2,498 (8)	Allowed	9,65
$\beta_{0,3}^-$	658,39 (33)	70,19 (8)	Allowed	8,89
$\beta_{0,2}^-$	891,01 (33)	~ 0	2nd Forbidden	13
$\beta_{0,1}^-$	1454,26 (33)	0,06 (6)	2nd Forbidden	13,1

2.3 Gamma Transitions and Internal Conversion Coefficients

	Energy keV	$P_{\gamma+ce}$ $\times 100$	Multipolarity	α_K	α_L	α_M	α_T
$\gamma_{4,3}$ (Ba)	242,746 (6)	0,0262 (34)	(M1+E2)	0,0722 (12)	0,0120 (25)	0,0025 (6)	0,087 (3)
$\gamma_{5,4}$ (Ba)	326,585 (6)	0,0177 (11)	(M1+E2)	0,031 (3)	0,0047 (3)	0,00097 (8)	0,0367 (22)
$\gamma_{4,2}$ (Ba)	475,368 (5)	1,496 (7)	M1+97(92)%E2	0,0096 (4)	0,00146 (3)	0,000304 (6)	0,0114 (5)
$\gamma_{2,1}$ (Ba)	563,2457 (36)	8,402 (15)	E2	0,00603 (9)	0,000881 (13)	0,000183 (3)	0,00714 (10)
$\gamma_{5,3}$ (Ba)	569,331 (6)	15,512 (21)	M1+7,27(4)%E2	0,00805 (12)	0,001039 (15)	0,000214 (3)	0,00936 (14)
$\gamma_{1,0}$ (Ba)	604,7223 (19)	98,21 (8)	E2	0,00503 (7)	0,000721 (10)	0,0001495 (21)	0,00593 (9)
$\gamma_{3,1}$ (Ba)	795,8677 (44)	85,73 (9)	E2	0,00258 (4)	0,000351 (5)	0,0000724 (11)	0,00302 (5)
$\gamma_{5,2}$ (Ba)	801,953 (5)	8,720 (16)	E2	0,00254 (4)	0,000344 (5)	0,000071 (1)	0,00297 (5)
$\gamma_{1,0}$ (Xe)	847,041 (23)	0,0003 (1)	E2				
$\gamma_{4,1}$ (Ba)	1038,6137 (44)	0,9930 (33)	M1+33,5(19)%E2	0,00179 (6)	0,000228 (7)	0,0000467 (13)	0,00208 (7)
$\gamma_{2,0}$ (Ba)	1167,968 (3)	1,793 (5)	E2	0,001122 (16)	0,0001444 (21)	0,0000297 (5)	0,001307 (19)
$\gamma_{5,1}$ (Ba)	1365,1987 (44)	3,022 (8)	E2	0,000820 (12)	0,0001039 (15)	0,0000213 (3)	0,000987 (14)

3 Atomic Data

3.1 Ba

ω_K	:	0,900	(4)
$\bar{\omega}_L$:	0,110	(5)
n_{KL}	:	0,888	(4)

3.1.1 X Radiations

	Energy keV	Relative probability	
X_K	$K\alpha_2$	31,8174	
	$K\alpha_1$	32,1939	
	$K\beta_3$	36,3045	}
	$K\beta_1$	36,3786	}
	$K\beta_5''$	36,654	}
			29,41
	$K\beta_2$	37,258	}
	$K\beta_4$	37,312	}
	$KO_{2,3}$	37,425	}
			7,41
X_L	$L\ell$	3,9544	
	$L\alpha$	4,4515 – 4,4666	
	$L\eta$	4,3307	
	$L\beta$	4,8278 – 5,207	
	$L\gamma$	5,3715 – 5,8104	

3.1.2 Auger Electrons

	Energy keV	Relative probability
Auger K		
KLL	25,314 – 26,786	100
KLX	30,095 – 32,179	47,7
KXY	34,86 – 37,41	5,7
Auger L	2,66 – 5,81	

4 Electron Emissions

		Energy keV		Electrons per 100 disint.
e _{AL}	(Ba)	2,66 - 5,81		0,850 (5)
e _{AK}	(Ba)			0,093 (4)
	KLL	25,314 - 26,786	}	
	KLX	30,095 - 32,179	}	
	KXY	34,86 - 37,41	}	
ec _{2,1} K	(Ba)	525,805	(4)	0,0503 (8)
ec _{5,3} K	(Ba)	531,890	(6)	0,1237 (19)
ec _{5,3} L	(Ba)	563,342 - 564,084		0,01597 (23)
ec _{1,0} K	(Ba)	567,282	(2)	0,491 (7)
ec _{1,0} L	(Ba)	598,734 - 599,475		0,0704 (10)
ec _{1,0} M	(Ba)	603,430 - 603,942		0,01460 (21)
ec _{3,1} K	(Ba)	758,427	(4)	0,2205 (34)
ec _{5,2} K	(Ba)	764,512	(5)	0,02208 (35)
ec _{3,1} L	(Ba)	789,879 - 790,621		0,0300 (4)
$\beta_{0,5}^-$	max:	89,06	(33)	27,27 (3)
$\beta_{0,5}^-$	avg:	23,2	(4)	
$\beta_{0,4}^-$	max:	415,64	(33)	2,498 (8)
$\beta_{0,4}^-$	avg:	123,6	(4)	
$\beta_{0,3}^-$	max:	658,39	(33)	70,19 (8)
$\beta_{0,3}^-$	avg:	210,3	(4)	
$\beta_{0,2}^-$	max:	891,01	(33)	~ 0
$\beta_{0,2}^-$	avg:	300	(1)	
$\beta_{0,1}^-$	max:	1454,26	(33)	0,06 (6)
$\beta_{0,1}^-$	avg:	535	(1)	

5 Photon Emissions

5.1 X-Ray Emissions

		Energy keV	Photons per 100 disint.	
XL	(Ba)	3,9544 — 5,8104	0,1058 (17)	
XK α_2	(Ba)	31,8174	0,2378 (26)	} K α
XK α_1	(Ba)	32,1939	0,438 (5)	
XK β_3	(Ba)	36,3045	}	K' β_1
XK β_1	(Ba)	36,3786	}	
XK β_5''	(Ba)	36,654	}	
XK β_2	(Ba)	37,258	}	K' β_2
XK β_4	(Ba)	37,312	}	
XK $O_{2,3}$	(Ba)	37,425	}	

5.2 Gamma Emissions

	Energy keV	Photons per 100 disint.
$\gamma_{4,3}$ (Ba)	242,76 (5)	0,0241 (31)
$\gamma_{5,4}$ (Ba)	326,585 (14)	0,0171 (11)
$\gamma_{4,2}$ (Ba)	475,365 (2)	1,479 (7)
$\gamma_{2,1}$ (Ba)	563,246 (3)	8,342 (15)
$\gamma_{5,3}$ (Ba)	569,330 (2)	15,368 (21)
$\gamma_{1,0}$ (Ba)	604,720 (3)	97,63 (8)
$\gamma_{3,1}$ (Ba)	795,86 (1)	85,47 (9)
$\gamma_{5,2}$ (Ba)	801,950 (6)	8,694 (16)
$\gamma_{4,1}$ (Ba)	1038,605 (8)	0,9909 (33)
$\gamma_{2,0}$ (Ba)	1167,967 (4)	1,791 (5)
$\gamma_{5,1}$ (Ba)	1365,194 (4)	3,019 (8)

6 Main Production Modes

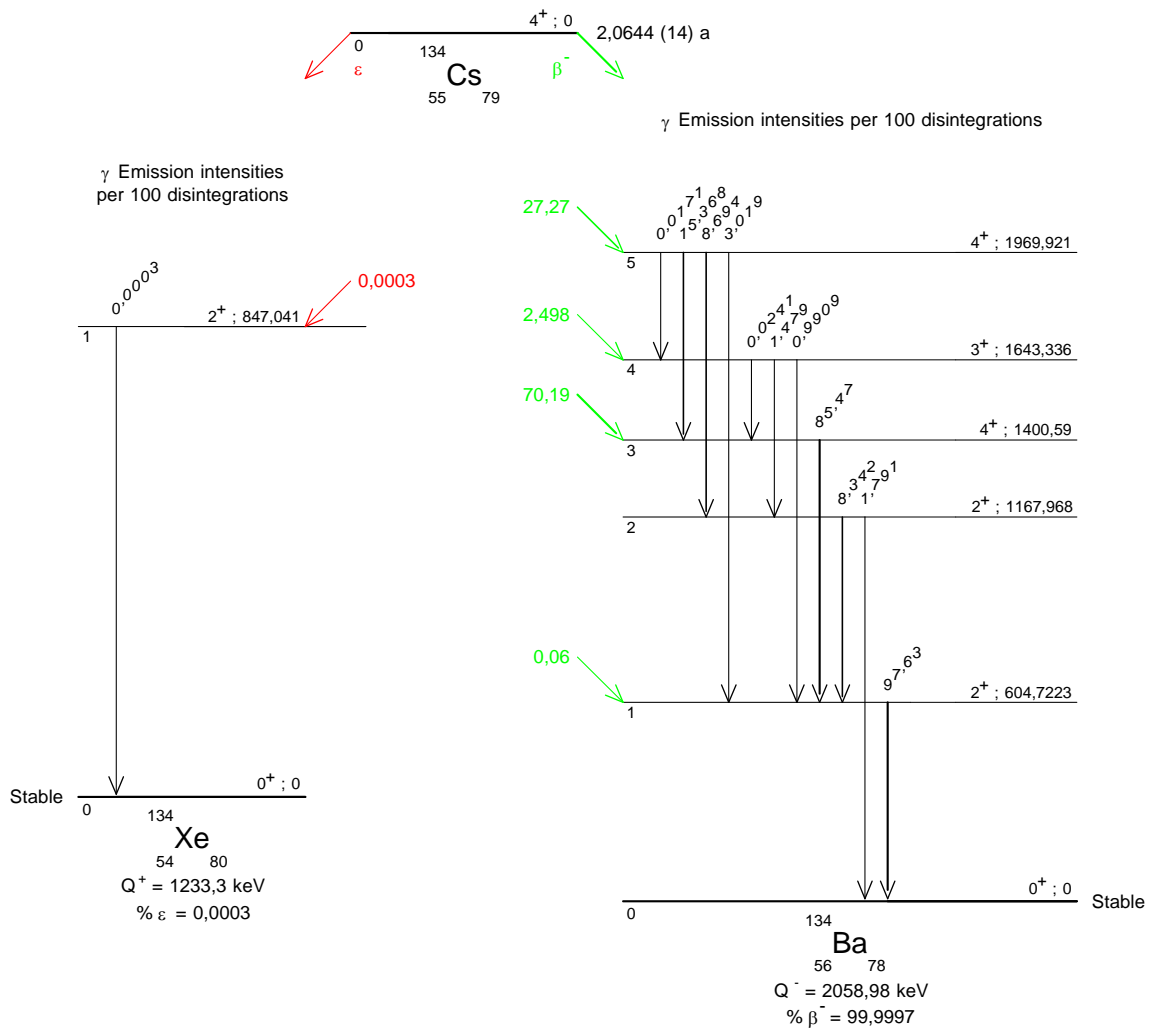
$$\left\{ \begin{array}{l} \text{Cs} - 133(n,\gamma)\text{Cs} - 134 \quad \sigma : 29,0 (15) \text{ barns} \\ \text{Possible impurities : Cs} - 134\text{m} \end{array} \right.$$

$$\left\{ \begin{array}{l} \text{Cs} - 133(n,\gamma)\text{Cs} - 134\text{m} \\ \text{Cs} - 134\text{m(I.T.)Cs} - 134 \\ \text{Possible impurities : T1/2} = 2,913 \text{ h} \end{array} \right.$$

7 References

- R.A.BROWN, G.T.EWAN. Nucl. Phys. 68 (1965) 325
(Gamma-ray emission probabilities Gamma-ray energies K ICC)
- E.F.ZGANJAR, J.H.HAMILTON. Can. J. Phys. 44 (1966) 549
(K ICC L ICC)
- J.LEGRAND, J.P.BOULANGER. Compt. Rend. Ac. Sci. Ser B265 (1967) 782
(Gamma-ray emission probabilities Gamma-ray energies)
- D.E.RAESIDE, J.J.REIDY, M.L.WIEDENBECK. Nucl. Phys. A98 (1967) 54
(Gamma-ray emission probabilities Gamma-ray energies)
- T.S.NAGPAL. Can. J. Phys. 46 (1968) 2579
(K ICC)
- E.C.ALEXANDER JR, G.A.BENNETT, B.SRINIVASAN, O.K.MANUEL. Phys. Rev. 175 (1968) 1494
(Beta emission energies)
- S.T.HSUE, M.U.KIM, L.M LANGER, E.H.SPEJEWSKI. Nucl. Phys. A109 (1968) 423
(Beta emission energies Beta emission probabilities Q)
- A.ABDUL-MALEK, *et al.*. Nucl. Phys. A106 (1968) 225
(Gamma ray energies and intensities)
- B.SINGH, A.H.KUKOC, H.W TAYLOR. Can. J. Phys. 47 (1969) 1863
(Gamma-ray emission probabilities)
- B.SINGH, H.W.TAYLOR, . Nucl. Phys. A145 (1970) 561
(Mixing Ratio)
- S.T.HSUE, M.U.KIM, L.M.LANGER, E.H.SPEJEVSKI. Nucl. Phys. 141 (1970) 674
(Beta emission energies Beta emission probabilities Q)
- S.HOFMANN, H.K.WALTER, A.WEITSCH. Z. Phys. 230 (1970) 37
(Gamma-ray emission probabilities Mixing Ratio Mean half-life)
- M.BEHAR, R.M.STEFFEN, C.TELESCO. Nucl. Phys. A192 (1972) 218
(Spin and Parity K ICC)
- F.LAGOUTINE, J.LEGRAND, C.PERROT, J.P BRETHON, J.MOREL. Int. J. Appl. Radiat. Isotop. 23 (1972) 219
(Half-life)
- P.H.STELSON, S.RAMAN, W.A.McNABB, R.W.LIDE, C.R.BINGHAM. Phys. Rev. C8 (1973) 368
(Gamma-ray emission probabilities)
- L.A.DIETZ, C.F.PACHUKI. J. Inorg. Nucl. Chem. 35 (1973) 1769
(Half-life)
- J.R.VAN HISE, D.C CAMP, R.A MEYER. Z. Phys. A274 (1975) 383
(Gamma-ray energies Gamma-ray emission probabilities)
- K.DEBERTIN, U.SCHOTZIG, K.F.WALTZ. PTB-Rep. An. (1976) 160
(Gamma-ray emission probabilities)
- R.C.GREENWOOD, C.W.REICH, R.G.HELMER, R.J.GEHRKE, R.A.ANDERL. Phys. Rev. C14 (1976) 1906
(Gamma-ray energies)
- Y.YOSHIZAWA, Y.LWATA, T.KAKU, T.KATOH, J.RUAN, T.KOJIMA, Y.KAWADA. Nucl. Instrum. Methods 174 (1980) 109
(Gamma-ray emission probabilities)
- A.R.RUTLEDGE, L.V.SMITH, J.S.MERRITT. Report AECL-6692 (1980)
(Half-life Gamma-ray emission probabilities)
- H.HOUTERMANS, O.MILOSEVIC, F.REICHEL. Int. J. Appl. Radiat. Isotop. 31 (1980) 153
(Half-life)
- D.D.HOPPES, J.M.R.HUTCHINSON, F.J.SCHIMA, M.P.UNTERWEGER. NBS-Special publication 626 (1982) 85
(Half-life Gamma-ray emission probabilities)
- V.GOROZHANKIN, *et al.*. report JINR P6 85 268 (1985)
(Gamma ray energies)
- G.WANG, *et al.*. Nucl. Instrum. Methods Phys. Res. A260 (1987) 413
(Gamma ray energies and intensities)
- B.CHAND, *et al.*. Nucl. Instrum. Methods Phys. Res. A273 (1988) 310
(Gamma-ray emission intensities)
- R.H.MARTIN, *et al.*. Nucl. Instrum. Methods Phys. Res. A390 (1997) 267
(Half-life)
- M.P.UNTERWEGER. Appl. Rad. Isotopes 56 (2002) 125
(Half-life)

- H.MIYAHARA, *et al.*. Appl. Rad. Isotopes 56 (2002) 131
(Gamma-ray emission intensities)
- A.A.SONZOGNI. Nucl. Data Sheets 103,1 (2004) 1
(Spin and Parity)
- T.KIBÉDI, W.BURROWS, M.B.TRZHASKOVSKAYA, P.M.DAVIDSON, C.W.NESTOR JR.. Nucl. Instrum. Methods Phys. Res. A589 (2008) 202
(ICC)
- G.AUDI, W.MENG. Private communication (2011)
(Q)





1 Decay Scheme

Ce-141 decays by beta minus emission. The main beta transition (70%) leads to the 145 keV level of Pr-141, the weaker beta transition (30%) feeds directly the ground state of Pr-141.

Le cérium 141 se désintègre par émission bêta principalement (70 %) vers le niveau excité de 145 keV du praséodyme 141 et pour 30 % vers le niveau fondamental.

2 Nuclear Data

$$T_{1/2}({}^{141}\text{Ce}) : 32,503 \quad (11) \quad \text{d}$$

$$Q^{-}({}^{141}\text{Ce}) : 580,4 \quad (11) \quad \text{keV}$$

2.1 β^{-} Transitions

	Energy keV	Probability × 100	Nature	lg <i>ft</i>
$\beta_{0,1}^{-}$	435,0 (11)	69,97 (44)	1st forbidden	6,97
$\beta_{0,0}^{-}$	580,4 (11)	30,03 (44)	1st forbidden	7,76

2.2 Gamma Transitions and Internal Conversion Coefficients

	Energy keV	$P_{\gamma+ce}$ × 100	Multipolarity	α_K	α_L	α_M	α_T
$\gamma_{1,0}(\text{Pr})$	145,4433 (14)	69,97 (44)	M1+0,46%E2	0,383 (6)	0,0529 (8)	0,01116 (16)	0,449 (7)

3 Atomic Data

3.1 Pr

$$\omega_K : 0,914 \quad (4)$$

$$\bar{\omega}_L : 0,132 \quad (5)$$

$$n_{KL} : 0,871 \quad (4)$$

3.1.1 X Radiations

	Energy keV	Relative probability
X _K		
K α_2	35,5506	54,76
K α_1	36,0267	100
K β_3	40,6533	}
K β_1	40,7487	}
K β_5''	41,05	}
		30,42
K β_2	41,774	}
K β_4	41,877	}
KO _{2,3}	41,968	}
		7,79
X _L		
L ℓ	4,458	
L α	5,0129 – 5,0343	
L η	4,9337	
L β	5,4887 – 5,9032	
L γ	6,1375 – 6,617	

3.1.2 Auger Electrons

	Energy keV	Relative probability
Auger K		
KLL	28,162 – 29,890	100
KLX	33,576 – 36,004	49,4
KXY	38,97 – 41,95	6,1
Auger L	2,94 – 6,79	

4 Electron Emissions

		Energy keV		Electrons per 100 disint.
e _{AL}	(Pr)	2,94	- 6,79	16,15 (11)
e _{AK}	(Pr)			1,59 (8)
	KLL	28,162	- 29,890	}
	KLX	33,576	- 36,004	}
	KXY	38,97	- 41,95	}
ec _{1,0 T}	(Pr)	103,4527 - 145,4210		21,68 (35)
ec _{1,0 K}	(Pr)	103,4527 (14)		18,5 (3)
ec _{1,0 L}	(Pr)	138,6085 - 139,4790		2,555 (40)
ec _{1,0 M}	(Pr)	143,932 - 144,512		0,539 (8)
ec _{1,0 N}	(Pr)	145,1388 - 145,4410		0,1202 (20)
$\beta_{0,1}^-$	max:	435,0	(11)	69,97 (44)
$\beta_{0,1}^-$	avg:	129,7	(5)	
$\beta_{0,0}^-$	max:	580,4	(11)	30,03 (44)
$\beta_{0,0}^-$	avg:	180,8	(6)	

5 Photon Emissions

5.1 X-Ray Emissions

		Energy keV		Photons per 100 disint.
XL	(Pr)	4,458 — 6,617		2,52 (5)
XK α_2	(Pr)	35,5506		4,80 (9) } K α
XK α_1	(Pr)	36,0267		8,76 (15) }
XK β_3	(Pr)	40,6533		}
XK β_1	(Pr)	40,7487		}
XK β_5''	(Pr)	41,05		}
XK β_2	(Pr)	41,774		}
XK β_4	(Pr)	41,877		}
XK $\beta_{2,3}$	(Pr)	41,968		}
				2,67 (6) K' β_1
				0,682 (20) K' β_2

5.2 Gamma Emissions

	Energy keV	Photons per 100 disint.
$\gamma_{1,0}(\text{Pr})$	145,4433 (14)	48,29 (19)

6 Main Production Modes

$\left\{ \begin{array}{l} \text{Ce} - 140(\text{n},\gamma)\text{Ce} - 141 \quad \sigma : 0,58 \text{ (2) barns} \\ \text{Possible impurities : Ce} - 139, \text{Ce} - 143, \text{Ce} - 144 \end{array} \right.$

$\text{Pr} - 141(\text{n},\text{p})\text{Ce} - 141$

$\text{La} - 139(\text{n},\gamma)\text{La} - 140 \quad \sigma : 8,93 \text{ (4) barns}$

$\left\{ \begin{array}{l} \text{La} - 140(\text{n},\gamma)\text{La} - 141 \\ \text{Possible impurities : Ce} - 139 \end{array} \right.$

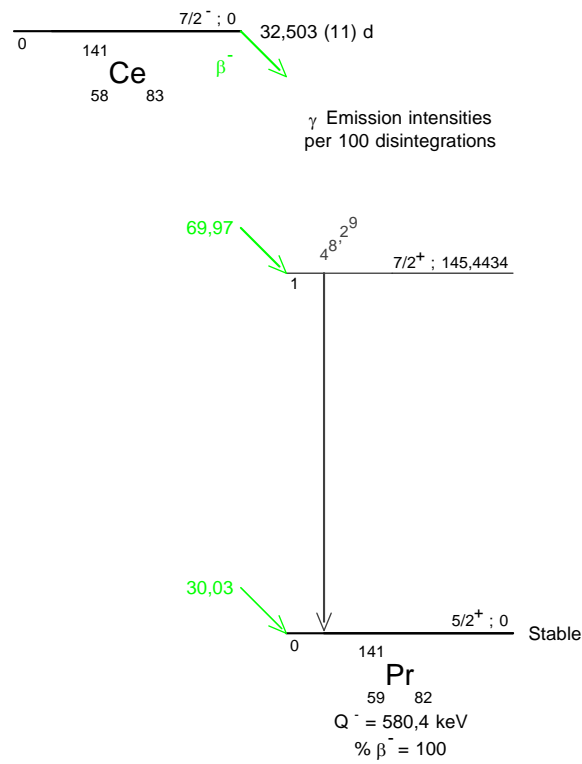
$\text{La} - 141(\beta^-)\text{Ce} - 141$

$\left\{ \begin{array}{l} \text{Fission product} \\ \text{Possible impurities : Ce} - 139, \text{Ce} - 143, \text{Ce} - 144 \end{array} \right.$

7 References

- D. WALKER. Proc. Phys. Soc.(london) 62A (1949) 799
(Half-life)
- M. S. FREEDMAN, AND D. W. ENGELKEMEIR. Phys. Rev. 79 (1950) 897
(Half-life)
- B.H. KETELLE, A.R. BROSI. Priv. Comm. (October 1957). Quoted in Nuclear Data Tables 8 (1957) 115
(Half-life)
- L. NEMET. Izv. Akad. Nauk SSSR, Ser. Fiz.25 68 (1961)
(P(KX)/P(g) ratio)
- J.F. SCHOOLEY, D.D. HOPPES, A.T. HIRSHFELD. J. Res. Nat. Bur. Std 66A (1962) 317
(E2/M1 mixing ratio)
- J.N. HAAG, D.A. SHIRLEY, AND DAVID H. TEMPLETON. Phys. Rev. 129 (1963) 1601
(E2/M1 mixing ratio)
- S.C. ANSPACH, L.M. CAVALLO, S.B. GARFINKEL, J.M.R. HUTCHINSON, C.N. SMITH. NP-15663 (1965)
(Half-life)
- J.S. ELDRIDGE, P. CROWTHER, W.S. LYON. Nucleonics 24 (1966) 62
(g-ray emission probability)
- H.A. O'BRIEN, JR., J.S. ELDRIDGE. Nucleonics 25 (1967) 41
(Half-life)
- K. DEBERTIN. Z. Naturforsch. 26a (1971) 596
(Half-life)
- S. BABA, H. BABA, H. NATSUME. J. Inorg. Nucl. Chem. 33 (1971) 589
(Half-life)
- J.F. EMERY, S.A. REYNOLDS, E.I. WYATT, G.I. GLEASON. Nucl. Sci. Eng. 48 (1972) 319
(Half-life)
- J.S. MERRITT, J.G.V. TAYLOR. AECL-4657 (1973) 30
(Half-life)

- J. LEGRAND, , J.P. PEROLAT, C. BAC, J. GORRY. Int. J. Appl. Radiat. Isotop. 26 (1975) 179
(g-ray emission probability, experimental ICCs)
- R.VANINBROUKX, G.GROSSE. Int. J. Appl. Radiat. Isotop. 27 (1976) 727
(Half-life)
- F.P. LARKINS. At. Data Nucl. Data Tables 20 (1977) 311
(Atomic electron binding energies)
- H.H. HANSEN, E. CELEN, G. GROSSE, D. MOUCHEL, A. NYLANDSTED LARSEN, R. VANINBROUKX. Z. Physik A290 (1979) 113
(KX- and g-ray emission probabilities, experimental ICCs)
- H.H. HANSEN. Z. Physik A291 (1979) 43
(Experimental ICCs, E2/M1 mixing ratio)
- U. SCHOTZIG, K. DEBERTIN, K.F. WALZ. Nucl. Instrum. Methods 169 (1980) 43
(g-ray emission probability)
- A.R.RUTLEDGE, L.V.SMITH, J.S.MERRITT. AECL-6692 (1980)
(Half-life)
- K.F. WALZ, K. DEBERTIN, H. SCHRADER. Int. J. Appl. Radiat. Isotop. 34 (1983) 1191
(Half-life)
- E. SCHÖNFELD, H. JANSSEN, U. SCHOTZIG. (1992)
(KX- and g-ray emission probabilities, experimental ICCs)
- M.P. UNTERWEGER, D.D. HOPPES, F.J. SCHIMA. Nucl. Instrum. Methods Phys. Res. A312 (1992) 349
(Half-life)
- E. SCHÖNFELD, H. JANSSEN. Nucl. Instrum. Methods Phys. Res. A369 (1996) 527
(Atomic data)
- R.G. HELMER, AND C. VAN DER LEUN. Nucl. Instrum. Methods Phys. Res. A450 (2000) 35
(Gamma-ray energy)
- E. SCHÖNFELD, H. JANSSEN. Appl. Rad. Isotopes 52 (2000) 595
(Calculation of emission probabilities of X-rays and Auger electrons)
- J. TULI. Nucl. Phys. A682 (2001) 236c
(Ce141 decay scheme, Pr141 levels)
- I. M. BAND, M. B. TRZHASKOVSKAYA, C. W. NESTOR, JR., P. O. TIKKANEN, S. RAMAN. At. Data Nucl. Data Tables 81 (2002) 1
(Theoretical ICCs)
- M.P. UNTERWEGER. Appl. Rad. Isotopes 56 (2002) 125
(Half-life)
- T. KIBEDI, T.W. BURROWS, M.B. TRZHASKOVSKAYA, P.M. DAVIDSON, C.W. NESTOR, JR.. Nucl. Instrum. Methods Phys. Res. A589 (2008) 202
(Band-Raman theoretical ICCs)
- M. WANG, G. AUDI, A.H.WAPSTRA, F.G. KONDEV, M. MACCORMICK, X. XU, B. PFEIFFER. Chines Physics C36 (2012) 1603
(Q)





1 Decay Scheme

Nd-147 disintegrates by beta minus emission to excited levels of Pm-147. If a transition to the ground state level exists, it is less than 0.15 %.

Le néodyme 147 se désintègre par émission bêta moins vers des niveaux excités du prométhéum 147. La désintégration par émission bêta moins vers le niveau fondamental, si elle existe, est inférieure à 0,15 %.

2 Nuclear Data

$T_{1/2}(^{147}\text{Nd})$:	10,987	(11)	d
$T_{1/2}(^{147}\text{Pm})$:	2,6234	(4)	a
$Q^-(^{147}\text{Nd})$:	895,7	(9)	keV

2.1 β^- Transitions

	Energy keV	Probability $\times 100$	Nature	lg ft
$\beta_{0,10}^-$	209,8 (9)	2,184 (16)	1st Forbidden	7
$\beta_{0,9}^-$	215,3 (9)	0,0897 (28)	1st Forbidden	8,4
$\beta_{0,8}^-$	246,7 (9)	0,296 (19)	Unique 2nd Forbidden	7,5
$\beta_{0,6}^-$	262,8 (9)	0,0190 (27)	Unique 1st Forbidden	9,1
$\beta_{0,5}^-$	364,7 (9)	14,6 (9)	1st Forbidden	7
$\beta_{0,4}^-$	406,4 (9)	0,781 (15)	1st Forbidden	8,4
$\beta_{0,3}^-$	485,2 (9)	0,715 (34)	1st Forbidden	8,7
$\beta_{0,1}^-$	804,6 (9)	81 (5)	1st Forbidden	7,4
$\beta_{0,0}^-$	895,7 (9)	0 (5)	1st Forbidden	7,5

2.2 Gamma Transitions and Internal Conversion Coefficients

	Energy keV	$P_{\gamma+ce}$ $\times 100$	Multipolarity	α_K	α_L	α_M	α_T
$\gamma_{9,8}$ (Pm)	31,3 (2)		[M2]		422 (14)	100 (4)	548 (18)
$\gamma_{10,8}$ (Pm)	36,75 (10)		[E3]		7600 (170)	1960 (50)	10040 (220)
$\gamma_{10,6}$ (Pm)	53,1 (2)		[E2]	4,40 (7)	16,1 (4)	3,73 (9)	25,1 (6)
$\gamma_{4,2}$ (Pm)	80,82 (27)	0,0042 (11)	[M1,E2]	2,26 (17)	1,3 (10)	0,29 (22)	3,9 (11)
$\gamma_{1,0}$ (Pm)	91,105 (2)	86 (5)	M1 + 0,80 % E2	1,714 (24)	0,250 (4)	0,0535 (8)	2,03 (3)
$\gamma_{8,5}$ (Pm)	117,98 (8)	0,230 (19)	E3	3,15 (5)	8,41 (12)	2,02 (3)	14,07 (20)
$\gamma_{5,3}$ (Pm)	120,48 (5)	0,690 (27)	M1 + 1,33 % E2	0,772 (11)	0,112 (4)	0,0239 (8)	0,914 (14)
$\gamma_{9,5}$ (Pm)	149,3 (2)	0,0056 (6)	[M1,E2]	0,39 (3)	0,10 (5)	0,022 (10)	0,52 (3)
$\gamma_{10,5}$ (Pm)	154,7 (2)	0,0058 (6)	[M1,E2]	0,36 (3)	0,09 (4)	0,020 (9)	0,468 (19)
$\gamma_{8,4}$ (Pm)	159,7 (2)	0,0190 (14)	M2	2,18 (4)	0,439 (7)	0,0977 (15)	2,74 (4)
$\gamma_{9,4}$ (Pm)	191,0 (3)	0,00442 (48)	[M1,E2]	0,192 (22)	0,040 (11)	0,009 (3)	0,244 (9)
$\gamma_{10,4}$ (Pm)	196,64 (4)	0,2214 (23)	M1 + 3,85 % E2	0,196 (3)	0,0281 (8)	0,00601 (18)	0,231 (4)
$\gamma_{7,3}$ (Pm)	230,77 (8)						
$\gamma_{8,2}$ (Pm)	240,5 (2)	0,0417 (26)	E1	0,0213 (3)	0,00290 (5)	0,000615 (9)	0,0250 (4)
$\gamma_{9,2}$ (Pm)	271,87 (6)	0,0138 (10)	M1 + 0,99 % E2	0,0820 (12)	0,01133 (16)	0,00242 (4)	0,0964 (14)
$\gamma_{10,3}$ (Pm)	275,374 (15)	0,847 (13)	M1 + 1,23 % E2	0,0792 (11)	0,01095 (16)	0,00234 (4)	0,0931 (13)
$\gamma_{3,1}$ (Pm)	319,411 (18)	2,112 (20)	M1 + 12,5 % E2	0,0514 (8)	0,00734 (11)	0,001572 (22)	0,0607 (9)
$\gamma_{4,1}$ (Pm)	398,155 (20)	0,884 (8)	M1 + 8,1 % E2	0,0293 (5)	0,00406 (6)	0,000866 (13)	0,0345 (5)
$\gamma_{2,0}$ (Pm)	408,52 (6)	0,0183 (13)	M1 + 24,5 % E2	0,0257 (5)	0,00368 (6)	0,000789 (12)	0,0304 (5)
$\gamma_{3,0}$ (Pm)	410,48 (3)	0,140 (6)	E2	0,01724 (25)	0,00313 (5)	0,000683 (10)	0,0212 (3)
$\gamma_{5,1}$ (Pm)	439,895 (22)	1,233 (12)	M1 + 27 % E2	0,0210 (4)	0,00300 (5)	0,000641 (10)	0,0248 (4)
$\gamma_{4,0}$ (Pm)	489,24 (3)	0,138 (12)	M1 + 38,4 % E2	0,0152 (16)	0,00218 (14)	0,00047 (3)	0,0179 (18)
$\gamma_{5,0}$ (Pm)	531,016 (22)	12,9 (9)	M1 + 14,2 % E2	0,01374 (23)	0,00188 (3)	0,000402 (6)	0,0161 (3)
$\gamma_{6,1}$ (Pm)	541,83 (7)	0,0190 (27)	[E2]	0,00824 (12)	0,001338 (19)	0,000290 (4)	0,00994 (14)
$\gamma_{9,1}$ (Pm)	589,35 (4)	0,0374 (21)	[M1,E2]	0,0090 (23)	0,00128 (23)	0,00027 (4)	0,011 (3)
$\gamma_{10,1}$ (Pm)	594,80 (3)	0,2684 (36)	M1 + 23,2 % E2	0,00995 (23)	0,00137 (3)	0,000292 (6)	0,0117 (3)
$\gamma_{8,0}$ (Pm)	649,04 (8)	0,00510 (39)	M2	0,0251 (4)	0,00371 (6)	0,000799 (12)	0,0299 (5)
$\gamma_{9,0}$ (Pm)	680,52 (15)	0,0285 (14)	[M1,E2]	0,0063 (18)	0,00088 (17)	0,00019 (4)	0,0074 (18)
$\gamma_{10,0}$ (Pm)	685,90 (4)	0,841 (9)	M1 + 45,8 % E2	0,0063 (4)	0,00088 (4)	0,000188 (9)	0,0074 (5)

3 Atomic Data

3.1 Pm

$$\omega_K : 0,922 \quad (4)$$

$$\bar{\omega}_L : 0,148 \quad (6)$$

$$n_{KL} : 0,861 \quad (4)$$

3.1.1 X Radiations

	Energy keV	Relative probability
X _K		
K α_2	38,1716	55,1
K α_1	38,7251	100
K β_3	43,713	}
K β_1	43,826	}
K β_5''	44,145	}
		30,1
K β_2	44,937	}
K β_4	45,064	}
KO _{2,3}	45,162	}
		8,4
X _L		
L ℓ	4,81	
L α	5,4061 – 5,4325	
L η	5,363	
L β	5,9552 – 6,3985	
L γ	6,6814 – 7,1893	

3.1.2 Auger Electrons

	Energy keV	Relative probability
Auger K		
KLL	30,16 – 32,08	100
KLX	36,03 – 37,63	49,6
KXY	41,84 – 44,16	7,1
Auger L	3,10 – 6,27	

4 Electron Emissions

		Energy keV	Electrons per 100 disint.
e _{AL}	(Pm)	3,10 - 6,27	43,4 (18)
e _{AK}	(Pm)		3,9 (4)
	KLL	30,16 - 32,08	}
	KLX	36,03 - 37,63	}
	KXY	41,84 - 44,16	}
ec _{1,0} K	(Pm)	45,921 (2)	48,7 (32)
ec _{5,3} K	(Pm)	75,30 (5)	0,279 (12)
ec _{1,0} L	(Pm)	83,677 - 84,646	7,10 (46)
ec _{1,0} M	(Pm)	89,460 - 90,078	1,52 (10)
ec _{1,0} N	(Pm)	90,774 - 91,101	0,342 (22)
ec _{8,5} L	(Pm)	110,52 - 111,49	0,128 (11)
ec _{10,3} K	(Pm)	230,190 (15)	0,0614 (12)
ec _{3,1} K	(Pm)	274,227 (18)	0,1023 (19)
ec _{5,0} K	(Pm)	485,832 (22)	0,163 (18)
$\beta_{0,10}^-$	max:	209,8 (9)	2,184 (16)
$\beta_{0,10}^-$	avg:	57,54 (27)	
$\beta_{0,9}^-$	max:	215,3 (9)	0,0897 (28)
$\beta_{0,9}^-$	avg:	59,16 (27)	
$\beta_{0,8}^-$	max:	246,7 (9)	0,296 (19)
$\beta_{0,8}^-$	avg:	91,35 (33)	
$\beta_{0,6}^-$	max:	262,8 (9)	0,0190 (27)
$\beta_{0,6}^-$	avg:	85,89 (33)	
$\beta_{0,5}^-$	max:	364,7 (9)	14,6 (9)
$\beta_{0,5}^-$	avg:	106,02 (30)	
$\beta_{0,4}^-$	max:	406,4 (9)	0,781 (15)
$\beta_{0,4}^-$	avg:	119,83 (30)	
$\beta_{0,3}^-$	max:	485,2 (9)	0,715 (34)
$\beta_{0,3}^-$	avg:	146,67 (30)	
$\beta_{0,1}^-$	max:	804,6 (9)	81 (5)
$\beta_{0,1}^-$	avg:	263,99 (35)	
$\beta_{0,0}^-$	max:	895,7 (9)	0 (5)
$\beta_{0,0}^-$	avg:	299,45 (35)	

5 Photon Emissions

5.1 X-Ray Emissions

		Energy keV	Photons per 100 disint.	
XL	(Pm)	4,81 — 7,1893	7,6 (3)	
XK α_2	(Pm)	38,1716	12,9 (9)	} K α
XK α_1	(Pm)	38,7251	23,5 (15)	
XK β_3	(Pm)	43,713	} 7,3 (5)	K' β_1
XK β_1	(Pm)	43,826		
XK β_5''	(Pm)	44,145		
XK β_2	(Pm)	44,937	} 1,87 (13)	K' β_2
XK β_4	(Pm)	45,064		
XK $O_{2,3}$	(Pm)	45,162		

5.2 Gamma Emissions

	Energy keV	Photons per 100 disint.
$\gamma_{4,2}$ (Pm)	80,82 (27)	0,00086 (11)
$\gamma_{1,0}$ (Pm)	91,105 (2)	28,4 (18)
$\gamma_{8,5}$ (Pm)	117,98 (8)	0,0152 (13)
$\gamma_{5,3}$ (Pm)	120,48 (5)	0,361 (14)
$\gamma_{9,5}$ (Pm)	149,3 (2)	0,00368 (38)
$\gamma_{10,5}$ (Pm)	154,7 (2)	0,00394 (38)
$\gamma_{8,4}$ (Pm)	159,7 (2)	0,00508 (38)
$\gamma_{9,4}$ (Pm)	191,0 (3)	0,00356 (38)
$\gamma_{10,4}$ (Pm)	196,64 (4)	0,1798 (18)
$\gamma_{8,2}$ (Pm)	240,5 (2)	0,0406 (25)
$\gamma_{9,2}$ (Pm)	271,87 (6)	0,0126 (9)
$\gamma_{10,3}$ (Pm)	275,374 (15)	0,775 (11)
$\gamma_{3,1}$ (Pm)	319,411 (18)	1,991 (19)
$\gamma_{4,1}$ (Pm)	398,155 (20)	0,855 (8)
$\gamma_{2,0}$ (Pm)	408,52 (6)	0,0178 (13)
$\gamma_{3,0}$ (Pm)	410,48 (3)	0,137 (6)
$\gamma_{5,1}$ (Pm)	439,895 (22)	1,203 (11)
$\gamma_{4,0}$ (Pm)	489,24 (3)	0,136 (11)
$\gamma_{5,0}$ (Pm)	531,016 (22)	12,7 (9)
$\gamma_{6,1}$ (Pm)	541,83 (7)	0,0188 (27)
$\gamma_{9,1}$ (Pm)	589,35 (4)	0,037 (2)
$\gamma_{10,1}$ (Pm)	594,80 (3)	0,2653 (36)
$\gamma_{8,0}$ (Pm)	649,04 (8)	0,00495 (38)
$\gamma_{9,0}$ (Pm)	680,52 (15)	0,0283 (14)
$\gamma_{10,0}$ (Pm)	685,90 (4)	0,834 (9)

6 Main Production Modes

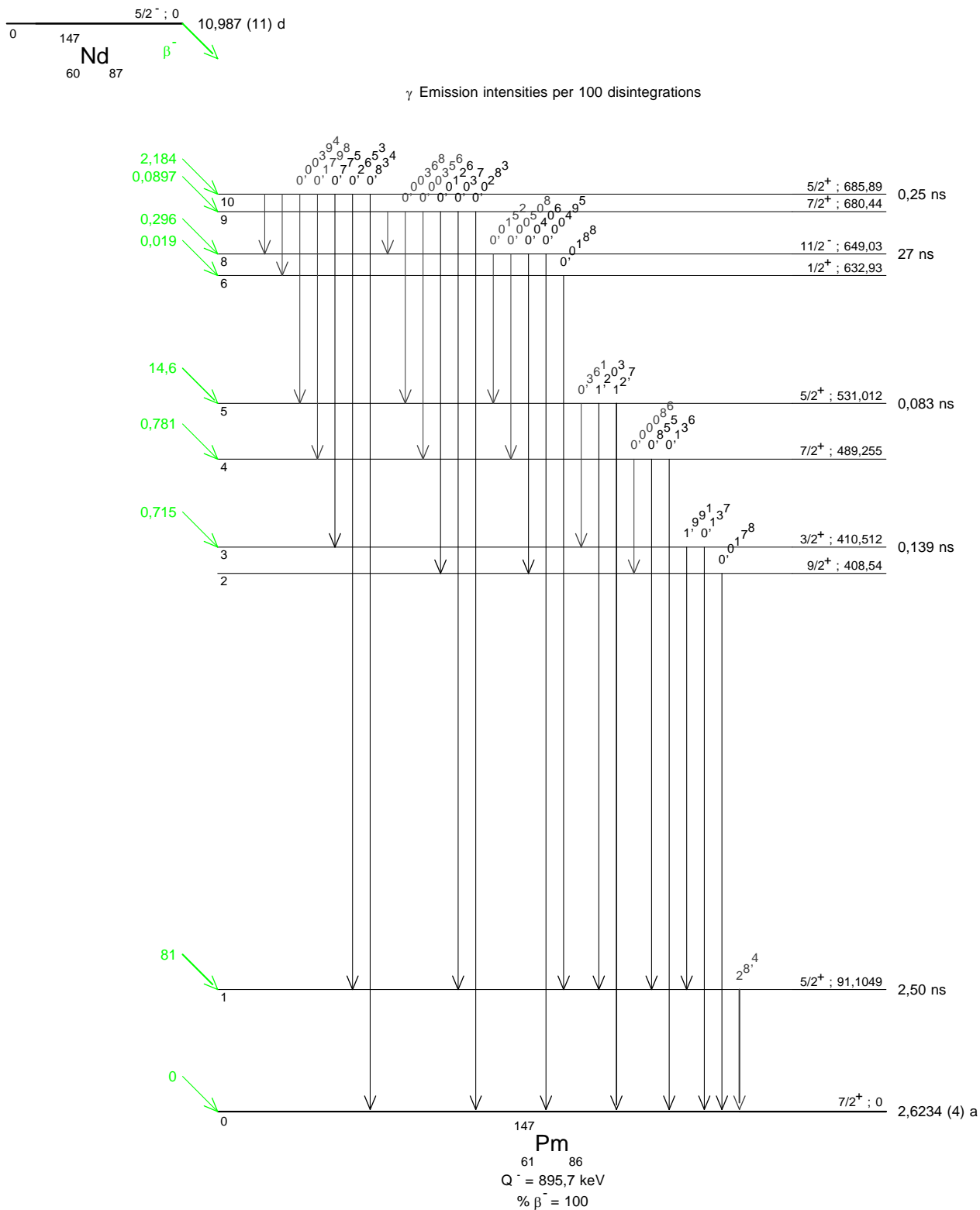
$$\left\{ \begin{array}{l} \text{Nd} - 146(n,\gamma)\text{Nd} - 147 \quad \sigma : 1,4 \text{ (1) barns} \\ \text{Possible impurities : none} \end{array} \right.$$

Fission product.

7 References

- W. BOTHE. Z. Naturforsch. 1 (1946) 179
(Half-life.)
- W. S. EMMERICH, J. D. KURBATOV. Phys. Rev. 83 (1951) 40
(Half-life.)
- E. KONDAIAH. Phys. Rev. 81 (1951) 1056
(Half-life.)
- J. A. MARINSKY. National Nucl. Energ. Series 9 (1951) 1229
(Half-life.)
- W. C. RUTLEDGE, J. M. CORK, S. B. BURSON. Phys. Rev. 86 (1952) 775
(Half-life.)
- T. LINDQVIST, E. KARLSSON. Ark. Fysik 12 (1957) 519
(Mixing ratio.)
- G. R. BISHOP, M. A. GRACE, C. E. JOHNSON, H. R. LEMMER, J. PEREZ Y JORBA. Phil. Mag 2 (1957) 534
(Mixing ratio.)
- H. W. WRIGHT, E. I. WYATT, S. A. REYNOLDS, W. S. LYON, T. H. HANDLEY. Nucl. Sci. Eng. 2 (1957) 427
(Half-life.)
- R. G. WILLE, R. W. FINK. Phys. Rev. 118 (1960) 242
(Half-life.)
- G. MANNING, J. D. ROGERS. Nucl. Phys. 15 (1960) 166
(Mixing ratio.)
- E. BODENSTEDT, H. J. KORNER, F. FRISIUS, D. HOVESTADT, E. GERDAU. Z. Physik 160 (1960) 33
(Mixing ratio.)
- B. SARAF, R. JAMBUNATHAN, M. R. GUNYE. Phys. Rev. 124 (1961) 178
(Mixing ratio.)
- A. P. ARYA. Phys. Rev. 122 (1961) 1226
(Mixing ratio.)
- G. T. EWAN, R. L. GRAHAM, J. S. GEIGER. Bull. Am. Phys. Soc. 6 (1961) 238
(Mixing ratio.)
- G. A. WESTENBARGER, D. A. SHIRLEY. Phys. Rev. 123 (1961) 1812
(Mixing ratio.)
- R. P. SHARMA, S. H. DEVARE, B. SARAF. Phys. Rev. 125 (1962) 2071
(Beta probability.)
- D. C. HOFFMAN. J. Inorg. Nucl. Chem. 25 (1963) 1196
(Half-life.)
- E. SPRING. Phys. Lett. 7 (1963) 218
(Mixing ratio.)
- C. PHILIS. Thesis, Univ. Paris, CEA-2355 (1963)
(Gamma emission intensities, mixing ratio.)
- K. P. GOPINATHAN. AEET 267 (1966) 44
(Mixing ratio.)
- H. BEEKHUIS, P. BOSKMA, J. VAN KLINKEN, H. DE WAARD. Nucl. Phys. 79 (1966) 220
(Beta probability.)
- E. JACOBS, K. HEYDE, M. DORIKENS, J. DEMUYNCK, L. DORINKENS-VANPRAET. Nucl. Phys. A99 (1967) 411
(Gamma emission intensities.)
- E. A. ARUTYUNYAN, J. VRZAL, B. S. DZHELEPOV, J. LIPTAK, YA. URBANETS, YU. V. KHOL'NOV. Bull. Acad. Sci. USSR, Phys. Ser. 30 (1967) 1317
(Gamma emission intensities.)
- M. J. CANTY, R. D. CONNOR. Nucl. Phys. A104 (1967) 35
(Gamma emission intensities.)

- A. BÄCKLIN, S. G. MALMSKOG. Ark. Fysik 34 (1967) 459
(Gamma emission intensities.)
- P. W. DOUGAN, B. EARLANDSSON. Z. Physik 207 (1967) 105
(Gamma emission intensities.)
- J. C. HILL, M. L. WIEDENBECK. Nucl. Phys. A98 (1967) 599
(Gamma emission intensities.)
- E. BASHANDY, A. ABD EL-HALIEH. Z. Naturforsch. 22a (1967) 154
(Mixing ratio.)
- A. BÄCKLIN, G. MALMSKOG. Ark. Fysik 34 (1967) 531
(Mixing ratio.)
- M. S. RAJPUT, M. L. SEHGAL. Indian J. Phys. 42 (1968) 393
(Mixing ratio.)
- P. H. BARRETT, D. A. SHIRLEY. Phys. Rev. 184 (1969) 1181
(Mixing ratio.)
- N. BLASKOVICH JR., A. P. ARYA. Phys. Rev. C2 (1970) 1881
(Mixing ratio.)
- S. BABA, H. BABA, H. NATSUME. J. Inorg. Nucl. Chem. 33 (1971) 589
(Half-life.)
- H. SINGH, B. SETHI, S. K. MUKERJEE. Nucl. Phys. A174 (1971) 437
(Gamma emission intensities.)
- T. NAGARAJAN, M. RAVINDRANATH, K. V. REDDY. Nuovo Cimento 3A (1971) 689
(Beta probability.)
- R. L. HEATH. ANCR 1000-2 (1974)
(Gamma emission intensities.)
- C. RANGACHARYULU, S. N. CHATURVEDI, G. K. MEHTA, N. NATH. Aust. J. Phys. 27 (1974) 869
(Gamma emission intensities.)
- S. S. BHATI, N. SINGH, P. C. MANGAL, P. N. TREHAN. J. Phys. Soc. Jpn. 36 (1974) 326
(Mixing ratio.)
- B. K. SINHA, S. SEN, R. BHATTACHARYA. J. Phys. (London) G2 (1976) 159
(Mixing ratio.)
- K. S. KRANE. At. Data Nucl. Data Tables 19 (1977) 363
(Mixing ratio.)
- T. AL-JANABI, W. D. HAMILTON, D. D. WARNER. J. Phys. (London) G3 (1977) 1415
(Mixing ratio.)
- N. A. VOINOVA, A. A. RODIONOV, YU. V. SERGEENKOV, P. A. SUSHKOV, M. A. ELIZBARASHVILI. Bull. Acad. Sci. USSR, Phys. Ser. 43 (1979) 70
(Gamma emission intensities.)
- T. SEO, T. HAYASHI, Y. MIYATAKE, K. AOKI. Nucl. Phys. A321 (1979) 341
(Mixing ratio.)
- J. GOSWAMY, B. CHAND, D. MEHTA, N. SINGH, P. N. TREHAN. Radiat. Phys. Chem. 45 (1995) 733
(Gamma emission intensities.)
- E. SCHÖNFELD, H. JANSSEN. Nucl. Instrum. Meth. Phys. Res. A369 (1996) 527
(Atomic data.)
- M. SAINATH, K. VENKATARAMANIAN, P. C. SOOD. Phys. Rev. C56 (1997) 2468
(Gamma emission intensities.)
- YU. S. POPOV, N. YU. NEZGOVOROV, G. A. TIMOFEEV. Radiochemistry 41 (1999) 25
(Gamma emission intensities.)
- I. M. BAND, M. B. TRZHASKOVSKAYA, C. W. NESTOR, JR., P. O. TIKKANEN, S. RAMAN. Atomic Data Nucl. Data Tables 81 (2002) 1
(Theoretical ICC.)
- T. KIBÉDI, T. W. BURROWS, M. B. TRZHASKOVSKAYA, P. M. DAVIDSON, C. W. NESTOR JR.. Nucl. Instrum. Meth. Phys. Res. A589 (2008) 202
(Theoretical ICC.)
- G. AUDI, W. MENG, D. LUNNEY, B. PFEIFFER. Priv. Comm. (2009)
(Q.)
- N. NICA. Nucl. Data Sheets 110 (2009) 749
(Gamma and levels energies.)
- S. S. GHUMMAN, C. SINGH, S. SINGH. Asian J. Chem. 22 (2010) 3021
(Gamma emission intensities.)





1 Decay Scheme

Pm-147 disintegrates by beta minus emission to the Sm-147 ground state mainly.

Le prométhéum 147 se désintègre par émission bêta moins principalement vers le niveau fondamental du samarium 147.

2 Nuclear Data

$T_{1/2}(^{147}\text{Pm})$:	2,6234	(4)	a
$T_{1/2}(^{147}\text{Sm})$:	107,9	(12)	10^9 a
$Q^-(^{147}\text{Pm})$:	224,1	(3)	keV

2.1 β^- Transitions

	Energy keV	Probability $\times 100$	Nature	lg ft
$\beta_{0,2}^-$	26,8 (3)	0,00000040 (7)	Unique 1st Forbidden	12,1
$\beta_{0,1}^-$	102,9 (3)	0,00542 (13)	1st Forbidden	10,6
$\beta_{0,0}^-$	224,1 (3)	99,99456 (13)	1st Forbidden	7,4

2.2 Gamma Transitions and Internal Conversion Coefficients

	Energy keV	$P_{\gamma+ce}$ $\times 100$	Multipolarity	α_K	α_L	α_M	α_T
$\gamma_{2,1}(\text{Sm})$	[76,073 (10)]	0,000000061 (11)	M1 + 30,0% E2	2,91 (5)	1,26 (7)	0,288 (15)	4,53 (9)
$\gamma_{1,0}(\text{Sm})$	121,223 (12)	0,00542 (13)	M1+9,13% E2	0,815 (12)	0,141 (4)	0,0308 (8)	0,994 (14)
$\gamma_{2,0}(\text{Sm})$	197,298 (11)	0,00000040 (7)	E2	0,1565 (22)	0,0482 (7)	0,01092 (16)	0,218 (3)

3 Atomic Data

3.1 Sm

ω_K	:	0,926	(4)
$\bar{\omega}_L$:	0,158	(6)
n_{KL}	:	0,857	(4)

3.1.1 X Radiations

	Energy keV	Relative probability
X_K		
$K\alpha_2$	39,5229	55,25
$K\alpha_1$	40,1186	100
$K\beta_3$	45,289	}
$K\beta_1$	45,413	}
$K\beta_5''$	45,731	}
		31,26
$K\beta_2$	46,575	}
$K\beta_4$	46,705	}
$KO_{2,3}$	46,813	}
		8,07
X_L		
$L\ell$	4,991	
$L\alpha$	5,609 – 5,638	
$L\eta$	5,586	
$L\beta$	6,193 – 6,656	
$L\gamma$	6,964 – 7,487	

4 Electron Emissions

	Energy keV	Electrons per 100 disint.
$\beta_{0,2}^-$	max: 26,8 (3)	0,00000040 (7)
$\beta_{0,2}^-$	avg: 6,9 (1)	
$\beta_{0,1}^-$	max: 102,9 (3)	0,00542 (13)
$\beta_{0,1}^-$	avg: 26,9 (1)	
$\beta_{0,0}^-$	max: 224,1 (3)	99,99456 (13)
$\beta_{0,0}^-$	avg: 61,8 (1)	

5 Photon Emissions

5.1 X-Ray Emissions

		Energy keV	Photons per 100 disint.	
XL	(Sm)	4,991 — 7,487	0,000369 (8)	
XK α_2	(Sm)	39,5229	0,000583 (16)	} K α
XK α_1	(Sm)	40,1186	0,001055 (29)	
XK β_3	(Sm)	45,289	} 0,00033 (1)	} K' β_1
XK β_1	(Sm)	45,413		
XK β_5''	(Sm)	45,731		
XK β_2	(Sm)	46,575	} 0,0000851 (30)	} K' β_2
XK β_4	(Sm)	46,705		
XKO $_{2,3}$	(Sm)	46,813		

5.2 Gamma Emissions

	Energy keV	Photons per 100 disint.
$\gamma_{2,1}(\text{Sm})$	[76,073 (10)]	0,000000011 (2)
$\gamma_{1,0}(\text{Sm})$	121,223 (12)	0,00272 (6)
$\gamma_{2,0}(\text{Sm})$	197,298 (11)	0,00000033 (5)

6 Main Production Modes

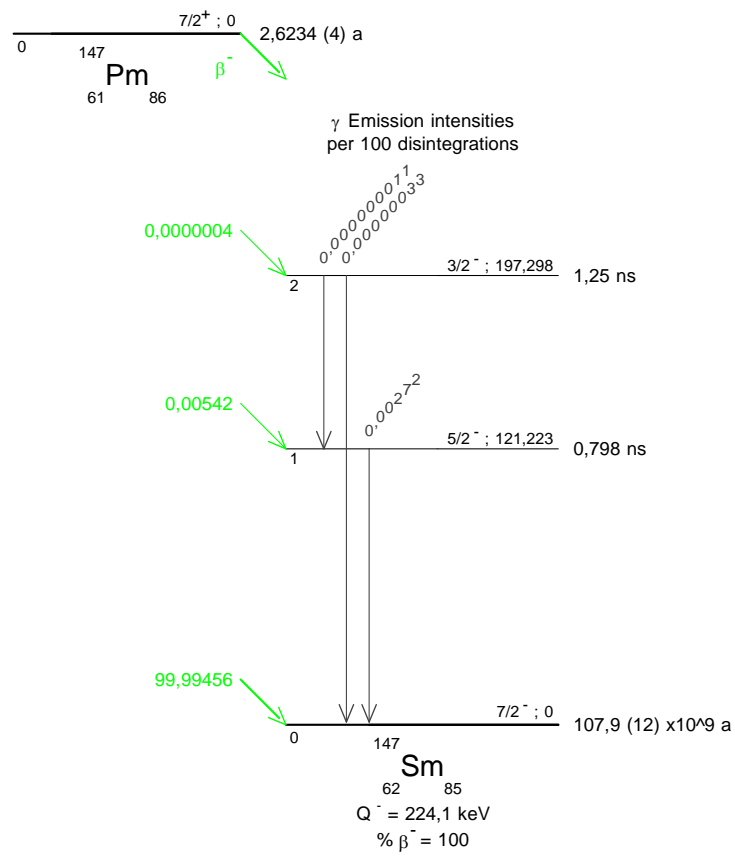
- { Fission product
- { Possible impurities : Pm – 149, Pm – 151, Pm – 152

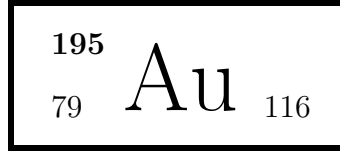
7 References

- W. F. LIBBY. Phys. Rev. 46 (1934) 196
(Sm-147 half-life.)
- R. HOSEMANN. Z. Physik 99 (1936) 405
(Sm-147 half-life.)
- P. CUER, C. M. G. LATTES. Nature 158 (1946) 197
(Sm-147 half-life.)
- E. PICCIOTTO. Compt. Rend. (Paris) 229 (1949) 117
(Sm-147 half-life.)
- G. B. BEARD, M. L. WIEDENBECK. Phys. Rev. 95 (1954) 1245
(Sm-147 half-life.)
- E. A. MELAIKA, M. J. PARKER, J. A. PETRUSKA, R. H. TOMLINSON. Can. J. Chem. 33 (1955) 830
(Half-life.)

- H. LANGEVIN-JOLIOT, M. LEDERER. *J. Phys. Radium* 17 (1956) 497
(Gamma emission probability.)
- G. E. LESLIE. *Nucl. Sci. Abstr.* 10 (1956) 1099
(Sm-147 half-life.)
- R. P. SCHUMAN, M. E. JONES, A. C. MEWHERTER. *J. Inorg. Nucl. Chem.* 3 (1956) 160
(Half-life.)
- W. F. MERRITT, P. J. CAMPION, R. C. HAWKINGS. *Can. J. Phys.* 35 (1957) 16
(Half-life.)
- N. STARFELT, J. CEDERLUN. *Phys. Rev.* 105 (1957) 241
(Gamma emission probability.)
- G. B. BEARD, W. H. KELLY. *Nucl. Phys.* 8 (1958) 207
(Sm-147 half-life.)
- N. M. ANTONEVA, A. A. BASHILOV, B. S. DZHELEPOV, B. K. PREOBRASHENSKII. *Bull. Acad. Sci. USSR, Phys. Ser.* 22 (1959) 899
(121-keV mixing ratio.)
- J. P. CALI, L. F. LOWE. *Nucleonics* 17 (1959) 86
(Half-life.)
- M. KARRAS. *Ann. Acad. Sci. Fenn A VI* (1960) 65
(Sm-147 half-life.)
- M. KARRAS, N. NURMIA. *Nature* 185 (1960) 601
(Sm-147 half-life.)
- E. I. WYATT, S. A. REYNOLDS, T. H. HANDLEY, W. S. LYON, H. A. PARKER. *Nucl. Sci. Eng.* 11 (1961) 74
(Half-life.)
- P. M. WRIGHT, E. P. STEINBERG, L. E. GLENDENIN. *Phys. Rev.* 123 (1961) 205
(Sm-147 half-life.)
- R. D. MACFARLANE, T. P. KOHMAN. *Phys. Rev.* 121 (1961) 1758
(Sm-147 half-life.)
- C. F. SCHWERDTFEGGER, H. J. PRASK, J. W. MIHELICH. *Nucl. Phys.* 35 (1962) 168
(121-keV mixing ratio.)
- F. P. ROBERTS, E. J. WHEELWRIGHT, W. Y. MATSUMOTO. HW - 77296 (1963)
(Half-life.)
- Y. A. ALEKSANDROV, B. BEMER. *Bull. Acad. Sci. USSR, Phys. Ser.* 26 (1963) 1171
(121-keV mixing ratio.)
- D. DONHOFFER. *Nucl. Phys.* 50 (1964) 489
(Sm-147 half-life.)
- K. VALLI. *Ann. Acad. Sci. Fenn. A VI* (1965) 177
(Sm-147 half-life.)
- K. F. FLYNN, L. E. GLENDENIN, E. P. STEINBERG. *Nucl. Sci. Eng.* 22 (1965) 416
(Half-life.)
- J. F. EICHELBERGER. Report MLM - 1221 (1965) 5
(Half-life.)
- S. C. ANSPACH, L. M. CAVALLO, S. B. GARFINKEL, J. M. R. HUTCHINSON, C. N. SMITH. NP - 15663 (1965)
(Half-life.)
- E. J. WHEELWRIGHT, D. M. FLEMING, F. P. ROBERTS. *J. Phys. Chem.* 69 (1965) 1220
(Half-life.)
- T. GOWOREK, J. WAWRYSZCZUK. *Acta Phys. Pol.* 26 (1966) 655
(121-keV mixing ratio.)
- M. P. AVOTINA, E. P. GRIGOREV, A. Z. ZOLOTAVIN, V. O. SERGEEV, V. E. TRE-NERSESYANTS, J. VRZAL, N. A. LEBEDEV, J. LIPTAK, Y. URBANETS. *Bull. Acad. Sci. USSR, Phys. Ser.* 30 (1967) 1350
(121-keV mixing ratio.)
- K. C. JORDAN. Report MLM - 1399 (1967) 16
(Half-life.)
- S. A. REYNOLDS, J. F. EMERY, E. I. WYATT. *Nucl. Sci. Eng.* 32 (1968) 46
(Half-life.)
- P. H. BARRETT, D. A. SHIRLEY. *Phys. Rev.* 184 (1969) 1185
(197-keV gamma emission probability.)
- R. S. MOWATT, J. S. MERRITT. *Can. J. Phys.* 48 (1970) 453
(Gamma emission probability.)
- M. C. GUPTA, R. D. MACFARLANE. *J. Inorg. Nucl. Chem.* 32 (1970) 3425
(Sm-147 half-life.)

- Y. VAVRYSHCHUK, T. GOWOREK, K. KLISHCHEVSKA. Bull. Acad. Sci. USSR, Phys. Ser. 34 (1971) (121-keV mixing ratio.)
- R. A. BELT, E. G. FUNK, J. W. MIHELICH. Nucl. Phys. A175 (1971) 129 (121-keV mixing ratio.)
- D. MCCONNON. Int. J. Appl. Radiat. Isotop. 22 (1971) 253 (Gamma emission probability.)
- H. H. HANSEN. Proc. Int. Conf. Inner Shell Ionization Phenomena and Future Appl., Atlanta 3 (1972) 2157 (Gamma emission probability.)
- B. AL-BATAINA, J. JÁNECKE. Radiochimica Acta 42 (1987) 159 (Sm-147 half-life.)
- I. ADAM, ZH. T. ZHELEV, D. ZAKOUTSKI, B. KRACIK, I. PENEV. Bull. Acad. Sci. USSR, Phys. Ser. 53 (1989) 6 (Eu-147 EC decay.)
- U. SCHÖTZIG. Nucl. Instrum. Meth. Phys. Res. A286 (1990) 523 (Gamma emission probability.)
- J. B. MARTINS, M. L. TERRANOVA, M. M. CORREA. Nuovo Cim. 105 (1992) 1621 (Sm-147 half-life.)
- E. SCHÖNFELD, H. JANSSEN. Nucl. Instrum. Meth. Phys. Res. A369 (1996) 527 (Atomic data.)
- F. BEGEMANN, K. R. LUDWIG, G. W. LUGMAIR, K. MIN, L. E. NYQUIST, P. J. PATCHETT, P. R. RENNE, C. Y. SHIH, I. M. VILLA, R. J. WALKER. Geochim. Cosmochim. Acta 65 (2001) 111 (Sm-147 half-life.)
- G. AUDI, A.H. WAPSTRA, C. THIBAUT. Nucl. Phys. A729 (2003) 337 (Q.)
- N. KINOSHITA, A. YOKOYAMA, T. NAKANISHI. J. Nucl. Radiochem. Sci. 4 (2003) 5 (Sm-147 half-life.)
- T. KIBÉDI, T. W. BURROWS, M. B. TRZHASKOVSKAYA, P. M. DAVIDSON, C. W. NESTOR JR.. Nucl. Instrum. Meth. Phys. Res. A589 (2008) 202 (Theoretical ICC.)
- K. KOSSERT, G. JÖRG, O. NÄHLE, C. LIERSE, V. GOSTOMSKI. Appl. Rad. Isotopes 67 (2009) 1702 (Sm-147 half-life.)
- N. NICA. Nucl. Data Sheets 110 (2009) 749 (Gamma-ray and level energies, spin, parity.)





1 Decay Scheme

Au-195 disintegrates by electron capture transition to the ground state level and excited levels in Pt-195.
L'or 195 se désintègre par capture électronique vers l'état fondamental et des niveaux excités du platine 195.

2 Nuclear Data

$$T_{1/2}({}^{195}\text{Au}) : 184,7 \text{ (14) d}$$

$$Q^+({}^{195}\text{Au}) : 226,8 \text{ (10) keV}$$

2.1 Electron Capture Transitions

	Energy keV	Probability × 100	Nature	lg ft	P_K	P_L	P_{M+}
$\epsilon_{0,4}$	15,4 (10)	0,0210 (18)	Unique 1st Forbidden	7,1		0,05 (5)	0,95 (5)
$\epsilon_{0,3}$	27,3 (10)	0,0149 (14)	Unique 1st Forbidden	8,1		0,50 (2)	0,50 (2)
$\epsilon_{0,2}$	97 (1)	32,8 (30)	1st Forbidden	6,3	0,178 (12)	0,587 (9)	0,235 (4)
$\epsilon_{0,1}$	127,9 (10)	57,6 (35)	Unique 1st Forbidden	6,5	0,452 (6)	0,398 (4)	0,1499 (18)
$\epsilon_{0,0}$	226,8 (10)	9,5 (4)	1st Forbidden	8,1	0,6851 (10)	0,2336 (7)	0,0813 (3)

2.2 Gamma Transitions and Internal Conversion Coefficients

	Energy keV	$P_{\gamma+ce}$ × 100	Multipolarity	α_K	α_L	α_M	α_T
$\gamma_{2,1}(\text{Pt})$	30,895 (6)	30,5 (30)	M1+0,02%E2		28,7 (5)	6,65 (11)	37,3 (6)
$\gamma_{1,0}(\text{Pt})$	98,882 (4)	88,1 (16)	M1+1,5%E2	5,59 (8)	0,977 (16)	0,227 (4)	6,86 (10)
$\gamma_{2,0}(\text{Pt})$	129,777 (5)	2,33 (8)	E2	0,467 (7)	0,948 (14)	0,245 (4)	1,729 (25)
$\gamma_{3,0}(\text{Pt})$	199,526 (12)	0,0149 (14)	M1+59%E2	0,42 (6)	0,1374 (25)	0,0338 (9)	0,60 (6)
$\gamma_{4,0}(\text{Pt})$	211,398 (6)	0,0210 (18)	M1+12,6%E2	0,595 (13)	0,1090 (16)	0,0255 (4)	0,737 (14)

3 Atomic Data

3.1 Pt

ω_K	:	0,959	(4)
$\bar{\omega}_L$:	0,331	(13)
n_{KL}	:	0,818	(4)

3.1.1 X Radiations

	Energy keV	Relative probability
X_K		
$K\alpha_2$	65,123	58,5
$K\alpha_1$	66,833	100
$K\beta_3$	75,369	}
$K\beta_1$	75,749	}
$K\beta_5''$	76,234	}
		33,6
$K\beta_2$	77,786	}
$K\beta_4$	78,07	}
$KO_{2,3}$	78,337	}
X_L		
$L\ell$	8,2683	
$L\alpha$	9,362 – 9,4423	
$L\eta$	9,9768	
$L\beta$	10,8411 – 11,2344	
$L\gamma$	12,5496 – 13,3617	

3.1.2 Auger Electrons

	Energy keV	Relative probability
Auger K		
KLL	50,399 – 55,021	100
KLX	61,116 – 66,829	54,6
KXY	71,80 – 78,39	7,45
Auger L	5,07 – 14,25	

4 Electron Emissions

		Energy keV	Electrons per 100 disint.
e _{AL}	(Pt)	5,07 - 14,25	129 (8)
e _{AK}	(Pt)		4,0 (5)
	KLL	50,399 - 55,021	}
	KLX	61,116 - 66,829	}
	KXY	71,80 - 78,39	}
ec _{2,1} L	(Pt)	17,014 - 19,331	23,0 (23)
ec _{1,0} K	(Pt)	20,487 (4)	62,7 (12)
ec _{2,1} M	(Pt)	27,597 - 28,774	5,3 (5)
ec _{2,1} N	(Pt)	30,171 - 30,824	1,32 (13)
ec _{2,0} K	(Pt)	51,382 (5)	0,399 (15)
ec _{1,0} L	(Pt)	85,002 - 87,318	10,95 (23)
ec _{1,0} M	(Pt)	95,584 - 96,761	2,54 (6)
ec _{1,0} N	(Pt)	98,158 - 98,811	0,630 (14)
ec _{2,0} L	(Pt)	115,896 - 118,213	0,81 (3)
ec _{2,0} M	(Pt)	126,479 - 127,656	0,209 (8)
ec _{2,0} N	(Pt)	129,053 - 129,706	0,0510 (19)

5 Photon Emissions

5.1 X-Ray Emissions

		Energy keV	Photons per 100 disint.
XL	(Pt)	8,2683 — 13,3617	53,1 (24)
XK α_2	(Pt)	65,123	27,4 (17) } K α
XK α_1	(Pt)	66,833	46,9 (29) }
XK β_3	(Pt)	75,369	}
XK β_1	(Pt)	75,749	}
XK β_5''	(Pt)	76,234	}
XK β_2	(Pt)	77,786	}
XK β_4	(Pt)	78,07	}
XK $\beta_{2,3}$	(Pt)	78,337	}
			15,8 (10) K' β_1
			4,51 (30) K' β_2

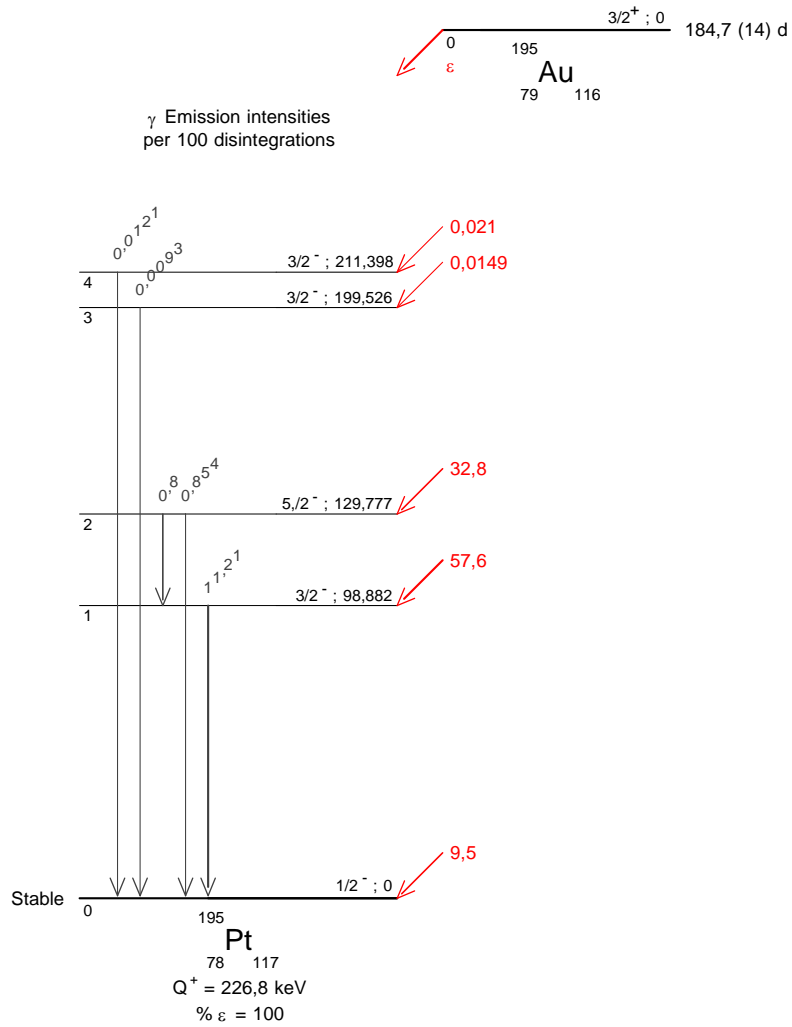
5.2 Gamma Emissions

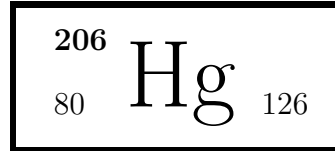
	Energy keV	Photons per 100 disint.
$\gamma_{2,1}(\text{Pt})$	30,895 (7)	0,80 (8)
$\gamma_{1,0}(\text{Pt})$	98,882 (4)	11,21 (15)
$\gamma_{2,0}(\text{Pt})$	129,777 (5)	0,854 (29)
$\gamma_{3,0}(\text{Pt})$	199,526 (12)	0,0093 (8)
$\gamma_{4,0}(\text{Pt})$	211,398 (6)	0,0121 (10)

6 References

- G. WILKINSON. Phys. Rev. 75 (1949) 1019
(Half-life.)
- R. M. STEFFEN, O. HUBER, F. HUMBEL. Helv. Phys. Acta 22 (1949) 167
(Half-life.)
- F. K. MCGOWAN, P. H. STELSON. Phys. Rev. 116 (1959) 154
(Experimental ICCs.)
- A. BISI, E. GERMAGNOLI, L. ZAPPA. Nuovo Cim. 11 (1959) 843
(Half-life, experimental ICCs..)
- M. BRESESTI, J. C. ROY. Can. J. Chem. 38 (1960) 194
(Half-life.)
- N. A. BONNER, W. GOISHI, W. H. HUTCHIN, G. M. IDDIGS, H. A. TEWES. Phys. Rev. 127 (1962) 217
(Half-life.)
- G. HARBOTTLE. Nucl. Phys. 41 (1963) 604
(Half-life.)
- W. GOEDBLOED, E. MASTENBROEK, A. KEMPER, J. BLOK. Physica 30 (1964) 2041
(Gamma-ray intensities, experimental ICCs.)
- J. R. HARRIS, G. M. ROTHBERG, N. BENCZER-KOLLER. Phys. Rev. 138 (1965) B554
(Gamma-ray intensities.)
- R. SCHÖNEBERG, D. GFÖLLER, A. FLAMMERSFELD. Z. Physik 203 (1967) 453
(Gamma-ray intensities.)
- T. FINK, N. BENCZER-KOLLER. Nucl. Phys. A138 (1969) 337
(Experimental ICCs.)
- L. H. TOBUREN, R.G. ALBRIDGE. Z. Physik 240 (1970) 185
(Experimental ICCs.)
- B. AHLESTEN, A. BÄCKLIN. Nucl. Phys. A154 (1970) 303
(Gamma-ray intensities, experimental ICCs.)
- J. S. HANSEN, J. C. MCGEORGE, R. W. FINK, R. E. WOOD, P. V. RAO, J. M. PALMS. Z. Physik 249 (1972) 373
(Gamma-ray intensities.)
- S. C. GOVERSE, J. VAN PELT, J. VAN DEN BERG, J. C. KLEIN, J. BLOK. Nucl. Phys. A201 (1973) 326
(Electron capture probability to the ground state.)
- R. L. HEATH. ANCR - 1000 - 2 (1974)
(Gamma-ray intensities.)
- D. D. HOPPES, J. M. R. HUTCHINSON, F. J. SCHIMA, M. P. UNTERWEGER. NBS - SP - 626 (1982) 85
(Half-life.)
- E. SCHÖNFELD, H. JANSSEN. Nucl. Instrum. Meth. Phys. Res. A369 (1996) 527
(Atomic data.)
- C. ZHOU. Nucl. Data Sheets 86 (1999) 675
(Spin and level energies.)
- M. P. UNTERWEGER. Appl. Rad. Isotopes 56 (2002) 125
(Half-life.)

- T. KIBÉDI, T. W. BURROWS, M. B. TRZHASKOVSKAYA, P. M. DAVIDSON, C. W. NESTOR JR.. Nucl. Instrum. Meth. Phys. Res. A589 (2008) 202
(Theoretical ICC.)
- M. WANG, G. AUDI, A.H.WAPSTRA, F.G. KONDEV, M. MACCORMICK, X. XU, B. PFEIFFER. Chinese Physics C36 (2012) 1603
(Q.)





1 Decay Scheme

Hg-206 disintegrates by 100% beta minus decay to Tl-206, 62(7) % to the ground state, and by 35(7) % and 3.0(4) % to the 304.9 keV and 649.4 keV levels, respectively.

Le mercure 206 se désintègre par émission bêta moins vers les niveaux excités de 304,9 keV et 649,4 keV et le niveau fondamental du thallium 206.

2 Nuclear Data

$$T_{1/2}({}^{206}\text{Hg}) : 8,32 \quad (7) \quad \text{min}$$

$$Q^{-}({}^{206}\text{Hg}) : 1308 \quad (20) \quad \text{keV}$$

2.1 β^{-} Transitions

	Energy keV	Probability × 100	Nature	lg <i>ft</i>
$\beta_{0,3}^{-}$	659 (20)	3,0 (4)	1st forbidden non-unique	5,41
$\beta_{0,2}^{-}$	1003 (20)	35 (7)	1st forbidden non-unique	5,24
$\beta_{0,0}^{-}$	1308 (20)	62 (7)	1st forbidden non-unique	5,67

2.2 Gamma Transitions and Internal Conversion Coefficients

	Energy keV	$P_{\gamma+ce}$ × 100	Multipolarity	α_K	α_L	α_M	α_T
$\gamma_{1,0}(\text{Tl})$	265,832 (5)	0,014 (7)	E2	0,0855 (12)	0,0561 (8)	0,01440 (21)	0,1603 (23)
$\gamma_{2,0}(\text{Tl})$	304,896 (6)	36 (7)	M1	0,308 (5)	0,0519 (8)	0,01211 (17)	0,375 (6)
$\gamma_{3,2}(\text{Tl})$	344,52 (17)	0,70 (14)	M1	0,221 (4)	0,0371 (6)	0,00866 (13)	0,269 (4)
$\gamma_{3,1}(\text{Tl})$	383,59 (6)	0,014 (7)	M1 (+ E2)	0,10 (7)	0,021 (7)	0,0050 (15)	0,13 (8)
$\gamma_{3,0}(\text{Tl})$	649,42 (5)	2,3 (3)	M1	0,0412 (6)	0,00681 (10)	0,001585 (23)	0,0501 (7)

3 Atomic Data

3.1 Tl

ω_K	:	0,963	(4)
$\bar{\omega}_L$:	0,367	(15)
n_{KL}	:	0,812	(5)

3.1.1 X Radiations

	Energy keV	Relative probability
X_K		
$K\alpha_2$	70,8325	59,24
$K\alpha_1$	72,8725	100
$K\beta_3$	82,118	}
$K\beta_1$	82,577	}
$K\beta_5''$	83,115	}
		34
$K\beta_2$	84,838	}
$K\beta_4$	85,134	}
$KO_{2,3}$	85,444	}
		10,1
X_L		
$L\ell$	8,9531	
$L\alpha$	10,1718 – 10,2679	
$L\eta$	10,9942	
$L\beta$	11,8117 – 12,9566	
$L\gamma$	13,8528 – 14,7362	

3.1.2 Auger Electrons

	Energy keV	Relative probability
Auger K		
KLL	54,587 – 59,954	100
KLX	66,37 – 72,86	55,4
KXY	78,12 – 85,50	7,67
Auger L	5,25 – 15,32	

4 Electron Emissions

		Energy keV	Electrons per 100 disint.
e _{AL}	(Tl)	5,25 - 15,32	5,1 (4)
e _{AK}	(Tl)		0,30 (7)
	KLL	54,587 - 59,954	}
	KLX	66,37 - 72,86	}
	KXY	78,12 - 85,50	}
ec _{2,0} K	(Tl)	219,366 (6)	8,0 (15)
ec _{3,2} K	(Tl)	258,99 (17)	0,122 (24)
ec _{2,0} L	(Tl)	289,549 - 292,238	1,35 (26)
ec _{2,0} M	(Tl)	301,192 - 302,507	0,31 (6)
ec _{2,0} N	(Tl)	304,050 - 304,777	0,080 (15)
ec _{3,0} K	(Tl)	563,89 (5)	0,0906 (18)
$\beta_{0,3}^-$	max:	659 (20)	3,0 (4)
$\beta_{0,3}^-$	avg:	203 (7)	
$\beta_{0,2}^-$	max:	1003 (20)	35 (7)
$\beta_{0,2}^-$	avg:	330 (8)	
$\beta_{0,0}^-$	max:	1308 (20)	62 (7)
$\beta_{0,0}^-$	avg:	450 (8)	

5 Photon Emissions

5.1 X-Ray Emissions

		Energy keV	Photons per 100 disint.	
XL	(Tl)	8,9531 — 14,7362	2,9 (4)	
XK α_2	(Tl)	70,8325	2,3 (5)	} K α
XK α_1	(Tl)	72,8725	3,9 (8)	
XK β_3	(Tl)	82,118	}	} K' β_1
XK β_1	(Tl)	82,577	}	
XK β_5''	(Tl)	83,115	}	
XK β_2	(Tl)	84,838	}	} K' β_2
XK β_4	(Tl)	85,134	}	
XKO $_{2,3}$	(Tl)	85,444	}	

5.2 Gamma Emissions

	Energy keV	Photons per 100 disint.
$\gamma_{1,0}$ (Tl)	265,832 (5)	0,012 (6)
$\gamma_{2,0}$ (Tl)	304,896 (6)	26 (5)
$\gamma_{3,2}$ (Tl)	344,52 (17)	0,55 (11)
$\gamma_{3,1}$ (Tl)	383,59 (6)	0,012 (6)
$\gamma_{3,0}$ (Tl)	649,42 (5)	2,2 (3)

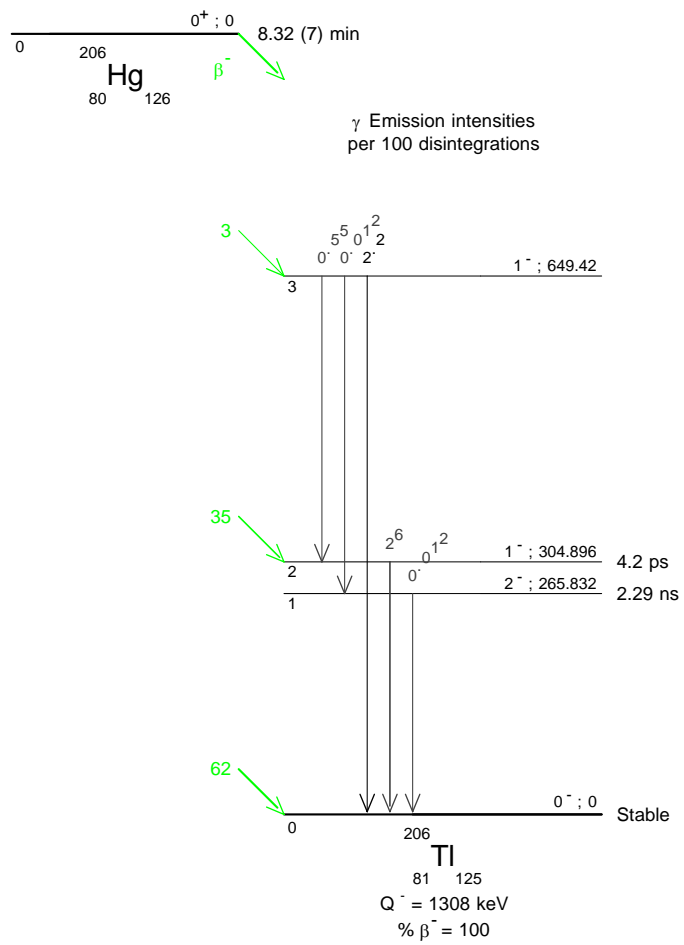
6 Main Production Modes

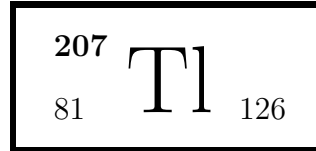
Pb – 210(α)Hg – 206
 Hg – 204(t,p)Hg – 206
 Pb – 208(p,3p)Hg – 206

7 References

- M. NURMIA, P. KAURANEN, M. KARRAS, A. SIIVOLA, A. ISOLA, G. GRAEFFE, A. LYYJYEN. Nature 190 (1961) 427
(Half-life)
- G. K. WOLF. Nucl. Phys. A116 (1968) 387
(Half-life, gamma-ray energy and emission probabilities)
- R. C. LANGE, G. R. HAGEE, A. R. CAMPBELL. Nucl. Phys. A133 (1969) 273
(Gamma-ray energy and emission probabilities)
- G. ASTNER, G. K. WOLF. Nucl. Phys. A147 (1970) 481
(Gamma-ray energy and emission probabilities)

- R. C. LANGE, G. R. HAGEE, A. R. CAMPBELL. Priv. Comm. (1971)
(Gamma-ray energy and emission probabilities)
- D. G. TUGGLE. Report LBL-4460 PhD Thesis Univ. California (1976)
(Gamma-ray energy and emission probabilities)
- F. P. LARKINS. At. Data Nucl. Data Tables 20 (1977) 311
(K Auger electron energies)
- M. U. RAJPUT, T. D. MACMAHON. Nucl. Instrum. Methods Phys. Res. A312 (1992) 289
(Evaluation techniques)
- S. I. KAFALA, T. D. MACMAHON, P. W. GRAY. Nucl. Instrum. Methods Phys. Res. A339 (1994) 151
(Evaluation techniques)
- E. SCHÖNFELD, H. JANSSEN. Nucl. Instrum. Methods Phys. Res. A369 (1996) 527
(K-shell fluorescence yields)
- B. SINGH, J. L. RODRIGUEZ, S. S. M. WONG, J. K. TULL. Nucl. Data Sheets 84 (1998) 487
(log ft values)
- E. SCHÖNFELD, G. RODLOFF. Report PTB-6.11-98-1 Braunschweig (1998)
(K Auger electron energies)
- E. SCHÖNFELD, G. RODLOFF. Report PTB-6.11-1999-1 Braunschweig (1999)
(K X-ray energies and relative emission probabilities)
- E. BROWNE. Nucl. Data Sheets 88 (1999) 29
(Nuclear levels)
- E. SCHÖNFELD, H. JANSEN. Appl. Radiat. Isot. 52 (2000) 595
(EMISSION program and X-ray and Auger electron emission probabilities and energies)
- I. M. BAND, M. B. TRZHASKOVSKAYA, C. W. NESTOR JR., P. O. TIKKANEN, S. RAMAN. At. Data Nucl. Data Tables 81 (2002) 1
(ICCs)
- G. AUDI, A. H. WAPSTRA, C. THIBAUT. Nucl. Phys. A729 (2003) 337
(Q value)
- R. D. DESLATTES, E. G. KESSLER JR., P. INDELICATO, L. DE BILLY, E. LINDROTH, J. ANTON. Rev. Mod. Phys. 75 (2003) 35
(K and L X-ray energies)
- T. D. MACMAHON, A. PEARCE, P. HARRIS. Appl. Radiat. Isot. 60 (2004) 275
(Evaluation techniques)
- T. KIBEDI, T. W. BURROWS, M. B. TRZHASKOVSKAYA, P. M. DAVIDSON, C. W. NESTOR JR.. Nucl. Instrum. Methods Phys. Res. A589 (2008) 202
(Theoretical ICCs)
- F. G. KONDEV. Nucl. Data Sheets 109 (2008) 1527
(Nuclear levels)
- C. DULIEU, M. M. BÉ, V. CHISTÉ. Proc. Int. Conf. on Nuclear Data for Science and Technology, Nice, France, 22-27 April 2007 (2008) 97
(SAISINUC software)





1 Decay Scheme

Tl-207 decays 100% by beta minus emission to the ground state and two excited levels in Pb-207.
Le thallium 207 se désintègre par émission bêta moins vers deux niveaux excités et le niveau fondamental du plomb 207.

2 Nuclear Data

$$T_{1/2}({}^{207}\text{Tl}) : 4,774 \quad (12) \quad \text{min}$$

$$Q^{-}({}^{207}\text{Tl}) : 1418 \quad (5) \quad \text{keV}$$

2.1 β^{-} Transitions

	Energy keV	Probability $\times 100$	Nature	lg <i>ft</i>
$\beta_{0,2}^{-}$	520 (5)	0,271 (10)	1st forbidden non-unique	6,15
$\beta_{0,1}^{-}$	848 (5)	< 0,00008	1st forbidden unique	> 10,8
$\beta_{0,0}^{-}$	1418 (5)	99,729 (10)	1st forbidden non-unique	5,11

2.2 Gamma Transitions and Internal Conversion Coefficients

	Energy keV	$P_{\gamma+ce}$ $\times 100$	Multipolarity	α_K	α_L	α_M	α_T
$\gamma_{2,1}(\text{Pb})$	328,10 (12)	0,00189 (19)	[M1]	0,273 (4)	0,0466 (7)	0,01090 (16)	0,334 (5)
$\gamma_{1,0}(\text{Pb})$	569,698 (2)	0,00189 (19)	E2	0,01584 (23)	0,00439 (7)	0,001081 (16)	0,0216 (3)
$\gamma_{2,0}(\text{Pb})$	897,77 (12)	0,269 (9)	M1 + 0,8% E2	0,0192 (3)	0,00318 (5)	0,000741 (11)	0,0233 (4)

3 Atomic Data

3.1 Pb

$$\begin{aligned}\omega_K &: 0,963 \quad (4) \\ \bar{\omega}_L &: 0,379 \quad (15) \\ n_{KL} &: 0,811 \quad (5)\end{aligned}$$

3.1.1 X Radiations

	Energy keV	Relative probability
X _K		
K α_2	72,8049	59,5
K α_1	74,97	100
K β_3	84,451	}
K β_1	84,937	}
K β_5''	85,47	}
		34,2
K β_2	87,238	}
K β_4	87,58	}
K $O_{2,3}$	87,911	}
		10,3
X _L		
L ℓ	9,186	
L α	10,4495 – 10,5512	
L η	11,3495	
L β	12,1443 – 13,3763	
L γ	14,3078 – 15,2169	

3.1.2 Auger Electrons

	Energy keV	Relative probability
Auger K		
KLL	56,028 – 61,669	100
KLX	68,181 – 74,969	55,8
KXY	80,3 – 88,0	7,78
Auger L	5,33 – 15,82	

4 Electron Emissions

		Energy keV	Electrons per 100 disint.
e _{AL}	(Pb)	5,33 - 15,82	0,00333 (6)
e _{AK}	(Pb)		0,000202 (23)
	KLL	56,028 - 61,669	}
	KLX	68,181 - 74,969	}
	KXY	80,3 - 88,0	}
$\beta_{0,2}^-$	max:	520 (5)	0,271 (10)
$\beta_{0,2}^-$	avg:	155,0 (17)	
$\beta_{0,1}^-$	max:	848 (5)	< 0,00008
$\beta_{0,1}^-$	avg:	273,2 (18)	
$\beta_{0,0}^-$	max:	1418 (5)	99,729 (10)
$\beta_{0,0}^-$	avg:	492,5 (21)	

5 Photon Emissions

5.1 X-Ray Emissions

		Energy keV	Photons per 100 disint.
XL	(Pb)	9,186 — 15,217	0,00201 (6)
XK α_2	(Pb)	72,805	0,00154 (6) } K α
XK α_1	(Pb)	74,97	0,00258 (10) }
XK β_3	(Pb)	84,451	}
XK β_1	(Pb)	84,937	}
XK β_5''	(Pb)	85,47	}
XK β_2	(Pb)	87,238	}
XK β_4	(Pb)	87,58	}
XK β_2	(Pb)	87,911	0,000266 (12) K' β_2
XK β_3	(Pb)		}

5.2 Gamma Emissions

	Energy keV	Photons per 100 disint.
$\gamma_{2,1}(\text{Pb})$	328,10 (12)	0,00142 (14)
$\gamma_{1,0}(\text{Pb})$	569,698 (2)	0,00185 (19)
$\gamma_{2,0}(\text{Pb})$	897,77 (12)	0,263 (9)

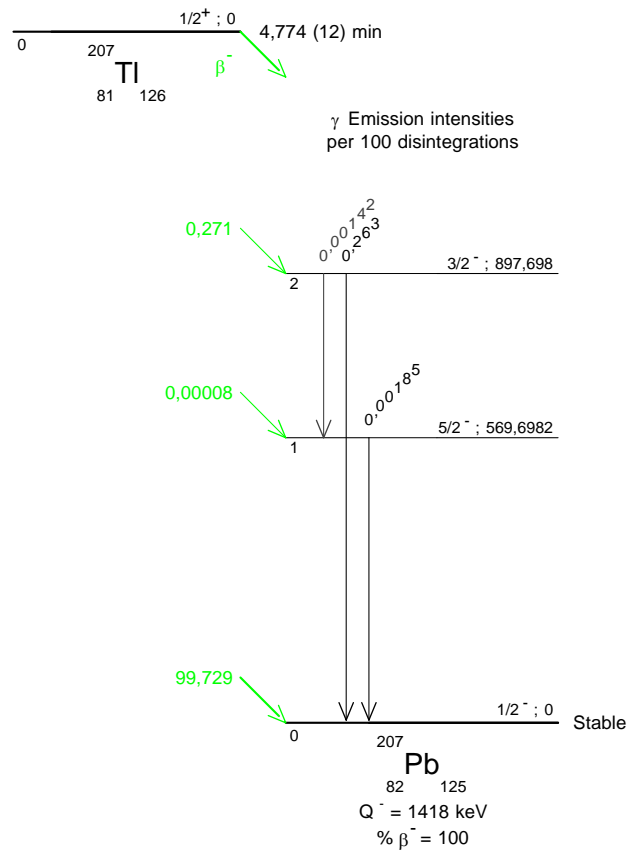
6 Main Production Modes

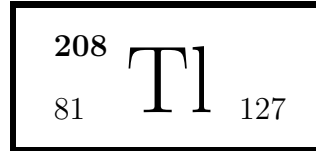
Bi – 211(α)Tl – 207

7 References

- M. CURIE, A. DEBIERNE, A. S. EVE, H. GEIGER, O. HAHN, S. C. LIND, S. MEYER, E. RUTHERFORD, E. SCHWEIDLER. *Rev. Mod. Phys.* 3 (1931) 427
(Half-life)
- K. FAJANS, A. F. VOIGT. *Phys. Rev.* 58 (1940) 177
(Half-life)
- H. D. EVANS. *Proc. Phys. Soc. (London)* 63A (1950) 575
(Measured energies and probabilities of beta-transitions)
- B. W. SARGENT, L. YAFFE, A. P. GRAY. *Can. J. Phys.* 31 (1953) 235
(Half-life)
- S. CUPERMAN. *Nucl. Phys.* 28 (1961) 84
(Measured energies and probabilities of beta-transitions)
- P. R. CHRISTENSEN, O. B. NIELSEN, H. NORDBY. *Phys. Letters* 4 (1963) 318
(Measured energies and probabilities of beta-transitions)
- W. F. DAVIDSON, C. R. COTHERN, R. D. CONNOR. *Can. J. Phys.* 45 (1967) 2295
(Measured energies and probabilities of beta-transitions)
- J. M. TRISCHUK, E. KANKELEIT. *Nucl. Phys.* A90 (1967) 33
(Half-life, measured energies and probabilities of beta-transitions)
- C. BRIANCON, C. F. LEANG, R. WALLEN. *Comp. Rend. Acad. Sci. (Paris)* 266B (1968) 1533
(Measured energies and probabilities of gamma-transitions)
- H. V. KLAPDOR, P. VON BRENTANO, E. GROSSE, K. HABERKANT. *Nucl. Phys.* A152 (1970) 263
(Measured energies and probabilities of gamma- and beta-transitions and ICCs)
- N. B. GOVE, M. J. MARTIN. *Nucl. Data Tables* A10 (1971) 205
(Log ft values)
- O. HAUSSER, F. C. KHANNA, D. WARD. *Nucl. Phys.* A194 (1972) 113
(Multipolarity and mixing ratio)
- C. BARGHOLTZ, L. ERIKSSON, L. GIDEFELDT. *Phys. Scr.* 7 (1973) 254
(Multipolarity and mixing ratio)
- O. HAUSSER, D. B. FOSSAN, A. OLIN, D. WARD, W. WITTHUHN, R. E. WARNER. *Nucl. Phys.* A225 (1974) 425
(Measured energies and probabilities of gamma-transitions)
- F. T. AVIGNONE III, T. A. GIRARD. *Phys. Rev.* C13 (1976) 2067
(Multipolarity and mixing ratio)
- F. P. LARKINS. *At. Data Nucl. Data Tables* 20 (1977) 311
(Auger electron energies)
- M. M. HINDI, E. G. ADELBERGER, S. E. KELLOGG, T. MURAKAMI. *Phys. Rev.* C38 (1988) 1370
(Measured energies and probabilities of gamma- and beta-transitions, B(M1), experimental ICCs)
- A. ARTNA-COHEEN. *Nucl. Data Sheets* 63 (1991) 79
(Evaluation and gamma-ray normalisation factor)

- E. SCHÖNFELD, H. JANSSEN. Nucl. Instrum. Methods Phys. Res. A369 (1996) 527
(Evaluation of K-shell fluorescence yields and X-ray emission probabilities)
- E. SCHÖNFELD, G. RODLOFF. Report PTB-6.11-98-1, Braunschweig (1998)
(Auger electron energies)
- E. SCHÖNFELD, G. RODLOFF. Report PTB-6.11-1999-1, Braunschweig (1999)
(X-ray energies and emission probabilities)
- E. SCHÖNFELD, H. JANSEN. Appl. Radiat. Isot. 52 (2000) 595
(X-ray and Auger electron emission probabilities)
- R. G. HELMER, C. VAN DER LEUN. Nucl. Instrum. Methods Phys. Res. A450 (2000) 35
(Evaluated energies and probabilities of gamma-transitions)
- R. D. DESLATTES, E. G. KESSLER JR., P. INDELICATO, L. DE BILLY, E. LINDROTH, J. ANTON. Rev. Mod. Phys. 75 (2003) 35
(Evaluated X-ray transition energies)
- G. AUDI, A. H. WAPSTRA, C. THIBAUT. Nucl. Phys. A729 (2003) 337
(Q value)
- T. KIBEDI, T. W. BURROWS, M. B. TRZHASKOVSKAYA, P. M. DAVIDSON, C. W. NESTOR JR.. Nucl. Instrum. Methods Phys. Res. A589 (2008) 202
(Theoretical ICC)
- C. DULIEU, M. M. BÉ, V. CHISTÉ. Proc. Int. Conf. on Nuclear Data for Science and Technology, Nice, France, 22-27 April 2007 (2008) 97
(SAISINUC Software and atomic data)
- F. G. KONDEV, S. LALKOVSKI. Nucl. Data Sheets 112 (2011) 707
(Nuclear levels)





1 Decay Scheme

Tl-208 ground state ($J^\pi = 5^+$) decays by beta minus emission to various excited levels of Pb-208.
Le thallium 208 se désintègre par émission bêta moins vers les niveaux excités du plomb 208.

2 Nuclear Data

$$T_{1/2}({}^{208}\text{Tl}) : 3,058 \quad (6) \quad \text{min}$$

$$Q^-({}^{208}\text{Tl}) : 4999,0 \quad (17) \quad \text{keV}$$

2.1 β^- Transitions

	Energy keV	Probability $\times 100$	Nature	lg ft
$\beta_{0,23}^-$	518,3 (17)	0,052 (5)	1st forbidden non-unique	6,67
$\beta_{0,21}^-$	615,7 (17)	0,017 (5)	1st forbidden non-unique	7,41
$\beta_{0,20}^-$	640,3 (17)	0,045 (4)	1st forbidden non-unique	7,04
$\beta_{0,19}^-$	675,1 (17)	0,005 (2)	allowed	8,1
$\beta_{0,18}^-$	702,4 (17)	0,102 (11)	1st forbidden non-unique	6,82
$\beta_{0,17}^-$	737,1 (17)	0,002 (1)	1st forbidden non-unique	8,6
$\beta_{0,13}^-$	818,6 (17)	0,231 (9)	1st forbidden non-unique	6,7
$\beta_{0,12}^-$	873,7 (17)	0,174 (9)	1st forbidden non-unique	6,92
$\beta_{0,8}^-$	1003,6 (17)	0,007 (3)	1st forbidden non-unique	8,5
$\beta_{0,7}^-$	1037,8 (17)	3,17 (4)	1st forbidden non-unique	5,92
$\beta_{0,6}^-$	1052,4 (17)	0,048 (3)	1st forbidden non-unique	7,76
$\beta_{0,5}^-$	1079,0 (17)	0,63 (4)	1st forbidden non-unique	6,68
$\beta_{0,4}^-$	1290,5 (17)	24,1 (2)	1st forbidden non-unique	5,38
$\beta_{0,3}^-$	1523,9 (17)	22,1 (5)	1st forbidden non-unique	5,69
$\beta_{0,2}^-$	1801,3 (17)	49,2 (6)	1st forbidden non-unique	5,61

2.2 Gamma Transitions and Internal Conversion Coefficients

	Energy keV	$P_{\gamma+ce}$ $\times 100$	Multipolarity	α_K	α_L	α_M	α_T	α_π (10^{-4})
$\gamma_{5,4}$ (Pb)	211,52 (2)	0,38 (2)	M1+3%E2	0,890 (14)	0,1570 (22)	0,0369 (6)	1,096 (17)	
$\gamma_{4,3}$ (Pb)	233,37 (2)	0,51 (2)	[M1+33%E2]	0,51 (3)	0,1136 (18)	0,0275 (4)	0,66 (3)	
$\gamma_{7,4}$ (Pb)	252,71 (2)	1,26 (3)	[M1+14%E2]	0,495 (14)	0,0926 (14)	0,0220 (4)	0,616 (15)	
$\gamma_{3,2}$ (Pb)	277,37 (2)	10,1 (5)	[M1+0,04%E2]	0,432 (6)	0,0739 (11)	0,01730 (25)	0,529 (8)	
$\gamma_{7,3}$ (Pb)	486,08 (2)	0,055 (4)	[M1]	0,0954 (14)	0,01608 (23)	0,00376 (6)	0,1164 (17)	
$\gamma_{4,2}$ (Pb)	510,74 (2)	24,8 (2)	[M1+0,25%E2]	0,0835 (13)	0,01406 (21)	0,00329 (5)	0,1019 (16)	
$\gamma_{2,1}$ (Pb)	583,187 (2)	86,7 (3)	E2	0,01509 (22)	0,00410 (6)	0,001009 (15)	0,0205 (3)	
$\gamma_{18,4}$ (Pb)	588,109 (18)	0,06 (1)	[M1]	0,0577 (8)	0,00968 (14)	0,00226 (4)	0,0704 (10)	
$\gamma_{12,3}$ (Pb)	650,27 (2)	0,043 (5)	[M1]	0,0444 (7)	0,00742 (11)	0,001733 (25)	0,0541 (8)	
$\gamma_{13,3}$ (Pb)	705,34 (2)	0,023 (4)	[M1]	0,0360 (5)	0,00599 (9)	0,001399 (20)	0,0438 (7)	
$\gamma_{5,2}$ (Pb)	722,26 (2)	0,25 (4)	M1+8,8%E2	0,0317 (6)	0,00534 (10)	0,001248 (22)	0,0387 (7)	
$\gamma_{6,2}$ (Pb)	748,87 (2)	0,048 (3)	[M1]	0,0308 (5)	0,00512 (8)	0,001196 (17)	0,0375 (6)	
$\gamma_{7,2}$ (Pb)	763,45 (2)	1,86 (2)	[M1+1,0%E2]	0,0291 (4)	0,00484 (7)	0,001130 (16)	0,0354 (5)	
$\gamma_{(-1,1)}$ (Pb)	808,32 (13)	0,030 (7)						
$\gamma_{18,3}$ (Pb)	821,48 (2)	0,042 (4)	M1	0,0242 (4)	0,00402 (6)	0,000939 (14)	0,0295 (5)	
$\gamma_{(-1,2)}$ (Pb)	835,90 (11)	0,076 (11)						
$\gamma_{3,1}$ (Pb)	860,53 (2)	12,7 (1)	[M1+0,02%E2]	0,0215 (3)	0,00356 (5)	0,000831 (12)	0,0262 (4)	
$\gamma_{20,3}$ (Pb)	883,59 (2)	0,032 (3)	[M1]	0,0201 (3)	0,00333 (5)	0,000776 (11)	0,0244 (4)	
$\gamma_{12,2}$ (Pb)	927,64 (2)	0,131 (7)	[M1]	0,01774 (25)	0,00293 (5)	0,000684 (10)	0,0216 (3)	
$\gamma_{13,2}$ (Pb)	982,70 (2)	0,208 (8)	[M1]	0,01530 (22)	0,00253 (4)	0,000589 (9)	0,0186 (3)	
$\gamma_{4,1}$ (Pb)	1093,90 (2)	0,44 (1)	E2	0,00449 (7)	0,000844 (12)	0,000200 (3)	0,00560 (8)	
$\gamma_{19,2}$ (Pb)	1126,24 (2)	0,005 (2)	E1	0,001691 (24)	0,000256 (4)	0,0000590 (9)	0,00203 (3)	0,0206 (3)
$\gamma_{20,2}$ (Pb)	1160,96 (2)	0,011 (3)	[M1]	0,01000 (14)	0,001641 (23)	0,000382 (6)	0,01214 (17)	0,0259 (4)
$\gamma_{21,2}$ (Pb)	1185,57 (2)	0,017 (5)	[M1]	0,00947 (14)	0,001555 (22)	0,000362 (5)	0,01151 (17)	0,0501 (7)
$\gamma_{23,2}$ (Pb)	1283,04 (2)	0,052 (5)	[M1]	0,00775 (11)	0,001269 (18)	0,000295 (5)	0,00943 (14)	0,232 (4)
$\gamma_{8,1}$ (Pb)	1380,89 (2)	0,007 (3)	[M1]	0,00643 (9)	0,001050 (15)	0,000245 (4)	0,00785 (11)	0,546 (8)
$\gamma_{17,1}$ (Pb)	1647,32 (2)	0,002 (1)	[M1]	0,00411 (6)	0,000669 (10)	0,0001556 (22)	0,00518 (8)	1,94 (3)
$\gamma_{20,12}$ (Pb)	1744,12 (2)	0,002 (1)	[M1]	0,00356 (5)	0,000578 (8)	0,0001344 (19)	0,00457 (7)	2,55 (4)
$\gamma_{1,0}$ (Pb)	2614,511 (10)	100	E3	0,001708 (24)	0,000292 (4)	0,0000685 (10)	0,00246 (4)	3,71 (6)

2.3 Pb

ω_K	:	0,963	(4)
$\bar{\omega}_L$:	0,379	(15)
n_{KL}	:	0,811	(5)

2.3.1 X Radiations

	Energy keV	Relative probability	
X _K	K α_2	72,8049	59,4
	K α_1	74,97	100
	K β_3	84,451	}
	K β_1	84,937	}
	K β_5''	85,47	}
			34,2

	Energy keV	Relative probability
X _L	K β_2	87,238
	K β_4	87,58
	KO _{2,3}	87,911
	L ℓ	9,184
	L α	10,45 – 10,551
	L η	11,349
	L β	12,142 – 13,015
	L γ	14,765 – 15,216

2.3.2 Auger Electrons

	Energy keV	Relative probability
Auger K		
KLL	56,028 – 61,669	100
KLX	68,181 – 74,969	55,5
KXY	80,3 – 88,0	7,7
Auger L	5,262 – 10,398	2745

3 Electron Emissions

	Energy keV	Electrons per 100 disint.
e _{AL}	(Pb) 5,262 - 10,398	4,50 (13)
e _{AK}	(Pb)	0,27 (3)
	KLL 56,028 - 61,669	}
	KLX 68,181 - 74,969	}
	KXY 80,3 - 88,0	}
ec _{3,2} T	(Pb) 189,36 - 277,37	3,50 (16)
ec _{3,2} K	(Pb) 189,36 (2)	2,86 (13)
ec _{3,2} L	(Pb) 261,51 - 264,33	0,49 (2)
ec _{3,2} M+	(Pb) 273,52 - 277,37	0,15 (1)
ec _{4,2} T	(Pb) 422,73 - 510,74	2,30 (2)
ec _{4,2} K	(Pb) 422,73 (2)	1,88 (2)
ec _{4,2} L	(Pb) 494,88 - 497,70	0,32
ec _{2,1} T	(Pb) 495,18 - 583,19	1,70 (1)
ec _{2,1} K	(Pb) 495,18 (2)	1,25 (1)
ec _{4,2} M+	(Pb) 506,89 - 510,74	0,098

		Energy keV	Electrons per 100 disint.
ec _{2,1} L	(Pb)	567,33 - 570,15	0,34
ec _{2,1} M+	(Pb)	579,33 - 583,19	0,109
ec _{1,0} α	(Pb)	1592,51 (1)	0,0369 (6)
ec _{1,0} K	(Pb)	2526,51 (1)	0,170 (3)
ec _{1,0} L	(Pb)	2598,65 - 2601,48	0,0291 (4)
$\beta_{0,23}^-$	max:	518,3 (17)	0,052 (5)
$\beta_{0,23}^-$	avg:	154,3 (6)	
$\beta_{0,21}^-$	max:	615,7 (17)	0,017 (5)
$\beta_{0,21}^-$	avg:	187,7 (6)	
$\beta_{0,20}^-$	max:	640,3 (17)	0,045 (4)
$\beta_{0,20}^-$	avg:	196,4 (6)	
$\beta_{0,19}^-$	max:	675,1 (17)	0,005 (2)
$\beta_{0,19}^-$	avg:	208,6 (6)	
$\beta_{0,18}^-$	max:	702,4 (17)	0,102 (11)
$\beta_{0,18}^-$	avg:	218,3 (6)	
$\beta_{0,17}^-$	max:	737,1 (17)	0,002 (1)
$\beta_{0,17}^-$	avg:	230,8 (6)	
$\beta_{0,13}^-$	max:	818,6 (17)	0,231 (9)
$\beta_{0,13}^-$	avg:	260,4 (6)	
$\beta_{0,12}^-$	max:	873,7 (17)	0,174 (9)
$\beta_{0,12}^-$	avg:	280,8 (6)	
$\beta_{0,8}^-$	max:	1003,6 (17)	0,007 (3)
$\beta_{0,8}^-$	avg:	329,7 (7)	
$\beta_{0,7}^-$	max:	1037,8 (17)	3,17 (4)
$\beta_{0,7}^-$	avg:	342,8 (7)	
$\beta_{0,6}^-$	max:	1052,4 (17)	0,048 (3)
$\beta_{0,6}^-$	avg:	348,4 (7)	
$\beta_{0,5}^-$	max:	1079,0 (17)	0,63 (4)
$\beta_{0,5}^-$	avg:	358,6 (7)	
$\beta_{0,4}^-$	max:	1290,5 (17)	24,1 (2)
$\beta_{0,4}^-$	avg:	441,5 (7)	
$\beta_{0,3}^-$	max:	1523,9 (17)	22,1 (5)
$\beta_{0,3}^-$	avg:	535,4 (7)	
$\beta_{0,2}^-$	max:	1801,3 (17)	49,2 (6)
$\beta_{0,2}^-$	avg:	649,5 (7)	

4 Photon Emissions

4.1 X-Ray Emissions

		Energy keV	Photons per 100 disint.	
XL	(Pb)	9,184 — 15,216	2,75 (12)	
XK α_2	(Pb)	72,8049	2,03 (5)	} K α
XK α_1	(Pb)	74,97	3,42 (7)	
XK β_3	(Pb)	84,451	}	K' β_1
XK β_1	(Pb)	84,937	}	
XK β_5''	(Pb)	85,47	}	
XK β_2	(Pb)	87,238	}	K' β_2
XK β_4	(Pb)	87,58	}	
XK $O_{2,3}$	(Pb)	87,911	}	

4.2 Gamma Emissions

	Energy keV	Photons per 100 disint.	
$\gamma_{5,4}$ (Pb)	211,52 (2)	0,18 (1)	
$\gamma_{4,3}$ (Pb)	233,37 (2)	0,31 (1)	
$\gamma_{7,4}$ (Pb)	252,71 (2)	0,78 (2)	
$\gamma_{3,2}$ (Pb)	277,37 (2)	6,6 (3)	
$\gamma_{7,3}$ (Pb)	486,08 (2)	0,049 (4)	
$\gamma_{4,2}$ (Pb)	510,74 (2)	22,5 (2)	
$\gamma_{2,1}$ (Pb)	583,187 (2)	85,0 (3)	
$\gamma_{18,4}$ (Pb)	588,108 (18)	0,06 (1)	
$\gamma_{12,3}$ (Pb)	650,27 (2)	0,041 (5)	
$\gamma_{13,3}$ (Pb)	705,34 (2)	0,022 (4)	
$\gamma_{5,2}$ (Pb)	722,26 (2)	0,24 (4)	
$\gamma_{6,2}$ (Pb)	748,87 (2)	0,046 (3)	
$\gamma_{7,2}$ (Pb)	763,45 (2)	1,80 (2)	
$\gamma_{(-1,1)}$ (Pb)	808,32 (13)	0,030 (7)	
$\gamma_{18,3}$ (Pb)	821,48 (2)	0,041 (4)	
$\gamma_{(-1,2)}$ (Pb)	835,90 (11)	0,076 (11)	
$\gamma_{3,1}$ (Pb)	860,53 (2)	12,4 (1)	
$\gamma_{20,3}$ (Pb)	883,59 (2)	0,031 (3)	
$\gamma_{12,2}$ (Pb)	927,64 (2)	0,128 (7)	
$\gamma_{13,2}$ (Pb)	982,70 (2)	0,204 (8)	
$\gamma_{4,1}$ (Pb)	1093,90 (2)	0,44 (1)	
$\gamma_{19,2}$ (Pb)	1126,24 (2)	0,005 (2)	
$\gamma_{20,2}$ (Pb)	1160,96 (2)	0,011 (3)	
$\gamma_{21,2}$ (Pb)	1185,57 (2)	0,017 (5)	
$\gamma_{23,2}$ (Pb)	1283,04 (2)	0,052 (5)	

	Energy keV	Photons per 100 disint.
$\gamma_{8,1}(\text{Pb})$	1380,89 (2)	0,007 (3)
$\gamma_{17,1}(\text{Pb})$	1647,32 (2)	0,002 (1)
$\gamma_{20,12}(\text{Pb})$	1744,12 (2)	0,002 (1)
$\gamma_{1,0}(\text{Pb})$	2614,511 (10)	99,755 (4)

5 Main Production Modes

Bi – 212(α)Tl – 208

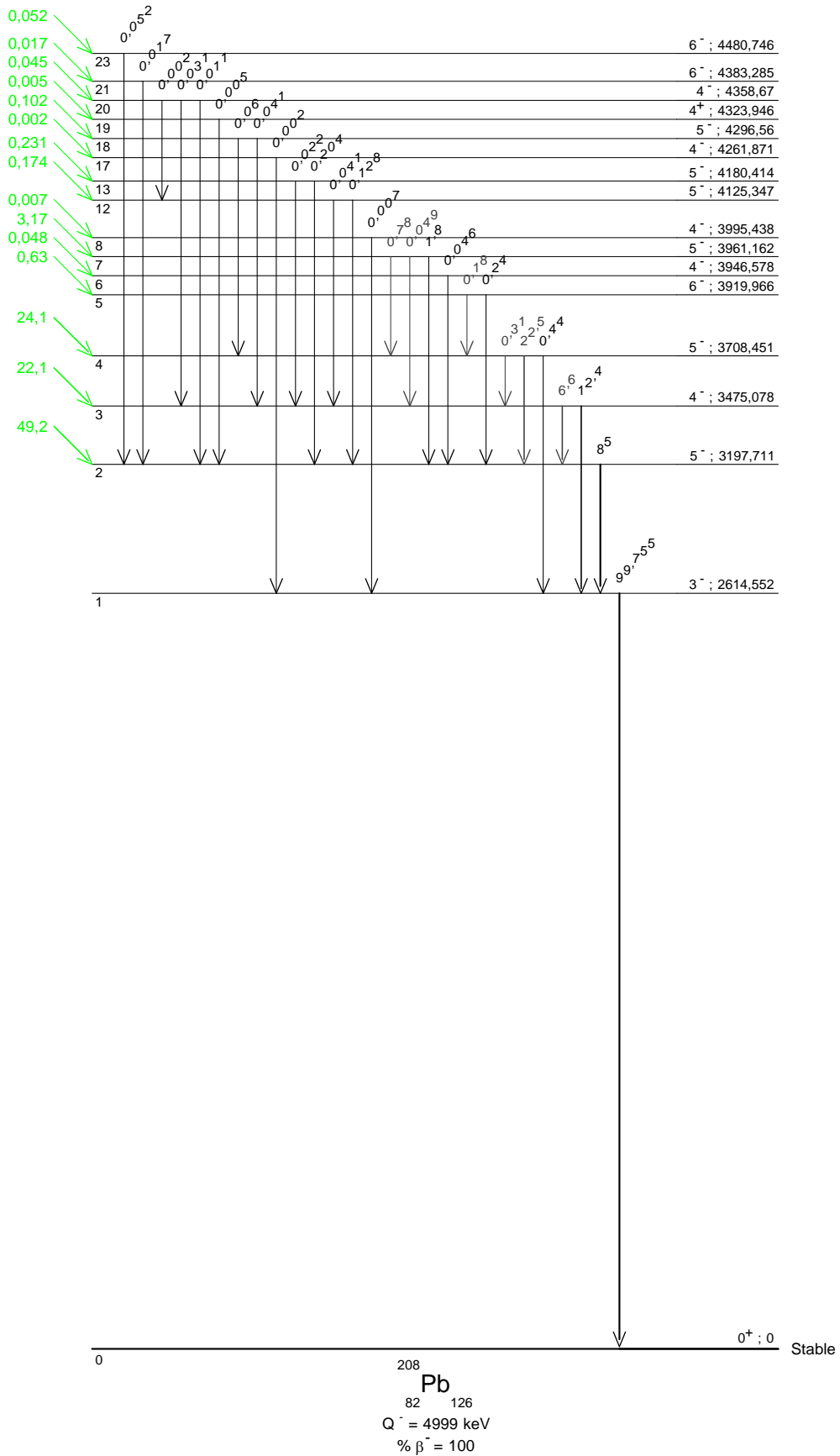
6 References

- L.G. ELLIOTT, R.L. GRAHAM, J. WALKER, J.I. WOLFSON. Phys. Rev. 93 (1954) 356
(K ICC)
- D.L. BAULCH, H.A. DAVID, J.F. DUNCAN. Australian J. Chem. 10 (1957) 85
(Half-life)
- E.M. KRISIUK, A.G. SERGEEV, G.D. LATYSHEV, K.I. IL'IN, V.I. FADEEV. Sov. Phys. - JETP 6 (1958) 880
(Multipolarities)
- V.D. VOROB'EV, K.I. IL'IN, T.I. KOL'CHINSKAIA, G.D. LATYSHEV, A.G. SERGEEV, I.U.N. TROFIMOV, V.I. FADEEV. Bull. Acad. Sci. USSR 21 (1958) 956
(Conv. Elec. emission probabilities)
- G.T. EMERY, W.R. KANE. Phys. Rev. 118 (1960) 755
(Beta-ray emission probabilities, gamma-ray emission probabilities)
- G. SCHUPP, H. DANIEL, G.W. EAKINS, E.N. JENSEN. Phys. Rev. 120 (1960) 189
(Beta-ray emission probabilities, gamma-ray emission probabilities)
- L. SIMONS, M. BRENNER, L. KÄLD, K-E. NYSTEN, E. SPRING. Soc. Sci. Fennica Comm. Phys. Math. 26 (1961) part 6
(Gamma-ray emission probabilities)
- H. DANIEL, G. LÜHRS. Z. Phys. 176 (1963) 30
(Conv. Elec. emission probabilities, K ICC, Multipolarities)
- H. OSTERTAG, K.H. LAUTERJUNG. Z. Phys. 199 (1967) 25
(Beta-ray emission probabilities)
- N.O. LASSEN, N. HORNSTRUP. Kgl. Danske Vid. Selskab Mat-Fys. Medd. 36 (1967) No. 4
(Half-life)
- J.S. LARSEN, B.C. JORGENSEN. Z. Phys. 227 (1969) 65
(Gamma-ray emission probabilities)
- G. AUBIN, J. BARRETTE, G. LAMOUREUX, S. MONARO. Nucl. Instrum. Methods 76 (1969) 85
(Gamma-ray emission probabilities)
- A. PAKKANEN, J. KANTELE, P. SUOMINEN. Z. Phys. 218 (1969) 273
(Gamma-ray emission probabilities)
- V.H. MUNDSCHEK. Radiochim. Acta 14 (1970) 72
(Half-life)
- R. ACKERHALT, P. ELLERBE, G. HARBOTTLE. Radiochem. Radioanal. Letters 8 (1971) 75
(Half-life)
- P. JAGAM, D.S. MURTY. Nucl. Phys. A197 (1972) 540
(Gamma-ray emission probabilities, mixing ratio)
- J. DALMASSO. Report FRNC-TH-441 (1972)
(Gamma-ray emission probabilities)
- J. DALMASSO, H. MARIA, C. YTHIER. C. R. Acad. Sci. (Paris) 277B (1973) 467
(Gamma-ray emission probabilities)

- M. KORTELAKHTI, A. PAKKENAN, J. KANTELE. Nucl. Phys. A240 (1975) 87
(Gamma-ray emission probabilities, mixing ratio)
- F.T. AVIGNONE, S.M. BLANKENSHIP, W.W. TRUE. Phys. Rev. C14 (1976) 267
(Mixing ratio)
- R.J. GEHRKE, R.G. HELMER, R.C. GREENWOOD. Nucl. Instrum. Methods 147 (1977) 405
(Gamma-ray emission probabilities)
- F.P. LARKINS. At. Data Nucl. Data Tables 20 (1977) 311
(Auger electron energies)
- F.T. AVIGNONE, A.G. SCHMIDT. Phys. Rev. C17 (1978) 380
(Gamma-ray emission probabilities)
- S. SADASIVAN, V.M. RAGHUNATH. Nucl. Instrum. Methods 196 (1982) 561
(Gamma-ray emission probabilities)
- R. VANINBROUKX, H.H. HANSEN. Int. J. Appl. Radiat. Isot. 34 (1983) 1395
(Gamma-ray emission probabilities)
- U. SCHÖTZIG, K. DEBERTIN. Int. J. Appl. Radiat. Isot. 34 (1983) 533
(Gamma-ray emission probabilities)
- R.J. GEHRKE, V.J. NOVICK, J.D. BAKER. Int. J. Appl. Radiat. Isot. 35 (1984) 581
(Gamma-ray emission probabilities)
- L.I. GOVOR, A.M. DEMIDOV, V.A. KURKIN. Bull. Acad. Sci. USSR 54 (1990) 147
(Mixing ratio)
- W.-J. LIN, G. HARBOTTLE. J. Radioanal. Nucl. Chem. 157 (1992) 367
(Gamma-ray emission probabilities)
- O. EL SAMAD, J. DALMASSO, G. BARCI-FUNEL, G. ARDISSON. Radiochim. Acta 62 (1993) 65
(Gamma-ray emission probabilities)
- E. SCHÖNFELD, H. JANSSEN. Nucl. Instrum. Methods Phys. Res. A369 (1996) 527
(K-x ray, L-x ray, Auger electrons)
- M. SCHRAMM, K.H. MAIER, M. REJMUND, L.D. WOOD, N. ROY, A. KUHNERT, A. APRAHAMIAN, J. BECKER, M. BRINKMAN, D.J. DECMAN, E.A. HENRY, R. HOFF, D. MANATT, L.G. MANN, R.A. MEYER, W. STOEFFL, G.L. STRUBLE, T.-F. WANG. Phys. Rev. C56 (1997) 1320
(Nuclear levels, Spin and Parity)
- E. SCHÖNFELD, G. RODLOFF. Report PTB-6.11-98-1 (1998)
(Auger electrons)
- E. SCHÖNFELD, G. RODLOFF. Report PTB-6.11-1999-1 (1999)
(K-x ray)
- R.G. HELMER, C. VAN DER LEUN. Nucl. Instrum. Methods Phys. Res. A450 (2000) 35
(Gamma energy)
- I.M. BAND, M.B. TRZHASKOVSKAYA, C.W. NESTOR JNR., P.O. TIKKANEN, S. RAMAN. At. Data Nucl. Data Tables 81 (2002) 1
(Theoretical ICC)
- S. RAMAN, C.W. NESTOR JNR., A. ICHIHARA, M.B. TRZHASKOVSKAYA. Phys. Rev. C66 (2002) 044312
(Theoretical ICC)
- G. AUDI, A.H. WAPSTRA, C. THIBAUT. Nucl. Phys. A729 (2003) 337
(Q)
- S.I. VASIL'EV, K.YA. GROMOV, A.A. KLIMENKO, ZH.K. SAMATOV, A.A. SMOL'NIKOV, V.I. FOMINYKH, V.G. CHUMIN. Instrum. Expt. Tech. 49 (2006) 34
(Crossover gammas)
- M.J. MARTIN. Nucl. Data Sheets 108 (2007) 1583
(Nuclear structure, nuclear level energies)
- T. KIBEDI, T.W. BURROWS, M.B. TRZHASKOVSKAYA, P.M. DAVIDSON, C.W. NESTOR JNR.. Nucl. Instrum. Methods Phys. Res. A589 (2008) 202
(Theoretical ICC)



γ Emission intensities per 100 disintegrations





1 Decay Scheme

Tl-209 decays by 100 % beta minus to Pb-209. The strongest branch of 97.70 (15) % populates the 1/2⁻ excited state at 2149.29 keV.

Le thallium 209 se désintègre par émissions bêta. Le branchement de plus forte intensité peuple le niveau d'énergie 2149 keV du plomb 209.

2 Nuclear Data

$T_{1/2}({}^{209}\text{Tl})$:	2,161	(7)	min
$T_{1/2}({}^{209}\text{Pb})$:	3,277	(15)	h
$Q^{-}({}^{209}\text{Tl})$:	3976	(8)	keV

2.1 β^{-} Transitions

	Energy keV	Probability × 100	Nature	lg <i>ft</i>
$\beta_{0,10}^{-}$	587 (8)	0,420 (22)		
$\beta_{0,9}^{-}$	615 (8)	0,10 (3)		
$\beta_{0,8}^{-}$	906 (8)	0,645 (16)	1st forbidden	6,3
$\beta_{0,7}^{-}$	1071 (8)	0,70 (9)	1st forbidden	6,5
$\beta_{0,6}^{-}$	1451 (8)	0,070 (15)	Allowed	8
$\beta_{0,5}^{-}$	1515 (8)	0,031 (16)	1st forbidden unique	9,2
$\beta_{0,4}^{-}$	1660 (8)	0,32 (11)	1st forbidden	7,5
$\beta_{0,3}^{-}$	1827 (8)	97,70 (15)	1st forbidden	5,2
$\beta_{0,2}^{-}$	1944 (8)	< 0,1	Allowed	> 8,3

2.2 Gamma Transitions and Internal Conversion Coefficients

	Energy keV	$P_{\gamma+ce}$ $\times 100$	Multipolarity	α_K	α_L	α_M	α_T
$\gamma_{3,2}(\text{Pb})$	117,22 (8)	100	E1	0,235 (4)	0,0455 (7)	0,01072 (15)	0,295 (5)
$\gamma_{4,2}(\text{Pb})$	283,61 (14)	0,21 (10)	[M1]	0,405 (6)	0,0692 (10)	0,01620 (23)	0,495 (7)
$\gamma_{5,3}(\text{Pb})$	311,51 (31)	0,031 (15)	[E2]	0,0596 (9)	0,0329 (5)	0,00842 (13)	0,1034 (15)
$\gamma_{6,3}(\text{Pb})$	375,50 (22)	0,070 (15)					
$\gamma_{2,1}(\text{Pb})$	465,13 (8)	100	E2	0,0242 (4)	0,00815 (12)	0,00204 (3)	0,0350 (5)
$\gamma_{(-1,1)}(\text{Pb})$	469,7 (3)	0,12 (3)					
$\gamma_{3,1}(\text{Pb})$	582,35 (8)	0,374 (29)	[M2]	0,1574 (22)	0,0322 (5)	0,00774 (11)	0,200 (3)
$\gamma_{4,1}(\text{Pb})$	748,74 (14)	0,080 (21)	[E1]	0,00356 (5)	0,000553 (8)	0,0001280 (18)	0,00428 (6)
$\gamma_{7,3}(\text{Pb})$	755,85 (26)	0,114 (21)	[M1]	0,0301 (5)	0,00500 (7)	0,001168 (17)	0,0366 (6)
$\gamma_{(-1,2)}(\text{Pb})$	860,5 (3)	0,26 (4)					
$\gamma_{7,2}(\text{Pb})$	873,07 (26)	0,59 (8)	[E1]	0,00267 (4)	0,000410 (6)	0,0000947 (14)	0,00320 (5)
$\gamma_{(-1,3)}(\text{Pb})$	890,0 (4)	0,12 (3)					
$\gamma_{(-1,4)}(\text{Pb})$	902,8 (4)	0,10 (2)					
$\gamma_{8,3}(\text{Pb})$	920,43 (14)	0,645 (15)	[M1]	0,0181 (3)	0,00299 (5)	0,000698 (10)	0,0220 (3)
$\gamma_{(-1,5)}(\text{Pb})$	970,3	0,054 (15)					
$\gamma_{10,3}(\text{Pb})$	1239,67 (14)	0,420 (22)					
$\gamma_{9,2}(\text{Pb})$	1329,29 (18)	0,10 (3)					
$\gamma_{1,0}(\text{Pb})$	1566,94 (5)	100	E2	0,00234 (4)	0,000396 (6)	0,0000926 (13)	0,00294 (5)
$\gamma_{(-1,6)}(\text{Pb})$	1661,1 (5)	0,10 (2)					
$\gamma_{(-1,7)}(\text{Pb})$	1673,2 (4)	0,48 (4)					
$\gamma_{(-1,8)}(\text{Pb})$	1781,7 (5)	0,04 (2)					
$\gamma_{(-1,9)}(\text{Pb})$	2005,3 (2)	0,020 (5)					
$\gamma_{(-1,10)}(\text{Pb})$	2032,1 (5)	0,001					
$\gamma_{3,0}(\text{Pb})$	2149,29 (6)	0,015 (5)	[M4]	0,01218 (18)	0,00237 (4)	0,000565 (8)	0,01529 (22)
$\gamma_{4,0}(\text{Pb})$	2315,68 (13)	0,0289 (21)	[E3]	0,00216 (3)	0,000380 (6)	0,0000893 (13)	0,00292 (4)
$\gamma_{(-1,11)}(\text{Pb})$	2548,2	0,015 (6)					

3 Atomic Data

3.1 Pb

ω_K	:	0,963 (4)
$\bar{\omega}_L$:	0,379 (15)
n_{KL}	:	0,811 (5)

3.1.1 X Radiations

	Energy keV	Relative probability
X_K	$K\alpha_2$	72,8049
	$K\alpha_1$	74,97
	$K\beta_3$	84,451
	$K\beta_1$	84,937
	$K\beta_5''$	85,47

	Energy keV	Relative probability
X _L	Kβ ₂	87,238
	Kβ ₄	87,58
	KO _{2,3}	87,911
		} 10,3
	Lℓ	9,186
	Lα	10,4495 – 10,5512
	Lη	11,3495
	Lβ	12,1443 – 13,3763
	Lγ	14,3078 – 15,2169

3.1.2 Auger Electrons

	Energy keV	Relative probability
Auger K		
KLL	56,028 – 61,669	100
KLX	68,181 – 74,969	55,8
KXY	80,3 – 88,0	7,78
Auger L	5,34 – 15,82	

4 Electron Emissions

	Energy keV	Electrons per 100 disint.
e _{AL}	(Pb) 5,34 - 15,82	13,23 (15)
e _{AK}	(Pb)	0,77 (9)
	KLL 56,028 - 61,669	}
	KLX 68,181 - 74,969	}
	KXY 80,3 - 88,0	}
ec _{3,2} K	(Pb) 29,22 (8)	17,51 (48)
ec _{3,2} L	(Pb) 101,36 - 104,18	3,39 (9)
ec _{3,2} M	(Pb) 113,37 - 114,74	0,799 (20)
ec _{3,2} N	(Pb) 116,33 - 117,08	0,200 (5)
ec _{2,1} K	(Pb) 377,13 (8)	2,34 (7)
ec _{2,1} L	(Pb) 449,27 - 452,09	0,786 (23)

		Energy keV	Electrons per 100 disint.
ec _{2,1} M	(Pb)	461,28 - 462,65	0,197 (6)
ec _{1,0} K	(Pb)	1478,94 (5)	0,2340 (42)
$\beta_{0,10}^-$	max:	587 (8)	0,420 (22)
$\beta_{0,10}^-$	avg:	177,8 (28)	
$\beta_{0,9}^-$	max:	615 (8)	0,10 (3)
$\beta_{0,9}^-$	avg:	187,4 (28)	
$\beta_{0,8}^-$	max:	906 (8)	0,645 (16)
$\beta_{0,8}^-$	avg:	292,9 (30)	
$\beta_{0,7}^-$	max:	1071 (8)	0,70 (9)
$\beta_{0,7}^-$	avg:	355,5 (31)	
$\beta_{0,6}^-$	max:	1451 (8)	0,070 (15)
$\beta_{0,6}^-$	avg:	505,9 (33)	
$\beta_{0,5}^-$	max:	1515 (8)	0,031 (16)
$\beta_{0,5}^-$	avg:	518,1 (31)	
$\beta_{0,4}^-$	max:	1660 (8)	0,32 (11)
$\beta_{0,4}^-$	avg:	591,2 (33)	
$\beta_{0,3}^-$	max:	1827 (8)	97,70 (15)
$\beta_{0,3}^-$	avg:	660,0 (34)	
$\beta_{0,2}^-$	max:	1944 (8)	< 0,1
$\beta_{0,2}^-$	avg:	709,0 (34)	

5 Photon Emissions

5.1 X-Ray Emissions

		Energy keV	Photons per 100 disint.
XL	(Pb)	9,186 — 15,2169	8,04 (14)
XK α_2	(Pb)	72,8049	5,85 (10)
XK α_1	(Pb)	74,97	9,84 (16)
XK β_3	(Pb)	84,451	}
XK β_1	(Pb)	84,937	}
XK β_5''	(Pb)	85,47	}
XK β_2	(Pb)	87,238	}
XK β_4	(Pb)	87,58	}
XK $O_{2,3}$	(Pb)	87,911	}
			3,36 (8)
			1,016 (28)

5.2 Gamma Emissions

	Energy keV	Photons per 100 disint.
$\gamma_{3,2}(\text{Pb})$	117,224 (7)	77,22 (27)
$\gamma_{4,2}(\text{Pb})$	284,04 (23)	0,14 (7)
$\gamma_{5,3}(\text{Pb})$	311,5 (3)	0,028 (14)
$\gamma_{6,3}(\text{Pb})$	375,5 (2)	0,070 (15)
$\gamma_{2,1}(\text{Pb})$	465,128 (24)	96,62 (5)
$\gamma_{(-1,1)}(\text{Pb})$	469,7 (3)	0,12 (3)
$\gamma_{3,1}(\text{Pb})$	582,4 (2)	0,312 (24)
$\gamma_{4,1}(\text{Pb})$	748,3 (2)	0,080 (21)
$\gamma_{7,3}(\text{Pb})$	755,6 (3)	0,11 (2)
$\gamma_{(-1,2)}(\text{Pb})$	860,5 (3)	0,26 (4)
$\gamma_{7,2}(\text{Pb})$	873,5 (4)	0,59 (8)
$\gamma_{(-1,3)}(\text{Pb})$	890,0 (4)	0,12 (3)
$\gamma_{(-1,4)}(\text{Pb})$	902,8 (4)	0,10 (2)
$\gamma_{8,3}(\text{Pb})$	920,43 (11)	0,631 (15)
$\gamma_{(-1,5)}(\text{Pb})$	970,3	0,054 (15)
$\gamma_{10,3}(\text{Pb})$	1239,66 (11)	0,420 (22)
$\gamma_{9,2}(\text{Pb})$	1329,29 (16)	0,10 (3)
$\gamma_{1,0}(\text{Pb})$	1566,93 (5)	99,707 (5)
$\gamma_{(-1,6)}(\text{Pb})$	1661,1 (5)	0,10 (2)
$\gamma_{(-1,7)}(\text{Pb})$	1673,2 (4)	0,48 (4)
$\gamma_{(-1,8)}(\text{Pb})$	1781,7 (5)	0,04 (2)
$\gamma_{(-1,9)}(\text{Pb})$	2005,3 (2)	0,020 (5)
$\gamma_{(-1,10)}(\text{Pb})$	2032,1 (5)	0,001
$\gamma_{3,0}(\text{Pb})$	2149 (1)	0,015 (5)
$\gamma_{4,0}(\text{Pb})$	2315,80 (21)	0,0288 (21)
$\gamma_{(-1,11)}(\text{Pb})$	2548,2	0,015 (6)

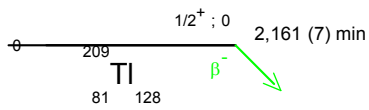
6 Main Production Modes

Bi – 213(α)Tl – 209

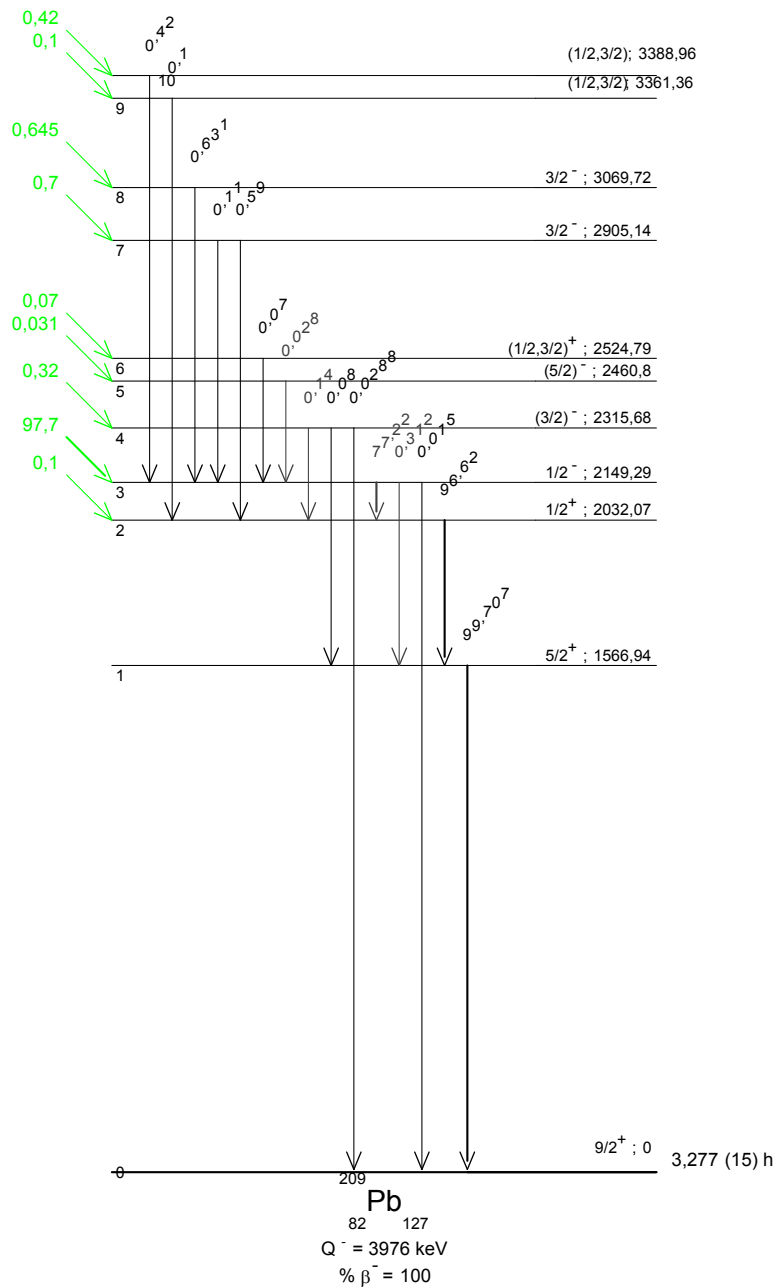
7 References

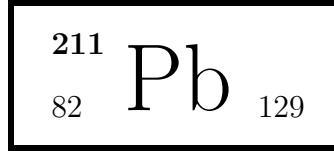
- F. HAGEMANN. Phys. Rev. 79 (1950) 534
(Half-life)
- N.B. GOVE, M.J. MARTIN. Nucl. Data Tables A10 (1971) 205
(Log ft)
- T. VYLOV, N.A. GOLOVKOV, B.S. DZHELEPOV, R.B. IVANOV, M.A. MIKHAILOVA, Y.V. NORSEEV, V.G. CHUMIN. Bull. Acad. Sci. USSR, Phys.Ser. 41 (1977) 85
(Gamma-ray emission energies and probabilities)
- V.M. DATAR, C.V.K. BABA, S.N. ACHARYA, S.A. CHITAMBAR, H.C. JAIN, S.K. BHATTACHERJEE, C.S. WARKE. Phys. Rev. C22 (1980) 1787
(Beta emission energies and probabilities)

- J.K. DICKENS, J.W. MCCONNELL. *Radiochem. Radioanal. Lett.* 47 (1981) 331
(Gamma-ray emission energies and probabilities)
- R.G. HELMER, C.W. REICH, M.A. LEE, I. AHMAD. *Appl. Radiat. Isot.* 37 (1986) 139
(Gamma-ray emission energies and probabilities)
- M.C. KOUASSI, A. HACHEM, C. ARDISSON, G. ARDISSON. *Nucl. Instrum. Methods Phys. Res. A280* (1989) 424
(Gamma-ray emission energies and probabilities)
- M.J. MARTIN. *Nucl. Data Sheets* 63 (1991) 723
(Nuclear levels, multipolarities)
- O. EL SAMAD, J. DALMASSO, G. BARCI-FUNEL, G. ARDISSON. *Radiochim. Acta* 62 (1993) 65
(Gamma-ray emission energies and probabilities)
- E. SCHÖNFELD, H. JANSSEN. *Nucl. Instrum. Methods Phys. Res. A369* (1996) 527
(K-shell fluorescence yields)
- E. SCHÖNFELD, G. RODLOFF. Report PTB-6.11-98-1 Braunschweig (1998)
(K Auger electron energies)
- G. ARDISSON, V. BARCI, O. EL SAMAD. *Phys. Rev. C57* (1998) 612
(Gamma-ray emission energies and probabilities)
- K.YA. GROMOV, SH.R. MALIKOV, T.M. MUMINOV, ZH.K. SAMATOV, ZH. SEHREHEHTEHR, V.I. FOMINYKH, V.V. TSUPKO-SITNIKOV, V.G. CHUMIN. *Proc. 49th Ann. Conf. Nucl. Spectrosc. Struct. At. Nuclei, Dubna* (1999) 117
(Gamma-ray emission energies and probabilities)
- E. SCHÖNFELD, G. RODLOFF. Report PTB-6.11-1999-1 Braunschweig (1999)
(K X-ray energies and relative emission probabilities)
- E. SCHÖNFELD, H. JANSSEN. *Appl. Radiat. Isot.* 52 (2000) 595
(X-ray and Auger electron emission probabilities)
- K.YA. GROMOV, S.A. KUDRYA, SH.R. MALIKOV, T.M. MUMINOV, ZH.K. SAMATOV, ZH. SEREETER, V.I. FOMINYKH, V.G. CHUMIN. *Bull. Rus. Acad. Sci. Phys.* 64 (2000) 1770
(Gamma-ray emission energies and probabilities)
- G. AUDI, A.H. WAPSTRA, C. THIBAUT. *Nucl. Phys. A729* (2003) 337
(Q)
- R.D. DESLATTES, E.G. KESSLER JR., P. INDELICATO, L. DE BILLY, E. LINDROTH, J. ANTON. *Rev. Mod. Phys.* 75 (2003) 35
(K and L X-ray energies)
- V.G. CHUMIN, V.I. FOMINYKH, K.YA. GROMOV, A.A. KLIMENKO, S.A. KUDRYA, A.A. SMOLNIKOV, S.I. VASILIEV. *Proc. 53rd Ann. Conf. Nucl. Spectrosc. Struct. At. Nuclei, Moscow* (2003) 105
(Gamma-ray emission energies and probabilities)
- T. KIBEDI, T.W. BURROWS, M.B. TRZHASKOVSKAYA, P.M. DAVIDSON, C.W. NESTOR JR.. *Nucl. Instrum. Methods Phys. Res. A589* (2008) 202
(Theoretical ICCs)
- C. DULIEU, M.M. BÉ, V. CHISTÉ. *Proc. Int. Conf. on Nuclear Data for Science and Technology, Nice, France, 22-27 April 2007* (2008) 97
(SAISINUC software)



γ Emission intensities per 100 disintegrations





1 Decay Scheme

Pb-211 ground state ($J^\pi = 9/2^+$) decays by 100 % beta minus to Bi-211. The strongest branch (91.28 (12) %) decays directly to the ground state ($J^\pi = 9/2^-$).

Le plomb 211 se désintègre par émissions bêta principalement vers le niveau fondamental du bismuth 211.

2 Nuclear Data

$$T_{1/2}(^{211}\text{Pb}) : 36,1 \quad (2) \quad \text{min}$$

$$Q^-(^{211}\text{Pb}) : 1367 \quad (6) \quad \text{keV}$$

2.1 β^- Transitions

	Energy keV	Probability $\times 100$	Nature	lg ft
$\beta_{0,10}^-$	96 (6)	0,0172 (15)	1st forbidden non-unique	5,93
$\beta_{0,9}^-$	133 (6)	0,0009 (3)		
$\beta_{0,8}^-$	171 (6)	0,019 (4)		
$\beta_{0,7}^-$	257 (6)	1,06 (4)	1st forbidden non-unique	5,58
$\beta_{0,6}^-$	263 (6)	0,0047 (7)		
$\beta_{0,5}^-$	286 (6)	0,0570 (24)		
$\beta_{0,3}^-$	535 (6)	6,32 (9)	1st forbidden non-unique	5,73
$\beta_{0,2}^-$	600 (6)	< 0,09	1st forbidden non-unique	> 7,7
$\beta_{0,1}^-$	962 (6)	1,57 (9)	1st forbidden non-unique	7,21
$\beta_{0,0}^-$	1367 (6)	91,28 (12)	1st forbidden non-unique	5,99

2.2 Gamma Transitions and Internal Conversion Coefficients

	Energy keV	$P_{\gamma+ce}$ $\times 100$	Multipolarity	α_K	α_L	α_M	α_T
$\gamma_{3,2}$ (Bi)	65,304 (18)	0,59 (3)	M1		5,05 (7)	1,188 (17)	6,61 (10)
$\gamma_{7,4}$ (Bi)	95,13 (5)	0,19 (3)	M1 + 74,3% E2	2,8 (9)	4,8 (5)	1,27 (12)	9,3 (4)
$\gamma_{5,2}$ (Bi)	313,96 (4)	0,0268 (21)					
$\gamma_{7,2}$ (Bi)	342,83 (3)	0,035 (6)	[M1,E2]	0,16 (11)	0,035 (11)	0,0085 (22)	0,20 (12)
$\gamma_{2,1}$ (Bi)	361,846 (16)	0,049 (6)	[M1,E2]	0,14 (10)	0,03 (1)	0,0072 (20)	0,17 (11)
$\gamma_{1,0}$ (Bi)	404,834 (9)	4,30 (7)	M1 + 54,8% E2	0,095 (7)	0,0206 (8)	0,00499 (17)	0,122 (8)
$\gamma_{3,1}$ (Bi)	427,150 (15)	2,13 (5)	M1 + 0,05% E2	0,1457 (21)	0,0249 (4)	0,00585 (9)	0,1783 (25)
$\gamma_{8,2}$ (Bi)	429,65 (6)	0,008 (3)					
$\gamma_{10,2}$ (Bi)	504,07 (6)	0,0059 (8)					
$\gamma_{4,1}$ (Bi)	609,55 (4)	0,033 (9)					
$\gamma_{5,1}$ (Bi)	675,81 (4)	0,0181 (9)					
$\gamma_{7,1}$ (Bi)	704,675 (25)	0,492 (10)	M1 + 0,05% E2	0,0390 (6)	0,00657 (10)	0,001540 (22)	0,0476 (7)
$\gamma_{2,0}$ (Bi)	766,680 (13)	0,64 (4)	M1	0,0313 (5)	0,00527 (8)	0,001234 (18)	0,0382 (6)
$\gamma_{3,0}$ (Bi)	831,984 (12)	3,60 (5)	M1 + 13,8% E2	0,0229 (23)	0,0039 (4)	0,00092 (8)	0,028 (3)
$\gamma_{10,1}$ (Bi)	865,92 (6)	0,0046 (2)					
$\gamma_{4,0}$ (Bi)	1014,38 (4)	0,0173 (5)					
$\gamma_{5,0}$ (Bi)	1080,64 (4)	0,0121 (5)					
$\gamma_{6,0}$ (Bi)	1103,52 (20)	0,0047 (7)					
$\gamma_{7,0}$ (Bi)	1109,509 (23)	0,118 (3)	[M1]	0,01209 (17)	0,00201 (3)	0,000470 (7)	0,01472 (21)
$\gamma_{8,0}$ (Bi)	1196,33 (5)	0,0103 (4)					
$\gamma_{9,0}$ (Bi)	1234,3 (4)	0,0009 (3)					
$\gamma_{10,0}$ (Bi)	1270,75 (6)	0,0068 (12)					

3 Atomic Data

3.1 Bi

ω_K	:	0,964 (4)
$\bar{\omega}_L$:	0,391 (16)
n_{KL}	:	0,809 (5)

3.1.1 X Radiations

	Energy keV	Relative probability	
X _K	K α_2	74,8157	
	K α_1	77,1088	
	K β_3	86,835	}
	K β_1	87,344	}
	K β_5''	87,862	}
			34,3
	K β_2	89,732	}
	K β_4	90,074	}
	KO _{2,3}	90,421	}
			10,5

	Energy keV	Relative probability
X_L		
L ℓ	9,4207	
L α	10,7308 – 10,8387	
L η	11,7127	
L β	12,4814 – 13,8066	
L γ	14,7735 – 15,7084	

3.1.2 Auger Electrons

	Energy keV	Relative probability
Auger K		
KLL	57,491 – 63,419	100
KLX	70,025 – 77,105	56
KXY	82,53 – 90,52	7,84
Auger L	5,42 – 16,34	

4 Electron Emissions

		Energy keV	Electrons per 100 disint.
e _{AL}	(Bi)	5,42 - 16,34	0,782 (18)
e _{AK}	(Bi)		0,029 (4)
	KLL	57,491 - 63,419	}
	KLX	70,025 - 77,105	}
	KXY	82,53 - 90,52	}
ec _{3,2} L	(Bi)	48,916 - 51,885	0,389 (21)
ec _{1,0} K	(Bi)	314,308 (9)	0,36 (3)
ec _{3,1} K	(Bi)	336,624 (15)	0,264 (7)
$\beta_{0,10}^-$	max:	96 (6)	0,0172 (15)
$\beta_{0,10}^-$	avg:	25,0 (17)	
$\beta_{0,9}^-$	max:	133 (6)	0,0009 (3)
$\beta_{0,9}^-$	avg:	35,0 (17)	
$\beta_{0,8}^-$	max:	171 (6)	0,019 (4)

		Energy keV	Electrons per 100 disint.
$\beta_{0,8}^-$	avg:	45,6 (18)	
$\beta_{0,7}^-$	max:	257 (6)	1,06 (4)
$\beta_{0,7}^-$	avg:	71,0 (18)	
$\beta_{0,6}^-$	max:	263 (6)	0,0047 (7)
$\beta_{0,6}^-$	avg:	72,8 (18)	
$\beta_{0,5}^-$	max:	286 (6)	0,0570 (24)
$\beta_{0,5}^-$	avg:	79,7 (19)	
$\beta_{0,3}^-$	max:	535 (6)	6,32 (9)
$\beta_{0,3}^-$	avg:	159,8 (21)	
$\beta_{0,2}^-$	max:	600 (6)	< 0,09
$\beta_{0,2}^-$	avg:	182,2 (21)	
$\beta_{0,1}^-$	max:	962 (6)	1,57 (9)
$\beta_{0,1}^-$	avg:	313,3 (23)	
$\beta_{0,0}^-$	max:	1367 (6)	91,28 (12)
$\beta_{0,0}^-$	avg:	470,9 (24)	

5 Photon Emissions

5.1 X-Ray Emissions

		Energy keV	Photons per 100 disint.	
XL	(Bi)	9,4207 — 15,7084	0,494 (13)	
XK α_2	(Bi)	74,8157	0,228 (10)	} K α
XK α_1	(Bi)	77,1088	0,381 (17)	
XK β_3	(Bi)	86,835	}	} K' β_1
XK β_1	(Bi)	87,344	}	
XK β_5''	(Bi)	87,862	}	
XK β_2	(Bi)	89,732	}	} K' β_2
XK β_4	(Bi)	90,074	}	
XKO $_{2,3}$	(Bi)	90,421	}	

5.2 Gamma Emissions

	Energy keV	Photons per 100 disint.
$\gamma_{3,2}$ (Bi)	65,304 (18)	0,077 (4)
$\gamma_{7,4}$ (Bi)	95,13 (5)	0,018 (3)
$\gamma_{5,2}$ (Bi)	313,96 (4)	0,0268 (21)
$\gamma_{7,2}$ (Bi)	342,83 (3)	0,029 (4)
$\gamma_{2,1}$ (Bi)	361,846 (16)	0,042 (3)
$\gamma_{1,0}$ (Bi)	404,834 (9)	3,83 (6)
$\gamma_{3,1}$ (Bi)	427,150 (15)	1,81 (4)
$\gamma_{8,2}$ (Bi)	429,65 (6)	0,008 (3)
$\gamma_{10,2}$ (Bi)	504,07 (6)	0,0059 (8)
$\gamma_{4,1}$ (Bi)	609,55 (4)	0,033 (9)
$\gamma_{5,1}$ (Bi)	675,81 (4)	0,0181 (9)
$\gamma_{7,1}$ (Bi)	704,675 (25)	0,47 (1)
$\gamma_{2,0}$ (Bi)	766,680 (13)	0,62 (4)
$\gamma_{3,0}$ (Bi)	831,984 (12)	3,50 (5)
$\gamma_{10,1}$ (Bi)	865,92 (6)	0,0046 (2)
$\gamma_{4,0}$ (Bi)	1014,38 (4)	0,0173 (5)
$\gamma_{5,0}$ (Bi)	1080,64 (4)	0,0121 (5)
$\gamma_{6,0}$ (Bi)	1103,52 (20)	0,0047 (7)
$\gamma_{7,0}$ (Bi)	1109,509 (23)	0,116 (3)
$\gamma_{8,0}$ (Bi)	1196,33 (5)	0,0103 (4)
$\gamma_{9,0}$ (Bi)	1234,3 (4)	0,0009 (3)
$\gamma_{10,0}$ (Bi)	1270,75 (6)	0,0068 (12)

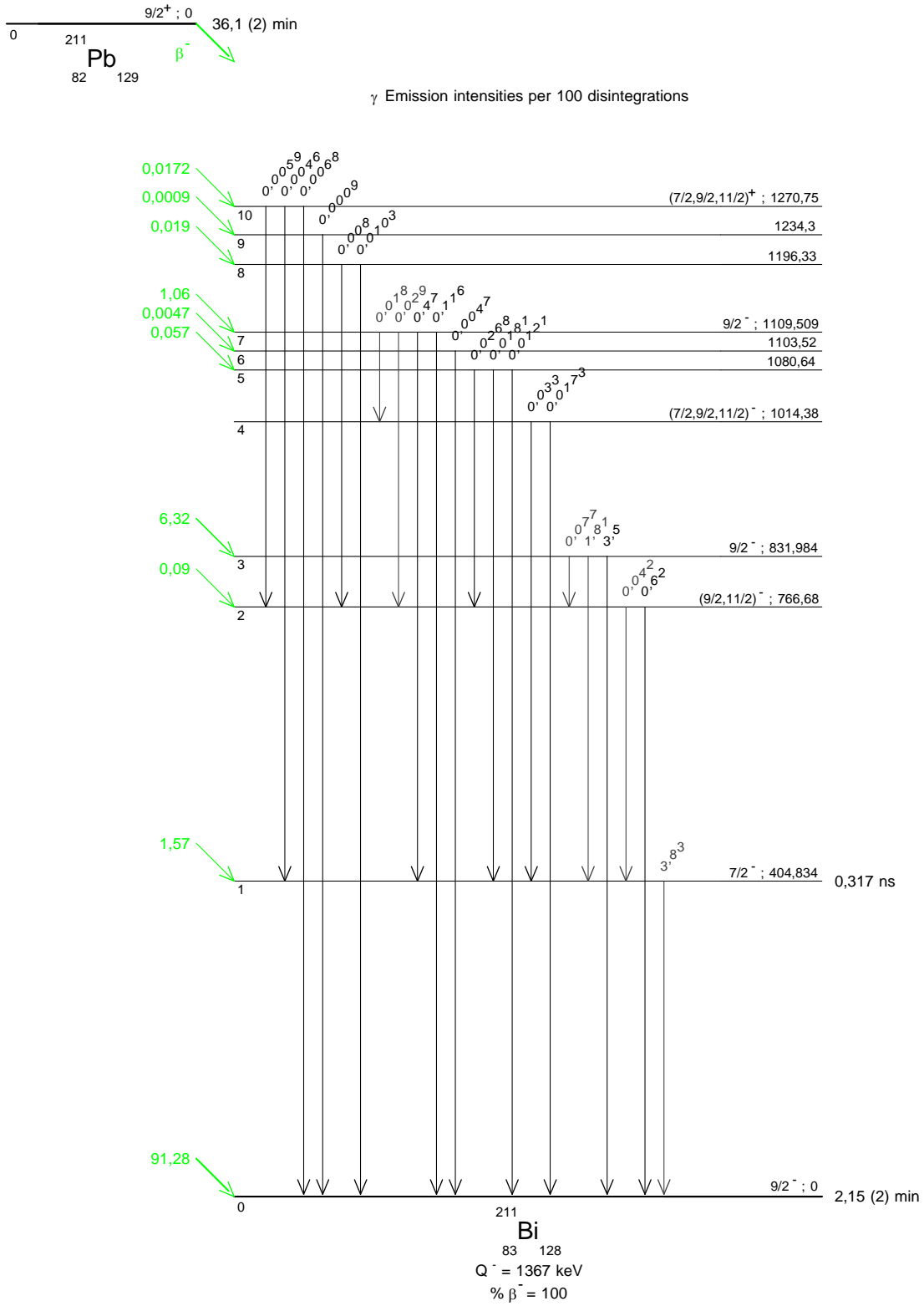
6 Main Production Modes

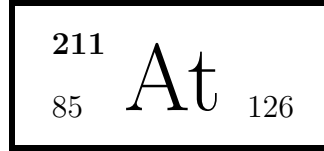
Po – 215(α)Pb – 211

7 References

- B.W. SARGENT. Can. J. Res. 17A (1939) 103
(Half-life)
- M. GIANNINI, D. PROSPERI, S. SCIUTI. Nuovo Cimento 25 (1962) 1227
(Gamma-ray emission energies and probabilities)
- S.E. VANDENBOSCH, C.V.K. BABA, P.R. CHRISTENSEN, O.B. NIELSEN, H. NORDBY. Nucl. Phys. 41 (1963) 482
(Gamma-ray emission energies and probabilities)
- C.R. COTHERN, R.D. CONNOR. Can. J. Phys. 43 (1965) 383
(Gamma-ray emission energies and probabilities)
- R.O. MEAD, J.E. DRAPER. Phys. Rev. 139 (1965) B9
(Gamma-ray emission energies and probabilities)
- M. NURMIA, D. GIESSING, W. SIEVERS, L. VARGA. Ann. Acad. Sci. Fennicae Ser. A VI (1965) No.167
(Half-life)
- W.F. DAVIDSON, C.R. COTHERN, R.D. CONNOR. Can. J. Phys. 45 (1967) 2295
(Gamma-ray emission energies and probabilities)
- J. DALMASSO, H. MARIA. C. R. Acad. Sci. (Paris) 265B (1967) 822

- (Gamma-ray emission energies and probabilities)
- C. BRIANCON, C.F. LEANG, R. WALLEN. C. R. Acad. Sci. (Paris) 266B (1968) 1533
(Gamma-ray emission energies and probabilities)
- S. GORODETZKY, F.A. BECK, T. BYRSKI, A. KNIPPER. Nucl. Phys. A117 (1968) 208
(Gamma-ray emission energies and probabilities)
- W.D. HAMILTON, K.E. DAVIES. Nucl. Phys. A114 (1968) 577
(Gamma-ray emission energies and probabilities)
- E.F. DA SILVEIRA, A.G. DE PINHO, C.V. DE BARROS. An. Acad. Brasil. Cienc. 43 (1971) 97
(Gamma-ray emission energies and probabilities)
- N.B. GOVE, M.J. MARTIN. Nucl. Data Tables A10 (1971) 205
(Log ft)
- K. BLATON-ALBICKA, B. KOTLINSKA-FILIPEK, M. MATUL, K. STRYCNIEWICZ, M. NOWICKI, E. RUCHOWSKA-LUKASIAK. Nukleonika 21 (1976) 935
(Gamma-ray emission energies and probabilities)
- M.M. HINDI, E.G. ADELBERGER, S.E. KELLOGG, T. MURAKAMI. Phys. Rev. C38 (1988) 1370
(Gamma-ray emission energies and probabilities)
- E. SCHÖNFELD, H. JANSSEN. Nucl. Instrum. Methods Phys. Res. A369 (1996) 527
(K-shell fluorescence yields)
- E. SCHÖNFELD, G. RODLOFF. Report PTB-6.11-98-1 Braunschweig (1998)
(K Auger electron energies)
- E. SCHÖNFELD, G. RODLOFF. Report PTB-6.11-1999-1 Braunschweig (1999)
(K X-ray energies and relative emission probabilities)
- E. SCHÖNFELD, H. JANSSEN. Appl. Radiat. Isot. 52 (2000) 595
(X-ray and Auger electron emission probabilities and energies)
- G. AUDI, A.H. WAPSTRA, C. THIBAUT. Nucl. Phys. A729 (2003) 337
(Q)
- R.D. DESLATTES, E.G. KESSLER JR., P. INDELICATO, L. DE BILLY, E. LINDROTH, J. ANTON. Rev. Mod. Phys. 75 (2003) 35
(K and L X-ray energies)
- E. BROWNE. Nucl. Data Sheets 103 (2004) 183
(Nuclear levels, multipolarities and mixing ratios)
- C. DULIEU, M.M. BÉ, V. CHISTÉ. Proc. Int. Conf. on Nuclear Data for Science and Technology, Nice, France, 22-27 April 2007 (2008) 97
(SAISINUC software)
- T. KIBEDI, T.W. BURROWS, M.B. TRZHASKOVSKAYA, P.M. DAVIDSON, C.W. NESTOR JR.. Nucl. Instrum. Methods Phys. Res. A589 (2008) 202
(Theoretical ICCs)
- F.G. KONDEV, S. LALKOVSKI. Nucl. Data Sheets 112 (2011) 707
(Nuclear levels)





1 Decay Scheme

At-211 undergoes alpha decay to Bi-207 (41.78(8)%) and EC decay to Po-211 (58.22(8)%).

L'astate 211 se désintègre par capture électronique essentiellement vers le niveau fondamental du polonium 211 et par émissions alpha principalement vers le niveau fondamental du bismuth 207.

2 Nuclear Data

$T_{1/2}(^{211}\text{At})$:	7,216	(7)	h
$T_{1/2}(^{211}\text{Po})$:	0,516	(3)	s
$T_{1/2}(^{207}\text{Bi})$:	32,9	(14)	a
$Q^\alpha(^{211}\text{At})$:	5982,4	(13)	keV
$Q^+(^{211}\text{At})$:	785,4	(25)	keV

2.1 α Transitions

	Energy keV	Probability $\times 100$	F
$\alpha_{0,5}$	4990,0 (13)	< 0,00004	> 9,6
$\alpha_{0,3}$	5089,9 (13)	$\sim 0,0004$	$\sim 3,8$
$\alpha_{0,2}$	5239,7 (13)	0,0011 (2)	10,1
$\alpha_{0,1}$	5312,6 (13)	0,0039 (3)	7,3
$\alpha_{0,0}$	5982,4 (13)	41,78 (8)	1,59

2.2 Electron Capture Transitions

	Energy keV	Probability $\times 100$	Nature	lg ft	P_K	P_L	P_{M+}
$\epsilon_{0,1}$	98,2 (26)	0,258 (13)	1st Forbidden non-unique	5,77	0,015 (17)	0,684 (10)	0,301 (7)
$\epsilon_{0,0}$	785,4 (25)	57,96 (8)	1st forbidden non-unique	5,97	0,7731 (2)	0,1693 (1)	0,05758 (4)

2.3 Gamma Transitions and Internal Conversion Coefficients

	Energy keV	$P_{\gamma+ce}$ $\times 100$	Multipolarity	α_K	α_L	α_M	α_T
$\gamma_{3,2}$ (Bi)	149,72 (10)	$\sim 0,0002$	M1+13,8%E2	2,3 (3)	0,50 (4)	0,120 (12)	3,0 (3)
$\gamma_{3,1}$ (Bi)	222,69 (10)	$\sim 0,00008$	M1+13,8%E2	0,76 (5)	0,1473 (23)	0,0351 (5)	0,95 (5)
$\gamma_{1,0}$ (Bi)	669,77 (7)	0,0040 (3)	[M1+5,9%E2]	0,0426 (8)	0,00725 (12)	0,00170 (3)	0,0520 (9)
$\gamma_{1,0}$ (Po)	687,2 (7)	0,258 (13)	(M1+3,85%E2]	0,0437 (7)	0,00752 (12)	0,00177 (3)	0,0536 (9)
$\gamma_{2,0}$ (Bi)	742,74 (7)	0,0013 (2)	[M1+8,3%E2]	0,0320 (6)	0,00544 (10)	0,001276 (22)	0,0391 (7)
$\gamma_{3,0}$ (Bi)	892,46 (7)	$\sim 0,00014$	[M1+66,2%E2]	0,0117 (11)	0,00215 (16)	0,00051 (4)	0,0145 (13)

3 Atomic Data

3.1 Po

ω_K	:	0,965	(4)
$\bar{\omega}_L$:	0,403	(16)
n_{KL}	:	0,807	(5)

3.1.1 X Radiations

	Energy keV	Relative probability	
X _K	K α_2	76,864	
	K α_1	79,293	
	K β_3	89,256	}
	K β_1	89,807	
	K β_5''	90,363	
			34,4
	K β_2	92,263	}
	K β_4	92,618	
	KO _{2,3}	92,983	
		10,7	
X _L	L ℓ	9,658	
	L α	11,016 – 11,13	
	L η	12,085	
	L β	12,823 – 13,778	
	L γ	15,742 – 16,213	

3.1.2 Auger Electrons

	Energy keV	Relative probability
Auger K		
KLL	58,978 – 65,205	100
KLX	71,902 – 79,289	54,5
KXY	84,8 – 93,1	8
Auger L	5,434 – 10,934	2905

3.2 Bi

ω_K	:	0,964	(4)
$\bar{\omega}_L$:	0,391	(16)
n_{KL}	:	0,809	(5)

3.2.1 X Radiations

	Energy keV	Relative probability
X _K		
K α_2	74,8157	59,8
K α_1	77,1088	100
K β_3	86,835	}
K β_1	87,344	}
K β_5''	87,862	}
		34,1
K β_2	89,732	}
K β_4	90,074	}
K $O_{2,3}$	90,421	}
		10,4
X _L		
L ℓ	9,42	
L α	10,731 – 10,839	
L η	11,712	
L β	12,48 – 13,393	
L γ	15,248 – 15,709	

3.2.2 Auger Electrons

	Energy keV	Relative probability
Auger K		
KLL	57,491 – 63,419	100
KLX	70,025 – 77,105	55,8
KXY	82,53 – 90,52	7,8
Auger L	5,35 – 10,66	2740

4 α Emissions

	Energy keV	alpha per 100 disint.
$\alpha_{0,5}$	4895,4 (13)	< 0,00004
$\alpha_{0,3}$	4993,4 (13)	\sim 0,0004
$\alpha_{0,2}$	5140,3 (13)	0,0011 (2)
$\alpha_{0,1}$	5211,9 (13)	0,0039 (3)
$\alpha_{0,0}$	5869,0 (13)	41,78 (8)

5 Electron Emissions

		Energy keV	Electrons per 100 disint.
e _{AL}	(Po)	5,434 - 10,934	27,6 (8)
e _{AK}	(Po)		1,57 (18)
	KLL	58,978 - 65,205	}
	KLX	71,902 - 79,289	}
	KXY	84,8 - 93,1	}
e _{AL}	(Bi)	5,35 - 10,66	0,000211 (20)
e _{AK}	(Bi)		0,0000126 (24)
	KLL	57,491 - 63,419	}
	KLX	70,025 - 77,105	}
	KXY	82,53 - 90,52	}

6 Photon Emissions

6.1 X-Ray Emissions

		Energy keV	Photons per 100 disint.	
XL	(Po)	9,658 — 16,213	18,6 (8)	
XK α_2	(Po)	76,864	12,66 (9)	} K α
XK α_1	(Po)	79,293	21,08 (12)	
XK β_3	(Po)	89,256	}	} K' β_1
XK β_1	(Po)	89,807	}	
XK β_5''	(Po)	90,363	}	
XK β_2	(Po)	92,263	}	} K' β_2
XK β_4	(Po)	92,618	}	
XKO _{2,3}	(Po)	92,983	}	
XL	(Bi)	9,42 — 15,709	0,000136 (14)	
XK α_2	(Bi)	74,8157	0,000098 (15)	} K α
XK α_1	(Bi)	77,1088	0,000164 (25)	
XK β_3	(Bi)	86,835	}	} K' β_1
XK β_1	(Bi)	87,344	}	
XK β_5''	(Bi)	87,862	}	
XK β_2	(Bi)	89,732	}	} K' β_2
XK β_4	(Bi)	90,074	}	
XKO _{2,3}	(Bi)	90,421	}	

6.2 Gamma Emissions

	Energy keV	Photons per 100 disint.
$\gamma_{3,2}$ (Bi)	149,72 (10)	~ 0,00005
$\gamma_{3,1}$ (Bi)	222,69 (10)	~ 0,00004
$\gamma_{1,0}$ (Bi)	669,77 (7)	0,0038 (3)
$\gamma_{1,0}$ (Po)	687,2 (7)	0,245 (12)
$\gamma_{2,0}$ (Bi)	742,74 (7)	0,00125 (19)
$\gamma_{3,0}$ (Bi)	892,46 (7)	~ 0,00014

7 Main Production Modes

Bi – 209(α , 2n)At – 211

Bi – 209(He – 3, n)At – 211

{ Bi – 209(Li – 7, 5n)Rn – 211
Rn – 211(EC)At – 211

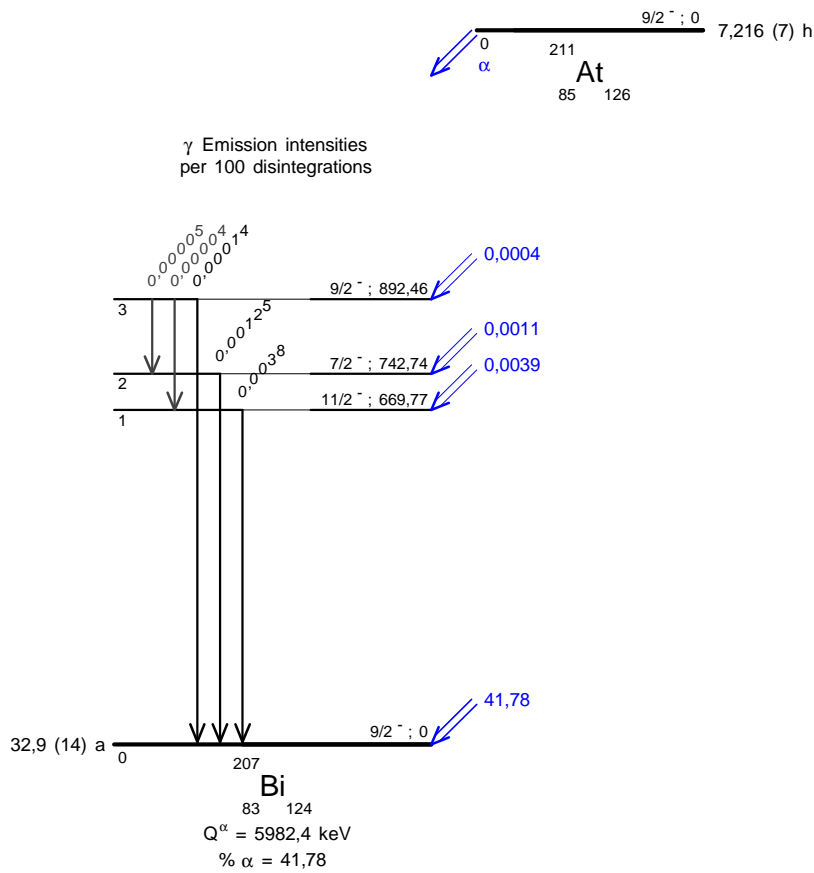
{ Th – 234(p, x)Rn – 211
Rn – 211(EC)At – 211

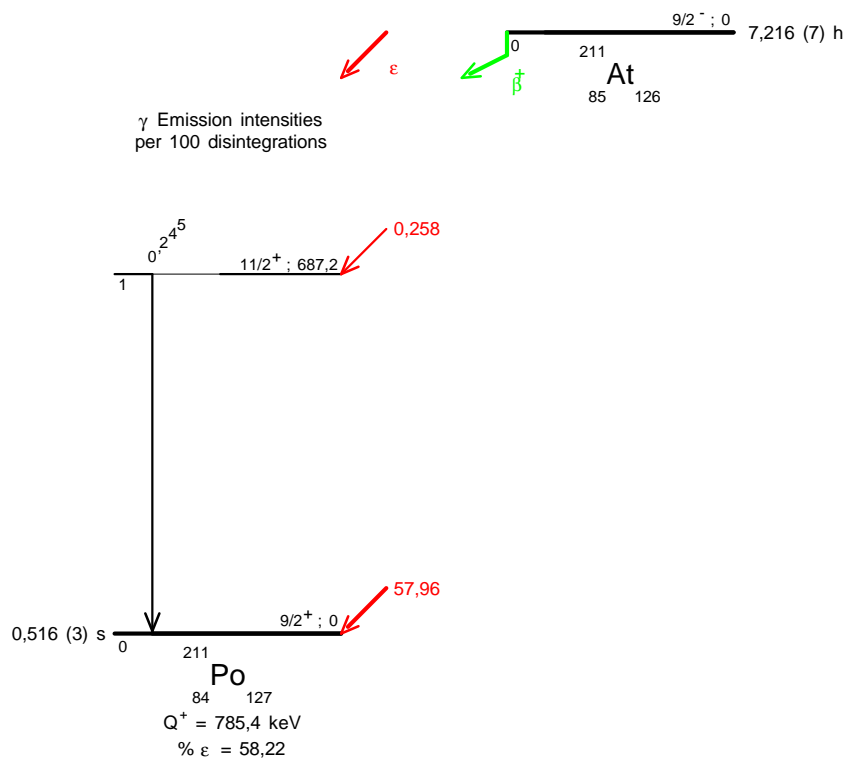
Natural U(p, x)At – 211

8 References

- H.M. NEUMANN, I. PERLMAN. Phys. Rev. 81 (1951) 958
(Alpha branching fraction)
- R.W. HOFF. PhD thesis, University of California, Berkeley (1953)
(Alpha decay, Auger-electron spectra, gamma-ray spectra)
- P.R. GRAY. Phys. Rev. 101 (1956) 1306
(Half-life, Alpha spectra, Auger electron spectra)
- W.J. RAMLER, J. WING, D.J. HENDERSON, J.R. HUAZENGA. Phys. Rev. 114 (1959) 154
(Half-life)
- E.H. APPELMAN. Phys. Rev. 121 (1961) 253
(Half-life)
- T.D. THOMAS, G.E. GORDON, R.M. LATIMER, G.T. SEABORG. Phys. Rev. 126 (1962) 1805
(Half-life)
- N.A. GOLOVKOV, SH. GUETKH, B.S. DZHELEPOV, YU.V. NORSEEV, V.A. KHALKIN, V.G. CHUMIN. Bull. Acad. Sci. USSR 33 (1970) 1489
(Alpha emission energies, Alpha emission probabilities, Alpha branching fraction)
- G. ASTNER, M. ALPSTEN. Nucl. Phys. A140 (1970) 643
(Multipolarities)
- V.P. AFANASIEV, M. BOCHVAROVA, N.A. GOLOVKOV, I.I. GROMOVA, R.B. IVANOV, V.I. KUZIN, Y.V. NORSEEV, V.G. CHUMIN. JINR-P6-4972 (1970)
(Alpha emission energies, Alpha emission probabilities, Alpha branching fraction)
- L.J. JARDINE. Phys. Rev. C11 (1975) 1385
(Alpha emission energies, Alpha emission probabilities, Gamma ray energies, Gamma-ray emission probabilities, Alpha branching fraction)
- F.P. LARKINS. At. Data Nucl. Data Tables 20 (1977) 311
(Auger electron energies)
- W.-D. SCHMIDT-OTT, R.-D.V. DINCKLAGE. Z. Phys. A286 (1978) 301
(Multipolarities)
- M. YANOKURA, H. KUDO, H. NAKAHARA, K. MIYANO, S. OHYA, O. NITOH. Nucl. Phys. A299 (1978) 92
(Half-life, Alpha branching fraction)
- P. HERZOG, H. WALITZKI, K. FREITAG, H. HILDEBRAND, K. SCHLOSSER. Z. Phys. A - Atoms and Nuclei 311 (1983) 351
(Multipolarities)
- R.M. LAMBRECHT, S. MIRZADEH. Int. J. Appl. Radiat. Isot. 36 (1985) 443
(Alpha energies and emission probabilities, Gamma-ray energies and emission probabilities, X-ray energies and emission probabilities)
- A. RYTZ. At. Data Nucl. Data Tables 47 (1991) 205
(Alpha emission energies, Alpha emission probabilities)
- E. SCHÖNFELD, H. JANSSEN. Nucl. Instrum. Methods Phys. Res. A369 (1996) 527
(X(K), X(L), Auger electrons)
- Y.A. AKOVALI. Nucl. Data Sheets 84 (1998) 1
(Alpha decay, $r(0)$ parameters)
- E. SCHÖNFELD, G. RODLOFF. PTB report PTB-6.11-98-1 (1998)
(Auger electrons)

- E. SCHÖNFELD, G. RODLOFF. PTB report PTB-6.11-1999-1 (1999)
(X(K))
- V.G. CHUMIN, K.YA. GROMOV, SH.R. MALIKOV, YU.V. NORSEEV, ZH.K. SAMATOV, V.I. FOMINYKH, A.P. CHEREVATENKO, L.V. YURKOVA. Bull Russian Acad. Sci., Physics 65 (2001) 27
(Alpha emission energies, Alpha emission probabilities)
- I.M. BAND, M.B. TRZHASKOVSKAYA, C.W. NESTOR JNR., P.O. TIKKANEN, S. RAMAN. At. Data Nucl. Data Tables 81 (2002) 1
(Theoretical ICC)
- S. RAMAN, C.W. NESTOR JNR., A. ICHIHARA, M.B. TRZHASKOVSKAYA. Phys. Rev. C66 (2002) 044312
(Theoretical ICC)
- G. AUDI, A.H. WAPSTRA, C. THIBAUT. Nucl. Phys. A729 (2003) 337
(Q)
- E. BROWNE. Nucl. Data Sheets 103 (2004) 183
(Nuclear structure and level energies)
- T. KIBEDI, T.W. BURROWS, M.B. TRZHASKOVSKAYA, P.M. DAVIDSON, C.W. NESTOR JNR. Nucl. Instrum. Methods Phys. Res. A589 (2008) 202
(Theoretical ICC)
- F.G. KONDEV, S. LALKOVSKI. Nucl. Data Sheets 112 (2011) 707
(Nuclear structure and level energies)







1 Decay Scheme

Bi-213 disintegrates 97.91(3) % by beta minus emission to the levels in Po-213 and 2.09(3) % through alpha decay to Tl-209.

Le bismuth 213 se désintègre principalement par émissions bêta vers le polonium 213 et par émissions alpha (2,09 %) vers le thallium 209.

2 Nuclear Data

$T_{1/2}(^{213}\text{Bi})$:	45,59	(6)	min
$T_{1/2}(^{213}\text{Po})$:	3,70	(5)	10^{-6} s
$T_{1/2}(^{209}\text{Tl})$:	2,161	(7)	min
$Q^{\alpha}(^{213}\text{Bi})$:	5983	(6)	keV
$Q^{-}(^{213}\text{Bi})$:	1423	(5)	keV

2.1 α Transitions

	Energy keV	Probability $\times 100$	F
$\alpha_{0,1}$	5655 (10)	0,186 (5)	103
$\alpha_{0,0}$	5981 (10)	1,90 (4)	319

2.2 β^- Transitions

	Energy keV	Probability $\times 100$	Nature	lg <i>ft</i>
$\beta_{0,9}^-$	95 (5)	0,0014 (2)		7,68
$\beta_{0,8}^-$	304 (5)	0,0608 (20)		7,07
$\beta_{0,7}^-$	323 (5)	0,595 (17)		6,16
$\beta_{0,6}^-$	377 (5)	0,020 (4)		7,85
$\beta_{0,5}^-$	419 (5)	0,0648 (23)		7,494
$\beta_{0,4}^-$	555 (5)	0,0129 (6)	1st Forbidden Unique	8,597
$\beta_{0,3}^-$	822 (5)	0,0025 (19)		9,9
$\beta_{0,2}^-$	983 (5)	30,8 (4)	1st Forbidden	6,07
$\beta_{0,1}^-$	1130 (5)	0,21 (9)	1st Forbidden	8,45
$\beta_{0,0}^-$	1423 (5)	66,2 (4)	1st Forbidden	6,316

2.3 Gamma Transitions and Internal Conversion Coefficients

	Energy keV	$P_{\gamma+ce}$ $\times 100$	Multipolarity	α_K	α_L	α_M (10^{-3})	α_T
$\gamma_{2,1}(\text{Po})$	147,70 (4)	0,0314 (20)	E2	0,307 (4)	0,85 (1)	0,226 (3)	1,453 (21)
$\gamma_{1,0}(\text{Po})$	292,80 (1)	0,55 (8)	M1+E2	0,22 (17)	0,06 (2)	0,015 (3)	0,30 (18)
$\gamma_{1,0}(\text{Tl})$	323,70 (2)	0,1866 (37)	M1+E2	0,134 (14)	0,0333 (13)	0,0081 (3)	0,178 (15)
$\gamma_{5,3}(\text{Po})$	402,8 (3)	0,00010 (4)					
$\gamma_{2,0}(\text{Po})$	440,44 (1)	30,77 (36)	M1	0,146 (2)	0,0250 (4)	5,94 (8)	0,179 (3)
$\gamma_{4,1}(\text{Po})$	574,9 (3)	0,00068 (16)					
$\gamma_{3,0}(\text{Po})$	600,9 (2)	0,0026 (19)					
$\gamma_{6,2}(\text{Po})$	604,98 (18)	0,0014 (5)					
$\gamma_{7,2}(\text{Po})$	659,759 (20)	0,043 (6)					
$\gamma_{5,1}(\text{Po})$	710,82 (3)	0,0112 (6)					
$\gamma_{7,1}(\text{Po})$	807,372 (11)	0,287 (14)					
$\gamma_{8,1}(\text{Po})$	826,564 (41)	0,0065 (4)					
$\gamma_{4,0}(\text{Po})$	867,961 (20)	0,0122 (6)					
$\gamma_{9,2}(\text{Po})$	887,76 (30)	0,00102 (19)					
$\gamma_{5,0}(\text{Po})$	1003,593 (17)	0,0535 (22)					
$\gamma_{6,0}(\text{Po})$	1045,68 (8)	0,019 (4)					
$\gamma_{7,0}(\text{Po})$	1100,17 (1)	0,265 (6)					
$\gamma_{8,0}(\text{Po})$	1119,422 (8)	0,0543 (20)					
$\gamma_{9,0}(\text{Po})$	1328,2 (3)	0,00039 (13)					

3 Atomic Data

3.1 Po

ω_K	:	0,965	(4)
$\bar{\omega}_L$:	0,403	(16)
n_{KL}	:	0,807	(5)

3.1.1 X Radiations

	Energy keV	Relative probability
X _K		
K α_2	76,864	60,05
K α_1	79,293	100
K β_3	89,256	}
K β_1	89,807	}
K β_5''	90,363	}
		34,43
K β_2	92,263	}
K β_4	92,618	}
KO _{2,3}	92,983	}
		10,71
X _L		
L ℓ	9,6576	
L α	11,0161 – 11,1303	
L η	12,0847	
L β	12,8239 – 14,2476	
L γ	15,251 – 16,2129	

3.1.2 Auger Electrons

	Energy keV	Relative probability
Auger K		
KLL	58,978 – 65,205	100
KLX	71,902 – 79,289	56,4
KXY	84,8 – 93,1	7,95
Auger L	5,43 – 16,86	

3.2 Tl

$$\begin{aligned}\omega_K &: 0,963 \quad (4) \\ \bar{\omega}_L &: 0,367 \quad (15) \\ n_{KL} &: 0,812 \quad (5)\end{aligned}$$

3.2.1 X Radiations

	Energy keV	Relative probability		
X _K	K α_2	70,8325	59,24	
	K α_1	72,8725	100	
	K β_3	82,118	}	
	K β_1	82,577	}	
	K β_5''	83,115	}	34
	K β_2	84,838	}	
	K β_4	85,134	}	10,1
	KO _{2,3}	85,444	}	
	X _L	L ℓ	8,9531	
		L α	10,1718 – 10,2679	
L η		10,9942		
L β		11,8117 – 12,9566		
L γ		13,8528 – 14,7362		

3.2.2 Auger Electrons

	Energy keV	Relative probability
Auger K		
KLL	54,587 – 59,954	100
KLX	66,37 – 72,86	55,4
KXY	78,12 – 85,50	7,67
Auger L	5,18 – 10,13	

4 α Emissions

	Energy keV	Probability $\times 100$
$\alpha_{0,1}$	5549 (10)	0,186 (5)
$\alpha_{0,0}$	5869 (10)	1,90 (4)

5 Electron Emissions

		Energy keV	Electrons per 100 disint.
e _{AL}	(Po)	5,43 - 16,86	1,7 (3)
e _{AK}	(Po)		0,121 (19)
	KLL	58,978 - 65,205	}
	KLX	71,902 - 79,289	}
	KXY	84,8 - 93,1	}
e _{AL}	(Tl)	5,18 - 10,13	0,0107 (13)
e _{AK}	(Tl)		0,00076 (9)
	KLL	54,587 - 59,954	}
	KLX	66,37 - 72,86	}
	KXY	78,12 - 85,50	}
ec _{2,1} L	(Po)	130,8 - 133,9	0,0109 (7)
ec _{1,0} K	(Po)	199,70 (1)	0,09 (7)
ec _{1,0} K	(Tl)	238,17 (2)	0,0212 (22)
ec _{1,0} L	(Po)	275,9 - 279,0	0,025 (8)
ec _{2,0} T	(Po)	347,30 - 440,41	4,67 (9)
ec _{2,0} K	(Po)	347,34 (1)	3,81 (7)
ec _{2,0} L	(Po)	423,51 - 426,63	0,653 (13)
ec _{2,0} M	(Po)	436,29 - 437,76	0,1550 (27)
ec _{2,0} N	(Po)	439,45 - 440,26	0,0392 (7)
$\beta_{0,9}^-$	max:	95 (5)	0,0014 (2)
$\beta_{0,9}^-$	avg:	24,6 (14)	
$\beta_{0,8}^-$	max:	304 (5)	0,0608 (20)
$\beta_{0,8}^-$	avg:	84,9 (16)	
$\beta_{0,7}^-$	max:	323 (5)	0,595 (17)
$\beta_{0,7}^-$	avg:	90,8 (16)	
$\beta_{0,6}^-$	max:	377 (5)	0,020 (4)
$\beta_{0,6}^-$	avg:	107,9 (16)	

		Energy keV		Electrons per 100 disint.
$\beta_{0,5}^-$	max:	419	(5)	0,0648 (23)
$\beta_{0,5}^-$	avg:	121,4	(17)	
$\beta_{0,4}^-$	max:	555	(5)	0,0129 (6)
$\beta_{0,4}^-$	avg:	166,4	(17)	
$\beta_{0,3}^-$	max:	822	(5)	0,0025 (19)
$\beta_{0,3}^-$	avg:	260,8	(19)	
$\beta_{0,2}^-$	max:	983	(5)	30,8 (4)
$\beta_{0,2}^-$	avg:	320,4	(19)	
$\beta_{0,1}^-$	max:	1130	(5)	0,21 (9)
$\beta_{0,1}^-$	avg:	376,8	(20)	
$\beta_{0,0}^-$	max:	1423	(5)	66,2 (4)
$\beta_{0,0}^-$	avg:	492,2	(20)	

6 Photon Emissions

6.1 X-Ray Emissions

		Energy keV		Photons per 100 disint.	
XL	(Po)	9,6576 — 16,2129		1,14 (18)	
XK α_2	(Po)	76,864		0,99 (15)	} K α
XK α_1	(Po)	79,293		1,6 (3)	
XK β_3	(Po)	89,256	}		
XK β_1	(Po)	89,807	}	0,56 (9)	K' β_1
XK β_5''	(Po)	90,363	}		
XK β_2	(Po)	92,263	}		
XK β_4	(Po)	92,618	}	0,18 (3)	K' β_2
XKO $_{2,3}$	(Po)	92,983	}		
XL	(Tl)	8,9531 — 14,7362		0,0062 (8)	
XK α_2	(Tl)	70,8325		0,0058 (7)	} K α
XK α_1	(Tl)	72,8725		0,0098 (12)	
XK β_3	(Tl)	82,118	}		
XK β_1	(Tl)	82,577	}	0,0033 (5)	K' β_1
XK β_5''	(Tl)	83,115	}		
XK β_2	(Tl)	84,838	}		
XK β_4	(Tl)	85,134	}	0,00098 (14)	K' β_2
XKO $_{2,3}$	(Tl)	85,444	}		

6.2 Gamma Emissions

	Energy keV	Photons per 100 disint.
$\gamma_{2,1}(\text{Po})$	147,70 (4)	0,0128 (8)
$\gamma_{1,0}(\text{Po})$	292,80 (1)	0,421 (7)
$\gamma_{1,0}(\text{Tl})$	323,70 (2)	0,1584 (24)
$\gamma_{5,3}(\text{Po})$	402,8 (3)	0,00010 (4)
$\gamma_{2,0}(\text{Po})$	440,44 (1)	26,1 (3)
$\gamma_{4,1}(\text{Po})$	574,9 (3)	0,00068 (16)
$\gamma_{3,0}(\text{Po})$	600,9 (2)	0,0026 (19)
$\gamma_{6,2}(\text{Po})$	604,93 (17)	0,0014 (5)
$\gamma_{7,2}(\text{Po})$	659,75 (2)	0,043 (6)
$\gamma_{5,1}(\text{Po})$	710,82 (3)	0,0112 (6)
$\gamma_{7,1}(\text{Po})$	807,37 (1)	0,287 (14)
$\gamma_{8,1}(\text{Po})$	826,55 (4)	0,0065 (4)
$\gamma_{4,0}(\text{Po})$	867,96 (2)	0,0122 (6)
$\gamma_{9,2}(\text{Po})$	886,66 (14)	0,00102 (19)
$\gamma_{5,0}(\text{Po})$	1003,58 (2)	0,0535 (22)
$\gamma_{6,0}(\text{Po})$	1045,67 (8)	0,019 (4)
$\gamma_{7,0}(\text{Po})$	1100,16 (1)	0,265 (6)
$\gamma_{8,0}(\text{Po})$	1119,42 (8)	0,0543 (20)
$\gamma_{9,0}(\text{Po})$	1328,2 (3)	0,00039 (13)

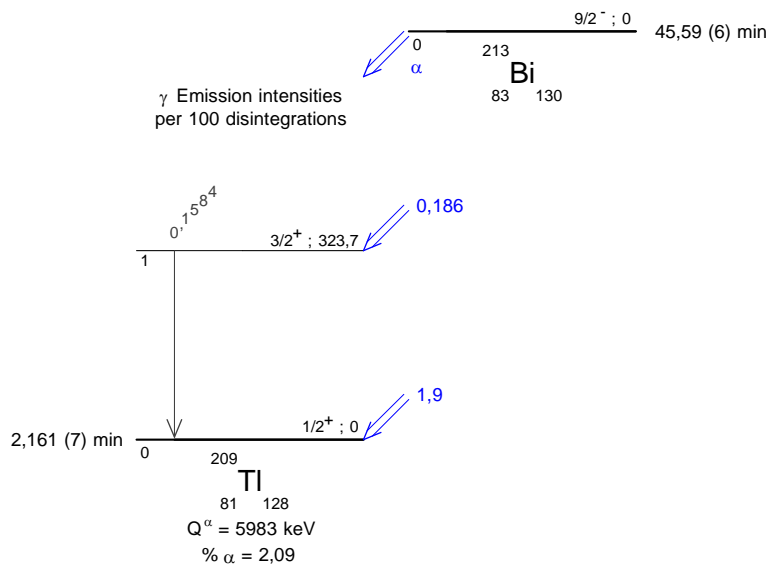
7 Main Production Modes

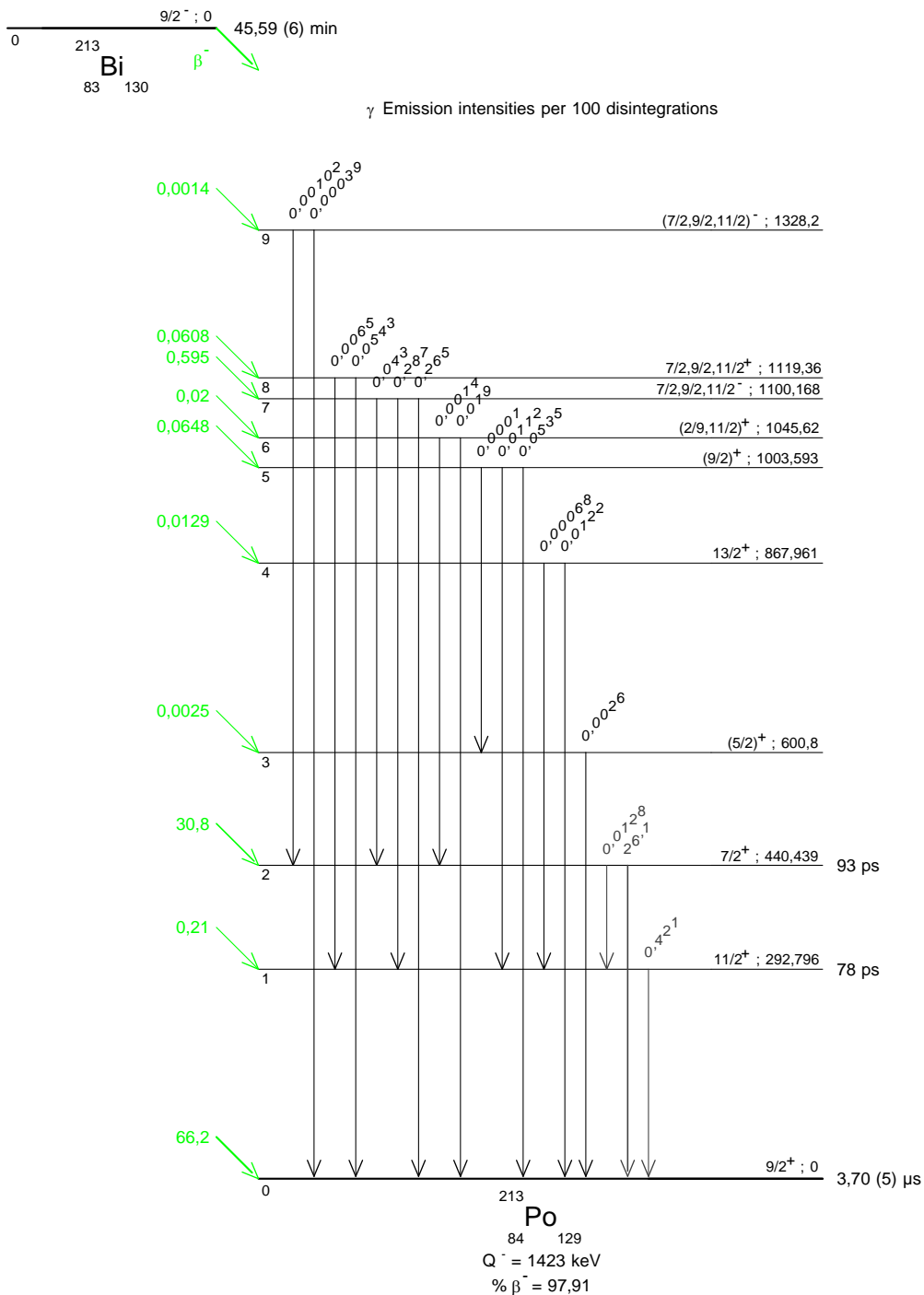
Th – 229 decay chain

8 References

- A.C.ENGLISH, T.E.CRANSHAW, P.DEMERS, J.A. HARVEY, E.P. HINCKS, J.V. JELLEY, A.N. MAY. Phys.Rev. 72 (1947) 253
(Half-life)
- F.HAGEMANN, L.I.KATZIN, M.H.STUDIER, G.T. SEABORG, A. GHIORSO. Phys.Rev. 79 (1950) 435
(Half-life)
- L.B.MAGNUSSON, F.WAGNER, JR., D.W.ENGELKEMEIR, M.S. FREEDMAN. ANL-5386 (1955)
(Multipolarity)
- G.GRAEFFE, K.VALLI, J.AALTONEN. Ann.Acad. Sci. Fenn. Ser.A VI, No.145 (1964)
(Gamma ray energies and intensities)
- R.ARLT, B.S.DZHELEPOV, R.B.IVANOV, M.A.MIKHAILOVA, L.N. MOSKVIN, V.O. SERGEEV, L.G.TSARITSYNA, K.SHTRUSNYI, B.S. DZHELEPOV. Program and Theses, Proc. 19th Ann.Conf.Nucl.Spectroscopy and Struct. of At. Nuclei Erevan (1969) p.152
(Gamma ray energies and intensities)
- B.S.DZHELEPOV, A.V.ZOLOTAVIN, R.B.IVANOV, M.A. MIKHAILOVA, V.O. SERGEEV, M.I.SOVTSOV, O.M. SHUMILO. Program and Theses, Proc.19th Ann.Conf.Nucl.Spectroscopy and Struct.Of At.Nuclei Erevan (1969) p.153
(Multipolarity)
- P.POLAK. Radiochim.Acta 19 (1973) 148
(Half-life)
- T.VYLOV, N.A.GOLOVKOV, B.S.DZHELEPOV, R.B. IVANOV, M.A. MIKHAILOVA, Y.V. NORSEEV, V.G. CHUMIN. Bull.Acad.Sci. USSR, Phys. Ser. 41,No.8 (1977) 85
(Gamma ray energies and intensities)

- J.K.DICKENS, J.W.McCONNELL. Radiochem.Radioanal.Lett. 47 (1981) 331
(Gamma ray energies and intensities)
- R.G.HELMER, C.W.REICH, M.A.LEE, I.AHMAD. Int.J.Appl.Radiat.Isotop. 37 (1986) 139
(Gamma ray energies,intensities and emission probabilities)
- M.C.KOUASSI, A.HACHEM, C.ARDISSON, G.ARDISSON. Nucl.Instrum. Methods Phys.Res. A280 (1989) 424
(Gamma ray energies and intensities)
- M.J.MARTIN. Nucl.Data Sheets 63 (1991) 723
(NDS)
- Y.A.AKOVALI. Nucl.Data Sheets 66 (1992) 237
(NDS)
- E.SCHOENFELD, H.JANSSEN. Nucl. Instrum. Meth. Phys. Res. A369 (1996) 527
(Atomic data)
- V.G.CHUMIN, J.K.JABBER, K.V.KALYAPKIN, S.A. KUDRYA, V.V. TSUPKO-SITNIKOV, K.YA. GROMOV, V.I. FOMINYKH, T.A. FURYAEV. Bull.Rus. Acad. Sci. Phys. 61 (1997) 1606
(Gamma ray energies and intensities)
- G.ARDISSON, V.BARCI, O.EL SAMAD. Phys.Rev. C57 (1998) 612
(Gamma ray energies and intensities)
- K.YA.GROMOV, S.A.KUDRYA, SH.R.MALIKOV, T.M. MUMINOV, ZH.K. SAMATOV, ZH. SEREETER, V.I. FOMINYKH, V.G. CHUMIN. Bull.Rus. Acad. Sci. Phys. 64 (2000) 1770
(Gamma ray energies and intensities)
- G.AUDI, A.H.WAPSTRA, C.THIBAULT. Nucl. Phys. A729 (2003) 129
(Q)







1 Decay Scheme

Bi-215 ground state ($J^\pi = (9/2^-)$) decays 100 % by beta-minus emission to various excited levels and the ground state of Po-215.

Le bismuth 215 se désintègre à 100 % par émissions bêta moins vers des états excités et le niveau fondamental du polonium 215.

2 Nuclear Data

$T_{1/2}({}^{215}\text{Bi})$:	7,6	(2)	min
$T_{1/2}({}^{215}\text{Po})$:	1,781	(4)	10^{-3} s
$Q^-({}^{215}\text{Bi})$:	2189	(15)	keV

2.1 β^- Transitions

	Energy keV	Probability × 100	Nature	lg <i>ft</i>
$\beta_{0,18}^-$	790 (15)	2,8 (1)	[1st forbidden non-unique]	6
$\beta_{0,17}^-$	895 (15)	2,0 (2)	[1st forbidden non-unique]	6,34
$\beta_{0,16}^-$	1013 (15)	0,2 (1)	[1st forbidden non-unique]	7,5
$\beta_{0,14}^-$	1111 (15)	0,7 (1)	[1st forbidden non-unique]	7,1
$\beta_{0,9}^-$	1354 (15)	1,5 (1)	[1st forbidden non-unique]	7,1
$\beta_{0,6}^-$	1512 (15)	0,5 (1)	[1st forbidden non-unique]	7,8
$\beta_{0,5}^-$	1581 (15)	0,7 (1)	(1st forbidden non-unique)	7,7
$\beta_{0,4}^-$	1671 (15)	0,3 (2)	(1st forbidden non-unique)	8,1
$\beta_{0,3}^-$	1787 (15)	0,5 (1)	(1st forbidden unique)	9
$\beta_{0,2}^-$	1895 (15)	30 (6)	(1st forbidden non-unique)	6,35
$\beta_{0,0}^-$	2189 (15)	61 (6)	(1st forbidden non-unique)	6,28

2.2 Gamma Transitions and Internal Conversion Coefficients

	Energy keV	$P_{\gamma+ce}$ $\times 100$	Multipolarity	α_K	α_L	α_M	α_T
$\gamma_{3,1}(\text{Po})$	130,58 (1)	0,0505 (12)	M1+26,5%E2	3,19 (16)	0,94 (4)	0,234 (10)	4,44 (13)
$\gamma_{4,2}(\text{Po})$	224,04 (7)	0,044 (7)	E2	0,1296 (19)	0,1407 (20)	0,0370 (6)	0,319 (5)
$\gamma_{1,0}(\text{Po})$	271,228 (10)	2,34 (10)	M1+94%E2	0,111 (6)	0,0668 (11)	0,0173 (3)	0,201 (7)
$\gamma_{2,0}(\text{Po})$	293,56 (4)	32 (2)	M1+50%E2	0,25 (4)	0,062 (4)	0,0152 (7)	0,34 (5)
$\gamma_{6,2}(\text{Po})$	383,10 (8)	0,14 (7)					
$\gamma_{3,0}(\text{Po})$	401,81 (1)	0,50 (8)	E2	0,0351 (5)	0,01528 (22)	0,00390 (6)	0,0555 (8)
$\gamma_{6,1}(\text{Po})$	405,43 (7)	0,006 (1)					
$\gamma_{4,0}(\text{Po})$	517,60 (6)	1,10 (8)	M1+50%E2	0,058 (9)	0,0115 (11)	0,00277 (24)	0,073 (10)
$\gamma_{9,2}(\text{Po})$	541,76 (22)	0,21 (7)					
$\gamma_{9,1}(\text{Po})$	564,09 (22)	0,67 (7)					
$\gamma_{5,0}(\text{Po})$	608,30 (7)	0,67 (7)	(M1 + E2)				
$\gamma_{6,0}(\text{Po})$	676,66 (7)	0,40 (7)					
$\gamma_{17,4}(\text{Po})$	776,9 (1)	0,81 (14)					
$\gamma_{14,2}(\text{Po})$	784 (2)	0,33 (7)					
$\gamma_{14,1}(\text{Po})$	806,4 (20)	0,40 (7)					
$\gamma_{9,0}(\text{Po})$	835,32 (22)	0,62 (7)					
$\gamma_{16,1}(\text{Po})$	905 (2)	0,21 (7)					
$\gamma_{17,1}(\text{Po})$	1023,3 (1)	0,62 (7)					
$\gamma_{18,2}(\text{Po})$	1105,2 (4)	1,50 (7)					
$\gamma_{18,1}(\text{Po})$	1127,6 (4)	0,48 (7)					
$\gamma_{17,0}(\text{Po})$	1294,5 (1)	0,62 (7)					
$\gamma_{18,0}(\text{Po})$	1398,8 (4)	0,81 (7)					

3 Atomic Data

3.1 Po

ω_K	:	0,965 (4)
$\bar{\omega}_L$:	0,403 (16)
n_{KL}	:	0,807 (5)

3.1.1 X Radiations

	Energy keV	Relative probability		
X_K	$K\alpha_2$	76,864	60	
	$K\alpha_1$	79,293	100	
	$K\beta_3$	89,256	}	
	$K\beta_1$	89,807		
	$K\beta_5''$	90,363		34
	$K\beta_2$	92,263	}	
	$K\beta_4$	92,618		10,7
	$KO_{2,3}$	92,983		

	Energy keV	Relative probability
X _L		
L ℓ	9,658	
L α	11,016 – 11,13	
L η	12,085	
L β	12,823 – 13,778	
L γ	15,742 – 16,213	

3.1.2 Auger Electrons

	Energy keV	Relative probability
Auger K		
KLL	58,978 – 65,205	100
KLX	71,902 – 79,289	58
KXY	84,8 – 93,1	8,5
Auger L	5,434 – 10,934	3080

4 Electron Emissions

	Energy keV	Electrons per 100 disint.
e _{AL}	(Po) 5,434 - 10,934	4,0 (4)
e _{AK}	(Po)	0,22 (5)
	KLL 58,978 - 65,205	}
	KLX 71,902 - 79,289	}
	KXY 84,8 - 93,1	}
ec _{1,0} K	(Po) 178,13 (1)	0,22 (1)
ec _{2,0} K	(Po) 200,46 (4)	6,0 (4)
ec _{1,0} L	(Po) 254,30 - 257,42	0,13 (1)
ec _{2,0} L	(Po) 276,63 - 279,75	1,5 (1)
ec _{2,0} M+	(Po) 289,41 - 293,56	0,7 (1)
$\beta_{0,18}^-$	max: 790 (15)	2,8 (1)
$\beta_{0,18}^-$	avg: 249 (6)	

		Energy keV		Electrons per 100 disint.
$\beta_{0,17}^-$	max:	895	(15)	2,0 (2)
$\beta_{0,17}^-$	avg:	287	(6)	
$\beta_{0,16}^-$	max:	1013	(15)	0,2 (1)
$\beta_{0,16}^-$	avg:	332	(6)	
$\beta_{0,14}^-$	max:	1111	(15)	0,7 (1)
$\beta_{0,14}^-$	avg:	370	(6)	
$\beta_{0,9}^-$	max:	1354	(15)	1,5 (1)
$\beta_{0,9}^-$	avg:	465	(6)	
$\beta_{0,6}^-$	max:	1512	(15)	0,5 (1)
$\beta_{0,6}^-$	avg:	528	(6)	
$\beta_{0,5}^-$	max:	1581	(15)	0,7 (1)
$\beta_{0,5}^-$	avg:	556	(6)	
$\beta_{0,4}^-$	max:	1671	(15)	0,3 (2)
$\beta_{0,4}^-$	avg:	593	(6)	
$\beta_{0,3}^-$	max:	1787	(15)	0,5 (1)
$\beta_{0,3}^-$	avg:	619	(6)	
$\beta_{0,2}^-$	max:	1895	(15)	30 (6)
$\beta_{0,2}^-$	avg:	685	(6)	
$\beta_{0,0}^-$	max:	2189	(15)	61 (6)
$\beta_{0,0}^-$	avg:	808	(6)	

5 Photon Emissions

5.1 X-Ray Emissions

		Energy keV		Photons per 100 disint.	
XL	(Po)	9,658 — 16,213		2,7 (3)	
XK α_2	(Po)	76,864		1,8 (3)	} K α
XK α_1	(Po)	79,293		3,0 (5)	
XK β_3	(Po)	89,256		}	K' β_1
XK β_1	(Po)	89,807		}	
XK β_5''	(Po)	90,363		}	
XK β_2	(Po)	92,263		}	K' β_2
XK β_4	(Po)	92,618		}	
XKO $_{2,3}$	(Po)	92,983		}	

5.2 Gamma Emissions

	Energy keV	Photons per 100 disint.
$\gamma_{3,1}(\text{Po})$	130,58 (1)	0,0093 (10)
$\gamma_{4,2}(\text{Po})$	224,04 (7)	0,033 (5)
$\gamma_{1,0}(\text{Po})$	271,228 (10)	1,95 (7)
$\gamma_{2,0}(\text{Po})$	293,56 (4)	23,8 (9)
$\gamma_{6,2}(\text{Po})$	383,10 (8)	0,14 (7)
$\gamma_{3,0}(\text{Po})$	401,81 (1)	0,48 (7)
$\gamma_{6,1}(\text{Po})$	405,43 (7)	0,006 (1)
$\gamma_{4,0}(\text{Po})$	517,60 (6)	1,02 (8)
$\gamma_{9,2}(\text{Po})$	541,76 (22)	0,21 (7)
$\gamma_{9,1}(\text{Po})$	564,09 (22)	0,67 (7)
$\gamma_{5,0}(\text{Po})$	608,30 (7)	0,67 (7)
$\gamma_{6,0}(\text{Po})$	676,66 (7)	0,40 (7)
$\gamma_{17,4}(\text{Po})$	776,9 (1)	0,81 (14)
$\gamma_{14,2}(\text{Po})$	784 (2)	0,33 (7)
$\gamma_{14,1}(\text{Po})$	806,4 (20)	0,40 (7)
$\gamma_{9,0}(\text{Po})$	835,32 (22)	0,62 (7)
$\gamma_{16,1}(\text{Po})$	905 (2)	0,21 (7)
$\gamma_{17,1}(\text{Po})$	1023,3 (1)	0,62 (7)
$\gamma_{18,2}(\text{Po})$	1105,2 (4)	1,50 (7)
$\gamma_{18,1}(\text{Po})$	1127,6 (4)	0,48 (7)
$\gamma_{17,0}(\text{Po})$	1294,5 (1)	0,62 (7)
$\gamma_{18,0}(\text{Po})$	1398,8 (4)	0,81 (7)

6 Main Production Modes

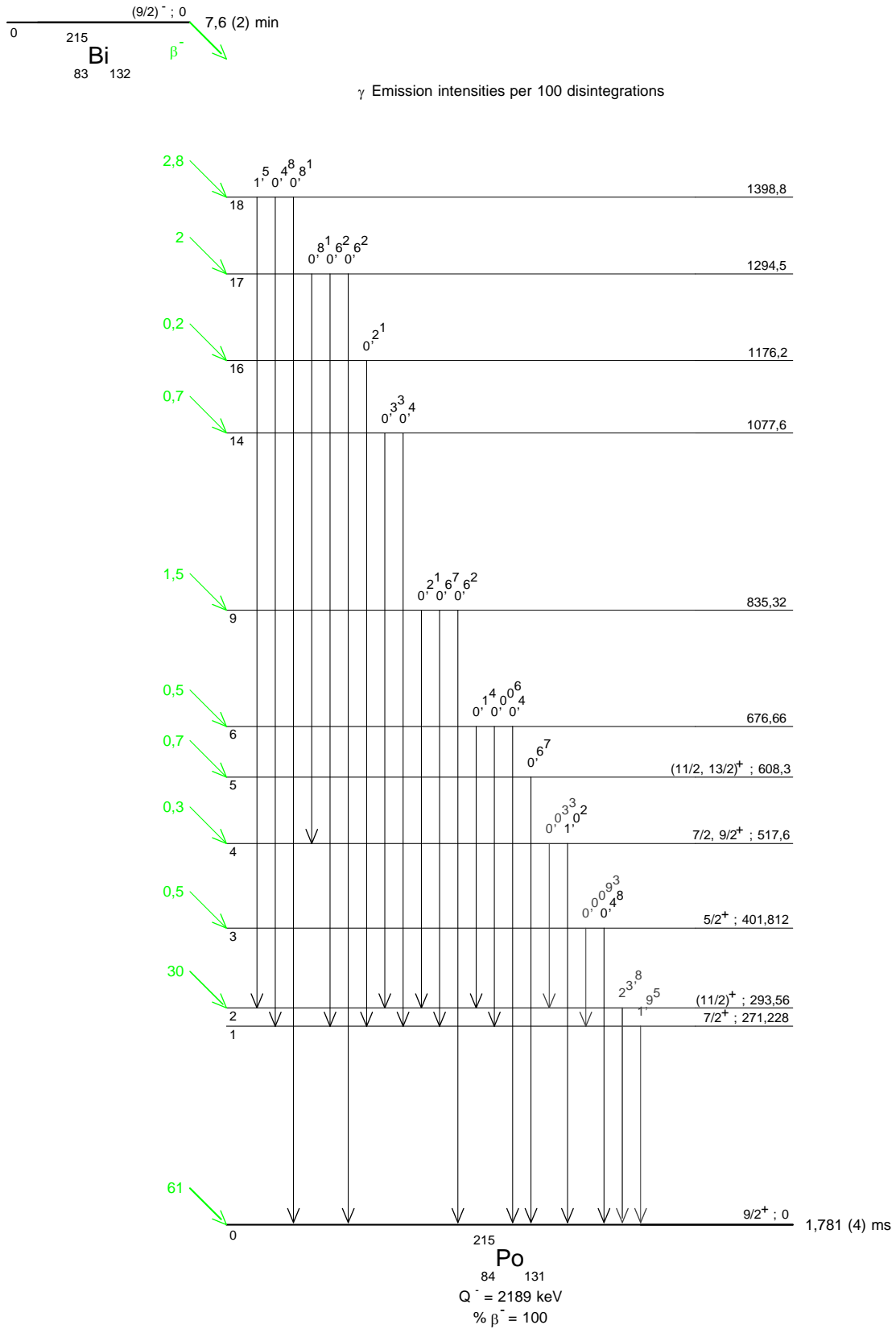
U – 235 (4n + 3) decay chain

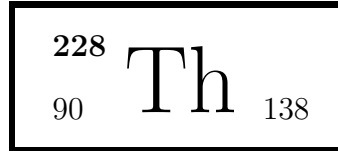
Th – 232(p,x)Bi – 215

7 References

- B.W. SARGENT. Proc. Royal Soc. London A139 (1933) 659
(Beta decay, 5th power law)
- E.K. HYDE, A. GHIORSO. Phys. Rev. 90 (1953) 267
(Beta decay, Half-life)
- R.D. EVANS. The Atomic Nucleus, Tata McGraw-Hill (1955) 559
(Beta decay, 5th power law)
- I. KAPLAN. Nuclear Physics, Addison-Wesley (1963) 364
(Beta decay, 5th power law)
- M. NURMIA, D. GIESSING, W. SIEVERS, L. VARGA. Ann. Acad. Sci. Fenn. Ser. A VI No. 167 (1965)
(Half-life)
- W.F. DAVIDSON, R.D. CONNOR. Nucl. Phys. A149 (1970) 385
(K/L and L sub-shell ratios, ICC)
- F.P. LARKINS. At. Data Nucl. Data Tables 20 (1977) 311
(Auger electron energies)

- D.G. BURKE, H. FOLGER, H. GABELMANN, E. HAGEBØ, P. HILL, P. HOFF, O. JONSSON, N. KAFFRELL, W. KURCEWICZ, G. LØVHØIDEN, K. NYBØ, G. NYMAN, H. RAVN, K. RIISAGER, J. ROGOWSKI, K. STEFFENSEN, T.F. THORSTEINSEN, *et al.*. Z. Phys. - Atomic Nuclei 333 (1989) 131 (Half-life)
- E. RUCHOWSKA, J. ZYLICZ, C.F. LIANG, P. PARIS, CH. BRIANÇON. J. Phys. G: Nucl. Part. Phys. 16 (1990) 255 (Gamma-ray energies, Gamma-ray emission probabilities, Half-life)
- M.J. MARTIN. Nucl. Data Sheets 63 (1991) 723 (Nuclear structure, level energies)
- E. SCHÖNFELD, H. JANSSEN. Nucl. Instrum. Methods Phys. Res. A369 (1996) 527 (X(K), X(L), Auger electrons)
- E. SCHÖNFELD, G. RODLOFF. PTB Report PTB-6.11-98-1 (1998) (Auger electrons)
- E. SCHÖNFELD, G. RODLOFF. PTB Report PTB-6.11-1999-1 (1999) (X(K))
- E. BROWNE. Nucl. Data Sheets 93 (2001) 763 (Nuclear structure, level energies)
- S. RAMAN, C.W. NESTOR JR., A. ICHIHARA, M.B. TRZHASKOVSKAYA. Phys. Rev. C66 (2002) 044312 (Theoretical ICC)
- I.M. BAND, M.B. TRZHASKOVSKAYA, C.W. NESTOR JR., P.O. TIKKANEN, S. RAMAN. At. Data Nucl. Data Tables 81 (2002) 1 (Theoretical ICC)
- J. KURPETA, A. PLOCHOCKI, A.N. ANDREYEV, J. AYSTO, A. DE SMET, H. DE WITTE, A.-H. EVENSEN, V. FEDOSEYEV, S. FRANCHOO, M. GORSKA, H. GRAWE, M. HUHTA, M. HUYSE, Z. JANAS, A. JOKINEN, M. KARNY, E. KUGLER, W. KURCEWICZ, U. KOSTER, *ET AL.* Eur. Phys. J. A18 (2003) 31 (Gamma-ray energies, gamma-ray emission probabilities, beta-particle emission probabilities)
- Y.A. AKOVALI. At. Data Nucl. Data Tables 100 (2003) 141 (Nuclear structure, level energies)
- G. AUDI, A.H. WAPSTRA, C. THIBAUT. Nucl. Phys. A729 (2003) 337 (Q)
- E. BROWNE. Nucl. Data Sheets 103 (2004) 183 (Nuclear structure, level energies)
- M.S. BASUNIA. Nucl. Data Sheets 108 (2007) 633 (Nuclear structure, level energies)
- T. KIBÉDI, T.W. BURROWS, M.B. TRZHASKOVSKAYA, P.M. DAVIDSON, C.W. NESTOR JR. Nucl. Instrum. Methods Phys. Res. A589 (2008) 202 (Theoretical ICC)





1 Decay Scheme

Th-228 decays 100 % by alpha-particle emission to various excited levels and the ground state of Ra-224, and by a small O-20 cluster-decay branch of $1.13 (22) 10^{-11}$ %.

Le thorium 228 se désintègre par émission alpha principalement vers le niveau fondamental et le niveau excité de 84,4 keV du radium 224.

2 Nuclear Data

$T_{1/2}(^{228}\text{Th})$:	1,9126	(9)	a
$T_{1/2}(^{224}\text{Ra})$:	3,631	(2)	d
$Q^\alpha(^{228}\text{Th})$:	5520,08	(22)	keV

2.1 α Transitions

	Energy keV	Probability $\times 100$	F
$\alpha_{0,8}$	4527,43 (23)	0,0000045 (7)	7,2
$\alpha_{0,7}$	4603,74 (23)	0,000017 (3)	7
$\alpha_{0,6}$	5040,9 (3)	0,000024 (5)	4600
$\alpha_{0,5}$	5087,01 (24)	0,000010 (2)	21400
$\alpha_{0,4}$	5229,72 (22)	0,036 (6)	44
$\alpha_{0,3}$	5269,30 (22)	0,218 (4)	12,5
$\alpha_{0,2}$	5304,10 (22)	0,408 (7)	10,7
$\alpha_{0,1}$	5435,71 (22)	26,0 (5)	0,958
$\alpha_{0,0}$	5520,08 (22)	73,4 (5)	1

2.2 Gamma Transitions and Internal Conversion Coefficients

	Energy keV	$P_{\gamma+ce}$ $\times 100$	Multipolarity	α_K	α_L	α_M	α_T
$\gamma_{4,2}$ (Ra)	74,38 (4)	0,015 (5)	[E2]		28,3 (4)	7,71 (11)	38,6 (6)
$\gamma_{1,0}$ (Ra)	84,373 (3)	26,4 (7)	E2		15,57 (22)	4,24 (6)	21,2 (3)
$\gamma_{2,1}$ (Ra)	131,612 (5)	0,158 (3)	E1	0,194 (3)	0,0406 (6)	0,00977 (14)	0,247 (4)
$\gamma_{5,4}$ (Ra)	142,71 (11)	0,0000041 (13)	[E2]	0,279 (4)	1,368 (20)	0,372 (6)	2,14 (3)
$\gamma_{3,1}$ (Ra)	166,410 (4)	0,217 (4)	E2	0,225 (4)	0,691 (10)	0,187 (3)	1,164 (17)
$\gamma_{5,3}$ (Ra)	182,29 (10)	0,0000057 (20)	[E1]	0,0894 (13)	0,01757 (25)	0,00421 (6)	0,1126 (16)
$\gamma_{4,1}$ (Ra)	205,99 (4)	0,0204 (5)	[E1]	0,0671 (10)	0,01292 (18)	0,00309 (5)	0,0841 (12)
$\gamma_{2,0}$ (Ra)	215,985 (4)	0,265 (4)	E1	0,0600 (9)	0,01148 (16)	0,00274 (4)	0,0752 (11)
$\gamma_{6,3}$ (Ra)	228,42 (18)	0,000025 (6)	[E2]	0,1244 (18)	0,178 (3)	0,0479 (7)	0,366 (6)
$\gamma_{7,2}$ (Ra)	700,36 (7)	0,000003 (1)	E1	0,00502 (7)	0,000834 (12)	0,000196 (3)	0,00611 (9)
$\gamma_{8,3}$ (Ra)	741,87 (6)	0,0000014 (4)	[E2]	0,01196 (17)	0,00322 (5)	0,000803 (12)	0,01625 (23)
$\gamma_{7,1}$ (Ra)	831,97 (10)	0,000014 (2)	E2	0,00970 (14)	0,00240 (4)	0,000594 (9)	0,01289 (18)
$\gamma_{8,1}$ (Ra)	908,28 (6)	0,0000017 (5)	[M1+50%E2]	0,0190 (24)	0,0036 (4)	0,00087 (9)	0,024 (3)
$\gamma_{8,0}$ (Ra)	992,65 (6)	0,0000014 (4)	[E2]	0,00705 (10)	0,001569 (22)	0,000384 (6)	0,00913 (13)

3 Atomic Data

3.1 Ra

ω_K	:	0,968 (4)
$\bar{\omega}_L$:	0,452 (18)
n_{KL}	:	0,801 (5)

3.1.1 X Radiations

	Energy keV	Relative probability	
X _K	K α_2	85,43	
	K α_1	88,47	
	K β_3	99,432	
	K β_1	100,13	
	K β_5''	100,738	
	K β_2	102,89	
	K β_4	103,295	
	KO _{2,3}	103,74	
	X _L	L ℓ	10,622
		L α	12,196 – 12,339
L η		13,662	
L β		14,236 – 15,447	
L γ		17,848 – 18,412	

3.1.2 Auger Electrons

	Energy keV	Relative probability
Auger K		
KLL	65,149 – 72,729	100
KLX	79,721 – 88,466	57
KXY	94,27 – 103,91	8,4
Auger L	5,71 – 12,04	852500

4 α Emissions

	Energy keV	Probability $\times 100$
$\alpha_{0,8}$	4448,00 (23)	0,0000045 (7)
$\alpha_{0,7}$	4522,97 (23)	0,000017 (3)
$\alpha_{0,6}$	4952,5 (3)	0,000024 (5)
$\alpha_{0,5}$	4997,76 (24)	0,000010 (2)
$\alpha_{0,4}$	5137,97 (22)	0,036 (6)
$\alpha_{0,3}$	5176,86 (22)	0,218 (4)
$\alpha_{0,2}$	5211,05 (22)	0,408 (7)
$\alpha_{0,1}$	5340,35 (22)	26,0 (5)
$\alpha_{0,0}$	5423,24 (22)	73,4 (5)

5 Electron Emissions

		Energy keV	Electrons per 100 disint.
e _{AL}	(Ra)	5,71 - 12,04	10,4 (4)
e _{AK}	(Ra)		0,0020 (3)
	KLL	65,149 - 72,729	}
	KLX	79,721 - 88,466	}
	KXY	94,27 - 103,91	}
ec _{3,1} K	(Ra)	62,497 (4)	0,023 (1)
ec _{1,0} T	(Ra)	65,14 - 84,36	25,2 (7)
ec _{1,0} L	(Ra)	65,14 - 68,93	18,5 (5)
ec _{1,0} M	(Ra)	79,55 - 81,27	5,0 (2)
ec _{1,0} N+	(Ra)	83,17 - 84,36	1,65 (5)

		Energy keV	Electrons per 100 disint.
ec _{2,0} K	(Ra)	112,072 (4)	0,015 (6)
ec _{3,1} L	(Ra)	147,17 - 150,97	0,069 (2)
ec _{3,1} M	(Ra)	161,59 - 166,40	0,025 (1)

6 Photon Emissions

6.1 X-Ray Emissions

		Energy keV	Photons per 100 disint.	
XL	(Ra)	10,622 — 18,412	8,6 (4)	
XK α_2	(Ra)	85,43	0,0180 (3)	} K α
XK α_1	(Ra)	88,47	0,0295 (5)	}
XK β_3	(Ra)	99,432	}	
XK β_1	(Ra)	100,13	}	K' β_1
XK β_5''	(Ra)	100,738	}	
XK β_2	(Ra)	102,89	}	
XK β_4	(Ra)	103,295	}	K' β_2
XKO _{2,3}	(Ra)	103,74	}	

6.2 Gamma Emissions

	Energy keV	Photons per 100 disint.
$\gamma_{4,2}$ (Ra)	74,38 (4)	0,00039 (14)
$\gamma_{1,0}$ (Ra)	84,373 (3)	1,19 (3)
$\gamma_{2,1}$ (Ra)	131,612 (5)	0,127 (2)
$\gamma_{5,4}$ (Ra)	142,71 (11)	0,0000013 (4)
$\gamma_{3,1}$ (Ra)	166,410 (4)	0,1004 (14)
$\gamma_{5,3}$ (Ra)	182,29 (10)	0,0000051 (18)
$\gamma_{4,1}$ (Ra)	205,99 (4)	0,0188 (5)
$\gamma_{2,0}$ (Ra)	215,985 (4)	0,246 (4)
$\gamma_{6,3}$ (Ra)	228,42 (18)	0,000018 (4)
$\gamma_{7,2}$ (Ra)	700,36 (7)	0,000003 (1)
$\gamma_{8,3}$ (Ra)	741,87 (6)	0,0000014 (4)

	Energy keV	Photons per 100 disint.
$\gamma_{7,1}(\text{Ra})$	831,97 (7)	0,000014 (2)
$\gamma_{8,1}(\text{Ra})$	908,28 (6)	0,0000017 (5)
$\gamma_{8,0}(\text{Ra})$	992,65 (6)	0,0000014 (4)

7 Main Production Modes

Th – 230(p,t)Th – 228

Th – 230($\alpha, \alpha 2n\gamma$)Th – 228

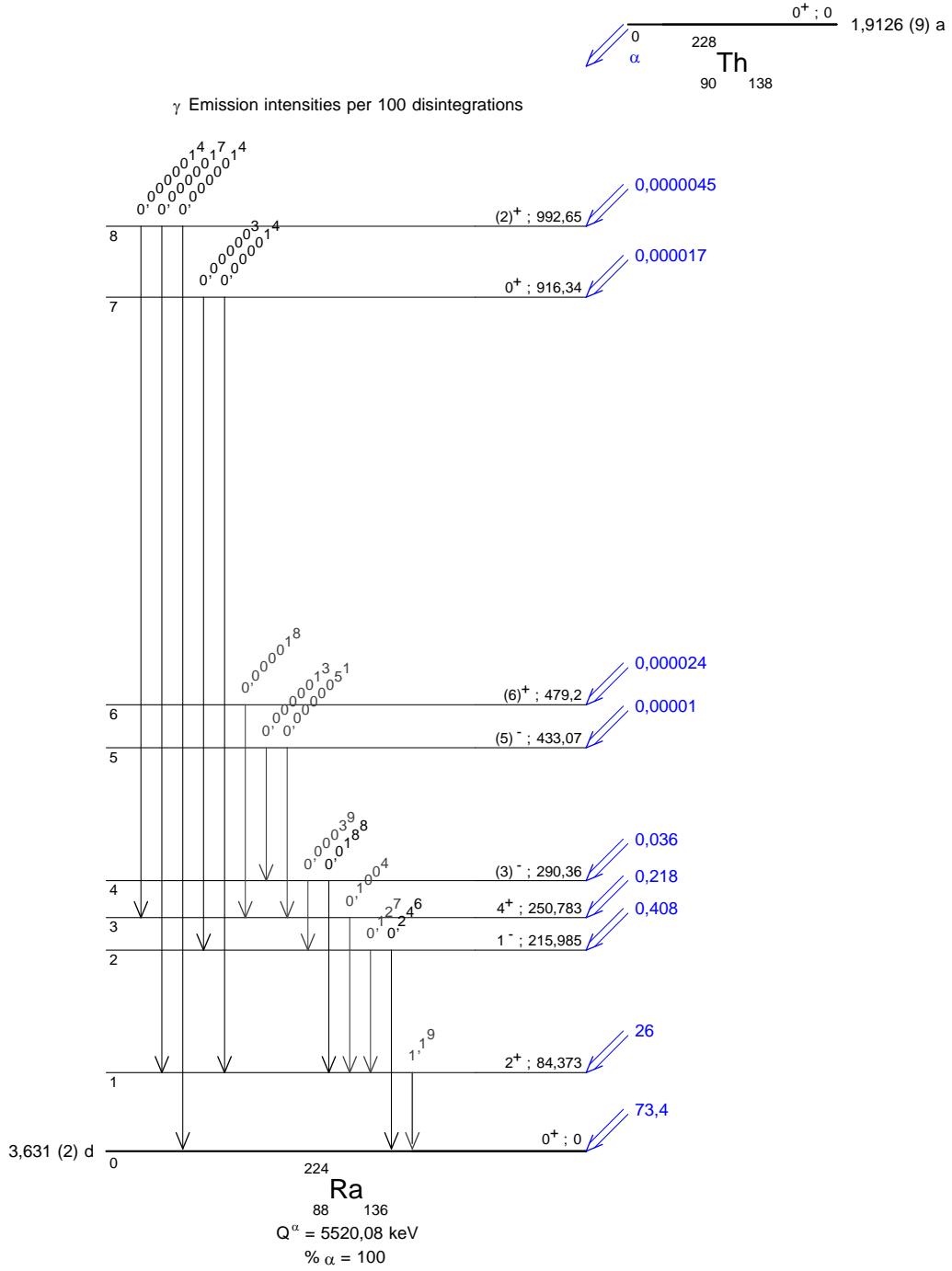
Ra – 226($\alpha, 2n\gamma$)Th – 228

U – 232(α)

8 References

- L. MEITNER. Phys. Zeitschr. 19 (1918) 257
(Half-life)
- F. ASARO, F. STEPHENS JR., I. PERLMAN. Phys. Rev. 92 (1953) 1495
(Alpha-particle energies, alpha-particle emission probabilities, gamma-ray emission probabilities, internal conversion coefficients)
- H.W. KIRBY, G.R. GROVE, D.L. TIMMA. Phys. Rev. 102 (1956) 1140
(Half-life)
- C.W. MAYS, D.R. ATHERTON, R.D. LLOYD, D.O. CLARK. COO-225 (1962) 90
(Half-life)
- M.O. COSTA, M.R.S. GRADE. Port. Phys. 4 (1966) 267
(Conversion-electron emission probabilities, internal conversion coefficients)
- J. DALMASSO, C. MARSOL. C.R. Acad. Sci. (Paris) 267B (1968) 1366
(Gamma-ray energies)
- C.L. DUKE, W.L. TALBERT JR. Phys. Rev. 173 (1968) 1125
(Internal conversion coefficients)
- A. PEGHAIRE. Nucl. Instrum. Methods 75 (1969) 66
(Alpha-particle emission probabilities, gamma-ray emission probabilities, internal conversion coefficients)
- S.A. BARANOV, V.M. SHATINSKII, V.M. KULAKOV, Y.F. RODIONOV. Sov. J. Nucl. Phys. 11 (1970) 515
(Alpha-particle energies, alpha-particle emission probabilities)
- D.L. SPENNY, A.A. BARTLETT. COO-535-620 (1970) 102
(L- and M-subshell ratios)
- K.C. JORDAN, G.W. OTTO, R.P. RATAY. J. Inorg. Nucl. Chem. 33 (1971) 1215
(Half-life)
- B. GRENNBERG, A. RYTZ. Metrologia 7 (1971) 65
(Alpha-particle energies)
- S.A. BARANOV, A.G. ZELENKOV, V.M. KULAKOV. IAEA-186 III (1976) 249
(Alpha-particle energies, alpha-particle emission probabilities)
- F.P. LARKINS. At. Data Nucl. Data Tables 20 (1977) 311
(Auger-electron energies)

- W. KURCEWICZ, N. KAFFRELL, N. TRAUTMANN, A. PLOCHOCKI, J. ZYLICZ, M. MATUL, K. STRYCZNIEWICZ. Nucl. Phys. A289 (1977) 1
(Gamma-ray energies, Gamma-ray emission probabilities)
- W. KURCEWICZ, E. RUCHOWSKA, N. KAFFRELL, N. TRAUTMANN. Nucl. Instrum. Methods 146 (1977) 613
(Gamma-ray energies)
- W. KURCEWICZ, E. RUCHOWSKA, N. KAFFRELL, T. BJOERNSTAD, G. NYMAN. Nucl. Phys. A356 (1981) 15
(908.28-keV gamma-ray emission probability)
- S. SADASIVAN, V.M. RAGHUNATH. Nucl. Instrum. Methods 196 (1982) 561
(Gamma-ray emission probabilities)
- R.J. GEHRKE, V.J. NOVICK, J.D. BAKER. Int. J. Appl. Radiat. Isot. 35 (1984) 581
(Gamma-ray emission probabilities)
- A. RTYZ. At. Data Nucl. Data Tables 47 (1991) 205
(Alpha-particle energies, alpha-particle emission probabilities)
- M.P. UNTERWEGER, D.D. HOPPE, F.J. SCHIMA. Nucl. Instrum. Methods Phys. Res. A312 (1992) 349
(Half-life)
- R. BONETTI, C. CHIESA, A. GUGLIELMETTI, C. MIGLIORINO, A. CESANA, M. TERRANI. Nucl. Phys. A556 (1993) 115
(Cluster decay)
- T. BABELIOWSKY, G. BORTELS. Appl. Radiat. Isot. 44 (1993) 1349
(Alpha-particle emission probabilities)
- G. ARDISSON, M. HUSSONNOIS. Radiochim. Acta 70/71 (1995) 123
(Cluster decay)
- E. SCHÖNFELD, H. JANSSEN. Nucl. Instrum. Methods Phys. Res. A369 (1996) 527
(K-x ray, L-x ray, Auger electrons)
- A. ARTNA-COHEN. Nucl. Data Sheets 80 (1997) 227
(Nuclear structure, energies)
- S.P. TRETYAKOVA, V.L. MIKHEEV. Nuovo Cim. 110A (1997) 1043
(Cluster decay)
- Y.A. AKOVALI. Nucl. Data Sheets 84 (1998) 1
(Alpha decay, r_0 parameter)
- E. SCHÖNFELD, G. RODLOFF. Report PTB-6.11-98-1 (1998)
(Auger electrons)
- E. SCHÖNFELD, G. RODLOFF. Report PTB-6.11-1999-1 (1999)
(X-ray emission probabilities)
- M.P. UNTERWEGER. Appl. Radiat. Isot. 56 (2002) 125
(Half-life)
- I.M. BAND, M.B. TRZHASKOVSKAYA, C.W. NESTOR JR., P.O. TIKKANEN, S. RAMAN. At. Data Nucl. Data Tables 81 (2002) 1
(Theoretical ICC)
- S. RAMAN, C.W. NESTOR JR., A. ICHIHARA, M.B. TRZHASKOVSKAYA. Phys. Rev. C66 (2002) 044312
(Theoretical ICC)
- G. AUDI, A.H. WAPSTRA, C. THIBAUT. Nucl. Phys. A729 (2003) 337
(Q value)
- M.-M.BÉ, V.P. CHECHEV, R. DERSCH, O.A.M. HELENE, R.G. HELMER, M. HERMAN, S. HLAVÁČ, A. MARCINKOWSKI, G.L. MOLNÁR, A.L. NICHOLS, E. SCHÖNFELD, V.R. VANIN, M.J. WOODS. IAEA Scientific and Technical Report STI/PUB/1287 (2007)
(Half-life)
- T. KIBEDI, T.W. BURROWS, M.B. TRZHASKOVSKAYA, P.M. DAVIDSON, C.W. NESTOR JR. Nucl. Instrum. Methods Phys. Res. A589 (2008) 202
(Theoretical ICC)





1 Decay Scheme

Cm-242 decays 100% by alpha transitions to Pu-238 and by spontaneous fission with branching fraction of 6.36 (14) E-6 %.

Le curium 242 se désintègre à 100% par transition alpha vers le plutonium 238 et par fission spontanée pour 6,36 (14) E-06 %.

2 Nuclear Data

$T_{1/2}(^{242}\text{Cm})$:	162,86	(8)	d
$T_{1/2}(^{238}\text{Pu})$:	87,74	(3)	a
$Q^\alpha(^{242}\text{Cm})$:	6215,56	(8)	keV

2.1 α Transitions

	Energy keV	Probability $\times 100$	F
$\alpha_{0,15}$	4951,27 (24)	0,00000052 (14)	6
$\alpha_{0,14}$	4986,87 (24)	0,00000055 (15)	10
$\alpha_{0,13}$	5089,77 (19)	0,00000031 (10)	88
$\alpha_{0,12}$	5186,94 (10)	0,00000037 (10)	32
$\alpha_{0,11}$	5197,0 (3)	$\leq 0,0000002$	≥ 700
$\alpha_{0,10}$	5232,56 (12)	0,0000017 (5)	137
$\alpha_{0,9}$	5252,84 (11)	0,00000113 (21)	278
$\alpha_{0,8}$	5274,13 (12)	0,000035 (7)	12
$\alpha_{0,7}$	5452,34 (15)	$\leq 0,00000022$	≥ 24000
$\alpha_{0,6}$	5554,28 (14)	0,000013 (3)	1700
$\alpha_{0,5}$	5610,48 (11)	0,00025 (5)	183
$\alpha_{0,4}$	5701,94 (18)	0,00002	7500
$\alpha_{0,3}$	5912,14 (11)	0,0046 (5)	458
$\alpha_{0,2}$	6069,56 (10)	0,034 (2)	390
$\alpha_{0,1}$	6171,48 (9)	25,94 (7)	1,733
$\alpha_{0,0}$	6215,56 (8)	74,06 (7)	1

2.2 Gamma Transitions and Internal Conversion Coefficients

	Energy keV	$P_{\gamma+ce}$ $\times 100$	Multipolarity	α_K	α_L	α_M	α_T
$\gamma_{1,0}$ (Pu)	44,08 (3)	26,0 (8)	E2		572 (12)	159,4 (32)	787 (16)
$\gamma_{2,1}$ (Pu)	101,92 (4)	0,0388 (22)	E2		10,48 (21)	2,94 (6)	14,45 (21)
$\gamma_{3,2}$ (Pu)	157,42 (9)	0,0046 (5)	[E2]	0,193 (4)	1,450 (29)	0,405 (8)	2,19 (4)
$\gamma_{4,3}$ (Pu)	210,20 (14)	0,00002052	E2	0,140 (3)	0,415 (8)	0,115 (2)	0,710 (14)
$\gamma_{8,5}$ (Pu)	336,36 (15)	0,00000072 (31)	[E1]	0,0257 (5)	0,00502 (10)	0,00122 (2)	0,0323 (6)
$\gamma_{9,5}$ (Pu)	357,64 (7)	0,000000055 (11)	M1+E2	0,133 (12)	0,0599 (17)	0,0158 (4)	0,214 (15)
$\gamma_{7,3}$ (Pu)	459,8 (2)	0,00000006 (3)					
$\gamma_{6,2}$ (Pu)	515,25 (19)	0,0000046 (12)	E1+M2	0,0175 (21)	0,0037 (6)	0,00092 (14)	0,022 (3)
$\gamma_{5,1}$ (Pu)	561,02 (10)	0,000152 (40)	E1	0,00929 (18)	0,00169 (3)	0,000407 (8)	0,01153 (23)
$\gamma_{5,0}$ (Pu)	605,04 (10)	0,000106 (30)	E1	0,00806 (16)	0,00146 (3)	0,000350 (7)	0,00999 (20)
$\gamma_{6,1}$ (Pu)	617,20 (12)	0,0000079 (21)	E1+M2	0,0095 (9)	0,00185 (22)	0,00045 (6)	0,0120 (12)
$\gamma_{7,2}$ (Pu)	617,22 (13)	0,00000016					
$\gamma_{10,2}$ (Pu)	837,01 (15)	0,00000019 (6)	[E2]	0,01250 (25)	0,00366 (7)	0,000930 (19)	0,0174 (3)
$\gamma_{12,2}$ (Pu)	882,63 (3)	0,000000068 (15)	(E2)	0,01141 (23)	0,00321 (6)	0,000811 (16)	0,0157 (3)
$\gamma_{8,1}$ (Pu)	897,33 (10)	0,000022 (6)	(E2)	0,01108 (22)	0,00308 (6)	0,000778 (15)	0,0152 (3)
$\gamma_{9,1}$ (Pu)	918,7 (2)	0,00000054 (15)	E1	0,00382 (8)	0,000663 (13)	0,000158 (3)	0,00469 (9)
$\gamma_{10,1}$ (Pu)	938,91 (10)	0,00000097 (33)	E0+E2				4,4 (4)
$\gamma_{8,0}$ (Pu)	941,5 (2)		E0				
$\gamma_{9,0}$ (Pu)	962,8 (2)	0,00000053 (15)	E1	0,00352 (7)	0,000609 (12)	0,0001452 (29)	0,00432 (8)
$\gamma_{11,1}$ (Pu)	974,5 (3)	0,0000002					
$\gamma_{13,2}$ (Pu)	979,8 (2)	0,00000026 (8)					
$\gamma_{10,0}$ (Pu)	983,0 (3)	0,00000051 (18)	[E2]	0,00946 (18)	0,00246 (5)	0,000619 (12)	0,01276 (25)
$\gamma_{12,1}$ (Pu)	984,5 (1)	0,0000020 (6)	M1+E2	0,00949 (19)	0,00247 (5)	0,000619 (12)	0,01279 (26)
$\gamma_{12,0}$ (Pu)	1028,5 (2)	0,0000016 (5)	E2	0,00875 (17)	0,00221 (4)	0,000554 (11)	0,01171 (23)
$\gamma_{13,1}$ (Pu)	1081,7 (3)	0,00000005 (2)					
$\gamma_{15,2}$ (Pu)	1118,3 (3)	0,00000017 (9)	[E2]	0,00757 (15)	0,00182 (3)	0,000454 (9)	0,01001 (20)
$\gamma_{14,1}$ (Pu)	1184,6 (3)	0,00000050 (15)	E2	0,00685 (14)	0,00160 (3)	0,000397 (8)	0,00899 (18)
$\gamma_{15,1}$ (Pu)	1220,2 (3)	0,00000035 (11)	E0+E2+(M1)				0,26 (3)
$\gamma_{14,0}$ (Pu)	1228,7 (3)		E0				

3 Atomic Data

3.1

ω_K	:	0,971	(4)
$\bar{\omega}_L$:	0,521	(20)
n_{KL}	:	0,790	(5)

3.1.1 X Radiations

	Energy keV	Relative probability	
X_K	$K\alpha_2$	99,525	
	$K\alpha_1$	103,734	63,17 100
	$K\beta_3$	116,244	}
	$K\beta_1$	117,228	}
	$K\beta_5''$	117,918	}
			36,36
	$K\beta_2$	120,54	}
	$K\beta_4$	120,969	}
	$KO_{2,3}$	121,543	}
			12,61
X_L	$L\ell$	12,12	
	$L\alpha$	14,087 – 14,282	
	$L\eta$	16,333	
	$L\beta$	16,5 – 19,33	
	$L\gamma$	20,71 – 23,07	

3.1.2 Auger Electrons

	Energy keV	Relative probability
Auger K		
KLL	75,2 – 85,3	100
KLX	92,6 – 103,6	60,6
KXY	109,8 – 121,5	9,2
Auger L		
	6,1 – 22,9	

4 α Emissions

	Energy keV	Probability $\times 100$
$\alpha_{0,15}$	4869,43 (23)	0,00000052 (14)
$\alpha_{0,14}$	4904,44 (23)	0,00000055 (15)
$\alpha_{0,13}$	5005,64 (19)	0,00000031 (10)
$\alpha_{0,12}$	5101,21 (10)	0,00000037 (10)
$\alpha_{0,11}$	5111,1 (3)	$\leq 0,0000002$
$\alpha_{0,10}$	5146,07 (12)	0,00000017 (5)

	Energy keV	Probability $\times 100$
$\alpha_{0,9}$	5165,95 (16)	0,00000113 (21)
$\alpha_{0,8}$	5186,95 (12)	0,000035 (7)
$\alpha_{0,7}$	5366,22 (15)	$\leq 0,0000022$
$\alpha_{0,6}$	5462,47 (14)	0,000013 (3)
$\alpha_{0,5}$	5517,75 (11)	0,00025 (5)
$\alpha_{0,4}$	5607,76 (16)	0,00002
$\alpha_{0,3}$	5816,39 (11)	0,0046 (5)
$\alpha_{0,2}$	5969,24 (9)	0,034 (2)
$\alpha_{0,1}$	6069,37 (9)	25,94 (7)
$\alpha_{0,0}$	6112,72 (8)	74,06 (7)

5 Electron Emissions

		Energy keV	Electrons per 100 disint.
e _{AL}	(Pu)	6,1 - 22,9	8,99 (21)
e _{AK}	(Pu)		0,0000082 (15)
	KLL	75,2 - 85,3	}
	KLX	92,6 - 103,6	}
	KXY	109,8 - 121,5	}
ec _{1,0 L}	(Pu)	20,98 - 26,02	18,8 (6)
ec _{1,0 M}	(Pu)	38,15 - 40,31	5,25 (15)
ec _{2,1 L}	(Pu)	78,82 - 83,86	0,0263 (16)
ec _{2,1 M}	(Pu)	95,99 - 98,15	0,0074 (4)
ec _{3,2 K}	(Pu)	25,63 (5)	0,00027 (3)
ec _{3,2 L}	(Pu)	134,32 - 139,36	0,00210 (24)
ec _{3,2 M}	(Pu)	151,49 - 153,65	0,00059 (7)

6 Photon Emissions

6.1 X-Ray Emissions

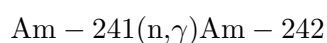
		Energy keV	Photons per 100 disint.	
XL	(Pu)	12,12 — 23,07	9,92 (23)	
XK α_2	(Pu)	99,525	0,000082 (9)	} K α
XK α_1	(Pu)	103,734	0,000130 (15)	}

		Energy keV	Photons per 100 disint.	
XK β_3	(Pu)	116,244	}	
XK β_1	(Pu)	117,228	}	0,000048 (6) K' β_1
XK β_5''	(Pu)	117,918	}	
XK β_2	(Pu)	120,54	}	
XK β_4	(Pu)	120,969	}	0,0000165 (19) K' β_2
XK $O_{2,3}$	(Pu)	121,543	}	

6.2 Gamma Emissions

	Energy keV	Photons per 100 disint.
$\gamma_{1,0}$ (Pu)	44,08 (3)	0,0330 (7)
$\gamma_{2,1}$ (Pu)	101,92 (4)	0,00251 (14)
$\gamma_{3,2}$ (Pu)	157,42 (9)	0,00145 (16)
$\gamma_{4,3}$ (Pu)	210,20 (14)	0,000012
$\gamma_{8,5}$ (Pu)	336,36 (15)	0,0000007 (3)
$\gamma_{9,5}$ (Pu)	357,64 (7)	0,000000045 (9)
$\gamma_{7,3}$ (Pu)	459,8 (2)	0,00000006 (3)
$\gamma_{6,2}$ (Pu)	515,25 (19)	0,0000045 (12)
$\gamma_{5,1}$ (Pu)	561,02 (10)	0,00015 (4)
$\gamma_{5,0}$ (Pu)	605,04 (10)	0,000105 (30)
$\gamma_{6,1}$ (Pu)	617,20 (12)	0,0000079 (21)
$\gamma_{7,2}$ (Pu)	617,22 (13)	0,00000016
$\gamma_{10,2}$ (Pu)	837,01 (15)	0,00000019 (6)
$\gamma_{12,2}$ (Pu)	882,63 (3)	0,000000067 (15)
$\gamma_{8,1}$ (Pu)	897,33 (10)	0,000022 (6)
$\gamma_{9,1}$ (Pu)	918,7 (2)	0,00000054 (15)
$\gamma_{10,1}$ (Pu)	938,91 (10)	0,00000018 (6)
$\gamma_{9,0}$ (Pu)	962,8 (2)	0,00000053 (15)
$\gamma_{11,1}$ (Pu)	974,5 (3)	0,0000002
$\gamma_{13,2}$ (Pu)	979,8 (2)	0,00000026 (8)
$\gamma_{10,0}$ (Pu)	983,0 (3)	0,00000050 (18)
$\gamma_{12,1}$ (Pu)	984,5 (1)	0,0000020 (6)
$\gamma_{12,0}$ (Pu)	1028,5 (2)	0,0000016 (5)
$\gamma_{13,1}$ (Pu)	1081,7 (3)	0,00000005 (2)
$\gamma_{15,2}$ (Pu)	1118,3 (3)	0,00000017 (9)
$\gamma_{14,1}$ (Pu)	1184,6 (3)	0,00000050 (15)
$\gamma_{15,1}$ (Pu)	1220,2 (3)	0,00000028 (9)

7 Main Production Modes

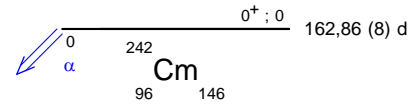


$$\left\{ \begin{array}{l} \text{Am} - 242(\beta^-)\text{Cm} - 242 \\ \text{Possible impurities : Am} - 241, \text{Cm} - 243, \text{Cm} - 244 \end{array} \right.$$

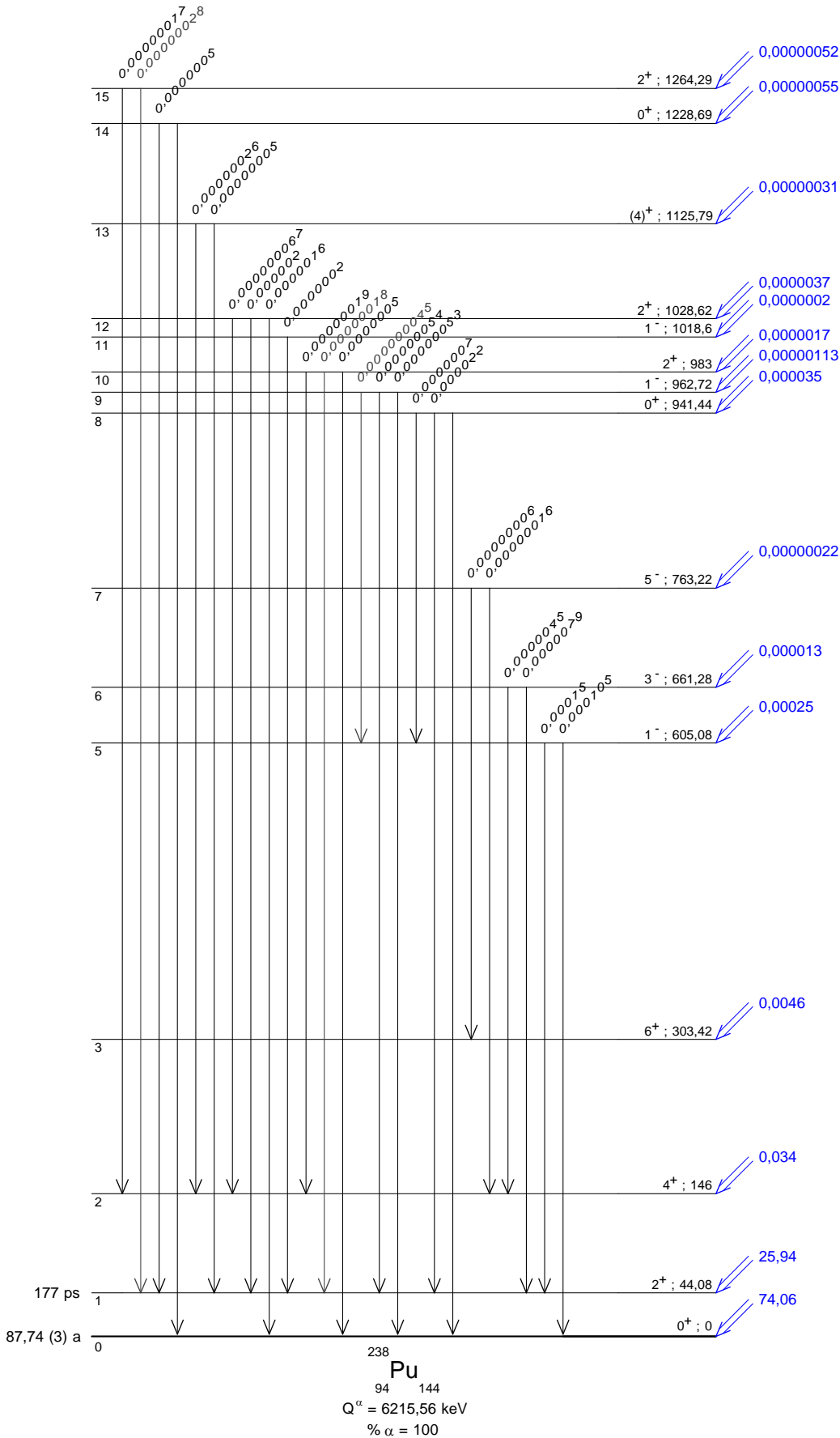
8 References

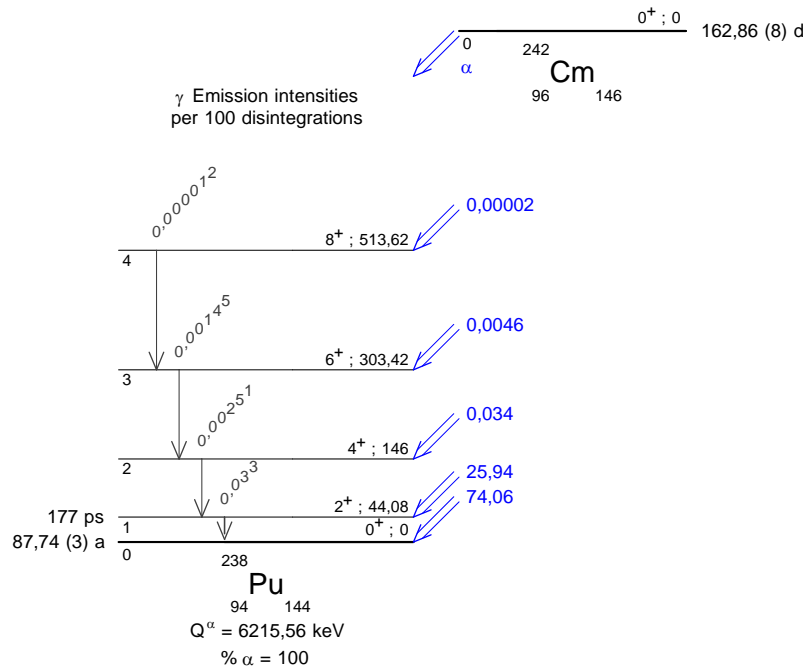
- G.C. HANNA, B.G. HARVEY AND N. MOSS. Phys. Rev. 78 (1950) 617
(Half-life.)
- G.C. HANNA, B.G. HARVEY, N. MOSS AND P.R. TUNNICLIFFE. Phys. Rev. 81 (1951) 466
(SF half-life)
- D.C. DUNLAVEY, G.T. SEABORG. Phys. Rev. 87 (1952) 165
(Conversion electron measurements, gamma-ray multipolarities.)
- F. ASARO, S.G. THOMPSON AND I. PERLMAN. Phys. Rev. 92 (1953) 694
(Alpha emission energies and probabilities.)
- K.M. GLOVER, J. MILSTED. Nature 173 (1954) 1238
(Half-life.)
- W.P. HUTCHINSON, A.G. WHITE. Nature 173 (1954) 1238
(Half-life.)
- S.A. BARANOV, K.N. SHLYAGIN. J. Nuclear Energy 3 (1956) 132
(Conversion electron measurements, gamma-ray multipolarities.)
- W.G. SMITH, J.M. HOLLANDER. Phys. Rev. 101 (1956) 746
(Gamma-ray energies and multipolarities.)
- L.N. TREIMAN, R.A. PENNEMAN AND B. BEVAN. unpublished, cited in Ref.: J. Inorg. Nucl. Chem. 5 (1957) 6
(Half-life.)
- L.N. KONDRATEV, V.B. DEDOV AND L.L. GOLDIN. Izvest. Akad. Nauk SSSR, Ser. Fiz. 22 (1958) 99
(Alpha emission energies and probabilities)
- F. ASARO, I. PERLMAN. UCRL-9566 (1960) 50
(Conversion electron measurements, gamma-ray multipolarities.)
- C.M. LEDERER. UCRL-11028 (1963)
(Absolute gamma-ray emission probabilities.)
- B.S. DZHELEPOV, R.B. IVANOV, V.G. NEDOVESOV AND V.P. CHECHEV. Soviet Phys. JETP 18 (1964) 937
(Alpha emission energies and probabilities.)
- G.G. AKALAEV, N.A. VARTANOV AND P.S. SAMOILOV. NP-14688 (1965)
(Conversion electron measurements, gamma-ray multipolarities.)
- K.F. FLYNN, L.E. GLENDENIN AND E.P. STEINBERG. Nucl. Sci. Eng. 22 (1965) 416
(Half-life.)
- S.A. BARANOV, Y.F. RODIONOV, V.M. KULAKOV AND V.M. SHATINSKII. Soviet J. Nucl. Phys. 4 (1967) 798
(Alpha emission energies and probabilities.)
- R.J. ARMANI, R. GOLD. Proc. Symp. Standardization of Radionuclides, Intern. At. Energy Agency, Vienna (1967) 621
(SF half-life.)
- J.A. BEARDEN. Rev. Mod. Phys. 39 (1967) 78
(X-ray energies.)
- J. BYRNE, R.J.D. BEATTIE, S. BENDA AND I. COLLINGWOOD. J. Phys. B3 (1970) 1166
(Experimental LX-ray absolute emission probability.)
- B. GRENNBERG, A. RYTZ. Metrologia 7 (1971) 65
(Alpha emission energies.)
- J.C. POST, A.H.W. ATEN JR.. Radiochim. Acta 15 (1971) 205
(Gamma-ray energies.)
- K.L. SWINTH. IEEE Trans. Nucl. Sci. 18 (1971) 125
(Experimental LX-ray absolute emission probability)
- W.J.B. WINTER, A.H. WAPSTRA, P.F.A. GOUDSMIT AND J. KONIJN. Nucl. Phys. A197 (1972) 417
(Gamma-ray energies.)
- I. AHMAD, R.K. SJOBLUM, R.F. BARNES, F. WAGNER JR. AND P.R. FIELDS. Nucl. Phys. A186 (1972) 620
(Gamma-ray energies.)
- S.A. BARANOV, V.M. SHATINSKII AND V.M. KULAKOV. Sov. J. Nucl. Phys. 14 (1972) 614
(Alpha emission energies.)

- W.J. KERRIGAN, C.J. BANICK. J. Inorg. Nucl. Chem. 37 (1975) 641
(Half-life.)
- H. DIAMOND, W.C. BENTLEY, A.H. JAFFEY AND K.F. FLYNN. Phys. Rev. C15 (1977) 1034
(Half-life.)
- HUAN-QIAO CHANG, JIN-CHENG XU AND TONG-QING WEN. Chin. J. Nucl. Phys. 1 (1979) 21
(SF half-life.)
- J.K. DICKENS, J.W. MCCONNELL. Phys. Rev. C22 (1980) 1344
(Experimental X-ray energies.)
- A.V. JADHAV, K.A.MATHEW, K. RAGHURAMAN AND C.K. SIVARAMAKRISHNAN. Proc. of the Nucl. Chem. and Radiochem. Symp., Waltair (1980) 184
(Half-life.)
- C.M.LEDERER. Phys. Rev. C24 (1981) 1175
(Gamma-ray energies and probabilities.)
- S. USUDA, H. UMEZAWA. J. Inorg. Nucl. Chem. 43 (1981) 3081
(Half-life.)
- S.K. AGGARWAL, A. V. JADHAV, S. A. CHITAMBAR. Radiochem. Radioanal. Lett. 54 (1982) 99
(Half-life.)
- G. BARREAU, H.G. BORNER, T. VON EGIDY AND R.W. HOFF. Z. Physik A308 (1982) 209
(Experimental X-ray energies.)
- K. RAGHURAMAN, N.K. CHAUDHURI, A.V. JADHAV, C.K. SIVARAMAKRISHNAN AND R.H. IYER. Radiochem. Radioanal. Lett. 55 (1982) 1
(SF half-life.)
- H. UMEZAWA. INDC(NDS)-138/GE (1982) 32
(SF half-life.)
- R.A.P. WILTSHIRE. Nucl. Instrum. Methods 223 (1984) 535
(Half-life)
- A. LORENZ. IAEA Tech. Rept. Ser. 261 (1986)
(Half-life evaluation.)
- A.G. ZELENKOV, V.A. PCHELIN, YU. F. RODIONOV, L.V. CHISTYAKOV, V.S. SHIRYAEV AND V.M. SHUBKO. Sov. At. Energy 60 (1986) 492
(SF half-life.)
- S. USUDA, H. UMEZAWA. Int. J. Radiat. Appl. Instr. D16 (1989) 247
(SF half-life.)
- YU.S. POPOV, I.B. MAKAROV, D.KH. SRUROV AND E.A. ERIN. Sov. J. Radiochemistry 32 (1990) 425
(Experimental relative LX-ray emission probabilities.)
- A. RYTZ. At. Data. Nucl. Data Tables 47 (1991) 205
(Alpha-emission energies.)
- P.N. JOHNSTON, P.A. BURNS. Nucl. Instrum. Methods Phys. Res. A361 (1995) 229
(Experimental relative LX-ray emission probabilities.)
- E. SCHÖNFELD, H. JANSSEN. Nucl. Instrum. Methods Phys. Res. A369 (1996) 527
(Atomic data.)
- J. YANG, J. NIR. Nucl. Instrum. Methods Phys. Res. A413 (1998) 239
(Alpha-transition probabilities.)
- E. SCHÖNFELD, G. RODLOFF. PTB-6.11-1999-1999-1, Braunschweig, February 1999 (1999)
(KX-ray energies and relative emission probabilities.)
- N.E. HOLDEN, D.C. HOFFMAN. Pure Appl. Chem. 72 (2000) 1525
(SF half-life)
- E. SCHÖNFELD, H. JANSSEN. Appl. Rad. Isot. 52 (2000) 595
(X-ray and Auger electron emission probabilities, EMISSION code)
- F.E. CHUKREEV, V.E. MAKARENKO AND M.J. MARTIN. Nucl. Data Sheets 97 (2002) 129
(Nuclear data evaluation for A=238.)
- G. AUDI, A.H. WAPSTRA AND C. THIBAULT. Nucl. Phys. A729 (2003) 337
(Q value.)
- V.P. CHECHEV. Phys. Atomic Nuclei 69 (2006) 1188
(²⁴²Cm decay data evaluation-2005)
- KIBEDI, T.W. BURROWS,, M.B. TRZHASKOVSKAYA, P.M. DAVIDSON, AND C.W.NESTOR, JR.. Nucl. Instrum. Methods Phys. Res. A589 (2008) 202
(Theoretical ICC)



γ Emission intensities per 100 disintegrations







1 Decay Scheme

Cm-243 decays by alpha emission mainly (99,71%) to excited levels and to the ground state of Pu-239. It exists a small electron capture branch to the Am-243 ground state level.

Le curium 243 se désintègre par émission alpha vers des niveaux excités et le niveau fondamental de plutonium 239 et par capture électronique, avec une faible intensité, vers le niveau fondamental de l'américium 243.

2 Nuclear Data

$T_{1/2}(^{243}\text{Cm})$: 28,9	(4)	a
$T_{1/2}(^{243}\text{Am})$: 7367	(23)	a
$T_{1/2}(^{239}\text{Pu})$: 24100	(11)	a
$Q^\alpha(^{243}\text{Cm})$: 6168,8	(10)	keV
$Q^+(^{243}\text{Cm})$: 7,5	(17)	keV

2.1 α Transitions

	Energy keV	Probability $\times 100$	F
$\alpha_{0,27}$	5319 (15)	0,00039	137
$\alpha_{0,26}$	5356 (3)	0,0015	60,6
$\alpha_{0,25}$	5406 (3)	0,001	184
$\alpha_{0,24}$	5413 (3)	0,003	67,7
$\alpha_{0,23}$	5423 (3)	0,003	77,9
$\alpha_{0,22}$	5612,6 (11)	0,002	1538
$\alpha_{0,21}$	5626 (3)	0,006	610
$\alpha_{0,20}$	5631 (3)	0,002	1955
$\alpha_{0,19}$	5663,2 (10)	0,007	854
$\alpha_{0,18}$	5670 (3)	0,007	930
$\alpha_{0,17}$	5676,7 (10)	0,009	792
$\alpha_{0,16}$	5682 (3)	0,02	381
$\alpha_{0,15}$	5688 (3)	0,01	823

	Energy keV	Probability × 100	F
$\alpha_{0,14}$	5699,0 (11)	≤ 0,01	951
$\alpha_{0,13}$	5707 (3)	0,03	351
$\alpha_{0,12}$	5718 (5)	0,06	202
$\alpha_{0,11}$	5735 (3)	0,14	108
$\alpha_{0,10}$	5742 (3)	0,03	549
$\alpha_{0,9}$	5777,2 (10)	0,2	129
$\alpha_{0,8}$	5781,4 (10)	1,6 (1)	17
$\alpha_{0,7}$	5838,7 (10)	11,3 (2)	4,94
$\alpha_{0,6}$	5883,3 (10)	73,4 (4)	1,32
$\alpha_{0,5}$	5976,0 (14)	0,7	427
$\alpha_{0,4}$	6005 (1)	0,1	4230
$\alpha_{0,3}$	6093,1 (10)	5,7 (2)	209
$\alpha_{0,2}$	6111,5 (10)	1,05 (12)	1410
$\alpha_{0,1}$	6160,9 (10)	4,4 (2)	593
$\alpha_{0,0}$	6168,8 (10)	1,3 (2)	2210

2.2 Electron Capture Transitions

	Energy keV	Probability × 100	lg <i>ft</i>
$\epsilon_{0,0}$	7,5	0,29 (3)	7,3

2.3 Gamma Transitions and Internal Conversion Coefficients

	Energy keV	$P_{\gamma+ce}$ × 100	Multipolarity	α_K	α_L	α_M	α_T
$\gamma_{9,8}(\text{Pu})$	4,16 (2)		E1				
$\gamma_{1,0}(\text{Pu})$	7,860 (3)	85,5	M1+E2			4200 (300)	5700 (400)
$\gamma_{3,2}(\text{Pu})$	18,430 (4)	0,8	(M1+E2)			6000 (6000)	8000 (6200)
$\gamma_{7,6}(\text{Pu})$	44,663 (5)	12,7 (23)	M1+E2		72 (9)	18 (3)	96 (13)
$\gamma_{2,1}(\text{Pu})$	49,412 (4)	25,4	M1+E2		92 (6)	24,8 (17)	126 (8)
$\gamma_{2,0}(\text{Pu})$	57,273 (4)	13,38	E2		161,1 (23)	45,0 (7)	222 (4)
$\gamma_{8,7}(\text{Pu})$	57,30 (2)	2,368	[M1]		21,5 (3)	5,24 (8)	28,6 (4)
$\gamma_{9,7}(\text{Pu})$	61,460 (2)	0,0222 (19)	E1		0,354 (5)	0,0881 (13)	0,473 (7)
$\gamma_{3,1}(\text{Pu})$	67,841 (7)	20 (5)	E2		71,5 (10)	20,0 (3)	98,5 (14)
$\gamma_{4,3}(\text{Pu})$	88,06 (3)	0,024	M1+E2		9,07 (13)	2,36 (4)	12,26 (18)
$\gamma_{8,6}(\text{Pu})$	101,96 (2)	0,123	E2		10,46 (15)	2,93 (5)	14,42 (21)
$\gamma_{9,6}(\text{Pu})$	106,125 (2)	0,373 (34)	E1(+M2)		0,19 (3)	0,050 (8)	0,26 (4)
$\gamma_{4,2}(\text{Pu})$	106,47 (4)	0,192	E2		8,56 (12)	2,40 (4)	11,80 (17)
$\gamma_{5,3}(\text{Pu})$	117,1 (10)	0,7 (0)	[E2]		5,52 (24)	1,54 (7)	7,6 (4)
$\gamma_{7,4}(\text{Pu})$	166,39 (6)	0,12 (5)	M1	4,91 (7)	0,984 (14)	0,239 (4)	6,22 (9)

	Energy keV	$P_{\gamma+ce}$ $\times 100$	Multipolarity	α_K	α_L	α_M	α_T
$\gamma_{6,3}$ (Pu)	209,753 (2)	13,95 (45)	M1+E2	2,56 (4)	0,511 (8)	0,1241 (18)	3,24 (5)
$\gamma_{6,2}$ (Pu)	228,183 (2)	37,7 (11)	M1+E2	2,02 (3)	0,403 (6)	0,0979 (14)	2,56 (4)
$\gamma_{7,3}$ (Pu)	254,40 (3)	0,314 (29)	M1+E2	1,457 (21)	0,294 (5)	0,0716 (10)	1,85 (3)
$\gamma_{7,2}$ (Pu)	272,87 (9)	0,201 (25)	M1+E2	1,198 (18)	0,241 (4)	0,0588 (9)	1,518 (22)
$\gamma_{6,1}$ (Pu)	277,599 (2)	34,3 (10)	M1+E2	1,142 (16)	0,230 (4)	0,0560 (8)	1,448 (21)
$\gamma_{6,0}$ (Pu)	285,460 (2)	0,910 (25)	E2	0,0843 (12)	0,1190 (17)	0,0326 (5)	0,247 (4)
$\gamma_{8,3}$ (Pu)	311,7 (2)	0,0350 (42)	M1+E2	0,84 (3)	0,168 (4)	0,0408 (8)	1,06 (3)
$\gamma_{9,3}$ (Pu)	315,880 (3)	0,0187 (21)	E1(+M2)	0,0294 (6)	0,00583 (16)	0,00141 (4)	0,0372 (9)
$\gamma_{7,1}$ (Pu)	322,3 (2)	0,0082 (12)	[E2]	0,0679 (10)	0,0745 (11)	0,0203 (3)	0,1699 (24)
$\gamma_{9,2}$ (Pu)	334,310 (3)	0,0248 (21)	E1(+M2)	0,0261 (5)	0,00511 (10)	0,001238 (24)	0,0329 (6)
$\gamma_{22,4}$ (Pu)	392,4 (5)		E1+M2				
$\gamma_{19,3}$ (Pu)	430,0 (3)		E1+M2				
$\gamma_{17,2}$ (Pu)	434,7 (5)		E1+M2				
$\gamma_{19,2}$ (Pu)	447,6 (5)						
$\gamma_{14,1}$ (Pu)	461,9 (5)		E1+M2				
$\gamma_{14,0}$ (Pu)	469,8 (5)		E1				
$\gamma_{17,1}$ (Pu)	484,3 (5)						
$\gamma_{17,0}$ (Pu)	492,3 (5)		E1+M2				
$\gamma_{19,1}$ (Pu)	497,8 (3)		E1+M2				
$\gamma_{22,2}$ (Pu)	499		E1+M2				
$\gamma_{(-1,1)}$ (Pu)	640						
$\gamma_{(-1,2)}$ (Pu)	680						
$\gamma_{(-1,3)}$ (Pu)	720						
$\gamma_{(-1,4)}$ (Pu)	740						
$\gamma_{(-1,5)}$ (Pu)	760						

3 Atomic Data

3.1 Pu

ω_K	:	0,971	(4)
$\bar{\omega}_L$:	0,521	(20)
n_{KL}	:	0,790	(5)

3.1.1 X Radiations

	Energy keV	Relative probability		
X _K	K α_2	99,525	63,17	
	K α_1	103,734	100	
	K β_3	116,244	}	
	K β_1	117,228	}	
	K β_5''	117,918	}	36,7
	K β_2	120,54	}	
	K β_4	120,969	}	12,74
	KO _{2,3}	121,543	}	
	X _L	L ℓ	12,1246	
		L α	14,0834 – 14,2791	
L η		16,334		
L β		16,4987 – 18,5427		
L γ		20,7081 – 21,9844		

3.1.2 Auger Electrons

	Energy keV	Relative probability
Auger K		
KLL	75,263 – 85,357	100
KLX	92,607 – 103,729	60,6
KXY	109,93 – 121,78	9,18
Auger L	6,19 – 22,99	

4 α Emissions

	Energy keV	Probability $\times 100$
$\alpha_{0,27}$	5231 (15)	0,00039
$\alpha_{0,26}$	5268 (3)	0,0015
$\alpha_{0,25}$	5317 (3)	0,001
$\alpha_{0,24}$	5324 (3)	0,003
$\alpha_{0,23}$	5333 (3)	0,003
$\alpha_{0,22}$	5520,1 (11)	0,002
$\alpha_{0,21}$	5533 (3)	0,006
$\alpha_{0,20}$	5538 (3)	0,002
$\alpha_{0,19}$	5569,9 (10)	0,007
$\alpha_{0,18}$	5576 (3)	0,007
$\alpha_{0,17}$	5583,2 (10)	0,009
$\alpha_{0,16}$	5588 (3)	0,02
$\alpha_{0,15}$	5594 (3)	0,01
$\alpha_{0,14}$	5605,1 (11)	$\leq 0,01$
$\alpha_{0,13}$	5613 (3)	0,03
$\alpha_{0,12}$	5624 (5)	0,06
$\alpha_{0,11}$	5640 (3)	0,14
$\alpha_{0,10}$	5647 (3)	0,03
$\alpha_{0,9}$	5682 (1)	0,2
$\alpha_{0,8}$	5686,1 (10)	1,6 (1)
$\alpha_{0,7}$	5742,5 (10)	11,3 (2)
$\alpha_{0,6}$	5786,4 (10)	73,4 (4)
$\alpha_{0,5}$	5877,6 (14)	0,7
$\alpha_{0,4}$	5906,1 (10)	0,1
$\alpha_{0,3}$	5992,7 (10)	5,7 (2)
$\alpha_{0,2}$	6010,8 (10)	1,05 (12)
$\alpha_{0,1}$	6059,4 (10)	4,4 (2)
$\alpha_{0,0}$	6067,2 (10)	1,3 (2)

5 Electron Emissions

		Energy keV	Electrons per 100 disint.
e _{AL}	(Pu)	6,19 - 22,99	49,3 (15)
e _{AK}	(Pu)		1,34 (19)
	KLL	75,263 - 85,357	}
	KLX	92,607 - 103,729	}
	KXY	109,93 - 121,78	}
ec _{1,0} M	(Pu)	1,93 - 4,09	63,0 (45)
ec _{1,0} N	(Pu)	6,30 - 7,44	17,4 (12)
ec _{3,2} M	(Pu)	12,50 - 14,66	0,6 (6)
ec _{3,2} N	(Pu)	16,87 - 18,01	0,16 (16)
ec _{7,6} L	(Pu)	21,559 - 26,606	9,4 (16)
ec _{2,1} L	(Pu)	26,308 - 31,355	18,4 (12)
ec _{2,0} L	(Pu)	34,169 - 39,216	9,67 (14)
ec _{8,7} L	(Pu)	34,2 - 39,2	1,720 (24)
ec _{7,6} M	(Pu)	38,730 - 40,888	2,36 (49)
ec _{7,6} N	(Pu)	43,104 - 44,239	0,66 (12)
ec _{2,1} M	(Pu)	43,479 - 45,637	4,96 (34)
ec _{3,1} L	(Pu)	44,737 - 49,784	14,3 (36)
ec _{2,1} N	(Pu)	47,853 - 48,988	1,36 (10)
ec _{2,0} M	(Pu)	51,340 - 53,498	2,700 (42)
ec _{8,7} M	(Pu)	51,4 - 53,5	0,419 (6)
ec _{8,7} N	(Pu)	55,7 - 56,9	0,1142 (16)
ec _{2,0} N	(Pu)	55,714 - 56,849	0,742 (11)
ec _{3,1} M	(Pu)	61,908 - 64,066	4 (1)
ec _{3,1} N	(Pu)	66,282 - 67,417	1,10 (28)
ec _{4,2} L	(Pu)	83,37 - 88,41	0,1284 (18)
ec _{6,3} K	(Pu)	87,962 (2)	8,42 (29)
ec _{5,3} L	(Pu)	94 - 99	0,442 (19)
ec _{6,2} K	(Pu)	106,392 (2)	21,4 (7)
ec _{5,3} M	(Pu)	111,2 - 113,3	0,123 (6)
ec _{7,3} K	(Pu)	132,61 (3)	0,160 (15)
ec _{6,1} K	(Pu)	155,808 (2)	16,0 (5)
ec _{6,3} L	(Pu)	186,649 - 191,696	1,68 (6)
ec _{6,3} M	(Pu)	203,820 - 205,978	0,408 (14)
ec _{6,2} L	(Pu)	205,079 - 210,126	4,27 (14)
ec _{6,3} N	(Pu)	208,194 - 209,329	0,1112 (38)
ec _{6,2} M	(Pu)	222,250 - 224,408	1,038 (33)
ec _{6,2} N	(Pu)	226,624 - 227,759	0,282 (9)
ec _{6,1} L	(Pu)	254,495 - 259,542	3,22 (11)
ec _{6,1} M	(Pu)	271,666 - 273,824	0,784 (25)
ec _{6,1} N	(Pu)	276,040 - 277,175	0,213 (7)

6 Photon Emissions

6.1 X-Ray Emissions

		Energy keV	Photons per 100 disint.	
XL	(Pu)	12,1246 — 21,9844	52,1 (16)	
XK α_2	(Pu)	99,525	13,34 (28)	} K α
XK α_1	(Pu)	103,734	21,1 (5)	}
XK β_3	(Pu)	116,244	}	
XK β_1	(Pu)	117,228	}	K' β_1
XK β_5''	(Pu)	117,918	}	
XK β_2	(Pu)	120,54	}	
XK β_4	(Pu)	120,969	}	K' β_2
XKO $_{2,3}$	(Pu)	121,543	}	

6.2 Gamma Emissions

	Energy keV	Photons per 100 disint.
$\gamma_{1,0}$ (Pu)	7,861 (2)	0,015
$\gamma_{3,2}$ (Pu)	18,430 (4)	0,0001
$\gamma_{7,6}$ (Pu)	44,663 (5)	0,131 (16)
$\gamma_{2,1}$ (Pu)	49,414 (2)	0,2
$\gamma_{2,0}$ (Pu)	57,273 (4)	0,06
$\gamma_{8,7}$ (Pu)	57,30 (2)	0,08
$\gamma_{9,7}$ (Pu)	61,460 (2)	0,0151 (13)
$\gamma_{3,1}$ (Pu)	67,841 (7)	0,20 (5)
$\gamma_{4,3}$ (Pu)	88,06 (3)	0,0018
$\gamma_{8,6}$ (Pu)	101,96 (2)	0,008
$\gamma_{9,6}$ (Pu)	106,125 (2)	0,296 (25)
$\gamma_{4,2}$ (Pu)	106,47 (4)	0,015
$\gamma_{5,3}$ (Pu)	117,1 (10)	0,08
$\gamma_{7,4}$ (Pu)	166,39 (6)	0,016 (7)
$\gamma_{6,3}$ (Pu)	209,753 (2)	3,29 (10)
$\gamma_{6,2}$ (Pu)	228,183 (2)	10,6 (3)
$\gamma_{7,3}$ (Pu)	254,40 (3)	0,11 (1)
$\gamma_{7,2}$ (Pu)	272,87 (9)	0,08 (1)
$\gamma_{6,1}$ (Pu)	277,599 (2)	14,0 (4)
$\gamma_{6,0}$ (Pu)	285,460 (2)	0,73 (2)
$\gamma_{8,3}$ (Pu)	311,7 (2)	0,017 (2)
$\gamma_{9,3}$ (Pu)	315,880 (3)	0,018 (2)
$\gamma_{7,1}$ (Pu)	322,3 (2)	0,007 (1)
$\gamma_{9,2}$ (Pu)	334,310 (3)	0,024 (2)

7 Main Production Modes

Am – 241(n,γ)Am – 242

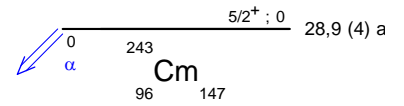
Am – 242(β⁻)Cm – 242

Cm – 242(n,γ)Cm – 243


8 References

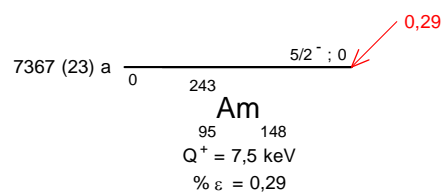
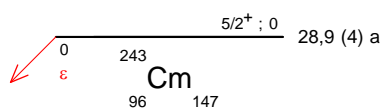
- S.G. THOMPSON, A. GHIORSO, G.T. SEABORG. Phys. Rev. 80 (1950) 781
(Half-life)
- F. ASARO, S.G. THOMPSON, I. PERLMAN. Phys. Rev. 92 (1953) 694
(gamma-ray energies)
- F. ASARO. Thesis, Univ. California (1953); UCRL-2180 (1953)
(Half-life)
- J.F. SCHOOLEY, J. RASMUSSEN. , UCRL-2932 (1955) 63
(alpha-particle and gamma-ray energies)
- J.O. NEWTON, B. ROSE, J. MILSTED. Phil. Mag. 1 (1956) 981
(Gamma-ray energies)
- F. ASARO, S.G. THOMPSON, F.S. STEPHENS, JR., I. PERLMAN. Bull. Am. Phys. Soc. 2, No.8, 393 R1 (1957)
(alpha-particle energies)
- F. ASARO, S.G. THOMPSON, F.S. STEPHENS, JR., I. PERLMAN. Priv. Comm. (1957).Quoted by 1964Hy02 (1964)
(1957)
(alpha-particle energies and emission probabilities)
- G.R. CHOPPIN, AND S.G. THOMPSON. J. Inorg. Nucl. Chem. 7 (1958) 197
(Total and EC decay half-life, alpha-particle energies and emission probabilities)
- G.T. EWAN, J.S. GEIGER, R.L. GRAHAM, D.R. MACKENZIE. Phys. Rev. 116 (1959) 950
(Conversion electron intensities and ICC)
- R.B. IVANOV, A.S.KRIVOKHATSKII, V.G. NEDOVESOV. Izvest.Akad.Nauk SSSR, Ser.Fiz. 26 (1962) 976
(alpha-particle energies)
- C.M. LEDERER. Thesis, Univ. California (1963); UCRL-11028 (1963)
(alpha-particle energies)
- B.S. DZHELEPOV, R.B. IVANOV, V.G. NEDOVESOV, V.P. CHECHEV. Zh. Eksperim. i Teor. Fiz. 45 (1963) 1360
(Alpha-particle energies and emission probabilities)
- I.A. BARANOV, A.S. KRIVOKHATSKII, A.N. SILANTEV. Izv. Akad. Nauk SSSR, Ser. Fiz. 28 (1964) 1255
(Gamma-ray energies)
- E.K. HYDE, I. PERLMAN, G.T. SEABORG. The Nuclear Properties of the Heavy Elements, Vol. II, Prentice-Hall, Inc., Englewood Cliffs, N.J. (1964)
(Alpha-particle energies)
- B.P.K. MAIER. Z. Physik 184 (1965) 143
(Gamma-ray energies)
- S.A. BARANOV, Y.F. RODIONOV, V.M. KULAKOV, V.M. SHATINSKII. Yadern.Fiz. 4 (1966) 1108
(Alpha-particle energies and emission probabilities)
- J. BYRNE, R.J.D. BEATTIE, S. BENDA, I. COLLINGWOOD. J. Phys. B3 (1970) 1166
(Alpha-particle energies)
- S.A. BARANOV, V.M. SHATINSKII, V.M. KULAKOV. Yad. Fiz. 14 (1971) 1101
(Alpha-particle energies)
- F.T. PORTER, I. AHMAD, M.S. FREEDMAN, R.F. BARNES, R.K. SJOBLUM, F. WAGNER, JR., P.R. FIELDS. Phys. Rev. C5 (1972) 1738
(Gamma-ray energies)
- I. AHMAD, M. WAHLGREN. Nucl. Instrum. Methods 99 (1972) 333
(KX-ray and gamma ray emission probabilities)
- K.S. KRANE, C.E. OLSEN, W.A. STEYERT. Phys. Rev. C5 (1972) 1671
(E2/M1 mixing ratios)
- I. AHMAD, H. DIAMOND, J. MILSTED, J. LERNER, R.K. SJOBLUM. Nucl. Phys.(Quoted in 2009KoZV) A208 (1973)
287
(Alpha-transition probabilities)
- S.A. BARANOV, A.G. ZELENKOV, V.M. KULAKOV. Proc. Advisory Group Meeting on Transactinium Nucl. Data, Karlsruhe, Vol. III, p.249 (1976); IAEA-186 (1976)
(alpha-particle energies)

- V.I. VAKATOV, H. SODAN, R. KALPAKCHIEVA, Y.T. OGANESYAN, Y.E. PENIONZHKEVICH, V.N. POLYANSKII, L.P. CHELNOKOV. JINR-P7-10123 (1977)
(alpha-particle energies)
- H.G. BORNER, G. BARREAU, W.F. DAVIDSON, P. JEUCH, T. VON EGIDY, J. ALMEIDA, D.H. WHITE. Nucl. Instrum. Methods 166 (1979) 251
(Gamma-ray energies)
- I. AHMAD. Nucl. Instrum. Methods 193 (1982) 9
(Gamma-ray energies)
- G.A. TIMOFEEV, V.V. KALYGIN, AND P.A. PRIVALOVA. Atom. Energiya 60 (1986) 286
(Half-life)
- V.N. POLYNOV, A.A. DRUZHININ, A.M. KOROCHKIN, E.A. NIKITIN, V.A. BOCHKAREV, V.N. VYACHIN, V.G. LAPIN, AND M.YU. MAKSIMOV. Atom. Energiya 62 (1987) 277
(SF half-life)
- E. SIMECKOVA, P. CIZEK, M. FINGER, J. JOHN, P. MALINSKY, V.N. PAVLOV. Hyperfine Interactions 59 (1990) 185
(E2/M1 mixing ratios)
- A. RYTZ. At. Data Nucl. Data Tables 47 (1991) 205
(alpha-particle energies)
- G. AUDI, A.H. WAPSTRA, AND C. THIBAUT. Nucl. Phys. A729 (2003) 337
(Q value)
- E. BROWNE. Nucl. Data Sheets 98 (2003) 665
(²⁴³Cm alpha decay scheme and alpha decay data evaluation)
- Y.A. AKOVALI. Nucl. Data Sheets 103 (2004) 515
(²⁴³Cm EC decay scheme and EC decay data evaluation)
- A. TRKOV, G.L. MOLNAR, ZS. REVAY, S.F. MUGHABGHAB, R.B. FIRESTONE, V.G. PRONYAEV, A.L. NICHOLS, M.C. MOXON. Nucl. Sci. Eng. 150 (2005) 336
(²³⁹Pu gamma-ray emission probabilities in decay of ²³⁹Np)
- V.P. CHECHEV, N.K. KUZMENKO. In: Monographie BIPM-5, Vol.4. Sevres: Bureau International des Poids et Mesures (2008)
(Pu-239 gamma-ray intensities from Np-239 decay)
- T. KIBÉDI, T.W. BURROWS, M.B. TRZHASKOVSKAYA, P.M. DAVIDSON, C.W. NESTOR JR. Nucl. Instrum. Methods Phys. Res. A589 (2008) 202
(Band-Raman ICC for gamma-ray transitions)
- F.G. KONDEV, I. AHMAD, M.P. CARPENTER, C.J. CHIARA, J.P. GREENE, R.V.F. JANSSENS, M.A. KELLETT, T.L. KHOO, T. LAURITSEN, C.J. LISTER, E.F. MOORE, A.L. NICHOLS, D. SEWERYNIAK, S. ZHU. Proc. 13th Intern. Symp. Capture Gamma-Ray Spectr. and Related Top., Cologne, Germany, 25-29 Aug.2008, J. Jolie, A. Zilges, N. Warr, A. Blazhev, Eds (2009) 199
(Alpha-transition probabilities)



γ Emission intensities per 100 disintegrations







1 Decay Scheme

Cm-244 decays 100% by alpha transitions to Pu-240 and by spontaneous fission with branching fraction of 1.36 (1) E-4 %.

Le curium 244 se désintègre par émission alpha et par fission spontanée dans une dans une proportion de 1,36 (1) E-4 %. Le nombre moyen de neutrons émis par fission spontanée est de 2,731 (20). Le nombre de neutrons émis pour 100 désintégrations de Cm-244 est : 3,71 (5) E-4%.

2 Nuclear Data

$T_{1/2}(^{244}\text{Cm})$:	18,11	(3)	a
$T_{1/2}(^{240}\text{Pu})$:	6561	(7)	a
$Q^\alpha(^{244}\text{Cm})$:	5901,74	(5)	keV

2.1 α Transitions

	Energy keV	Probability $\times 100$	F
$\alpha_{0,9}$	4963,68 (8)	0,0000047 (11)	33
$\alpha_{0,8}$	5001,42 (7)	0,000050 (5)	5,6
$\alpha_{0,7}$	5041,03 (9)	0,000149 (16)	3,5
$\alpha_{0,6}$	5252,89 (7)	0,0000042 (30)	3100
$\alpha_{0,5}$	5304,40 (7)	0,000055 (9)	500
$\alpha_{0,4}$	5362,2	0,00004	
$\alpha_{0,3}$	5607,42 (6)	0,00352 (18)	512
$\alpha_{0,2}$	5760,05 (5)	0,0204 (15)	636
$\alpha_{0,1}$	5858,92 (5)	23,3 (4)	1,94
$\alpha_{0,0}$	5901,74 (5)	76,7 (4)	1

2.2 Gamma Transitions and Internal Conversion Coefficients

	Energy keV	$P_{\gamma+ce}$ $\times 100$	Multipolarity	α_K	α_L	α_M	α_T
$\gamma_{1,0}$ (Pu)	42,824 (8)	23,4 (8)	E2		658 (13)	183 (4)	905 (18)
$\gamma_{2,1}$ (Pu)	98,860 (13)	0,0239 (16)	E2		12,08 (24)	3,38 (7)	16,6 (3)
$\gamma_{3,2}$ (Pu)	152,63 (2)	0,00355 (18)	(E2)	0,196 (4)	1,66 (3)	0,465 (9)	2,48 (5)
$\gamma_{4,3}$ (Pu)	202,4	0,00004	(E2)	0,148 (3)	0,487 (10)	0,135 (3)	0,817 (16)
$\gamma_{8,6}$ (Pu)	251,47 (6)	0,0000121 (24)	(E1)	0,048 (1)	0,00983 (20)	0,00239 (5)	0,0606 (12)
$\gamma_{7,5}$ (Pu)	263,37 (8)	0,000065 (9)	(E1)	0,0433 (9)	0,00881 (18)	0,00214 (4)	0,0547 (11)
$\gamma_{9,6}$ (Pu)	289,21 (7)	0,0000048 (48)	E2+M3	3 (4)	2,4 (23)	0,7 (7)	7 (7)
$\gamma_{8,5}$ (Pu)	302,98 (6)	0,0000198 (31)	(E1)	0,0320 (7)	0,00637 (13)	0,00154 (3)	0,0405 (8)
$\gamma_{9,5}$ (Pu)	340,72 (7)	0,0000018 (9)					
$\gamma_{6,2}$ (Pu)	507,16 (5)	0,0000088 (28)	(E1)	0,01126 (23)	0,00208 (4)	0,00050 (1)	0,01401 (29)
$\gamma_{5,1}$ (Pu)	554,52 (4)	0,000088 (11)	(E1)	0,00949 (19)	0,00174 (4)	0,000417 (9)	0,01179 (24)
$\gamma_{5,0}$ (Pu)	597,34 (4)	0,000054 (7)	(E1)	0,00826 (17)	0,00150 (3)	0,000359 (7)	0,01024 (21)
$\gamma_{6,1}$ (Pu)	606,03 (4)	0,0000081 (14)					
$\gamma_{8,2}$ (Pu)	758,63 (5)	0,0000141 (19)	(E2)	0,0148 (3)	0,00473 (9)	0,001211 (24)	0,0212 (4)
$\gamma_{7,1}$ (Pu)	817,89 (7)	0,000069 (9)	(E2)	0,0130 (3)	0,00389 (8)	0,000989 (20)	0,0182 (4)
$\gamma_{8,1}$ (Pu)	857,50 (4)	0,0000057 (8)					
$\gamma_{7,0}$ (Pu)	860,71 (7)	0,0000082 (20)	(E0)				
$\gamma_{9,1}$ (Pu)	895,24 (6)	0,0000019 (7)	E1+M2	0,06 (6)	0,013 (13)	0,003 (3)	0,07 (7)
$\gamma_{8,0}$ (Pu)	900,32 (4)	0,0000013 (6)					
$\gamma_{9,0}$ (Pu)	938,06 (6)	0,0000004 (4)					

3 Atomic Data

3.1

ω_K	:	0,971	(4)
$\bar{\omega}_L$:	0,521	(20)
$\bar{\omega}_M$:	0,0555	(5)
n_{KL}	:	0,790	(5)

3.1.1 X Radiations

	Energy keV	Relative probability
X_K		
$K\alpha_2$	99,525	63,17
$K\alpha_1$	103,734	100
$K\beta_3$	116,244	}
$K\beta_1$	117,228	}
$K\beta_5''$	117,918	}
		36,36
$K\beta_2$	120,54	}
$K\beta_4$	120,969	}
$KO_{2,3}$	121,543	}
		12,61

	Energy keV	Relative probability
X_L		
$L\ell$	12,125	
$L\alpha$	14,083 – 14,279	
$L\eta$	16,334	
$L\beta$	16,499 – 19,331	
$L\gamma$	20,708 – 21,984	

3.1.2 Auger Electrons

	Energy keV	Relative probability
Auger K		
KLL	75,263 – 85,357	100
KLX	92,607 – 103,729	60,6
KXY	109,93 – 121,78	9,18
Auger L	6,1 – 22,9	

4 α Emissions

	Energy keV	Probability $\times 100$
$\alpha_{0,9}$	4882,12 (8)	0,0000047 (11)
$\alpha_{0,8}$	4919,24 (7)	0,000050 (5)
$\alpha_{0,7}$	4958,20 (9)	0,000149 (16)
$\alpha_{0,6}$	5166,58 (7)	0,0000042 (30)
$\alpha_{0,5}$	5217,24 (7)	0,000055 (9)
$\alpha_{0,4}$	5315,3	0,00004
$\alpha_{0,3}$	5515,29 (6)	0,00352 (18)
$\alpha_{0,2}$	5665,41 (5)	0,0204 (15)
$\alpha_{0,1}$	5762,65 (5)	23,3 (4)
$\alpha_{0,0}$	5804,77 (5)	76,7 (4)

5 Electron Emissions

		Energy keV	Electrons per 100 disint.
e _{AL}	(Pu)	6,1 - 22,9	8,09 (20)
e _{AK}	(Pu)		0,0000061 (9)
	KLL	75,263 - 85,357	}
	KLX	92,607 - 103,729	}
	KXY	109,93 - 121,78	}
ec _{1,0 L}	(Pu)	19,720 - 24,767	16,9 (6)
ec _{1,0 M}	(Pu)	36,891 - 39,049	4,72 (16)
ec _{2,1 L}	(Pu)	75,76 - 80,80	0,0164 (11)
ec _{2,1 M}	(Pu)	92,92 - 95,05	0,00468 (32)
ec _{3,2 K}	(Pu)	30,82 (2)	0,00019 (1)
ec _{3,2 L}	(Pu)	129,52 - 134,57	0,00169 (9)
ec _{3,2 M}	(Pu)	146,69 - 148,85	0,000470 (25)

6 Photon Emissions

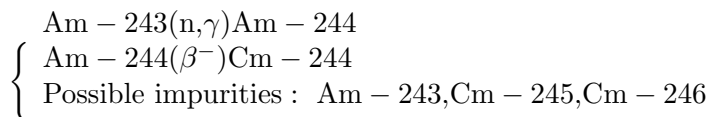
6.1 X-Ray Emissions

		Energy keV	Photons per 100 disint.
XL	(Pu)	12,125 — 21,984	8,92 (23)
XK α_2	(Pu)	99,525	0,000061 (4) } K α
XK α_1	(Pu)	103,734	0,000097 (5) }
XK β_3	(Pu)	116,244	}
XK β_1	(Pu)	117,228	}
XK β_5''	(Pu)	117,918	}
XK β_2	(Pu)	120,54	}
XK β_4	(Pu)	120,969	}
XK β_2	(Pu)	121,543	}
XK β_2	(Pu)		0,0000123 (7) K' β_2

6.2 Gamma Emissions

	Energy keV	Photons per 100 disint.
$\gamma_{1,0}(\text{Pu})$	42,824 (8)	0,0258 (7)
$\gamma_{2,1}(\text{Pu})$	98,860 (13)	0,00136 (9)
$\gamma_{3,2}(\text{Pu})$	152,63 (2)	0,00102 (5)
$\gamma_{4,3}(\text{Pu})$	202,4	0,000022
$\gamma_{8,6}(\text{Pu})$	251,47 (6)	0,0000114 (23)
$\gamma_{7,5}(\text{Pu})$	263,37 (8)	0,000062 (9)
$\gamma_{9,6}(\text{Pu})$	289,21 (7)	0,0000006 (3)
$\gamma_{8,5}(\text{Pu})$	302,98 (6)	0,000019 (3)
$\gamma_{9,5}(\text{Pu})$	340,72 (7)	0,0000018 (9)
$\gamma_{6,2}(\text{Pu})$	507,16 (5)	0,0000087 (28)
$\gamma_{5,1}(\text{Pu})$	554,52 (4)	0,000087 (11)
$\gamma_{5,0}(\text{Pu})$	597,34 (4)	0,000053 (7)
$\gamma_{6,1}(\text{Pu})$	606,03 (4)	0,0000081 (14)
$\gamma_{8,2}(\text{Pu})$	758,63 (5)	0,0000138 (19)
$\gamma_{7,1}(\text{Pu})$	817,89 (7)	0,000068 (9)
$\gamma_{8,1}(\text{Pu})$	857,50 (4)	0,0000057 (8)
$\gamma_{7,0}(\text{Pu})$	860,71 (7)	0,0000082 (20)
$\gamma_{9,1}(\text{Pu})$	895,24 (6)	0,0000018 (6)
$\gamma_{8,0}(\text{Pu})$	900,32 (4)	0,0000013 (6)
$\gamma_{9,0}(\text{Pu})$	938,06 (6)	0,0000004 (4)

7 Main Production Modes

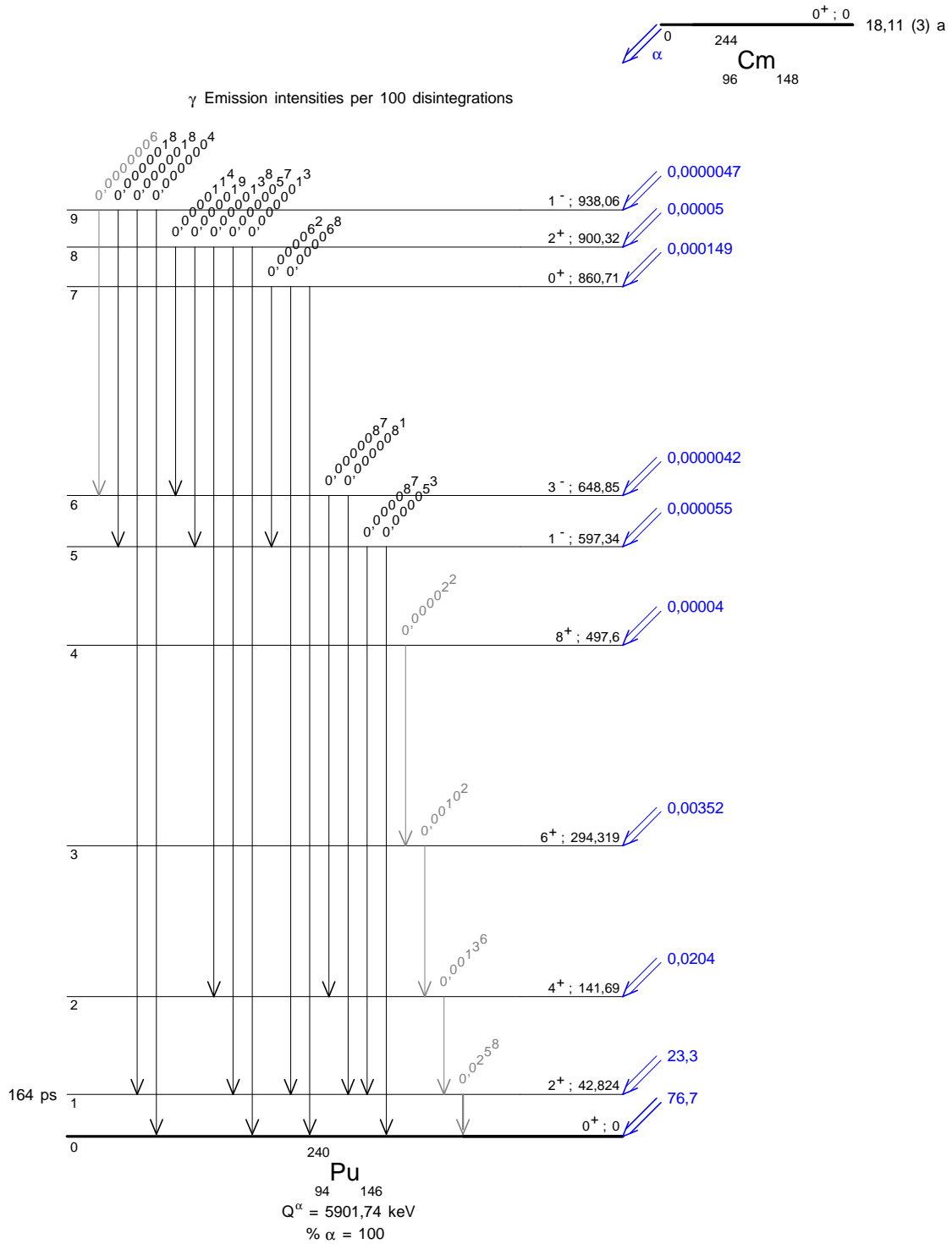


8 References

- A. GHIORSO, G.H. HIGGINS, A.E. LARSH, G.T. SEABORG, S.G. THOMPSON. Phys. Rev. 87 (1952) 163 (SF half-life)
- A.M. FRIEDMAN, A.L. HARKNESS, P.R. FIELDS, M.H. STUDIER, J.R. HUIZENGA. Phys. Rev. 95 (1954) 1501 (Half-life)
- C.M. STEVENS, M.H. STUDIER, P.R. FIELDS, J.F. MECH, P.A. SELLERS, A.M. FRIEDMAN, H. DIAMOND, J.R. HUIZENGA. Phys. Rev. 94 (1954) 974 (Half-life)
- J.P. HUMMEL. Thesis, Univ. California (1956), UCRL-3456 (1956) (alpha-transition probabilities)
- W.G. SMITH, J.M. HOLLANDER. Phys.Rev. 101 (1956) 746 (Conversion electron measurements, gamma ray multipolarities)
- F. ASARO, I. PERLMAN. Priv. Comm. (1960) (1960) (alpha-transition probabilities, alpha-emission energies)
- W.T. CARNALL, S. FRIED, A.L. HARKNESS. J. Inorg. Nuclear Chem., 17 (1961) 12 (Half-life)

- S. BJORNHOLM, C.M. LEDERER, F. ASARO, I. PERLMAN. Phys.Rev. 130 (1963) 2000
(E0 gamma and alpha transition probabilities)
- B.S. DZHELEPOV, R.B. IVANOV, V.G. NEDOVESOV, V.P. CHECHEV. Soviet Phys. JETP 18 (1964) 937
(alpha-transition probabilities, alpha-emission energies)
- L.Z. MALKIN, I.D. ALKHAZOV, A.S. KRIVOKHATSKII, K.A. PETRZHAK, L.M. BELOV. Soviet J. At. Energy 16 (1964) 170
(SF half-life)
- D. METTA, H. DIAMOND, R.F. BARNES, J. MILSTED, J. GRAY JR, D.J. HENDERSON, C.M. STEVENS. J. Inorg. Nucl. Chem. 27 (1965) 33
(SF half-life)
- J.A. BEARDEN. Rev. Mod. Phys. 39 (1967) 78
(X-ray energies)
- S.A. BARANOV, Y.F. RODIONOV, V.M. KULAKOV, V.M. SHATINSKII. Soviet J. Nucl. Phys. 4 (1967) 798
(alpha-transition probabilities, alpha-emission energies)
- C.M. LEDERER. Priv. Comm., 1967, quoted in 1978LeZA (1967)
(Gamma ray energies and probabilities)
- R.J. ARMANI, R. GOLD. Proc.Symp Stand.of Radionucl.,Vienna, 1966, IAEA, Vienna,1967 (1967) 621
(SF half-life)
- W.C. BENTLEY. J. Inorg. Nucl. Chem. 30 (1968) 2007
(Half-life)
- C.L. DUKE, W.L. TALBERT JR. Phys.Rev. 173 (1968) 1125
(Conversion electron measurements, gamma ray multipolarities)
- M.R. SCHMORAK ET AL.. Int. Conf. Radioactivity in Nucl. Spectroscopy Tech. and Appl., Nashville, p. 22. Priv. Comm. (1969) quoted in M. R. Schmorak, Nucl. Data Sheets B4, 661 (1970) (1969) 22
(Gamma-ray energies and probabilities)
- D.M. BARTON, P.G. KOONTZ. J. Inorg. Nucl. Chem. 32 (1970) 769
(SF half-life)
- M.R. SCHMORAK. Nucl. Data Sheets B4 (1970) 661
(Gamma-ray energies and probabilities)
- B. GRENNBERG, A. RYTZ. Metrologia 7 (1971) 65
(Alpha-particle energies)
- H.J. SPECHT, J. WEBER, E. KONECNY, AND D. HEUNEMANN. Phys. Lett. 41B (1972) 43
(Level energies)
- I. AHMAD, R.F. BARNES, R.K. SJOBLUM, P.R. FIELDS. J. Inorg. Nucl. Chem. 34 (1972) 3335
(Gamma ray energies)
- J.D. HASTINGS, W.W. STROHM. J. Inorg. Nucl. Chem. 34 (1972) 3597
(SF half-life)
- W.J. KERRIGAN, R.S. DORSETT. J. Inorg. Nucl. Chem. 34 (1972) 3603
(Half-life)
- M. SCHMORAK, C.E. BEMIS, JR., M.J. ZENDER, N.B. GOVE, P.F. DITTNER. Nucl.Phys. A178 (1972) 410
(Gamma ray energies and probabilities)
- C.M. LEDERER, V.S. SHIRLEY, E. BROWNE, J.M. DAIRIKI, R.E. DOEBLER, A.A. SHIHAB-ELDIN, L.J. JARDINE, J.K. TULI, A.B. BUYRN. Table of Isotopes, 7th Ed. J.Wiley & Sons, N.-Y., 1978 (1978)
(Gamma ray energies and probabilities)
- J.K. DICKENS, J.W. MCCONNELL. Phys. Rev. C22 (1980) 1344
(Experimental X-ray energies)
- H.-C. HSEUH,, E.-M. FRANZ, P.E. HAUSTEIN, S. KATEOFF, L.K. PEKER. Phys. Rev. C23 (1981) 1217
(Gamma ray energies and probabilities)
- G. BARREAU, H.G. BORNER, T. VON EGIDY, R.W. HOFF. Z. Phys. A308 (1982) 209
(Experimental X-ray energies)
- V.G. POLYUKHOV, G.A. TIMOFEEV, V.V. KALYGIN, P.A. PRIVALOVA. Sov. Radiochem. 24 (1982) 408
(Half-life)
- P.A. BURNS, P.N. JOHNSTON, AND J.R. MORONEY. Priv. Comm. (1984), quoted in 1986LoZT (1984) 147
(alpha-transition probabilities)
- J. PEARCEY, S.A. WOODS, P. CHRISTMAS. Nucl. Instrum. Methods Phys. Res. A286 (1990) 563
(Conversion electron measurements, gamma ray multipolarities)
- YU.S. POPOV, I.B. MAKAROV, D.KH. SRUROV, E.A. ERIN. Cov. J. Radiochemistry 32 (1990) 425
(Experimental relative LX-ray emission probabilities)
- A. RYTZ. At. Data Nucl. Data Tables. 47 (1991) 205
(Alpha-emission energies)

- E.A. FROLOV. Appl. Rad. Isotopes 43 (1992) 211
(Alpha-emission energies)
- A.K. PANDEY, R.C. SHARMA, P.C. KALSI, R.H. IYER. Nucl. Instrum. Methods Phys. Res. B82 (1993) 151
(SF half-life)
- P.N. JOHNSTON, P.A. BURNS. Nucl. Instrum. Methods Phys. Res. A361 (1995) 229
(LX-ray emission probabilities)
- C.C. BUENO, J.A.C. GONCALVES, M. DAMY DE S.SANTOS. Nucl. Instrum. Methods Phys. Res. A371 (1996) 460
(Alpha-transition probabilities)
- E. SCHÖNFELD, H. JANSSEN. Nucl. Instrum. Methods Phys. Res. A369 (1996) 527
(Atomic data)
- A.M. SANCHEZ, P.R. MONTERO, F.V. TOME. Nucl. Instrum. Methods Phys. Res. A369 (1996) 593
(Alpha-transition probabilities)
- J. KASAGI, H. YAMAZAKI, N. KASAJIMA, T. OHTSUKI, H. YUKI. J. Phys.(London) G23 (1997) 1451
(Alpha-transition probabilities)
- E. GARCIA-TORANO. Appl. Rad. Isotopes 49 (1998) 1325
(Alpha-transition probabilities, alpha-emission energies)
- J. YANG, J. NI. Nucl. Instrum. Methods Phys. Res. A413 (1998) 239
(Alpha-transition probabilities)
- E. SCHÖNFELD, G. RODLOFF. PTB-6.11-1999-1999-1, Braunschweig, February 1999 (1999)
(KX-energies and relative emission probabilities)
- N.E. HOLDEN, D.C. HOFFMAN. Pure Appl. Chem. 72 (2000) 1525
(Spontaneous fission half-life)
- E. SCHÖNFELD, H. JANZEN. Appl. Rad. Isot. 52 (2000) 595
(X-ray and Auger electron emission probabilities, EMISSION code)
- F. DAYRAS. Nucl. Instrum. Methods Phys. Res. A490 (2002) 492
(Alpha-transition probabilities)
- G. AUDI, A.H. WAPSTRA, C. THIBAULT. Nucl. Phys. A729 (2003) 337
(Q value)
- F.E. CHUKREEV, BALRAJ SINGH. Nuclear Data Sheets 103 (2004) 325
(Decay scheme, ^{240}Pu level energies, gamma ray multipolarities and probabilities)
- V.P. CHECHEV. Phys. Atomic Nuclei 69 (2006) 1188
(^{244}Cm decay data evaluation-2005)
- T. KIBEDI, T.W. BURROWS, M.B. TRZHASKOVSKAYA, P.M. DAVIDSON, AND C.W. NESTOR, JR.. Instrum. Methods Phys. Res. A589 (2008) 202
(Theoretical ICC)





1 Decay Scheme

Cm-245 decays 100% by alpha transitions to Pu-241.

Le curium 245 se désintègre à 100 % par émissions alpha vers le plutonium 241.

2 Nuclear Data

$T_{1/2}(^{245}\text{Cm})$:	8250	(70)	a
$T_{1/2}(^{241}\text{Pu})$:	14,33	(4)	a
$Q^\alpha(^{245}\text{Cm})$:	5622,3	(5)	keV

2.1 α Transitions

	Energy keV	Probability $\times 100$	F
$\alpha_{0,8}$	5237 (3)	$\leq 0,005$	1000
$\alpha_{0,7}$	5321,4 (12)	0,32	51
$\alpha_{0,6}$	5391,7 (12)	5,0 (1)	8,7
$\alpha_{0,5}$	5450,9 (12)	93,2 (5)	1,03
$\alpha_{0,4}$	5460,6 (5)	0,0210 (9)	5520
$\alpha_{0,3}$	5461,0 (5)	0,39 (22)	300
$\alpha_{0,2}$	5526,4 (5)	0,04	7130
$\alpha_{0,1}$	5579,7 (5)	0,83	768
$\alpha_{0,0}$	5622,3 (5)	0,58	1770

2.2 Gamma Transitions and Internal Conversion Coefficients

	Energy keV	$P_{\gamma+ce}$ $\times 100$	Multipolarity	α_K	α_L	α_M	α_T
$\gamma_{1,0}(\text{Pu})$	41,972 (1)	38,2 (22)	M1+E2		76,2 (15)	19,4 (4)	102,4 (20)
$\gamma_{2,1}(\text{Pu})$	53,807 (1)	3,34 (20)	M1+E2		33,3 (8)	8,42 (21)	44,7 (11)
$\gamma_{6,5}(\text{Pu})$	56,89 (3)	3,16 (17)	M1+E2		64 (5)	17,3 (14)	87 (7)
$\gamma_{3,2}(\text{Pu})$	65,535 (3)	0,45 (22)	M1+E2		18 (9)	4,5 (24)	24 (12)
$\gamma_{7,6}(\text{Pu})$	69,237 (18)	0,20 (4)	M1(+E2)		21 (10)	5 (3)	28 (14)
$\gamma_{5,2}(\text{Pu})$	79,2728 (18)	2,8 (7)	M1+E2		16 (5)	4,3 (12)	22 (6)
$\gamma_{2,0}(\text{Pu})$	95,7795 (12)	0,221 (47)	E2		14,0 (2)	3,92 (6)	19,3 (3)
$\gamma_{7,5}(\text{Pu})$	126,09 (4)	0,046 (13)	[E2]	0,1705 (24)	3,94 (6)	1,101 (16)	5,59 (8)
$\gamma_{5,1}(\text{Pu})$	133,081 (2)	34,7 (10)	M1+E2	8,80 (13)	1,92 (3)	0,473 (7)	11,36 (17)
$\gamma_{6,2}(\text{Pu})$	136,156 (9)	1,13 (12)	M1+E2	6,2 (12)	2,04 (15)	0,52 (5)	9 (1)
$\gamma_{7,3}(\text{Pu})$	139,858 (16)	0,064 (33)	[M1,E2]	4 (4)	2,0 (5)	0,54 (15)	7 (4)
$\gamma_{4,0}(\text{Pu})$	161,685 (1)	0,210 (9)	E2	0,190 (3)	1,289 (18)	0,360 (5)	1,96 (3)
$\gamma_{5,0}(\text{Pu})$	175,0524 (14)	61,0 (16)	M1+E2	4,07 (7)	0,855 (12)	0,209 (3)	5,21 (8)
$\gamma_{6,1}(\text{Pu})$	189,965 (10)	0,889 (42)	M1+E2	2,46 (15)	0,665 (10)	0,1680 (25)	3,36 (16)
$\gamma_{7,2}(\text{Pu})$	205,393 (16)	0,028 (13)	[M1,E2]	1,4 (13)	0,50 (5)	0,129 (3)	2,1 (14)
$\gamma_{6,0}(\text{Pu})$	231,935 (9)	0,0175 (27)	[E2]	0,1200 (17)	0,275 (4)	0,0760 (11)	0,498 (7)
$\gamma_{(-1,1)}(\text{Pu})$	388,16 (5)	0,019 (1)					

3 Atomic Data

3.1 Pu

ω_K	:	0,971	(4)
$\bar{\omega}_L$:	0,521	(20)
n_{KL}	:	0,790	(5)

3.1.1 X Radiations

	Energy keV	Relative probability
X_K		
$K\alpha_2$	99,525	63,17
$K\alpha_1$	103,734	100
$K\beta_3$	116,244	}
$K\beta_1$	117,228	}
$K\beta_5''$	117,918	}
		36,70
$K\beta_2$	120,54	}
$K\beta_4$	120,969	}
$KO_{2,3}$	121,543	}
X_L		
$L\ell$	12,1246	
$L\alpha$	14,0834 – 14,2791	
$L\eta$	16,334	
$L\beta$	16,4987 – 19,331	
$L\gamma$	20,7081 – 21,9844	

3.1.2 Auger Electrons

	Energy keV	Relative probability
Auger K		
KLL	75,263 – 85,357	100
KLX	92,607 – 103,729	60,6
KXY	109,93 – 121,78	9,18
Auger L	6,19 – 22,99	

4 α Emissions

	Energy keV	Probability × 100
$\alpha_{0,8}$	5152 (3)	≤0,005
$\alpha_{0,7}$	5234,4 (12)	0,32
$\alpha_{0,6}$	5303,6 (12)	5,0 (1)
$\alpha_{0,5}$	5361,8 (12)	93,2 (5)
$\alpha_{0,4}$	5371,4 (5)	0,0210 (9)
$\alpha_{0,3}$	5371,7 (5)	0,39 (22)
$\alpha_{0,2}$	5436,1 (5)	0,04
$\alpha_{0,1}$	5488,5 (5)	0,83
$\alpha_{0,0}$	5530,4 (4)	0,58

5 Electron Emissions

		Energy keV	Electrons per 100 disint.
eAL	(Pu)	6,19 - 22,99	50,1 (13)
eAK	(Pu)		1,91 (27)
	KLL	75,263 - 85,357	}
	KLX	92,607 - 103,729	}
	KXY	109,93 - 121,78	}
ec _{5,1} K	(Pu)	11,290 (2)	24,7 (7)
ec _{6,2} K	(Pu)	14,365 (9)	0,70 (14)
ec _{1,0} L	(Pu)	18,868 - 23,915	28,1 (16)
ec _{2,1} L	(Pu)	30,703 - 35,750	2,43 (15)
ec _{6,5} L	(Pu)	33,79 - 38,83	2,30 (22)
ec _{1,0} M	(Pu)	36,039 - 38,197	7,16 (42)
ec _{1,0} N	(Pu)	40,413 - 41,548	1,96 (11)
ec _{3,2} L	(Pu)	42,431 - 47,478	0,32 (17)
ec _{7,6} L	(Pu)	46,133 - 51,180	0,15 (9)
ec _{2,1} M	(Pu)	47,874 - 50,032	0,615 (37)
ec _{6,5} M	(Pu)	50,96 - 53,12	0,62 (6)
ec _{2,1} N	(Pu)	52,248 - 53,383	0,168 (10)
ec _{5,0} K	(Pu)	53,2613 (14)	40,0 (11)
ec _{6,5} N	(Pu)	55,33 - 56,47	0,169 (17)
ec _{5,2} L	(Pu)	56,169 - 61,216	1,9 (6)
ec _{6,1} K	(Pu)	68,17 (1)	0,502 (34)
ec _{2,0} L	(Pu)	72,676 - 77,722	0,153 (32)
ec _{5,2} M	(Pu)	73,340 - 75,498	0,52 (15)
ec _{5,2} N	(Pu)	77,714 - 78,849	0,144 (49)

		Energy keV	Electrons per 100 disint.
ec _{5,1} L	(Pu)	109,977 - 115,024	5,40 (16)
ec _{6,2} L	(Pu)	113,052 - 118,099	0,231 (19)
ec _{5,1} M	(Pu)	127,148 - 129,306	1,329 (39)
ec _{5,1} N	(Pu)	131,522 - 132,657	0,362 (10)
ec _{5,0} L	(Pu)	151,948 - 156,995	8,40 (22)
ec _{6,1} L	(Pu)	166,861 - 171,908	0,1357 (45)
ec _{5,0} M	(Pu)	169,119 - 171,277	2,05 (5)
ec _{5,0} N	(Pu)	173,493 - 174,628	0,560 (15)

6 Photon Emissions

6.1 X-Ray Emissions

		Energy keV	Photons per 100 disint.	
XL	(Pu)	12,1246 — 21,9844	51,7 (10)	
XK α_2	(Pu)	99,525	19,0 (5)	} K α
XK α_1	(Pu)	103,734	30,1 (7)	}
XK β_3	(Pu)	116,244	}	
XK β_1	(Pu)	117,228	}	K' β_1
XK β_5''	(Pu)	117,918	}	
XK β_2	(Pu)	120,54	}	
XK β_4	(Pu)	120,969	}	K' β_2
XKO _{2,3}	(Pu)	121,543	}	

6.2 Gamma Emissions

	Energy keV	Photons per 100 disint.
$\gamma_{1,0}$ (Pu)	41,972 (1)	0,369 (20)
$\gamma_{2,1}$ (Pu)	53,807 (1)	0,073 (4)
$\gamma_{6,5}$ (Pu)	56,89 (3)	0,0359 (21)
$\gamma_{3,2}$ (Pu)	65,535 (3)	0,018 (2)
$\gamma_{7,6}$ (Pu)	69,237 (18)	0,007 (3)
$\gamma_{5,2}$ (Pu)	79,2728 (18)	0,120 (7)
$\gamma_{2,0}$ (Pu)	95,7795 (12)	0,0109 (23)
$\gamma_{7,5}$ (Pu)	126,09 (4)	0,007 (2)
$\gamma_{5,1}$ (Pu)	133,081 (2)	2,81 (7)

	Energy keV	Photons per 100 disint.
$\gamma_{6,2}(\text{Pu})$	136,156 (9)	0,113 (4)
$\gamma_{7,3}(\text{Pu})$	139,858 (16)	0,008 (1)
$\gamma_{4,0}(\text{Pu})$	161,685 (1)	0,071 (3)
$\gamma_{5,0}(\text{Pu})$	175,0523 (14)	9,83 (22)
$\gamma_{6,1}(\text{Pu})$	189,965 (10)	0,204 (6)
$\gamma_{7,2}(\text{Pu})$	205,393 (16)	0,009 (1)
$\gamma_{6,0}(\text{Pu})$	231,935 (9)	0,0117 (18)
$\gamma_{(-1,1)}(\text{Pu})$	388,16 (5)	0,019 (1)

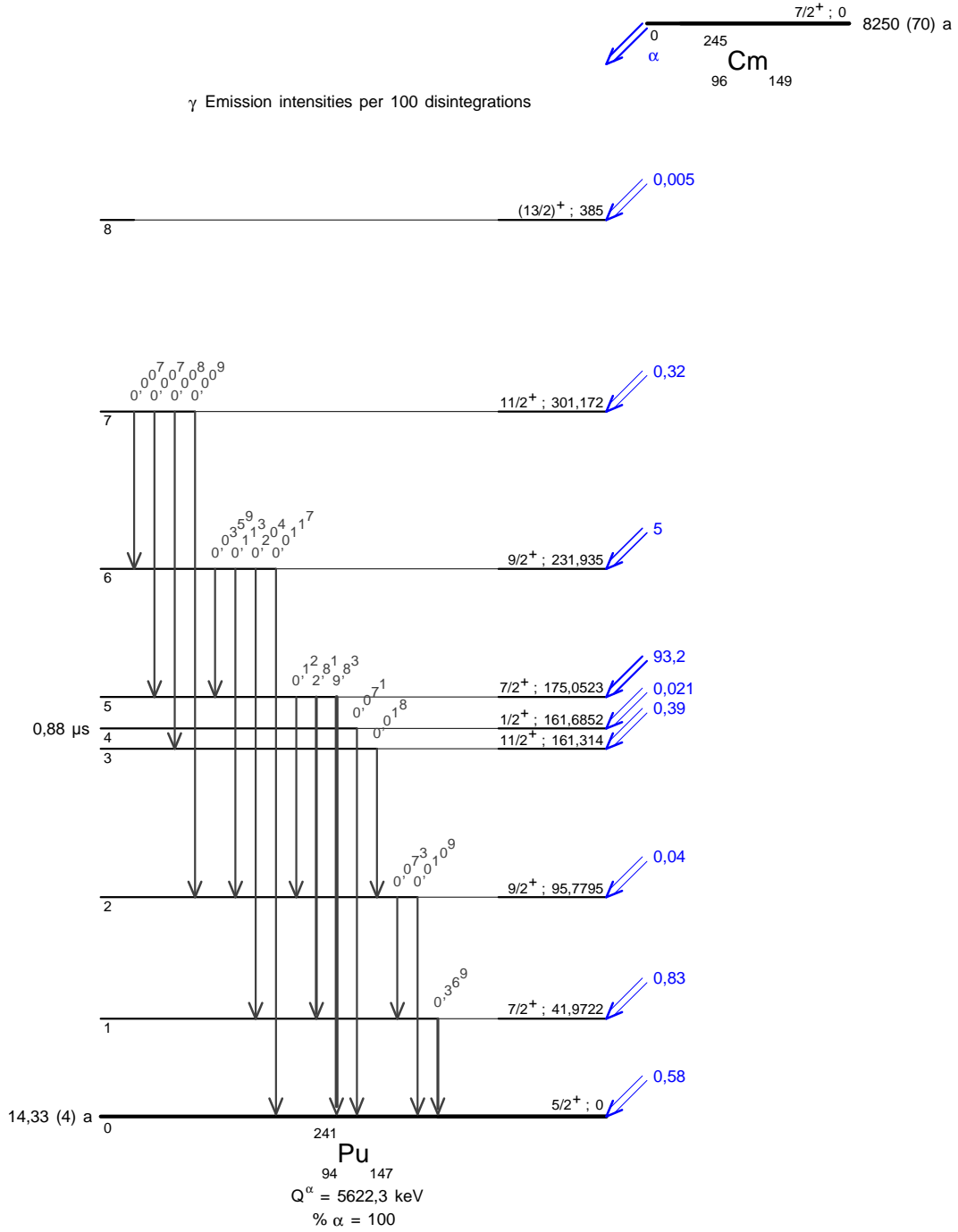
7 Main Production Modes

$$\left\{ \begin{array}{l} \text{Cm} - 244(n,\gamma)\text{Cm} - 245 \\ \text{Possible impurities : Cm} - 242, \text{Cm} - 243, \text{Cm} - 244 \\ \text{Cf} - 249(\alpha)\text{Cm} - 245 \end{array} \right.$$

8 References

- E.K.HULET, S.G.THOMPSON, A.GHIORSO. Phys. Rev. 95 (1954) 1703
(Half-life)
- A.M. FRIEDMAN, A.L. HARKNESS, P.R. FIELDS, M.H. STUDIER, J.R. HUIZENGA. Phys. Rev. 95 (1954) 1501
(Half-life)
- C.I. BROWNE, D.C. HOFFMAN, W.T. CRANE, J.P. BALAGNA, G.H. HIGGINS, J.W. BARNES, R.W. HOFF, H.L. SMITH, J.P. MIZE, M.E. BUNKER. J. Inorg. Nucl. Chem. 1 (1955) 254
(Half-life)
- I. PERLMAN, F. ASARO, F.S. STEPHENS, J.P. HUMMEL. UCRL-2932 (1955) 59
(gamma-ray energies)
- J.R. HUIZENGA, H.DIAMOND. Phys. Rev. 107 (1957) 1087
(Half-life)
- F. ASARO, I. PERLMAN. Priv. Comm. (1960), quoted by 1964Hy02 (1960)
(alpha-particle energies and emission probabilities)
- W.T. CARNALL, S. FRIED, A.L. HARKNESS. J. Inorg. Nucl. Chem. 17 (1961) 12
(Half-life)
- B.S.DZHELEPOV, R.B.IVANOV, V.G.NEDOVESOV, V.P.CHECHEV. Zh.Eksperim.i Teor.Fiz. 45 (1963) 1360
(alpha-particle energies and emission probabilities)
- E.K. HYDE, I. PERLMAN, G.T. SEABORG. The Nuclear Properties of the Heavy Elements, Vol.II, Prentice-Hall, Inc., Englewood Cliffs, N.J. (1964)
(alpha-particle energies and emission probabilities)
- S.A.BARANOV, Y.F.RODIONOV, V.M.KULAKOV, V.M.SHATINSKII. Yadern.Fiz. 4 (1966) 1108
(alpha-particle energies and emission probabilities)
- A.M.FRIEDMAN, J.MILSTED. Phys. Lett. 21 (1966) 179
(alpha-particle energies and emission probabilities)
- D.N. METTA, H. DIAMOND, F.R. KELLY. J. Inorg. Nucl. Chem. 31 (1969) 1245
(Half-life)
- K.W. MACMURDO, R.M. HARBOUR, R.W. BENJAMIN. J. Inorg. Nucl. Chem. 33 (1971) 1241
(Half-life)
- S.A.BARANOV, V.M.SHATINSKY. Yad.Fiz. 22 (1975) 670
(alpha-particle energies and emission probabilities)
- S.A.BARANOV, A.G.ZELENKOV, V.M.KULAKOV. Proc.Advisory Group Meeting on Transactinium Nucl.Data, Karlsruhe, Vol.III, p.249 (1976); IAEA-186 (1976)
(alpha-particle energies and emission probabilities)
- F.P. LARKINS. At. Data Nucl. Data Tables 20 (1977) 311
(Atomic electron binding energies)

- J.K.DICKENS, J.W.McCONNELL. Phys. Rev. C22 (1980) 1344
(gamma-ray energies and emission probabilities)
- V.G. POLYUKHOV, G.A. TIMOFEEV, V.V. KALYGIN, P.A. PRIVALOVA. Radiokhimiya (Sov. Radiochemistry 24, 408,1982) 24 (1982) 490
(Half-life)
- A.A.DRUZHININ, V.N.POLYNOV, S.P.VESNOVSKY, A.M.KOROCHKIN, A.A.LBOV, E.A.NIKITIN. Dok.Akad.Nauk SSSR 280 (1985) 1351
(SF half-life)
- N.E. HOLDEN. Pure Appl.Chem. 61 (1989) 1483
(Half-life)
- YU.S.POPOV, D.KH.SRUROV, I.B.MAKAROV, E.A.ERIN, G.A.TIMOFEEV. Radiokhimiya (Sov. J. Radiochemistry 33, 1 1991) 33 (1991) 3
(gamma-ray energies and emission probabilities)
- A.RYTZ. At. Data Nucl. Data Tables 47 (1991) 205
(alpha-particle energies and emission probabilities)
- R. DANIELS. Ph.D. Thesis, University of Manchester, 1992, quoted by 1994Sh31 (1992)
(gamma-ray energies and emission probabilities)
- J.A.SHANNON, W.R.PHILLIPS, B.J.VARLEY, I.AHMAD, L.R.MORSS. Nucl. Instrum. Methods Phys. Res. A339 (1994) 183
(gamma-ray energies and emission probabilities)
- E. SCHÖNFELD, H. JANSSEN. Nucl. Instrum. Methods Phys. Res. A369 (1996) 527
(Atomic data)
- D.H.WHITE, R.W.HOFF, H.G.BORNER, K.SCHRECKENBACH, F.HOYLER, G.COLVIN, I.AHMAD, A.M.FRIEDMAN, J.R.ERSKINE. Phys. Rev. C57 (1998) 1112
(gamma-ray energies and emission probabilities)
- E. SCHÖNFELD, H. JANSEN. Appl. Rad. Isotopes 52 (2000) 595
(Calculation of emission probabilities of X-rays and Auger electrons)
- G. AUDI, A.H. WAPSTRA, AND C. THIBAUT. Nucl. Phys. A729 (2003) 337
(Q value)
- M.J.MARTIN. Nucl. Data Sheets 106 (2005) 89
(²⁴⁵Cm alpha decay scheme, ²⁴¹Pu levels, gamma-ray energies and multiplicities)
- T. KIBEDI, T.W. BURROWS, M.B. TRZHASKOVSKAYA, P.M. DAVIDSON, C.W. NESTOR, JR.. Nucl. Instrum. Methods Phys. Res. A589 (2007) 202
(Band-Raman ICC for gamma-ray transitions)
- F.G.KONDEV, M.A.KELLETT, I.AHMAD, J.P.GREENE, A.L.NICHOLS. Proc. Int. Conf. Nuclear Data for Science and Technology, Nice, France, 22-27 April 2007 (2008)
(Half-life)
- F.G.KONDEV, I.AHMAD, M.P.CARPENTER, C.J.CHIARA, J.P.GREENE, R.V.F.JANSSENS, M.A.KELLETT, T.L.KHOO, T.LAURITSEN, C.J.LISTER, E.F.MOORE, A.L.NICHOLS, D.SEWERYNIAK, S.ZHU. Proc. 13th Int. Symposium on Capture Gamma-Ray Spectroscopy and Related Topics, Cologne, Germany, 25-29 August 2008 (2009)
(Half-life)



Reproduction Service
30, Boulevard Verd-de-Saint-Julien
92190 MEUDON

Achévé d'imprimer : février 2013
Imprimé en France

ISBN-13 978-92-822-2248-5 (Vol. 7)
ISBN-13 978-92-822-2249-2 (CD-Rom)

