



**HAL**  
open science

## Table of radionuclides (Vol. 7 - A = 14 to 245)

Marie-Martine Bé, Vanessa Chisté, Christophe Duluiu, Xavier Mougeot, Valery Chechev, Filip Kondev, Alan Nichols, Xiaolong Huang, Baosong Wang

► **To cite this version:**

Marie-Martine Bé, Vanessa Chisté, Christophe Duluiu, Xavier Mougeot, Valery Chechev, et al.. Table of radionuclides (Vol. 7 - A = 14 to 245). Bureau International des Poids et Mesures. , 7, 2013, Table of radionuclides, 13 978-92-822-2248-5. cea-02476417

**HAL Id: cea-02476417**

**<https://cea.hal.science/cea-02476417v1>**

Submitted on 12 Feb 2020

**HAL** is a multi-disciplinary open access archive for the deposit and dissemination of scientific research documents, whether they are published or not. The documents may come from teaching and research institutions in France or abroad, or from public or private research centers.

L'archive ouverte pluridisciplinaire **HAL**, est destinée au dépôt et à la diffusion de documents scientifiques de niveau recherche, publiés ou non, émanant des établissements d'enseignement et de recherche français ou étrangers, des laboratoires publics ou privés.

# Table of Radionuclides (Vol. 7 – $A = 14$ to 245)

M.-M. Bé, V. Chisté, C. Dullieu, X. Mougeot  
V.P. Chechev  
F.G. Kondev  
A.L. Nichols  
X. Huang, B. Wang



2013

BUREAU INTERNATIONAL DES POIDS ET MESURES

Pavillon de Breteuil, F-92310 SÈVRES

Édité par le BIPM,  
Pavillon de Breteuil  
F-92312 Sèvres Cedex  
France

Imprimé par Reproduction Service

ISBN-13 978-92-822-2248-5 (Vol. 7)  
ISBN-13 978-92-822-2249-2 (CD-Rom)

# Preface

This monograph is one of several published in a series by the Bureau International des Poids et Mesures (BIPM) on behalf of the Consultative Committee for Ionizing Radiation (*Comité Consultatif des Rayonnements Ionisants*, CCRI<sup>1</sup>). The aim of this series of publications is to review topics that are of importance for the measurement of ionizing radiation and especially of radioactivity, in particular those techniques normally used by participants in international comparisons. It is expected that these publications will prove to be useful reference volumes both for those who are already engaged in this field and for those who are approaching such measurements for the first time.

The purpose of this monograph, number 5 in the series, is to present the recommended values of nuclear and decay data for a wide range of radionuclides. Activity measurements for more than sixty-three of these radionuclides have already been the subject of comparisons under the auspices of Section II (dedicated to the Measurement of radionuclides) of the CCRI. The material for this monograph is now covered in seven volumes. The first two volumes contain the primary recommended data relating to half-lives, decay modes, x-rays, gamma-rays, electron emissions; alpha- and beta-particle transitions and emissions, and their uncertainties for a set of sixty-eight radionuclides, Volume 1 for those radionuclides with mass number up to and including 150 and Volume 2 for those radionuclides with mass number over 150. Volume 3 contains the equivalent data for twenty-six additional radionuclides as listed and re-evaluations for <sup>125</sup>Sb and <sup>153</sup>Sm. Volume 4 contains the data for a further thirty-one radionuclides with a re-evaluation for <sup>226</sup>Ra and Volume 5 includes seventeen new radionuclide evaluations and eight re-evaluations of previous data as identified in the contents page. Volume 6 contains twenty-one new radionuclide evaluations and four re-evaluations, for <sup>64</sup>Cu, <sup>236</sup>Np, <sup>237</sup>Np and <sup>239</sup>U. The present Volume 7 contains twenty-four new radionuclide evaluations and five re-evaluations, for <sup>67</sup>Ga, <sup>208</sup>Tl, <sup>228</sup>Th, <sup>242</sup>Cm and <sup>244</sup>Cm. The data have been collated and evaluated by an international working group (Decay Data Evaluation Project, DDEP) led by the Laboratoire National de Métrologie et d'Essais – Laboratoire National Henri Becquerel (LNE-LNHB). The evaluators have agreed on the methodologies to be used and the CD-ROM included with this monograph contains the evaluators' comments for each radionuclide in addition to the data tables included in the monograph itself.

The work involved in evaluating nuclear data is ongoing and the recommended values are kept up to date on the LNE-LNHB website at [http://www.nucleide.org/DDEP\\_WG/DDEPdata.htm](http://www.nucleide.org/DDEP_WG/DDEPdata.htm).

The BIPM and the DDEP are most grateful to the International Atomic Energy Agency (IAEA) for their assistance and financial support to some evaluators in the production of data for Volumes 1 to 3 through their Coordinated Research Project "Update of X Ray and Gamma Ray Decay Data Standards for Detector Calibration and Other Applications" and for Volumes 4 to 7 through their Coordinated Research Project "Updated Decay Data Library for Actinides". The BIPM and the DDEP are indebted also to some other evaluators who participate in the United States Nuclear Data Program (USNDP) for their support to these publications.

The publication of further volumes of Monographie 5 is envisaged when necessary to add new radionuclide data or re-evaluations in this more permanent format that can be referenced easily.

Although other data sets may still be used when evaluating radionuclide activity, use of this common, recommended data set should help to reduce the uncertainties in activity evaluations and lead to more coherent results for comparisons.

K. Carneiro  
President of the CCRI

M.J.T. Milton  
Director of the BIPM

---

<sup>1</sup> previously known as the *Comité Consultatif pour les Etalons de Mesure des Rayonnements Ionisants* (CCEMRI)



## Monographie BIPM-5 – Table of Radionuclides, Volume 7

Marie-Martine BÉ, Vanessa CHISTÉ, Christophe DULIEU, Xavier MOUGEOT, Laboratoire National Henri Becquerel (LNHB), France;  
Valery CHECHEV, Khlopin Radium Institute (KRI), Russia;  
Filip G. KONDEV, Argonne National Laboratory (ANL), USA;  
Alan L. NICHOLS, Department of Physics, University of Surrey, United Kingdom;  
Xiaolong HUANG, Baosong WANG, China Institute of Atomic Energy (CIAE), China.

### “TABLE DE RADIONUCLÉIDES”

Sommaire - Ce volume regroupe l'évaluation des radionucléides suivants :

$^{14}\text{C}$ ,  $^{35}\text{S}$ ,  $^{36}\text{Cl}$ ,  $^{37}\text{Ar}$ ,  $^{45}\text{Ca}$ ,  $^{67}\text{Ga}$ ,  $^{68}\text{Ga}$ ,  $^{68}\text{Ge}$ ,  $^{127}\text{Sb}$ ,  $^{127}\text{Te}$ ,  $^{127\text{m}}\text{Te}$ ,  $^{134}\text{Cs}$ ,  $^{141}\text{Ce}$ ,  $^{147}\text{Nd}$ ,  $^{147}\text{Pm}$ ,  $^{195}\text{Au}$ ,  $^{206}\text{Hg}$ ,  $^{207}\text{Tl}$ ,  $^{208}\text{Tl}$ ,  $^{209}\text{Tl}$ ,  $^{211}\text{Pb}$ ,  $^{211}\text{At}$ ,  $^{213}\text{Bi}$ ,  $^{215}\text{Bi}$ ,  $^{228}\text{Th}$ ,  $^{242}\text{Cm}$ ,  $^{243}\text{Cm}$ ,  $^{244}\text{Cm}$ ,  $^{245}\text{Cm}$ .

Les valeurs recommandées et les incertitudes associées comprennent : la période radioactive, les modes de décroissance, les émissions  $\alpha$ ,  $\beta$ ,  $\gamma$ , X et électroniques ainsi que les caractéristiques des transitions correspondantes.

### “TABLE OF RADIONUCLIDES”

Summary - This volume includes the evaluation of the following radionuclides:

$^{14}\text{C}$ ,  $^{35}\text{S}$ ,  $^{36}\text{Cl}$ ,  $^{37}\text{Ar}$ ,  $^{45}\text{Ca}$ ,  $^{67}\text{Ga}$ ,  $^{68}\text{Ga}$ ,  $^{68}\text{Ge}$ ,  $^{127}\text{Sb}$ ,  $^{127}\text{Te}$ ,  $^{127\text{m}}\text{Te}$ ,  $^{134}\text{Cs}$ ,  $^{141}\text{Ce}$ ,  $^{147}\text{Nd}$ ,  $^{147}\text{Pm}$ ,  $^{195}\text{Au}$ ,  $^{206}\text{Hg}$ ,  $^{207}\text{Tl}$ ,  $^{208}\text{Tl}$ ,  $^{209}\text{Tl}$ ,  $^{211}\text{Pb}$ ,  $^{211}\text{At}$ ,  $^{213}\text{Bi}$ ,  $^{215}\text{Bi}$ ,  $^{228}\text{Th}$ ,  $^{242}\text{Cm}$ ,  $^{243}\text{Cm}$ ,  $^{244}\text{Cm}$ ,  $^{245}\text{Cm}$ .

Primary recommended data comprise half-lives, decay modes, X-rays, gamma-rays, electron emissions, alpha- and beta-particle transitions and emissions, and their uncertainties.

### “TABELLE DER RADIONUKLIDE”

Zusammenfassung – Dieser Band umfaßt die Evaluation der folgenden Radionuklide:

$^{14}\text{C}$ ,  $^{35}\text{S}$ ,  $^{36}\text{Cl}$ ,  $^{37}\text{Ar}$ ,  $^{45}\text{Ca}$ ,  $^{67}\text{Ga}$ ,  $^{68}\text{Ga}$ ,  $^{68}\text{Ge}$ ,  $^{127}\text{Sb}$ ,  $^{127}\text{Te}$ ,  $^{127\text{m}}\text{Te}$ ,  $^{134}\text{Cs}$ ,  $^{141}\text{Ce}$ ,  $^{147}\text{Nd}$ ,  $^{147}\text{Pm}$ ,  $^{195}\text{Au}$ ,  $^{206}\text{Hg}$ ,  $^{207}\text{Tl}$ ,  $^{208}\text{Tl}$ ,  $^{209}\text{Tl}$ ,  $^{211}\text{Pb}$ ,  $^{211}\text{At}$ ,  $^{213}\text{Bi}$ ,  $^{215}\text{Bi}$ ,  $^{228}\text{Th}$ ,  $^{242}\text{Cm}$ ,  $^{243}\text{Cm}$ ,  $^{244}\text{Cm}$ ,  $^{245}\text{Cm}$ .

In diesem Bericht sind evaluierte Werte der Halbwertszeiten, Übergangswahrscheinlichkeiten und Übergangsenergien von  $\alpha$ ,  $\beta^-$ ,  $\beta^+$ , EC- und Gammaübergängen, Konversionskoeffizienten von Gammaübergängen sowie der Emissionswahrscheinlichkeiten von Röntgen- und Gammaquanten, Auger- und Konversionselektronen und deren Unsicherheiten zusammengefaßt.

### “ТАБЛИЦА РАДИОНУКЛИДОВ”

Резюме. Этот том включает оценки характеристик распада для следующих нуклидов:

$^{14}\text{C}$ ,  $^{35}\text{S}$ ,  $^{36}\text{Cl}$ ,  $^{37}\text{Ar}$ ,  $^{45}\text{Ca}$ ,  $^{67}\text{Ga}$ ,  $^{68}\text{Ga}$ ,  $^{68}\text{Ge}$ ,  $^{127}\text{Sb}$ ,  $^{127}\text{Te}$ ,  $^{127\text{m}}\text{Te}$ ,  $^{134}\text{Cs}$ ,  $^{141}\text{Ce}$ ,  $^{147}\text{Nd}$ ,  $^{147}\text{Pm}$ ,  $^{195}\text{Au}$ ,  $^{206}\text{Hg}$ ,  $^{207}\text{Tl}$ ,  $^{208}\text{Tl}$ ,  $^{209}\text{Tl}$ ,  $^{211}\text{Pb}$ ,  $^{211}\text{At}$ ,  $^{213}\text{Bi}$ ,  $^{215}\text{Bi}$ ,  $^{228}\text{Th}$ ,  $^{242}\text{Cm}$ ,  $^{243}\text{Cm}$ ,  $^{244}\text{Cm}$ ,  $^{245}\text{Cm}$ .

Основные рекомендуемые данные включают периоды полураспада, виды распада, X-излучение, гамма-излучение, электронное излучение, альфа- и бета- переходы и излучения, а также погрешности рассмотренных величин.

## “TABLA DE RADIONUCLEIDOS”

**Contenido** – Este volumen agrupa la evaluación de los radionucleidos siguientes:

$^{14}\text{C}$ ,  $^{35}\text{S}$ ,  $^{36}\text{Cl}$ ,  $^{37}\text{Ar}$ ,  $^{45}\text{Ca}$ ,  $^{67}\text{Ga}$ ,  $^{68}\text{Ga}$ ,  $^{68}\text{Ge}$ ,  $^{127}\text{Sb}$ ,  $^{127}\text{Te}$ ,  $^{127\text{m}}\text{Te}$ ,  $^{134}\text{Cs}$ ,  $^{141}\text{Ce}$ ,  $^{147}\text{Nd}$ ,  $^{147}\text{Pm}$ ,  $^{195}\text{Au}$ ,  $^{206}\text{Hg}$ ,  
 $^{207}\text{Tl}$ ,  $^{208}\text{Tl}$ ,  $^{209}\text{Tl}$ ,  $^{211}\text{Pb}$ ,  $^{211}\text{At}$ ,  $^{213}\text{Bi}$ ,  $^{215}\text{Bi}$ ,  $^{228}\text{Th}$ ,  $^{242}\text{Cm}$ ,  $^{243}\text{Cm}$ ,  $^{244}\text{Cm}$ ,  $^{245}\text{Cm}$ .

Los valores recomendados y las incertidumbres asociadas comprenden: el período de semidesintegración radiactiva, los modos de desintegración, las emisiones  $\alpha$ ,  $\beta$ ,  $\gamma$ , X y electrónicas incluyendo las características de las transiciones correspondientes.

**TABLE DE RADIONUCLÉIDES**  
**TABLE OF RADIONUCLIDES**  
**TABELLE DER RADIONUKLIDE**  
**ТАБЛИЦА РАДИОНУКЛИДОВ**  
**TABLA DE RADIONUCLEIDOS**

Marie-Martine BÉ, Vanessa CHISTÉ, Christophe DULIEU, Xavier MOUGEOT, Laboratoire National Henri Becquerel (LNHB), France;  
Valery CHECHEV, Khlopin Radium Institute (KRI), Russia;  
Filip G. KONDEV, Argonne National Laboratory (ANL), USA;  
Alan L. NICHOLS, Department of Physics, University of Surrey, United Kingdom;  
Xiaolong HUANG, Baosong WANG, China Institute of Atomic Energy (CIAE), China.





## TABLE DE RADIONUCLÉIDES

### INTRODUCTION

Le Laboratoire National Henri Becquerel (LNHB) a commencé l'étude des données nucléaires et atomiques qui caractérisent la décroissance des radionucléides en 1974. Ces évaluations ont fait l'objet de la publication des quatre volumes de la Table de Radionucléides [87Ta, 99Be] et de six volumes de la *Monographie* BIPM-5 [04Be, 06Be, 08Be, 10Be, 11Be]. Ce nouveau volume s'inscrit dans la continuation du travail précédent.

D'autre part, pour des raisons évidentes, telles la facilité de mise à jour des données ou la commodité de consultation pour les utilisateurs, le LNHB a créé une base de données informatisée. Le logiciel NUCLEIDE est la forme informatisée de cette table, il permet un accès aisé aux différentes informations à l'aide de menus déroulants atteints par un simple « clic » sur un « bouton ».

Le propos de la Table est d'étudier un nombre limité de radionucléides utiles dans le domaine de la métrologie ou dans des domaines variés d'applications (médecine nucléaire, environnement, cycle du combustible, etc.) et d'en présenter une étude complète.

Les données recommandées comprennent : la période radioactive, les modes de décroissance, les émissions  $\alpha$ ,  $\beta$ ,  $\gamma$ , X et électroniques ainsi que les caractéristiques des transitions associées.

Dans le but de mettre à jour et d'ajouter de nouvelles évaluations plus rapidement Le Laboratoire National Henri Becquerel (LNHB, France) et le Physikalisch - Technische Bundesanstalt (PTB, Germany) ont établi un accord de coopération. Ils ont ensuite été rejoints par Idaho National Engineering & Environmental Laboratory (INEEL, USA), Lawrence Berkeley National Laboratory (LBNL, USA) et Khlopin Radium Institute (KRI, Russia). Le premier travail de cette collaboration internationale a été d'établir une méthode et des règles communes d'évaluation. Les évaluations proposent des valeurs recommandées et leurs incertitudes. Ces valeurs ont été évaluées à partir des données expérimentales disponibles. A défaut, elles sont issues de calculs théoriques. Toutes les références utilisées pour l'évaluation d'un radionucléide sont listées à la fin de chaque chapitre.

Ce volume est le septième de la *Monographie* 5 publiée sous l'égide du BIPM.

### VALEURS RECOMMANDÉES ET INCERTITUDES

Les principales étapes pour l'évaluation des données et leurs incertitudes sont :

- une analyse critique de toutes les publications disponibles afin de retenir ou non une valeur et son incertitude, ramenée à l'incertitude-type composée ;
- la détermination d'une valeur recommandée qui est, selon les cas, une moyenne simple ou pondérée des valeurs issues des publications, ceci est décidé après examen du chi carré réduit. Dans le cas d'une moyenne pondérée, le poids relatif de chaque valeur est limité à 50 %. L'incertitude, notée  $u_c$ , est la plus grande des valeurs des incertitudes interne ou externe ; dans le cas de valeurs incompatibles elle peut être étendue pour recouvrir la valeur la plus précise.

Pour certaines applications il est nécessaire de définir une incertitude élargie, notée  $U$ , telle que :

$$U(y) = k \times u_c(y) \quad \text{où } k \text{ est le facteur d'élargissement.}$$

La valeur de  $k$  retenue pour cette publication est :  $k = 1$ .

Les valeurs d'incertitude indiquées portent sur les derniers chiffres significatifs, ainsi :

9,230 (11) signifie  $9,230 \pm 0,011$  et

9,2 (11)  $9,2 \pm 1,1$

Si une valeur est donnée sans incertitude, cela signifie qu'elle est considérée comme douteuse. Elle est indiquée à titre indicatif et souvent a été estimée en fonction du schéma de désintégration comme étant « de l'ordre de ».

Des précisions concernant les techniques d'évaluation peuvent être obtenues dans les références [85Zi], [96He], [99In] (voir rubrique Références) ou directement auprès des auteurs.

La description physique des données évaluées est disponible dans la référence [99In].

## NUMÉROTAGE

Les niveaux d'un noyau sont numérotés, arbitrairement, de 0 pour le niveau fondamental à  $n$  pour le  $n$ ème niveau excité. Les diverses transitions sont ainsi repérées par leur niveau de départ et leur niveau d'arrivée.

Dans le cas de transition de faible probabilité qu'il n'est pas possible de situer sur le schéma de désintégration, les niveaux de départ et d'arrivée sont notés  $(-1, n)$ .

Dans le cas de l'émission gamma de 511 keV qui suit une désintégration bêta plus, la notation adoptée est :  $(-1, -1)$ .

## UNITÉS

Les valeurs recommandées sont exprimées :

- pour les périodes :

|   | Symbole |
|---|---------|
| . en secondes pour $T_{1/2} \leq 60$ secondes | s       |
| . en minutes pour $T_{1/2} > 60$ secondes     | min     |
| . en heures pour $T_{1/2} > 60$ minutes       | h       |
| . en jours pour $T_{1/2} > 24$ heures         | d       |
| . en années pour $T_{1/2} > 365$ jours        | a       |

1 année = 365,242 198 jours = 31 556 926 secondes ;

- pour les probabilités de transition et nombre de particules émises, les valeurs sont données pour 100 désintégrations ;

- les énergies sont exprimées en keV.

Remarque : Si une valeur plus précise de la période est nécessaire, par exemple en jours plutôt qu'en années, le lecteur se référera aux commentaires de l'évaluation inclus sur le CD-Rom ou sur les sites web du LNE-LNHB ou du BIPM. Ceci évitera l'introduction d'erreurs d'arrondi supplémentaires en cas de conversion d'unités.

## AVERTISSEMENT

Ce document a été imprimé en 2013, pour toutes les nouvelles évaluations et mises à jour ultérieures, le lecteur se référera aux documents accessibles sur :

<http://www.nucleide.org/NucData.htm>

<http://www.bipm.org/fr/publications/monographie-ri-5.html>

## TABLE OF RADIONUCLIDES

### INTRODUCTION

The evaluation of decay data for the “Table de Radionucléides” by the Bureau National de Métrologie – Laboratoire National Henri Becquerel/Commissariat à l’Énergie Atomique (BNM – LNHB/CEA) began in 1974, continued to 1987 and four volumes were published [87Ta, 99Be]. This work has been pursued and six volumes of evaluations have already been published as *Monographie* BIPM-5 [04Be, 06Be, 08Be, 10Be, 11Be].

Moreover, LNHB developed a database and related software (NUCLÉIDE) with the objectives of making it easier to update and add data and, obviously, to offer easy access to the nuclear and atomic decay data to the user by “click on the button” facilities.

The aim of this Table is to provide recommended data for nuclides of special interest for metrology or practical applications like nuclear medicine, monitoring and reactor shielding, etc.

Primary recommended data comprise half-lives, decay modes, X-rays, gamma-rays, electron emissions, alpha- and beta-particle transitions and emissions, and their uncertainties. All the references used for the evaluations are given.

In order to update the data of the nuclides already present and to add new evaluations, the Laboratoire National Henri Becquerel (LNHB, France) and the Physikalisch-Technische Bundesanstalt (PTB, Germany) established a cooperative agreement; they were then joined by the Idaho National Engineering & Environmental Laboratory (INEEL, USA), the Lawrence Berkeley National Laboratory (LBNL, USA) and the Khlopin Radium Institute (KRI, Russia). This international collaboration is based on an informal agreement; the initial work of this group was to discuss and to agree on a methodology to be used in these evaluations. The data and associated uncertainties were evaluated from all available experiments and taking into account theoretical considerations.

This volume is the seventh in the series of the *Monographie* 5 published under the auspices of the BIPM.

### RECOMMENDED VALUES AND UNCERTAINTIES

The main steps for the evaluation of the data and their uncertainties are:

- a critical analysis of all available original publications in order to accept or not each value and its uncertainty reduced to the combined standard uncertainty;
- the determination of the best value which is either the weighted or the unweighted average of the retained values, this is decided after examination of the reduced  $\chi^2$  value. For a weighted average of discrepant data, each weight is limited to 50 %, and the uncertainty, designated  $u_c$ , is the larger of the internal or external uncertainty values, which may be expanded to cover the most precise input value.

For some applications it may be necessary to define an expanded uncertainty, designated  $U$ , as:

$$U(y) = k \times u_c(y) \quad \text{where } k \text{ is the coverage factor.}$$

In this publication, standard uncertainties are quoted (i.e.  $k = 1$ ).

The value of the uncertainty, in parentheses, applies to the least significant digits, i.e.:

$$\begin{array}{l} 9.230 (11) \text{ means } 9.230 \pm 0.011 \quad \text{and} \\ 9.2 (11) \quad \quad \quad 9.2 \pm 1.1 \end{array}$$

A value given without an uncertainty is considered questionable. It is provided for information and often its order of magnitude is estimated from the decay scheme.

Information on evaluation methods may be obtained from references [85Zi, 96He, 99In] or directly from the authors.

Information on the meaning of physical data may be obtained from reference [99In].

## NUMBERING

Nuclear levels are arbitrarily numbered from 0 (for the ground state level) to  $n$  (for the  $n$ th excited level). All transitions are designated by their initial and final levels.

For transitions with weak emission probabilities that are not shown by an arrow in the decay scheme, the initial and final levels are noted  $(-1, n)$ .

For a 511 keV gamma emission, which follows a beta plus disintegration, the adopted numbering is  $(-1, -1)$ .

## UNITS

The recommended values are given:

- for half-lives:

|  | Symbol |
|--|--------|
| . in seconds for $T_{1/2} \leq 60$ seconds | s      |
| . in minutes for $T_{1/2} > 60$ seconds    | min    |
| . in hours for $T_{1/2} > 60$ minutes      | h      |
| . in days for $T_{1/2} > 24$ hours         | d      |
| . in years for $T_{1/2} > 365$ days        | a      |

1 year = 1 a = 365.242 198 d = 31 556 926 s

- for transition probabilities and number of emitted particles, the values are given for 100 disintegrations of the parent nuclide.

- for energies, the values are expressed in keV.

Remark: When a more precise evaluation of a half life is required, for example in days instead of years, the reader is referred to the commented evaluation included on the CD ROM or on the websites of the LNE-LNHB or the BIPM. This will avoid the introduction of rounding errors.

## NOTICE

This report was printed in 2013. New evaluations and updated issues will be available on:

<http://www.nucleide.org/NucData.htm>

<http://www.bipm.org/en/publications/monographie-ri-5.html>

## TABELLE DER RADIONUKLIDE

### EINLEITUNG

Die Evaluation der Zerfallsdaten für die „Table de Radionucléides“ durch das Laboratoire National Henri Becquerel (BNM-LNHB/CEA) begann im Jahre 1974, diese Arbeit wurde bis 1987 fortgesetzt, und es wurden vier Bände veröffentlicht [87Ta, 99Be]. Seitdem sind des weiteren sechs Bände der *Monographie* BIPM-5 [04Be, 06Be, 08Be, 10Be, 11Be] erschienen. Der vorliegende neue Band stellt die Fortsetzung der vorhergehenden Arbeit dar.

Darüber hinaus wurde im LNHB eine computerbasierte Datenbank entwickelt. Die Software NUCLEIDE erleichtert die Aktualisierung und die Einbeziehung weiterer Daten und ermöglicht den Zugang zu den Kern- und Atomdaten für den Anwender „auf Tastendruck“.

Der Zweck dieser Tabelle ist es, empfohlene Daten einer begrenzten Anzahl von Radionukliden für metrologische und praktische Anwendungen wie etwa in der Nuklearmedizin, der Umweltüberwachung, dem Brennstoffkreislauf, der Reaktorabschirmung usw. zur Verfügung zu stellen.

Die empfohlenen Daten betreffen die Halbwertszeit, die Art des Zerfalls und die Charakteristika der  $\alpha$ -,  $\beta$ -,  $\gamma$ -, Röntgen- und Elektronenemissionen und der entsprechenden Übergänge.

Um die bereits vorliegenden Daten zu aktualisieren und neue Evaluationen schneller einbeziehen zu können, vereinbarten das Laboratoire National Henri Becquerel (LNHB, Frankreich) und die Physikalisch-Technische Bundesanstalt (PTB, Deutschland) eine Übereinkunft zur Zusammenarbeit. Es schlossen sich das Idaho National Engineering and Environmental Laboratory (INEEL, USA), das Lawrence Berkeley National Laboratory (LBNL, USA) und das Khlopin Radium Institute (KRI, Rußland) an. Eine der ersten Arbeiten dieser Gruppe war es, die in diesen Evaluationen benutzte Methodologie zu diskutieren und festzulegen. Die Datenbank umfaßt empfohlene Daten und ihre Unsicherheiten, die aus den verfügbaren experimentellen Daten oder theoretischen Berechnungen gewonnen wurden. Alle für die Evaluation benutzten Referenzen werden angegeben.

Dieser Band ist die siebte Ausgabe der *Monographie* BIPM-5.

### EMPFOHLENE WERTE UND UNSICHERHEITEN

Die Hauptschritte für die Evaluation der Daten und Unsicherheiten sind:

- Eine kritische Analyse aller verfügbaren Veröffentlichungen, um einen jeweils veröffentlichten Wert und seine Unsicherheit - auf die kombinierte Standardunsicherheit zurückgeführt - zu berücksichtigen oder auszuschließen.
- Die Bestimmung eines empfohlenen Wertes, der entweder das gewichtete oder das ungewichtete Mittel der veröffentlichten Werte ist. Die Entscheidung wird nach der Prüfung des reduzierten Chi-Quadrat-Werts getroffen. Im Falle des gewichteten Mittels wird das Gewicht jedes Einzelwerts auf 50 % begrenzt. Die Unsicherheit, als  $u_c$  bezeichnet, ist der größere Wert der inneren oder äußeren Unsicherheit. Für einen diskrepanten Datensatz kann sie so vergrößert werden, daß der genaueste Einzelwert in der Unsicherheit mit eingeschlossen ist.

Für einige Anwendungen ist es notwendig, eine vergrößerte Unsicherheit, als  $U$  bezeichnet, wie folgt zu definieren:

$$U(y) = k \times u_c(y) \quad \text{wo } k \text{ der Erweiterungsfaktor ist.}$$

Für die vorliegende Veröffentlichung ist die erweiterte Unsicherheit mit  $k = 1$  berechnet.

Die Werte der Unsicherheit beziehen sich auf die letzten Stellen, d. h.:

9,230(11) bedeutet  $9,230 \pm 0,011$  und

9,2(11) bedeutet  $9,2 \pm 1,1$

Wenn ein Wert ohne Unsicherheit angegeben ist, bedeutet das, daß dieser Wert als fragwürdig zu betrachten ist. Er wird zur Information mitgeteilt und ist oft abgeschätzt aus dem Zerfallsschema im Sinne „in der Größenordnung von“.

Informationen über die Evaluationsprozedur können aus den Referenzen [85Zi, 96He, 99In] oder direkt von den Autoren bezogen werden.

Die Bedeutung der evaluierten Daten kann aus Ref. [99In] entnommen werden.

## NUMERIERUNG

Die Kernniveaus werden willkürlich numeriert von 0 für den Grundzustand bis zu  $n$  für das  $n$ -te angeregte Niveau. Alle Übergänge werden durch ihr Ausgangs- und Endniveau gekennzeichnet. Für Übergänge mit geringen Wahrscheinlichkeiten, die nicht im Zerfallsschema gezeigt werden können, werden als Ausgangs- und Endniveau  $(-1, n)$  angegeben.

Für die 511 keV-Gamma-Emission, die dem Beta Plus-Zerfall folgt, ist die angenommene Numerierung  $(-1, -1)$ .

## EINHEITEN

Die empfohlenen Werte sind ausgedrückt:

- für Halbwertszeiten:

|  |     |
|--|-----|
| . in Sekunden für $T_{1/2} \leq 60$ Sekunden | s   |
| . in Minuten für $T_{1/2} > 60$ Sekunden     | min |
| . in Stunden für $T_{1/2} > 60$ Minuten      | h   |
| . in Tagen für $T_{1/2} > 24$ Stunden        | d   |
| . in Jahren für $T_{1/2} > 365$ Tage         | a   |

$$1 \text{ a} = 365,242 \text{ 198 d} = 31 \text{ 556 926 s}$$

- für Übergangswahrscheinlichkeiten und die Anzahl der emittierten Teilchen werden Werte angegeben, die sich auf 100 Zerfälle beziehen.

- die Werte der Energien sind in keV ausgedrückt.

## HINWEIS

Dieses Dokument wurde im Jahre 2013 erstellt. Alle späteren Fassungen oder neueren Evaluationen können vom Leser unter

<http://www.nucleide.org/NucData.htm>

<http://www.bipm.org/en/publications/monographie-ri-5.html>

abgerufen werden.

## ТАБЛИЦА РАДИОНУКЛИДОВ

### ВВЕДЕНИЕ

Оценка данных распада для Table de Radionucléides, BNM – LNHB/CEA, была начата в 1974 г. и продолжалась до 1987 г. К тому времени были опубликованы четыре тома [87Ta] и затем, в 1999 г., был опубликован пятый том, содержащий ревизованные оценки для 30 выбранных радионуклидов [99Be]. Эта работа была продолжена, и три тома были опубликованы как *Monographie BIPM-5* [04Be, 06Be, 08Be, 10Be, 11Be].

В дополнение в LNHB была разработана компьютерная форма Table de Radionucléides (программа NUCLEIDE) с тем, чтобы обеспечить более простое обновление и дополнение данных и, очевидно, также с целью предложить пользователю более легкий доступ к ядерным и атомным данным распада путем "нажатия кнопки".

Цель настоящего издания - дать рекомендованные данные для нуклидов, представляющих специфический интерес для метрологии или практических приложений, таких как ядерная медицина, мониторинг, реакторная защита и др.

Первичные рекомендованные данные включают периоды полураспада, виды распада, характеристики X- и гамма-излучений, электронных излучений, альфа- и бета-переходов и излучений и погрешности величин этих характеристик. В книге дан полный список литературы, использованной для оценок.

Для того чтобы обновить данные по нуклидам, уже имеющимся в Table de Radionucléides, и добавить новые оценки, Национальная лаборатория им. Анри Беккереля (LNHB, Франция) и Физико-Технический Институт (PTB, Германия) заключили кооперативное соглашение. К ним затем присоединились Национальная лаборатория прикладных и экологических исследований Айдахо (INEEL, США), Лоуренсовская Национальная Лаборатория Беркли (LBNL, США) и Радиевый институт им. В.Г. Хлопина (KRI, Россия). Это международное сотрудничество основано на неформальном соглашении. Первоначальная работа состояла в обсуждении и принятии согласованной методологии, которая должна быть использована в этих оценках. Данные и связанные с ними погрешности были оценены с использованием всех имеющихся в распоряжении результатов экспериментов и с учетом теоретических рассуждений.

Настоящий том представляет собой шестой выпуск *Monographie BIPM-5*.

### РЕКОМЕНДОВАННЫЕ ЗНАЧЕНИЯ И ПОГРЕШНОСТИ

Основные шаги для оценки данных и их погрешностей следующие:

- критический анализ всех имеющихся оригинальных публикаций, чтобы принять или отвергнуть данное значение и его погрешность, приведенную к комбинированному стандартному отклонению;
- определение лучшего значения, которое является взвешенным или невзвешенным средним сохраненных величин; выбор взвешенного или невзвешенного среднего определяется анализом величины  $\chi^2$ . В случае среднего взвешенного вес каждого оригинального результата ограничивается 50 %. В качестве итоговой погрешности ( $u_c$ ) принимается большая из двух погрешностей среднего взвешенного: внутренней и внешней. Для расходящегося набора данных она может быть расширена, чтобы перекрыть самое точное входное значение.

Для некоторых применений может оказаться необходимым расширенная погрешность ( $U$ ), выраженная как:  $U(y) = k \times u_c(y)$ , где  $k$  - коэффициент перекрытия. Для этой публикации принято  $k = 1$ .



Значение погрешности, в скобках, приводится в единицах последней значащей цифры, т.е.:  
9,230 (11) означает  $9,230 \pm 0,011$  и  
9,2 (11)  $9,2 \pm 1,1$

Если значение величины дается без погрешности, она считается сомнительной и приводится для информации. Такие величины часто оценивались из схемы распада под рубрикой "порядка".

Информацию о процедурах оценки можно получить из публикаций [85Zi, 96He, 99In] или непосредственно от авторов.

Информация о смысле физических величин может быть получена из [99In].

## НУМЕРАЦИЯ

Ядерные уровни произвольно пронумерованы от 0 для основного состояния до  $n$  для  $n$ -ого возбужденного уровня. Все переходы обозначаются по их начальному и конечному уровням.

Для слабых переходов, не показанных стрелкой в схеме распада, начальный и конечный уровни обозначаются как  $(-1, n)$ .

Для гамма-излучения с энергией 511 кэВ, которое следует за бета-плюс распадом, принято обозначение  $(-1, -1)$ .

## ЕДИНИЦЫ

Рекомендованные значения выражены:

- для периодов полураспада:
  - . в секундах для  $T_{1/2} \leq 60$  секунд      s
  - . в минутах для  $T_{1/2} > 60$  секунд      min
  - . в часах для  $T_{1/2} > 60$  минут      h
  - . в сутках для  $T_{1/2} > 24$  часов      d
  - . в годах для  $T_{1/2} > 365$  суток      a

1 год = 365,242198 суток = 31 556 926 секунд

- для вероятностей переходов и числа испускаемых частиц значения даны на 100 распадов;
- для энергий значения выражены в килоэлектронвольтах (keV).

## ПРИМЕЧАНИЕ

Этот выпуск подготовлен в 2013 г. Новые оценки и обновленные результаты можно найти на сайте:

<http://www.nucleide.org/NucData.htm>

<http://www.bipm.org/en/publications/monographie-ri-5.html>

## TABLA DE RADIONUCLEIDOS

### INTRODUCCION

El Laboratorio Nacional Henri Becquerel (LNHB) inició en 1974 el estudio de datos nucleares y atómicos que caracterizan la desintegración de radionucleidos. Esas evaluaciones han permitido la publicación de cuatro volúmenes de la Tabla de Radionucleidos [87Ta, 99Be]. Este nuevo volumen es el siguiente en la continuación del estudio precedente *Monographie BIPM-5* [04Be, 06Be, 08Be, 10Be, 11Be].

Para facilitar la corrección de nueva información y mejorar la comodidad de consulta a los lectores, el LNHB a creado una base de datos informatizada. El programa NUCLEIDE permite el acceso a la Tabla de Radionucleidos con la ayuda de menús en cascada disponibles con un simple « clic ».

El objetivo de la Tabla de Radionucleidos es el de proporcionar información sobre un número limitado de radionucleidos utilizados en el campo de la metrología o en otras disciplinas (medicina nuclear, medio ambiente, ciclo del combustible, etc.)

Los datos recomendados incluyen : el período de semidesintegración, los modos de desintegración, las emisiones  $\alpha$ ,  $\beta$ ,  $\gamma$ , X y de electrones atómicos asociados a las mismas.

Con el propósito de actualizar y agregar nuevas evaluaciones rápidamente el *Laboratoire National Henri Becquerel* (LNHB, Francia) y el *Physikalisch-Technische Bundesanstalt* (PTB, Alemania) establecieron un acuerdo de colaboración. Posteriormente se unieron el *Idaho National Engineering & Environmental Laboratory* (INEEL, USA), *Lawrence Berkeley National Laboratory* (LBNL, USA) y *Khlopin Radium Institute* (KRI, Rusia). El primer trabajo de esta colaboración internacional fue el de establecer el método y las reglas comunes de evaluación. Las evaluaciones proponen valores recomendados e incertidumbres asociadas. Éstos valores han sido evaluados a partir de datos experimentales. En su ausencia, los valores se obtienen por cálculos teóricos. Todas las referencias utilizadas para la evaluación de un radionucleido se citan al final de cada capítulo.

### VALORES RECOMENDADOS E INCERTIDUMBRES

Las principales etapas para evaluar datos con sus incertidumbres son:

- Un análisis crítico de todas las publicaciones disponibles con el fin de obtener un valor con su incertidumbre, considerada como incertidumbre típica combinada.
- La determinación de un valor recomendado que es, según el caso, una media simple o ponderada de valores obtenidos de publicaciones. Ésto se decide tras el chi-cuadrado reducido. En el caso de una media ponderada para conjuntos de valores discrepantes, el peso estadístico relativo de cada valor es limitado al 50 %. La incertidumbre,  $u_c$ , es el mayor de los valores de las incertidumbres interna o externa. En el caso de conjuntos de valores discrepantes, este valor puede ser extendido con el fin de incluir el valor experimental más preciso.

Para ciertas aplicaciones, es necesario definir una incertidumbre expandida, llamada  $U$ :

$$U(y) = k \times u_c(y) \quad \text{donde } k \text{ es el factor de cobertura.}$$

El valor de  $k$  utilizado en esta publicación es:  $k = 1$ .

Los valores de incertidumbres indicados entre paréntesis corresponden a las últimas cifras significativas, por ejemplo:

$$\begin{array}{lll} 9,230 \text{ (11)} & \text{significa} & 9,230 \pm 0,011 \quad \text{y} \\ 9,2 \text{ (11)} & \text{significa} & 9,2 \pm 1,1 \end{array}$$

Valores dados sin incertidumbres se consideran dudosos (usualmente se presentan como valores aproximados, y a menudo estimados a partir de los esquemas de desintegración).

Para más información sobre las técnicas de evaluación consultar [85Zi], [96He], [99In] o directamente con el autor.

## NUMERACION

Los niveles de un núcleo están arbitrariamente numerados desde “0” (para el nivel fundamental), hasta “ $n$ ” para el  $n$ ésimo nivel excitado. Las transiciones se representan por sus niveles inicial y final.

En el caso de una transición débil e imposible de situar en el esquema de desintegración, el nivel inicial y el final están designados con la siguiente notación:  $(-1, n)$ .

En el caso de una emisión  $\gamma$  de 511 keV que sigue a una desintegración  $\beta^+$ , la notación adoptada es:  $(-1, -1)$ .

## UNIDADES

Los valores recomendados se dan:

- para los períodos de semidesintegración:

|   | Símbolo |
|---|---------|
| . en segundos para $T_{1/2} \leq 60$ segundos | s       |
| . en minutos para $T_{1/2} > 60$ segundos     | min     |
| . en horas para $T_{1/2} > 60$ minutos        | h       |
| . en días para $T_{1/2} > 24$ horas           | d       |
| . en años para $T_{1/2} > 365$ días           | a       |

1 año = 365,242 198 días = 31 556 926 segundos;

- para las probabilidades de transición y número de partículas emitidas, los valores se dan por 100 desintegraciones;
- para las energías, los valores se expresan en keV.

## ADVERTENCIA

Este documento ha sido imprimido en el 2013. Para obtener todas las nuevas evaluaciones actualizadas ulteriormente, el lector deberá referirse a los documentos disponibles en:

<http://www.nucleide.org/NucData.htm>

<http://www.bipm.org/en/publications/monographie-ri-5.html>

## RÉFÉRENCES

## REFERENCES

## REFERENZEN

## REFERENCIAS

[87Ta] **Table de Radionucléides**, F. Lagoutine, N. Coursol, J. Legrand. ISBN 2 7272 0078 1 (LMRI, 1982-1987).

[85Zi] **W.L. Zijp**, Netherland Energy Research Foundation, ECN, Petten, The Netherlands, Rep. ECN-179.

[96He] **R.G. Helmer**, Proceedings of the Int. Symp. "Advances in alpha-, beta- and gamma-ray Spectrometry", St. Petersburg, September 1996, p. 71.

[96Be] **M.-M. Bé, B. Duchemin and J. Lamé**. Nucl. Instrum. Methods A369 (1996) 523 and Bulletin du Bureau National de Métrologie 110 (1998).

[99In] **Table de Radionucléides. Introduction, nouvelle version**. Introduction, revised version. Einleitung, überarbeitete Fassung. ISBN 2 7272 0201 6, BNM-CEA/LNHB BP 52, 91191 Gif-sur-Yvette Cedex, France.

[99Be] **M.-M. Bé, E. Browne, V. Chechev, R.G. Helmer, E. Schönfeld**. Table de Radionucléides, ISBN 2 7272 0200 8 and ISBN 2 7272 0211 3(LHNB, 1988-1999).

[04Be] **M.M. Bé, E. Browne, V. Chechev, V. Chisté, R. Dersch, C. Dulieu, R.G. Helmer, T.D. MacMahon, A.L. Nichols, E. Schönfeld**. *Table of Radionuclides, Monographie BIPM-5, vol 1 & 2*, ISBN 92-822-2207-7 (set) and ISBN 92-822-2205-5 (CD), CEA/BNM-LNHB, 91191 Gif-sur-Yvette, France and BIPM, Pavillon de Breteuil, 92312 Sèvres, France.

and

**M.M. Bé, E. Browne, V. Chechev, V. Chisté, R. Dersch, C. Dulieu, R.G. Helmer, N. Kuzmenko, A.L. Nichols, E. Schönfeld**. NUCLEIDE, *Table de Radionucléides sur CD-Rom*, Version 2-2004, CEA/BNM-LNHB, 91191 Gif-sur-Yvette, France.

[06Be] **Marie-Martine BÉ, Vanessa CHISTÉ, Christophe DULIEU; Edgardo BROWNE, Coral BAGLIN; Valery CHECHEV, Nikolay KUZMENKO; Richard G. HELMER; Filip G. KONDEV; T. Desmond MACMAHON; Kyung Beom LEE**. *Table of Radionuclides, Monographie BIPM-5, vol. 3*, ISSN 92-822-2204-7 (set), ISBN 92-822-2218-7 (Vol. 3) and ISBN 92-822-2219-5 (CD), CEA/LNE-LNHB, 91191 Gif-sur-Yvette, France and BIPM, Pavillon de Breteuil, 92312 Sèvres, France.

[08Be] **Marie-Martine BÉ, Vanessa CHISTÉ, Christophe DULIEU; Edgardo BROWNE; Valery CHECHEV, Nikolay KUZMENKO; Filip G. KONDEV; Aurelian LUCA; Mónica GALÁN; Andrew PEARCE; Xiaolong HUANG**. *Table of Radionuclides, Monographie BIPM-5, vol. 4*, ISBN 92-822-2230-6 (Vol. 4) and ISBN 92-822-2231-4 (CD), CEA/LNE-LNHB, 91191 Gif-sur-Yvette, France and BIPM, Pavillon de Breteuil, 92312 Sèvres, France.

[10Be] **Marie-Martine BÉ, Vanessa CHISTÉ, Christophe DULIEU, Xavier MOUGEOT, Edgardo BROWNE, Valery CHECHEV, Nikolay KUZMENKO, Filip G. KONDEV, Aurelian LUCA, Mónica GALÁN, Arzu ARINC, Xiaolong HUANG, Alan NICHOLS**. *Table of Radionuclides, Monographie BIPM-5, vol.5*, ISBN 13 978-92-822-2234-8 (Vol. 5) et 13 978-92-822-2235-5 (CD-Rom), CEA/LNE-LNHB, 91191 Gif-sur-Yvette, France and BIPM, Pavillon de Breteuil, 92312 Sèvres, France.

Table of Radionuclides, Monographie BIPM-5, Commentaires, vol.5, ISBN 13 978-92-822-2235-5 (CD-Rom), CEA/LNE-LNHB, 91191 Gif-sur-Yvette, France and BIPM, Pavillon de Breteuil, 92312 Sèvres, France.

[11Be] **Marie-Martine BÉ, Vanessa CHISTÉ, Christophe DULIEU, Xavier MOUGEOT, Valery CHECHEV, Nikolay KUZMENKO, Filip G. KONDEV, Aurelian LUCA, Mónica GALÁN, Arzu ARINC, Xiaolong HUANG, B. WANG, Alan NICHOLS.** Table of Radionuclides, Monographie BIPM-5, vol.6, ISBN 13 978-92-822-2242-3 (Vol. 6) et 13 978-92-822-2243-0 (CD-Rom), CEA/LNE-LNHB, 91191 Gif-sur-Yvette, France and BIPM, Pavillon de Breteuil, 92312 Sèvres, France.

Table of Radionuclides, Monographie BIPM-5, Commentaires, vol.6, ISBN 13 978-92-822-2243-0 (CD-Rom), CEA/LNE-LNHB, 91191 Gif-sur-Yvette, France and BIPM, Pavillon de Breteuil, 92312 Sèvres, France.

**AUTEURS POUR CORRESPONDANCE**

**AUTHOR'S MAIL ADDRESSES**

**ADRESSEN DER AUTOREN**

**AUTORES PARA CORRESPONDENCIA**

Toutes demandes de renseignements concernant les données recommandées et la façon dont elles ont été établies doivent être adressées directement aux auteurs des évaluations.

Information on the data and the evaluation methods is available from the authors listed below.

Informationen über die Daten und Evaluationsprozeduren können bei den im folgenden zusammengestellten Autoren angefordert werden:

Todos los pedidos de información relativos a datos recomendados y la manera de establecerlos deben dirigirse directamente a los autores de las evaluaciones.

**Dr. Arzu Arinc**

National Physical Laboratory  
Teddington,  
Middlesex, TW11 OLM, United Kingdom  
E-mail: [Arzu.Arinc@npl.co.uk](mailto:Arzu.Arinc@npl.co.uk)

**Dr. Marie-Martine Bé**

CEA/LNHB  
91191 Gif-sur-Yvette, CEDEX, France  
Tel: 33-1-69-08-46-41  
Fax: 33-1-69-08-26-19  
E-mail: [mmbe@cea.fr](mailto:mmbe@cea.fr)

**Dr. Valery P. Chechev**

V.G. Khlopin Radium Institute  
28, 2<sup>nd</sup> Murinsky Ave., 194021 St. Petersburg, Russia  
Tel: 007 (812) 2473706  
Fax: 007 (812) 2478095  
E-mail: [chechev@atom.nw.ru](mailto:chechev@atom.nw.ru)

**Dr. Vanessa Chisté**

CEA/LNHB  
91191 Gif-sur-Yvette, CEDEX, France  
Tel: 33-1-69-08-63-07  
E-mail: [vanessa.chiste@cea.fr](mailto:vanessa.chiste@cea.fr)

**Dr. Mónica Galán**

CIEMAT, Laboratorio de Metrología de Radiaciones Ionizantes  
Avenida de la Complutense, 22  
28040 Madrid, Spain  
E-mail: [monica.galan@ciemat.es](mailto:monica.galan@ciemat.es)

**Dr. Xialong Huang**

China Nuclear Data center  
PO Box 275 (41)  
Beijing, China  
E-mail: [huang@ciae.ac.cn](mailto:huang@ciae.ac.cn)

**Dr. Filip G. Kondev**

Applied Physics and Nuclear Data,  
Nuclear Engineering Division  
Argonne National Laboratory  
9700 South Cass Ave. Argonne, IL 60439, USA  
Tel: 1-(630) 252-4484  
Fax: 1-(630) 252-5287  
E-mail: [kondev@anl.gov](mailto:kondev@anl.gov)

**Dr. Aurelian Luca**

IFIN-HH/Radionuclide Metrology Laboratory  
407 Atomistilor street  
PO Box MG-6  
077125 Mahurele, Ilfov County, Romania  
E-mail: [aluca@ifin.nipne.ro](mailto:aluca@ifin.nipne.ro)

**Dr. Xavier Mougeot**

CEA/LNHB  
91191 Gif-sur-Yvette, CEDEX, France  
E-mail: [xavier.mougeot@cea.fr](mailto:xavier.mougeot@cea.fr)

**Dr. Alan L. Nichols**

Department of Physics  
University of Surrey  
Guildford GU2 7XH, United Kingdom  
Tel: 44-1235-524077  
E-mail: [alanl.nichols@btinternet.com](mailto:alanl.nichols@btinternet.com)

# Table of contents

(Volumes 5, 6 & 7)

List of radionuclides included in:

| Volume 7 - A = 14 to 245 |         |      | Volume 6 - A = 41 to 242 |         |      | Volume 5 - A = 22 to 244 |         |      |
|--------------------------|---------|------|--------------------------|---------|------|--------------------------|---------|------|
| Mass                     | Nuclide | Page | Mass                     | Nuclide | Page | Mass                     | Nuclide | Page |
| 14                       | C-14    | 1    | 41                       | Ar-41   | 1    | 22                       | Na-22   | 1    |
| 35                       | S-35    | 5    | 59                       | Ni-59   | 7    | 40                       | K-40    | 7    |
| 36                       | Cl-36   | 9    | 64                       | Cu-64*  | 13   | 75                       | Se-75   | 13   |
| 37                       | Ar-37   | 15   | 99                       | Tc-99   | 21   | 124                      | Sb-124  | 21   |
| 45                       | Ca-45   | 21   | 109                      | Pd-109  | 27   | 207                      | Bi-207  | 33   |
| 67                       | Ga-67*  | 25   | 125                      | I-125   | 37   | 211                      | Bi-211  | 41   |
| 68                       | Ga-68   | 33   | 132                      | Te-132  | 43   | 217                      | At-217  | 47   |
| 68                       | Ge-68   | 41   | 182                      | Ta-182  | 49   | 225                      | Ra-225  | 53   |
| 127                      | Sb-127  | 47   | 209                      | Pb-209  | 61   | 225                      | Ac-225  | 59   |
| 127                      | Te-127  | 57   | 209                      | Po-209  | 65   | 228                      | Ra-228  | 81   |
| 127                      | Te-127m | 63   | 211                      | Po-211  | 73   | 231                      | Th-231  | 85   |
| 134                      | Cs-134  | 73   | 215                      | Po-215  | 79   | 232                      | Th-232  | 95   |
| 141                      | Ce-141  | 81   | 215                      | At-215  | 85   | 233                      | Th-233* | 101  |
| 147                      | Nd-147  | 87   | 219                      | At-219  | 91   | 233                      | Pa-233* | 117  |
| 147                      | Pm-147  | 95   | 219                      | Rn-219  | 95   | 234                      | Th-234  | 127  |
| 195                      | Au-195  | 101  | 223                      | Fr-223  | 105  | 235                      | U-235   | 133  |
| 206                      | Hg-206  | 107  | 223                      | Ra-223  | 125  | 237                      | U-237*  | 145  |
| 207                      | Tl-207  | 113  | 228                      | Ac-228  | 139  | 238                      | Pu-238* | 153  |
| 208                      | Tl-208* | 119  | 231                      | Pa-231  | 165  | 240                      | Pu-240* | 165  |
| 209                      | Tl-209  | 127  | 234                      | Pa-234  | 177  | 241                      | Am-241* | 175  |
| 211                      | Pb-211  | 135  | 234                      | Pa-234m | 213  | 242                      | Pu-242* | 197  |
| 211                      | At-211  | 143  | 236                      | Np-236* | 231  | 242                      | Am-242  | 203  |
| 213                      | Bi-213  | 153  | 237                      | Np-237* | 239  | 243                      | Am-243* | 209  |
| 215                      | Bi-215  | 163  | 239                      | U-239*  | 251  | 244                      | Am-244  | 217  |
| 228                      | Th-228* | 171  | 242                      | Am-242m | 267  | 244                      | Am-244m | 223  |
| 242                      | Cm-242* | 179  |                          |         |      |                          |         |      |
| 243                      | Cm-243  | 189  |                          |         |      |                          |         |      |
| 244                      | Cm-244* | 201  |                          |         |      |                          |         |      |
| 245                      | Cm-245  | 209  |                          |         |      |                          |         |      |

\* : updated evaluations

\* : updated evaluations

\* : updated evaluations



# Table of contents

(Volumes 3 & 4)

List of radionuclides included in:

## Volume 4 - A = 133 to 252

| Mass | Nuclide | Page |
|------|---------|------|
| 133  | I-133   | 1    |
| 133  | Xe-133  | 11   |
| 133  | Xe-133m | 17   |
| 135  | Xe-135m | 23   |
| 139  | Ce-139  | 31   |
| 206  | Tl-206  | 39   |
| 210  | Tl-210  | 45   |
| 210  | Pb-210  | 51   |
| 210  | Bi-210  | 59   |
| 210  | Po-210  | 65   |
| 213  | Po-213  | 71   |
| 214  | Pb-214  | 75   |
| 214  | Bi-214  | 83   |
| 214  | Po-214  | 111  |
| 217  | Rn-217  | 117  |
| 218  | Po-218  | 121  |
| 218  | At-218  | 125  |
| 218  | Rn-218  | 129  |
| 221  | Fr-221  | 135  |
| 222  | Rn-222  | 143  |
| 226  | Ra-226* | 149  |
| 227  | Ac-227  | 155  |
| 232  | U-232   | 169  |
| 236  | U-236   | 177  |
| 237  | Np-237  | 183  |
| 238  | Np-238  | 195  |
| 239  | U-239   | 205  |
| 239  | Np-239  | 221  |
| 239  | Pu-239  | 231  |
| 241  | Pu-241  | 259  |
| 246  | Cm-246  | 269  |
| 252  | Cf-252  | 277  |

## Volume 3 - A = 3 to 244

| Mass | Nuclide | Page |
|------|---------|------|
| 3    | H-3     | 1    |
| 55   | Fe-55   | 5    |
| 56   | Co-56   | 11   |
| 60   | Co-60   | 23   |
| 63   | Ni-63   | 29   |
| 65   | Zn-65   | 33   |
| 79   | Se-79   | 39   |
| 90   | Sr-90   | 43   |
| 90   | Y-90    | 47   |
| 90   | Y-90m   | 53   |
| 108  | Ag-108  | 59   |
| 108  | Ag-108m | 67   |
| 111  | In-111  | 75   |
| 125  | Sb-125* | 81   |
| 137  | Cs-137  | 91   |
| 153  | Sm-153* | 99   |
| 159  | Gd-159  | 109  |
| 203  | Pb-203  | 115  |
| 233  | Pa-233  | 123  |
| 233  | Th-233  | 133  |
| 234  | U-234   | 147  |
| 236  | Np-236  | 155  |
| 236  | Np-236m | 163  |
| 237  | U-237   | 169  |
| 238  | U-238   | 177  |
| 242  | Cm-242  | 185  |
| 243  | Am-243  | 195  |
| 244  | Cm-244  | 203  |

\* : updated evaluations

\* : updated evaluations

# Table of contents

(Volumes 1 & 2)

List of radionuclides included in:

| Volume 2 - A = 151 to 242 |         |      | Volume 1 - A = 1 to 150 |         |      |
|---------------------------|---------|------|-------------------------|---------|------|
| Mass                      | Nuclide | Page | Mass                    | Nuclide | Page |
| 152                       | Eu-152  | 1    | 7                       | Be-7    | 1    |
| 153                       | Gd-153  | 21   | 11                      | C-11    | 7    |
| 153                       | Sm-153  | 27   | 13                      | N-13    | 11   |
| 154                       | Eu-154  | 37   | 15                      | O-15    | 17   |
| 155                       | Eu-155  | 59   | 18                      | F-18    | 21   |
| 166                       | Ho-166  | 67   | 24                      | Na-24   | 27   |
| 166                       | Ho-166m | 75   | 32                      | P-32    | 35   |
| 169                       | Yb-169  | 87   | 33                      | P-33    | 41   |
| 170                       | Tm-170  | 99   | 44                      | Sc-44   | 45   |
| 177                       | Lu-177  | 107  | 44                      | Ti-44   | 51   |
| 186                       | Re-186  | 113  | 46                      | Sc-46   | 57   |
| 198                       | Au-198  | 121  | 51                      | Cr-51   | 63   |
| 201                       | Tl-201  | 129  | 54                      | Mn-54   | 71   |
| 203                       | Hg-203  | 135  | 56                      | Mn-56   | 77   |
| 204                       | Tl-204  | 141  | 57                      | Co-57   | 83   |
| 208                       | Tl-208  | 147  | 57                      | Ni-57   | 91   |
| 212                       | Bi-212  | 155  | 59                      | Fe-59   | 99   |
| 212                       | Pb-212  | 167  | 64                      | Cu-64   | 105  |
| 212                       | Po-212  | 173  | 66                      | Ga-66   | 113  |
| 216                       | Po-216  | 177  | 67                      | Ga-67   | 133  |
| 220                       | Rn-220  | 183  | 85                      | Kr-85   | 141  |
| 224                       | Ra-224  | 189  | 85                      | Sr-85   | 147  |
| 226                       | Ra-226  | 195  | 88                      | Y-88    | 153  |
| 227                       | Th-227  | 201  | 89                      | Sr-89   | 161  |
| 228                       | Th-228  | 227  | 93                      | Nb-93m  | 167  |
| 238                       | Pu-238  | 235  | 99                      | Mo-99   | 173  |
| 240                       | Pu-240  | 247  | 99                      | Tc-99m  | 183  |
| 241                       | Am-241  | 257  | 109                     | Cd-109  | 191  |
| 242                       | Pu-242  | 277  | 110                     | Ag-110  | 199  |
|                           |         |      | 110                     | Ag-110m | 207  |
|                           |         |      | 123                     | I-123   | 219  |
|                           |         |      | 123                     | Te-123m | 229  |
|                           |         |      | 125                     | Sb-125  | 235  |
|                           |         |      | 129                     | I-129   | 243  |
|                           |         |      | 131                     | I-131   | 249  |
|                           |         |      | 131                     | Xe-131m | 257  |
|                           |         |      | 133                     | Ba-133  | 263  |
|                           |         |      | 140                     | Ba-140  | 271  |
|                           |         |      | 140                     | La-140  | 277  |

## Table of contents

(Volumes 1 to 7 – All nuclides sorted by increasing mass number)

| Mass | Nuclide | Vol/Page | Mass | Nuclide | Vol/Page | Mass | Nuclide | Vol/Page | Mass | Nuclide | Vol/Page |
|------|---------|----------|------|---------|----------|------|---------|----------|------|---------|----------|
| 3    | H-3     | 3 / 1    | 108  | Ag-108  | 3 / 59   | 204  | Tl-204  | 2 / 141  | 228  | Th-228* | 7 / 171  |
| 7    | Be-7    | 1 / 1    | 108  | Ag-108m | 3 / 67   | 206  | Hg-206  | 7 / 107  | 231  | Th-231  | 5 / 85   |
| 11   | C-11    | 1 / 7    | 109  | Pd-109  | 6 / 27   | 206  | Tl-206  | 4 / 39   | 231  | Pa-231  | 6 / 165  |
| 13   | N-13    | 1 / 11   | 109  | Cd-109  | 1 / 191  | 207  | Tl-207  | 7 / 113  | 232  | Th-232  | 5 / 95   |
| 14   | C-14    | 7 / 1    | 110  | Ag-110  | 1 / 199  | 207  | Bi-207  | 5 / 33   | 232  | U-232   | 4 / 169  |
| 15   | O-15    | 1 / 17   | 110  | Ag-110m | 1 / 207  | 208  | Tl-208  | 2 / 147  | 233  | Th-233  | 3 / 133  |
| 18   | F-18    | 1 / 21   | 111  | In-111  | 3 / 75   | 208  | Tl-208* | 7 / 119  | 233  | Th-233* | 5 / 101  |
| 22   | Na-22   | 5 / 1    | 123  | Te-123m | 1 / 229  | 209  | Tl-209  | 7 / 127  | 233  | Pa-233  | 3 / 123  |
| 24   | Na-24   | 1 / 27   | 123  | I-123   | 1 / 219  | 209  | Pb-209  | 6 / 61   | 233  | Pa-233* | 5 / 117  |
| 32   | P-32    | 1 / 35   | 124  | Sb-124  | 5 / 21   | 209  | Po-209  | 6 / 65   | 234  | Th-234  | 5 / 127  |
| 33   | P-33    | 1 / 41   | 125  | Sb-125  | 1 / 235  | 210  | Tl-210  | 4 / 45   | 234  | Pa-234  | 6 / 177  |
| 35   | S-35    | 7 / 5    | 125  | Sb-125* | 3 / 81   | 210  | Pb-210  | 4 / 51   | 234  | Pa-234m | 6 / 213  |
| 36   | Cl-36   | 7 / 9    | 125  | I-125   | 6 / 37   | 210  | Bi-210  | 4 / 59   | 234  | U-234   | 3 / 147  |
| 37   | Ar-37   | 7 / 15   | 127  | Sb-127  | 7 / 47   | 210  | Po-210  | 4 / 65   | 235  | U-235   | 5 / 133  |
| 40   | K-40    | 5 / 7    | 127  | Te-127  | 7 / 57   | 211  | Pb-211  | 7 / 135  | 236  | U-236   | 4 / 177  |
| 41   | Ar-41   | 6 / 1    | 127  | Te-127m | 7 / 63   | 211  | Bi-211  | 5 / 41   | 236  | Np-236  | 3 / 155  |
| 44   | Sc-44   | 1 / 45   | 129  | I-129   | 1 / 243  | 211  | Po-211  | 6 / 73   | 236  | Np-236m | 3 / 163  |
| 44   | Ti-44   | 1 / 51   | 131  | I-131   | 1 / 249  | 211  | At-211  | 7 / 143  | 236  | Np-236* | 6 / 231  |
| 45   | Ca-45   | 7 / 21   | 131  | Xe-131m | 1 / 257  | 212  | Pb-212  | 2 / 167  | 237  | U-237   | 3 / 169  |
| 46   | Sc-46   | 1 / 57   | 132  | Te-132  | 6 / 43   | 212  | Bi-212  | 2 / 155  | 237  | U-237*  | 5 / 145  |
| 51   | Cr-51   | 1 / 63   | 133  | I-133   | 4 / 1    | 212  | Po-212  | 2 / 173  | 237  | Np-237  | 4 / 183  |
| 54   | Mn-54   | 1 / 71   | 133  | Xe-133  | 4 / 11   | 213  | Bi-213  | 7 / 153  | 237  | Np-237* | 6 / 239  |
| 55   | Fe-55   | 3 / 5    | 133  | Xe-133m | 4 / 17   | 213  | Po-213  | 4 / 71   | 238  | U-238   | 3 / 177  |
| 56   | Mn-56   | 1 / 77   | 133  | Ba-133  | 1 / 263  | 214  | Pb-214  | 4 / 75   | 238  | Np-238  | 4 / 195  |
| 56   | Co-56   | 3 / 11   | 134  | Cs-134  | 7 / 73   | 214  | Bi-214  | 4 / 83   | 238  | Pu-238  | 2 / 235  |
| 57   | Co-57   | 1 / 83   | 135  | Xe-135m | 4 / 23   | 214  | Po-214  | 4 / 111  | 238  | Pu-238* | 5 / 153  |
| 57   | Ni-57   | 1 / 91   | 137  | Cs-137  | 3 / 91   | 215  | Bi-215  | 7 / 163  | 239  | U-239   | 4 / 205  |
| 59   | Fe-59   | 1 / 99   | 139  | Ce-139  | 4 / 31   | 215  | Po-215  | 6 / 79   | 239  | U-239*  | 6 / 251  |
| 59   | Ni-59   | 6 / 7    | 140  | Ba-140  | 1 / 271  | 215  | At-215  | 6 / 85   | 239  | Np-239  | 4 / 221  |
| 60   | Co-60   | 3 / 23   | 140  | La-140  | 1 / 277  | 216  | Po-216  | 2 / 177  | 239  | Pu-239  | 4 / 231  |
| 63   | Ni-63   | 3 / 29   | 141  | Ce-141  | 7 / 81   | 217  | At-217  | 5 / 47   | 240  | Pu-240  | 2 / 247  |
| 64   | Cu-64   | 1 / 105  | 147  | Nd-147  | 7 / 87   | 217  | Rn-217  | 4 / 117  | 240  | Pu-240* | 5 / 165  |
| 64   | Cu-64*  | 6 / 13   | 147  | Pm-147  | 7 / 95   | 218  | Po-218  | 4 / 121  | 241  | Pu-241  | 4 / 259  |
| 65   | Zn-65   | 3 / 33   | 152  | Eu-152  | 2 / 1    | 218  | At-218  | 4 / 125  | 241  | Am-241  | 2 / 257  |
| 66   | Ga-66   | 1 / 113  | 153  | Sm-153  | 2 / 27   | 218  | Rn-218  | 4 / 129  | 241  | Am-241* | 5 / 175  |
| 67   | Ga-67   | 1 / 133  | 153  | Sm-153* | 3 / 99   | 219  | At-219  | 6 / 91   | 242  | Pu-242  | 2 / 277  |
| 67   | Ga-67*  | 7 / 25   | 153  | Gd-153  | 2 / 21   | 219  | Rn-219  | 6 / 95   | 242  | Pu-242* | 5 / 197  |
| 68   | Ga-68   | 7 / 33   | 154  | Eu-154  | 2 / 37   | 220  | Rn-220  | 2 / 183  | 242  | Am-242  | 5 / 203  |
| 68   | Ge-68   | 7 / 41   | 155  | Eu-155  | 2 / 59   | 221  | Fr-221  | 4 / 135  | 242  | Am-242m | 6 / 267  |
| 75   | Se-75   | 5 / 13   | 159  | Gd-159  | 3 / 109  | 222  | Rn-222  | 4 / 143  | 242  | Cm-242  | 3 / 185  |
| 79   | Se-79   | 3 / 39   | 166  | Ho-166  | 2 / 67   | 223  | Fr-223  | 6 / 105  | 242  | Cm-242* | 7 / 179  |
| 85   | Kr-85   | 1 / 141  | 166  | Ho-166m | 2 / 75   | 223  | Ra-223  | 6 / 125  | 243  | Am-243  | 3 / 195  |
| 85   | Sr-85   | 1 / 147  | 169  | Yb-169  | 2 / 87   | 224  | Ra-224  | 2 / 189  | 243  | Am-243* | 5 / 209  |
| 88   | Y-88    | 1 / 153  | 170  | Tm-170  | 2 / 99   | 225  | Ra-225  | 5 / 53   | 243  | Cm-243  | 7 / 189  |
| 89   | Sr-89   | 1 / 161  | 177  | Lu-177  | 2 / 107  | 225  | Ac-225  | 5 / 59   | 244  | Am-244  | 5 / 217  |
| 90   | Sr-90   | 3 / 43   | 182  | Ta-182  | 6 / 49   | 226  | Ra-226  | 2 / 195  | 244  | Am-244m | 5 / 223  |
| 90   | Y-90    | 3 / 47   | 186  | Re-186  | 2 / 113  | 226  | Ra-226* | 4 / 149  | 244  | Cm-244  | 3 / 203  |
| 90   | Y-90m   | 3 / 53   | 195  | Au-195  | 7 / 101  | 227  | Ac-227  | 4 / 155  | 244  | Cm-244* | 7 / 201  |
| 93   | Nb-93m  | 1 / 167  | 198  | Au-198  | 2 / 121  | 227  | Th-227  | 2 / 201  | 245  | Cm-245  | 7 / 209  |
| 99   | Mo-99   | 1 / 173  | 201  | Tl-201  | 2 / 129  | 228  | Ra-228  | 5 / 81   | 246  | Cm-246  | 4 / 269  |
| 99   | Tc-99m  | 1 / 183  | 203  | Hg-203  | 2 / 135  | 228  | Ac-228  | 6 / 139  | 252  | Cf-252  | 4 / 277  |
| 99   | Tc-99   | 6 / 21   | 203  | Pb-203  | 3 / 115  | 228  | Th-228  | 2 / 227  |      |         |          |

\* : updated evaluations

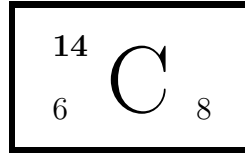
## Table of contents

(Volumes 1 to 7 – All nuclides sorted by alphabetical order)

| Mass | Nuclide | Vol/Page | Mass | Nuclide | Vol/Page | Mass | Nuclide | Vol/Page | Mass | Nuclide | Vol/Page |
|------|---------|----------|------|---------|----------|------|---------|----------|------|---------|----------|
| 225  | Ac-225  | 5 / 59   | 51   | Cr-51   | 1 / 63   | 239  | Np-239  | 4 / 221  | 46   | Sc-46   | 1 / 57   |
| 227  | Ac-227  | 4 / 155  | 134  | Cs-134  | 7 / 73   | 15   | O-15    | 1 / 17   | 75   | Se-75   | 5 / 13   |
| 228  | Ac-228  | 6 / 139  | 137  | Cs-137  | 3 / 91   | 32   | P-32    | 1 / 35   | 79   | Se-79   | 3 / 39   |
| 108  | Ag-108  | 3 / 59   | 64   | Cu-64   | 1 / 105  | 33   | P-33    | 1 / 41   | 153  | Sm-153  | 2 / 27   |
| 108  | Ag-108m | 3 / 67   | 64   | Cu-64*  | 6 / 13   | 231  | Pa-231  | 6 / 165  | 153  | Sm-153* | 3 / 99   |
| 110  | Ag-110  | 1 / 199  | 152  | Eu-152  | 2 / 1    | 233  | Pa-233  | 3 / 123  | 85   | Sr-85   | 1 / 147  |
| 110  | Ag-110m | 1 / 207  | 154  | Eu-154  | 2 / 37   | 233  | Pa-233* | 5 / 117  | 89   | Sr-89   | 1 / 161  |
| 241  | Am-241  | 2 / 257  | 155  | Eu-155  | 2 / 59   | 234  | Pa-234  | 6 / 177  | 90   | Sr-90   | 3 / 43   |
| 241  | Am-241* | 5 / 175  | 18   | F-18    | 1 / 21   | 234  | Pa-234m | 6 / 213  | 182  | Ta-182  | 6 / 49   |
| 242  | Am-242  | 5 / 203  | 55   | Fe-55   | 3 / 5    | 203  | Pb-203  | 3 / 115  | 99   | Tc-99   | 6 / 21   |
| 242  | Am-242m | 6 / 267  | 59   | Fe-59   | 1 / 99   | 209  | Pb-209  | 6 / 61   | 99   | Tc-99m  | 1 / 183  |
| 243  | Am-243  | 3 / 195  | 221  | Fr-221  | 4 / 135  | 210  | Pb-210  | 4 / 51   | 123  | Te-123m | 1 / 229  |
| 243  | Am-243* | 5 / 209  | 223  | Fr-223  | 6 / 105  | 211  | Pb-211  | 7 / 135  | 127  | Te-127  | 7 / 57   |
| 244  | Am-244  | 5 / 217  | 66   | Ga-66   | 1 / 113  | 212  | Pb-212  | 2 / 167  | 127  | Te-127m | 7 / 63   |
| 244  | Am-244m | 5 / 223  | 67   | Ga-67   | 1 / 133  | 214  | Pb-214  | 4 / 75   | 132  | Te-132  | 6 / 43   |
| 37   | Ar-37   | 7 / 15   | 67   | Ga-67*  | 7 / 25   | 109  | Pd-109  | 6 / 27   | 227  | Th-227  | 2 / 201  |
| 41   | Ar-41   | 6 / 1    | 68   | Ga-68   | 7 / 33   | 147  | Pm-147  | 7 / 95   | 228  | Th-228  | 2 / 227  |
| 211  | At-211  | 7 / 143  | 153  | Gd-153  | 2 / 21   | 209  | Po-209  | 6 / 65   | 228  | Th-228* | 7 / 171  |
| 215  | At-215  | 6 / 85   | 159  | Gd-159  | 3 / 109  | 210  | Po-210  | 4 / 65   | 231  | Th-231  | 5 / 85   |
| 217  | At-217  | 5 / 47   | 68   | Ge-68   | 7 / 41   | 211  | Po-211  | 6 / 73   | 232  | Th-232  | 5 / 95   |
| 218  | At-218  | 4 / 125  | 3    | H-3     | 3 / 1    | 212  | Po-212  | 2 / 173  | 233  | Th-233  | 3 / 133  |
| 219  | At-219  | 6 / 91   | 203  | Hg-203  | 2 / 135  | 213  | Po-213  | 4 / 71   | 233  | Th-233* | 5 / 101  |
| 195  | Au-195  | 7 / 101  | 206  | Hg-206  | 7 / 107  | 214  | Po-214  | 4 / 111  | 234  | Th-234  | 5 / 127  |
| 198  | Au-198  | 2 / 121  | 166  | Ho-166  | 2 / 67   | 215  | Po-215  | 6 / 79   | 44   | Ti-44   | 1 / 51   |
| 133  | Ba-133  | 1 / 263  | 166  | Ho-166m | 2 / 75   | 216  | Po-216  | 2 / 177  | 201  | Tl-201  | 2 / 129  |
| 140  | Ba-140  | 1 / 271  | 123  | I-123   | 1 / 219  | 218  | Po-218  | 4 / 121  | 204  | Tl-204  | 2 / 141  |
| 7    | Be-7    | 1 / 1    | 125  | I-125   | 6 / 37   | 238  | Pu-238  | 2 / 235  | 206  | Tl-206  | 4 / 39   |
| 207  | Bi-207  | 5 / 33   | 129  | I-129   | 1 / 243  | 238  | Pu-238* | 5 / 153  | 207  | Tl-207  | 7 / 113  |
| 210  | Bi-210  | 4 / 59   | 131  | I-131   | 1 / 249  | 239  | Pu-239  | 4 / 231  | 208  | Tl-208  | 2 / 147  |
| 211  | Bi-211  | 5 / 41   | 133  | I-133   | 4 / 1    | 240  | Pu-240  | 2 / 247  | 208  | Tl-208* | 7 / 119  |
| 212  | Bi-212  | 2 / 155  | 111  | In-111  | 3 / 75   | 240  | Pu-240* | 5 / 165  | 209  | Tl-209  | 7 / 127  |
| 213  | Bi-213  | 7 / 153  | 40   | K-40    | 5 / 7    | 241  | Pu-241  | 4 / 259  | 210  | Tl-210  | 4 / 45   |
| 214  | Bi-214  | 4 / 83   | 85   | Kr-85   | 1 / 141  | 242  | Pu-242  | 2 / 277  | 170  | Tm-170  | 2 / 99   |
| 215  | Bi-215  | 7 / 163  | 140  | La-140  | 1 / 277  | 242  | Pu-242* | 5 / 197  | 232  | U-232   | 4 / 169  |
| 11   | C-11    | 1 / 7    | 177  | Lu-177  | 2 / 107  | 223  | Ra-223  | 6 / 125  | 234  | U-234   | 3 / 147  |
| 14   | C-14    | 7 / 1    | 54   | Mn-54   | 1 / 71   | 224  | Ra-224  | 2 / 189  | 235  | U-235   | 5 / 133  |
| 45   | Ca-45   | 7 / 21   | 56   | Mn-56   | 1 / 77   | 225  | Ra-225  | 5 / 53   | 236  | U-236   | 4 / 177  |
| 109  | Cd-109  | 1 / 191  | 99   | Mo-99   | 1 / 173  | 226  | Ra-226  | 2 / 195  | 237  | U-237   | 3 / 169  |
| 139  | Ce-139  | 4 / 31   | 13   | N-13    | 1 / 11   | 226  | Ra-226* | 4 / 149  | 237  | U-237*  | 5 / 145  |
| 141  | Ce-141  | 7 / 81   | 22   | Na-22   | 5 / 1    | 228  | Ra-228  | 5 / 81   | 238  | U-238   | 3 / 177  |
| 252  | Cf-252  | 4 / 277  | 24   | Na-24   | 1 / 27   | 186  | Re-186  | 2 / 113  | 239  | U-239   | 4 / 205  |
| 36   | Cl-36   | 7 / 9    | 93   | Nb-93m  | 1 / 167  | 217  | Rn-217  | 4 / 117  | 239  | U-239*  | 6 / 251  |
| 242  | Cm-242  | 3 / 185  | 147  | Nd-147  | 7 / 87   | 218  | Rn-218  | 4 / 129  | 131  | Xe-131m | 1 / 257  |
| 242  | Cm-242* | 7 / 179  | 57   | Ni-57   | 1 / 91   | 219  | Rn-219  | 6 / 95   | 133  | Xe-133  | 4 / 11   |
| 243  | Cm-243  | 7 / 189  | 59   | Ni-59   | 6 / 7    | 220  | Rn-220  | 2 / 183  | 133  | Xe-133m | 4 / 17   |
| 244  | Cm-244  | 3 / 203  | 63   | Ni-63   | 3 / 29   | 222  | Rn-222  | 4 / 143  | 135  | Xe-135m | 4 / 23   |
| 244  | Cm-244* | 7 / 201  | 236  | Np-236  | 3 / 155  | 35   | S-35    | 7 / 5    | 88   | Y-88    | 1 / 153  |
| 245  | Cm-245  | 7 / 209  | 236  | Np-236* | 6 / 231  | 124  | Sb-124  | 5 / 21   | 90   | Y-90    | 3 / 47   |
| 246  | Cm-246  | 4 / 269  | 236  | Np-236m | 3 / 163  | 125  | Sb-125  | 1 / 235  | 90   | Y-90m   | 3 / 53   |
| 56   | Co-56   | 3 / 11   | 237  | Np-237  | 4 / 183  | 125  | Sb-125* | 3 / 81   | 169  | Yb-169  | 2 / 87   |
| 57   | Co-57   | 1 / 83   | 237  | Np-237* | 6 / 239  | 127  | Sb-127  | 7 / 47   | 65   | Zn-65   | 3 / 33   |
| 60   | Co-60   | 3 / 23   | 238  | Np-238  | 4 / 195  | 44   | Sc-44   | 1 / 45   |      |         |          |

\* : updated evaluations





## 1 Decay Scheme

C-14 disintegrates 100 % by beta-minus transition to the ground state of the stable nuclide N-14.  
*Le carbone 14 se désintègre exclusivement par émission bêta moins vers le niveau fondamental d'azote 14.*

## 2 Nuclear Data

$$T_{1/2}(^{14}\text{C}) : 5700 \quad (30) \quad \text{a}$$

$$Q^-(^{14}\text{C}) : 156,476 \quad (4) \quad \text{keV}$$

### 2.1 $\beta^-$ Transitions

|                 | Energy<br>keV | Probability<br>$\times 100$ | Nature  | lg <i>ft</i> |
|-----------------|---------------|-----------------------------|---------|--------------|
| $\beta_{0,0}^-$ | 156,476 (4)   | 100                         | Allowed | 9,04         |

## 3 Electron Emissions

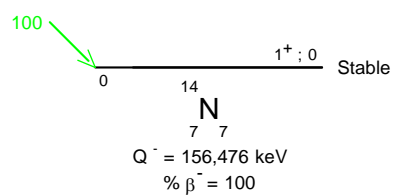
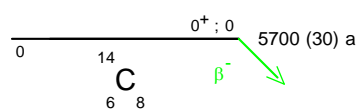
|                 | Energy<br>keV    | Electrons<br>per 100 disint. |
|-----------------|------------------|------------------------------|
| $\beta_{0,0}^-$ | max: 156,476 (4) | 100                          |
| $\beta_{0,0}^-$ | avg: 49,16 (1)   |                              |

## 4 Main Production Modes

$$\left\{ \begin{array}{l} \text{N} - 14(\text{n,p})\text{C} - 14 \\ \text{Possible impurities : none} \end{array} \right.$$

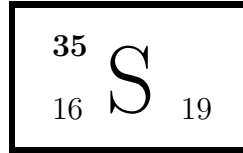
## 5 References

- G.H.JENKS, H.SWEETON. Phys. Rev. 86 (1952) 803  
(Half-life)
- D.E.WATT, D.RAMSDEN, H.W.WILSON. Int. J. Appl. Radiat. Isotop. 11 (1961) 68  
(Half-life)
- W.M.MANN, W.F.MARLOW, E.E.HUGHES. Int. J. Appl. Radiat. Isotop. 11 (1961) 57  
(Half-life)
- I.V.OLSSON, I.KARLEN, A.H.TURNBULL, N.J.D.PROSSER. Ark. Fysik 22 (1962) 237  
(Half-life)
- E.E.HUGHES, W.M.MANN. Int. J. Appl. Radiat. Isotop. 15 (1962) 97  
(Half-life)
- F.BELLA, M.ALESSIO, P.FRATELLI. Nuovo Cim. 58B (1968) 232  
(Half-life)
- S.A.REYNOLDS. Report ORNL 4343 (1968) 76  
(Half-life)
- J.F.EMERY, S.A.REYNOLDS, E.I.WYATT, G.I.GLEASON. Nucl. Sci. Eng. 48 (1972) 319  
(Half-life)
- L.G.SMITH, A.H.WAPSTRA. Phys. Rev. C11, 4 (1975) 1392  
(Q)
- N.E.HOLDEN. Pure and Appl. Chem. 62 (1990) 941  
(Half-life)
- B.SUR, ET AL.. Phys. Rev. Lett. 66, 19 (1991) 2444  
(Q)
- F.E.WIETFELDT, ET AL.. Phys. Rev. C52, 2 (1995) 1028  
(Q)
- V.V.KUZMINOV, N.JA.OSETROVA. Phys. Atomic Nuclei 63, 7 (2000) 1292  
(Q)
- G.AUDI, A.H.WAPSTRA, C.THIBAUT. Nucl. Phys. A729 (2003) 129  
(Q)
- G.AUDI, W.MENG. Private communication (2011)  
(Q)
- X.MOUGEOT, M.-M. BÉ , C. BISCH, M. LOIDL. Phys. Rev. A86 (2012) 042506  
(Mean beta energy)









## 1 Decay Scheme

S-35 disintegrates 100% by beta-minus decay to the ground state of the stable nuclide Cl-35.

*Le soufre 35 se désintègre à 100% par émission bêta moins vers le niveau fondamental de chlore 35.*

## 2 Nuclear Data

$$T_{1/2}({}^{35}\text{S}) : 87,25 \quad (15) \quad \text{d}$$

$$Q^{-}({}^{35}\text{S}) : 167,33 \quad (3) \quad \text{keV}$$

### 2.1 $\beta^{-}$ Transitions

|                   | Energy<br>keV | Probability<br>$\times 100$ | Nature  | lg <i>ft</i> |
|-------------------|---------------|-----------------------------|---------|--------------|
| $\beta_{0,0}^{-}$ | 167,33 (3)    | 100                         | Allowed | 5,01         |

## 3 Electron Emissions

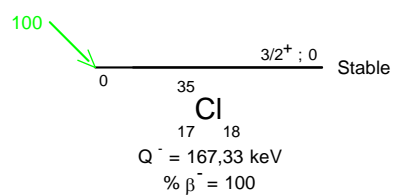
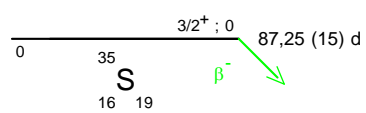
|                   | Energy<br>keV   | Electrons<br>per 100 disint. |
|-------------------|-----------------|------------------------------|
| $\beta_{0,0}^{-}$ | max: 167,33 (3) | 100                          |
| $\beta_{0,0}^{-}$ | avg: 48,79 (1)  |                              |

## 4 Main Production Modes

$$\left\{ \begin{array}{l} \text{S} - 34(n,\gamma)\text{S} - 35 \\ \text{Possible impurities : none} \end{array} \right.$$

## 5 References

- H.LEVI. Nature 145 (1940) 588  
(Half-life)
- M.D.KAMEN. Phys. Rev. 60 (1941) 537  
(Half-life)
- R.N.HENDRICKS, *et al.*. J. Phys. Chem. 47 (1943) 469  
(Half-life)
- W.MAURER. Z. Naturforsch 4a (1949) 150  
(Half-life)
- G.RUDSTAM, P.C.STEVENSON, P.L.FOLDER. Phys. Rev. 87 (1952) 358  
(Half-life)
- H.H.SELIGER, W.B.MANN, L.M.CAVALLO. J. Research NBS 60 (1958) 447  
(Half-life)
- R.D.COOPER, E.S.COTTON. Science 129 (1959) 1360  
(Half-life)
- J.P.CALI, L.F.LOWE. Nucleonics 17 (1959) 86  
(Half-life)
- Y.OZIAS, *et al.*. Compt. Rend. 253 (1961) 2944  
(Half-life)
- E.I.WYATT, *et al.*. Nucl. Sci. Eng. 11 (1961) 74  
(Half-life)
- K.F.FLYNN, L.E.GLENDENIN, E.P.STEINBERG. Nucl. Sci. Eng. 22 (1965) 416  
(Half-life)
- E.J.WOODHOUSE, T.H.NORRIS. J. Inorg. Nucl. Chem. 301 (1968) 1373  
(Half-life)
- F.LAGOUTINE, *et al.*. Int. J. Appl. Radiat. Isotop. 20 (1969) 868  
(Half-life)
- L.PALERMO, *et al.*. Nucl. Instrum. Methods Phys. Res. A423 (1999) 337  
(Half-life)
- G.AUDI, W.MENG. Private communication (2011)  
(Q)







## 1 Decay Scheme

Cl-36 disintegrates by 98.1 % beta-minus decay to the ground state of Ar-36; 1.9 % electron capture and 0.0015 % beta-plus decay to the ground state of S-36.

*Le chlore 36 se désintègre pour 98,1 % par émission bêta moins vers le niveau fondamental d'argon 36 et par capture électronique (1,9 %) et émission bêta plus (0,0015 %) vers le niveau fondamental de soufre 36.*

## 2 Nuclear Data

|                             |   |         |      |          |
|-----------------------------|---|---------|------|----------|
| $T_{1/2}({}^{36}\text{Cl})$ | : | 302     | (4)  | $10^3$ a |
| $Q^{-}({}^{36}\text{Cl})$   | : | 709,55  | (5)  | keV      |
| $Q^{+}({}^{36}\text{Cl})$   | : | 1142,14 | (19) | keV      |

### 2.1 $\beta^{+}$ Transitions

|                   | Energy<br>keV | Probability<br>$\times 100$ | Nature        | lg $ft$ |
|-------------------|---------------|-----------------------------|---------------|---------|
| $\beta_{0,0}^{+}$ | 120,14 (19)   | 0,00157 (30)                | 2nd Forbidden | 14,5    |

### 2.2 Electron Capture Transitions

|                  | Energy<br>keV | Probability<br>$\times 100$ | Nature        | lg $ft$ | $P_K$     | $P_L$     | $P_{M+}$  |
|------------------|---------------|-----------------------------|---------------|---------|-----------|-----------|-----------|
| $\epsilon_{0,0}$ | 1142,14 (19)  | 1,9 (1)                     | 2nd Forbidden | 13,5    | 0,904 (5) | 0,086 (4) | 0,010 (1) |

### 2.3 $\beta^-$ Transitions

|                 | Energy<br>keV | Probability<br>$\times 100$ | Nature        | lg $ft$ |
|-----------------|---------------|-----------------------------|---------------|---------|
| $\beta_{0,0}^-$ | 709,53 (5)    | 98,1 (1)                    | 2nd Forbidden | 13,3    |

## 3 Atomic Data

### 3.1 S

$$\begin{aligned}\omega_K &: 0,0804 \quad (19) \\ n_{KL} &: 1,807 \quad (7)\end{aligned}$$

#### 3.1.1 X Radiations

|       | Energy<br>keV | Relative<br>probability |
|-------|---------------|-------------------------|
| $X_K$ | $K\alpha_2$   | 2,3066                  |
|       | $K\alpha_1$   | 2,3078                  |
|       | $K\beta_3$    | 2,457                   |
|       | $K\beta_5''$  |                         |
|       |               |                         |
|       |               | 50,5                    |
|       |               | 100                     |
|       |               | }                       |
|       |               | }                       |
|       |               | 9,3                     |

#### 3.1.2 Auger Electrons

|         | Energy<br>keV | Relative<br>probability |
|---------|---------------|-------------------------|
| Auger K |               |                         |
| KLL     | 1,98 – 2,12   | 100                     |
| KLX     | 2,22 – 2,30   | 12,4                    |
| KXY     | 2,44 – 2,46   | 0,38                    |

**3.2 Ar**

$$\omega_K : 0,120 \quad (3)$$

$$n_{KL} : 1,697 \quad (6)$$

**3.2.1 X Radiations**

|                | Energy<br>keV | Relative<br>probability |
|----------------|---------------|-------------------------|
| X <sub>K</sub> |               |                         |
| K $\alpha_2$   | 2,9553        | 50,5                    |
| K $\alpha_1$   | 2,9577        | 100                     |
| K $\beta_3$    | 3,1905        | }                       |
| K $\beta_5''$  |               |                         |
|                |               | 16,2                    |

**3.2.2 Auger Electrons**

|         | Energy<br>keV | Relative<br>probability |
|---------|---------------|-------------------------|
| Auger K |               |                         |
| KLL     | 2,511 – 2,669 | 100                     |
| KLX     | 2,831 – 2,942 | 21,6                    |
| KXY     | 3,149 – 3,174 | 1,16                    |



## 4 Electron Emissions

|                 |      | Energy<br>keV | Electrons<br>per 100 disint. |
|-----------------|------|---------------|------------------------------|
| e <sub>AL</sub> | (S)  | -             | 0,163 (12)                   |
| e <sub>AK</sub> | (S)  |               | 1,58 (9)                     |
|                 | KLL  | 1,98 - 2,12   | }                            |
|                 | KLX  | 2,22 - 2,30   | }                            |
|                 | KXY  | 2,44 - 2,46   | }                            |
| e <sub>AK</sub> | (Ar) |               | 0,13 (2)                     |
|                 | KLL  | 2,511 - 2,669 | }                            |
|                 | KLX  | 2,831 - 2,942 | }                            |
|                 | KXY  | 3,149 - 3,174 | }                            |
| $\beta_{0,0}^+$ | max: | 120,14 (19)   | 0,00157 (30)                 |
| $\beta_{0,0}^+$ | avg: | 54 (4)        |                              |
| $\beta_{0,0}^-$ | max: | 709,53 (5)    | 98,1 (1)                     |
| $\beta_{0,0}^-$ | avg: | 316 (16)      |                              |

## 5 Photon Emissions

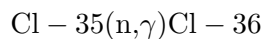
### 5.1 X-Ray Emissions

|               |      | Energy<br>keV | Photons<br>per 100 disint. |
|---------------|------|---------------|----------------------------|
| XK $\alpha_2$ | (S)  | 2,3066        | 0,044 (3) } K $\alpha$     |
| XK $\alpha_1$ | (S)  | 2,3078        | 0,086 (5) }                |
| XK $\beta_3$  | (S)  | 2,457         | }                          |
| XK $\beta_1$  | (S)  | }             | 0,008 (1) K' $\beta_1$     |
| XK $\alpha_2$ | (Ar) | 2,9553        | 0,0062 (10) } K $\alpha$   |
| XK $\alpha_1$ | (Ar) | 2,9577        | 0,0123 (19) }              |
| XK $\beta_3$  | (Ar) | 3,1905        | }                          |
| XK $\beta_1$  | (Ar) | }             | 0,0020 (3) K' $\beta_1$    |

## 5.2 Gamma Emissions

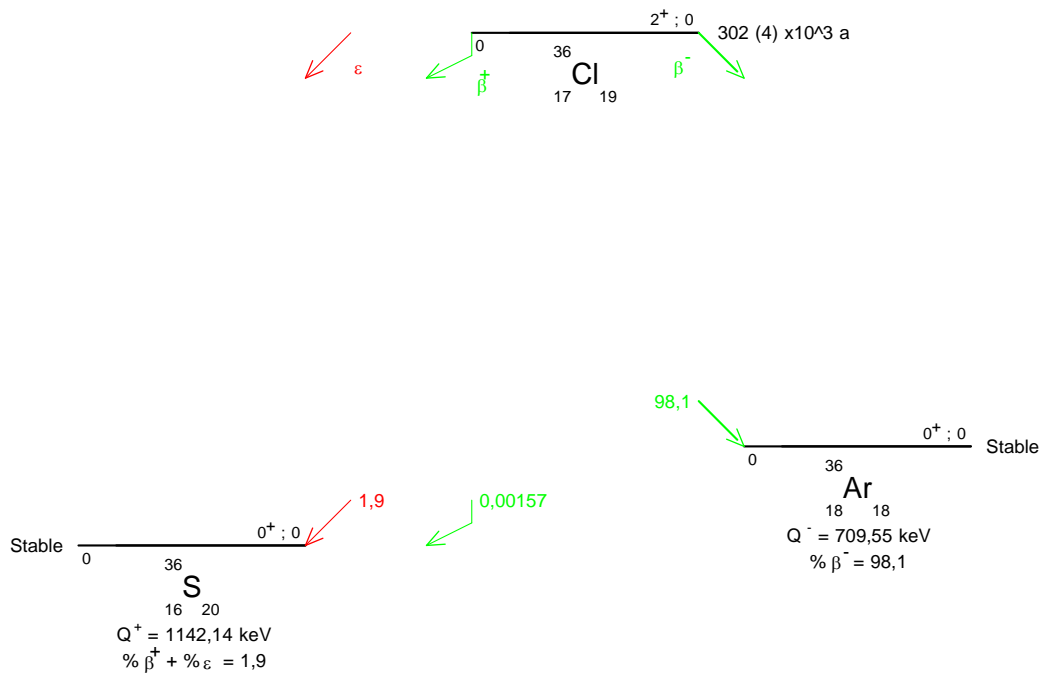
|              | Energy<br>keV | Photons<br>per 100 disint. |
|--------------|---------------|----------------------------|
| $\gamma^\pm$ | 511           | 0,0031 (6)                 |

## 6 Main Production Modes



## 7 References

- C.S.WU, C.N.TOWNES, L.FELDMAN. Phys. Rev. 76 (1949) 962  
(Half-life)
- S.A.REYNOLDS. U.S. Atomic Energy Comm. Report ORNL-286 (1949)  
(Half-life)
- R.W.P.DREVER, A.MOLJK. Phil. Mag. 46 (1955) 1337  
(Electron capture/Beta minus Ratio)
- R.M.BARTHOLOMEW, *et al.* Can. J. Phys. 33 (1955) 43  
(Half-life)
- H.W.WRIGHT, *et al.* Nucl. Sci. Eng. 2 (1957) 427  
(Half-life)
- P.W.DOUGAN, *et al.* Phil. Mag. 7 (1962) 1223  
(PL/PK)
- D.BERENYI. Phys. Lett. 2 (1962) 332  
(Beta-plus emission probability)
- D.BERENYI. Acta Phys.Acad.Sci.Hungary 16 (1963) 101  
(Beta-plus emission probability)
- W.R.TOLBERT, *et al.* Bull. Amer. Phys. Soc. 10 (1965) 589  
(Beta-plus emission probability)
- G.GOLDSTEIN. J. Inorg. Nucl. Chem. 28 (1966) 937  
(Half-life)
- D.BERENYI. Fiz.Szemle 16 (1966) 21  
(Beta-plus emission probability)
- W.R.PIERSON. Phys. Rev. 159 (1967) 953  
(Beta-plus emission probability)
- M.REICH, H.M.SCHUFERLING. Z. Physik 271 (1974) 107  
(Beta-minus spectrum)
- A.LJUBICIC, M.JURCEVICIC, M.VLATKOVIC, V.A.LOGAN. Phys. Rev. C13 (1976) 881  
(PK(Ar), XK(Ar)/XK(S) Ratio)
- F.P.LARKINS. At. Data. Nucl. Data Tables 20 (1977) 313  
(Auger Electron energies and emission probabilities)
- E.SCHÖNFELD. Report PTB 6.33-95-2 (1995)  
(PK, PL, PM, PN)
- E.SCHÖNFELD, H.JANSSEN. Nucl. Instrum. Methods Phys. Res. A369 (1996) 527  
(Atomic data)
- H.ROTZINGER, *et al.* J. Low Temp.Phys. 151 (2008) 1087  
(Beta spectrum)
- G.AUDI, W.MENG. Private communication (2011)  
(Q)
- X.MOUGEOT, M.-M. BÉ, V. CHISTÉ, C. DULIEU, V. GOROZHANKIN, M. LOIDL. RadioCarbon, P.Cassette Ed., ISBN 978 0 9638314 7 7 (2011) 249  
(Mean beta energy)





## 1 Decay Scheme

Ar-37 decays 100% by electron capture to the ground state of Cl-37.  
L'argon se désintègre par capture électronique vers le niveau fondamental de clore 37.

## 2 Nuclear Data

$$\begin{aligned}
 T_{1/2}({}^{37}\text{Ar}) &: 35,01 \quad (2) \quad \text{d} \\
 Q^+({}^{37}\text{Ar}) &: 813,87 \quad (20) \quad \text{keV}
 \end{aligned}$$

### 2.1 Electron Capture Transitions

|                  | Energy<br>keV | Probability<br>× 100 | Nature  | lg <i>ft</i> | P <sub>K</sub> | P <sub>L</sub> | P <sub>M+</sub> |
|------------------|---------------|----------------------|---------|--------------|----------------|----------------|-----------------|
| ε <sub>0,0</sub> | 813,87 (20)   | 100                  | Allowed | 5,1          | 0,9021 (24)    | 0,0872 (20)    | 0,0106 (7)      |

### 3 Atomic Data

#### 3.1 Cl

|                  |   |         |      |
|------------------|---|---------|------|
| $\omega_K$       | : | 0,0989  | (24) |
| $\bar{\omega}_L$ | : | 0,00118 | (24) |
| $n_{KL}$         | : | 1,751   | (6)  |

##### 3.1.1 X Radiations

|                | Energy<br>keV | Relative<br>probability |       |
|----------------|---------------|-------------------------|-------|
| X <sub>K</sub> | K $\alpha_2$  | 2,6208                  | 50,56 |
|                | K $\alpha_1$  | 2,62241                 | 100   |
|                | K $\beta_1$   | 2,8156                  | }     |
|                | K $\beta_5''$ |                         |       |
|                |               |                         | 12,95 |
| X <sub>L</sub> | L $\ell$      | 0,1833                  |       |
|                | L $\beta$     | - 0,2681                |       |
|                |               |                         |       |

##### 3.1.2 Auger Electrons

|         | Energy<br>keV | Relative<br>probability |
|---------|---------------|-------------------------|
| Auger K |               |                         |
| KLL     | 2,241 – 2,384 | 100                     |
| KLX     | 2,535 – 2,616 | 17,2                    |
| KXY     | 2,787 – 2,809 | 0,74                    |
| Auger L | 0,165 – 0,257 |                         |

## 4 Electron Emissions

|                 |      | Energy<br>keV | Electrons<br>per 100 disint. |
|-----------------|------|---------------|------------------------------|
| e <sub>AL</sub> | (Cl) | 0,165 - 0,257 | 166,5 (8)                    |
| e <sub>AK</sub> | (Cl) |               | 81,3 (3)                     |
|                 | KLL  | 2,241 - 2,384 | }                            |
|                 | KLX  | 2,535 - 2,616 | }                            |
|                 | KXY  | 2,787 - 2,809 | }                            |

## 5 Photon Emissions

### 5.1 X-Ray Emissions

|               |      | Energy<br>keV   | Photons<br>per 100 disint. |              |
|---------------|------|-----------------|----------------------------|--------------|
| XL            | (Cl) | 0,1833 — 0,2681 | 0,20 (4)                   |              |
| XK $\alpha_2$ | (Cl) | 2,6208          | 2,76 (7)                   | } K $\alpha$ |
| XK $\alpha_1$ | (Cl) | 2,62241         | 5,46 (14)                  | }            |
| XK $\beta_1$  | (Cl) | 2,8156          | } 0,71 (4)                 | K' $\beta_1$ |

## 6 Main Production Modes

Cl – 37(p,n)Ar – 37

Cl – 37(d,2n)Ar – 37

S – 34( $\alpha$ ,3n)Ar – 37

K – 39(d, $\alpha$ )Ar – 37

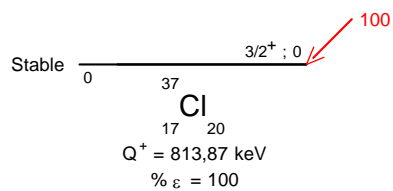
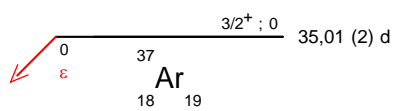
Ca – 40(n, $\alpha$ )Ar – 37

Ar – 36(n, $\gamma$ )Ar – 37      $\sigma$  : 0,430 (6) barns

## 7 References

- P.K. WEIMER, J.D. KURBATOV, M.L. POOL. Phys. Rev. 66 (1944) 209  
(Half-life)
- J.A. MISKEL, M.L. PERLMAN. Phys. Rev. 87 (1952) 543  
(Half-life)
- R.W. KISER, W.N. JOHNSTON. J. Am. Chem. Soc. 81 (1959) 1810  
(Half-life)
- R.W. STOENNER, O.A. SCHAEFFER, S. KATOFF. Science 148 (1965) 1325

- (Half-life)
- B.S. DZHELEPOV, L.N. ZYRYANOVA, Y.P. SUSLOV. Beta Processes. Functions for Analysis of Beta Spectra and Electron Capture, 'Nauka' Press, Leningrad (1972)  
(Theoretical L- and M- electron captures)
  - J. COLOMER, D. GAUVAIN. Int. J. Appl. Radiat. Isotop. 24 (1973) 391  
(Half-life)
  - R. KISHORE, R. COLLE, S. KATOFF, J.B. CUMMING. Phys. Rev. C12 (1975) 21  
(Half-life)
  - E. BROWNE, R.B. FIRESTONE. Table of Radioactive Isotopes. Ed. V.S. Shirley. N.Y.: John Wiley and Sons. (1986)  
(Internal Bremsstrahlung)
  - E. SCHÖNFELD, H. JANSSEN. Nucl. Instrum. Methods Phys. Res. A369 (1996) 527n  
(Atomic Data)
  - R. BOTTGER, H. SCHOLERMANN. Nucl. Phys. A642 (1998) 419  
(Q value)
  - E. SCHÖNFELD. Appl. Rad. Isotopes 49 (1998) 1353  
(Calculation of PK, PL, PM)
  - P.M. ENDT. Nucl. Phys. A633 (1998) 1  
(<sup>37</sup>Cl levels)
  - E. SCHÖNFELD, AND H. JANSSEN. Appl. Rad. Isotopes 52 (2000) 595  
(Calculation of X-ray and Auger electron emission probabilities)
  - P.R. RENNE, AND E.B. NORMAN. Phys. Rev. C63 (2001) 047302  
(Half-life)
  - G. AUDI, A.H. WAPSTRA, C. THIBAULT. Nucl. Phys. A729 (2003) 337  
(Q value)
  - G. AUDI, W. MENG. <http://amdc.in2p3.fr/masstables/Ame2011int/mass.mas114> (2011)  
(Q value)
  - V.P. CHECHEV. Atomic Nuclei 74 (2011) 1713  
(Total energy of non-neutrino radiation per disintegration)









## 1 Decay Scheme

Le calcium 45 se désintègre par émission bêta moins principalement vers le niveau fondamental de scandium 45.

*Ca-45 disintegrates by beta minus emission to the Sc-45 ground state mainly.*

## 2 Nuclear Data

$$T_{1/2}({}^{45}\text{Ca}) : 162,64 \quad (11) \quad \text{d}$$

$$Q^{-}({}^{45}\text{Ca}) : 258,0 \quad (7) \quad \text{keV}$$

### 2.1 $\beta^{-}$ Transitions

|                   | Energy<br>keV | Probability<br>$\times 100$ | Nature               | lg $ft$ |
|-------------------|---------------|-----------------------------|----------------------|---------|
| $\beta_{0,1}^{-}$ | 245,6 (7)     | 0,0020 (7)                  | Unique 1st Forbidden | 10,3    |
| $\beta_{0,0}^{-}$ | 258,0 (7)     | 99,9980 (7)                 | Allowed              | 6       |

### 2.2 Gamma Transitions and Internal Conversion Coefficients

|                           | Energy<br>keV | $P_{\gamma+ce}$<br>$\times 100$ | Multipolarity | $\alpha_K$ | $\alpha_L$ | $\alpha_M$ | $\alpha_T$ |
|---------------------------|---------------|---------------------------------|---------------|------------|------------|------------|------------|
| $\gamma_{1,0}(\text{Sc})$ | 12,40 (5)     | 0,0020 (7)                      | M2            | 362 (8)    | 53,4 (12)  | 6,63 (15)  | 423 (9)    |

### 3 Electron Emissions

|                     |      | Energy<br>keV | Electrons<br>per 100 disint. |
|---------------------|------|---------------|------------------------------|
| ec <sub>1,0</sub> K | (Sc) | 7,90 (5)      | 0,0017 (6)                   |
| $\beta_{0,1}^-$     | max: | 245,6 (7)     | 0,0020 (7)                   |
| $\beta_{0,1}^-$     | avg: | 91,7 (7)      |                              |
| $\beta_{0,0}^-$     | max: | 258,0 (7)     | 99,9980 (7)                  |
| $\beta_{0,0}^-$     | avg: | 76,8 (7)      |                              |

### 4 Main Production Modes

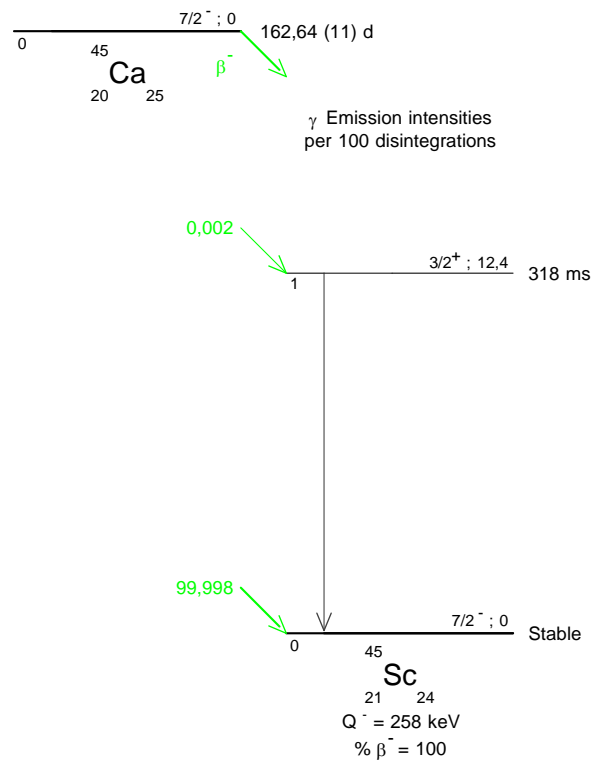
$$\left\{ \begin{array}{l} \text{Ca} - 44(n,\gamma)\text{Ca} - 45 \quad \sigma : 0,88 (5) \text{ barns} \\ \text{Possible impurities : Ca} - 47 \end{array} \right.$$

$$\left\{ \begin{array}{l} \text{Sc} - 45(n,p)\text{Ca} - 45 \\ \text{Possible impurities : Sc} - 44, \text{Sc} - 44m, \text{Sc} - 46, \text{K} - 42 \end{array} \right.$$

### 5 References

- P.MACKLIN, *et al.* Phys. Rev. 77 (1950) 137  
(Beta spectrum)
- B.H.KETELLE. Phys. Rev. 80 (1950) 758  
(Beta spectrum)
- R.S. CASWELL. Phys. Rev. 86,1 (1952) 82  
(Beta emission energies)
- C.F.G.DELANEY, J.H.J.POOLE. Phys. Rev. 89 (1953) 529  
(Half-life)
- H.THIRY. Bull. Soc. Royale Sci. Liège 25 (1957) 29  
(Half-life)
- J.P.CALI, L.F.LOWE. Nucleonics 17 (1959) 86  
(Half-life)
- E.I.WYATT, S.A.REYNOLS, T.H.HANDLEY, W.S.LYON, H.A.PARKER. Nucl. Sci. Eng. 11 (1961) 74  
(Half-life)
- S.C. ANSPACH, L.M.CAVALLO, S.B.GARFINKEL, J.M.R HUTCHINSON, C.N.SMITH.. NP-15663 (1965)  
(Half-life)
- M.S. FREEDMAN, F.T.PORTER, F.WAGNER JR.. Phys. Rev. B563 (1965) 140  
(Gamma-ray energies K-Conv. Elec. emission probabilities K/L)
- F.HAREUX. CEA Report R 3315 (1967)  
(Beta spectrum)
- B.SITAR, J.CHRAPAN, J.ORAVEC, K.DURCEK. Jad. Energ. 16 (1970) 303  
(Half-life)
- J.M.LOS ARCOS, L.RODRIGUEZ, M.ROTETA, E.GARCIA-TORANO. Nucl. Instrum. Methods Phys. Res. A339 (1994) 164  
(Half-life)
- G.AUDI, A.H.WAPSTRA, C.THIBAUT. Nucl. Phys. A729 (2003) 129  
(Q)
- T.KIBÉDI, W.BURROWS, M.B.TRZHASKOVSKAYA, P.M.DAVIDSON, C.W.NESTOR JR.. Nucl. Instrum. Methods Phys. Res. A589 (2008) 202  
(ICC)

- X.MOUGEOT, *et al.* RadioCarbon, P. Cassette Editor, ISBN 978 0 9638314 7 7 (2011) 249  
(Beta emission energy)
- G.AUDI, W.MENG. Private communication (2011)  
(Q)





## 1 Decay Scheme

Ga-67 disintegrates by 100 % electron capture to the excited levels of 887,7 keV, 393,5 keV, 184,6 keV, 93,3 keV and the ground state level of the stable Zn-67.

*Le gallium 67 se désintègre à 100% par capture électronique vers les niveaux excités de 887,7 keV, 393,5 keV, 184,6 keV et 93,3 keV, ainsi que vers le niveau fondamental du zinc 67.*

## 2 Nuclear Data

$$T_{1/2}({}^{67}\text{Ga}) : 3,2613 \quad (5) \quad \text{d}$$

$$Q^+({}^{67}\text{Ga}) : 1000,8 \quad (12) \quad \text{keV}$$

### 2.1 Electron Capture Transitions

|                  | Energy<br>keV | Probability<br>× 100 | Nature  | lg <i>ft</i> | $P_K$       | $P_L$       | $P_M$      |
|------------------|---------------|----------------------|---------|--------------|-------------|-------------|------------|
| $\epsilon_{0,4}$ | 113,1 (12)    | 0,280 (8)            | Allowed | 5,648        | 0,8680 (17) | 0,1119 (14) | 0,0188 (5) |
| $\epsilon_{0,3}$ | 607,3 (12)    | 23,60 (47)           | Allowed | 5,239        | 0,8824 (15) | 0,0999 (12) | 0,0165 (4) |
| $\epsilon_{0,2}$ | 816,2 (12)    | 22,3 (27)            | Allowed | 5,523        | 0,8832 (15) | 0,0993 (12) | 0,0164 (4) |
| $\epsilon_{0,1}$ | 907,5 (12)    | 50,5 (17)            | Allowed | 5,261        | 0,8834 (15) | 0,0991 (12) | 0,0164 (4) |
| $\epsilon_{0,0}$ | 1000,8 (12)   | 3,3 (32)             | Allowed | 6,532        | 0,8836 (15) | 0,0989 (12) | 0,0164 (4) |

### 2.2 Gamma Transitions and Internal Conversion Coefficients

|                           | Energy<br>keV | $P_{\gamma+ce}$<br>× 100 | Multipolarity  | $\alpha_K$<br>(10 <sup>-4</sup> ) | $\alpha_L$<br>(10 <sup>-4</sup> ) | $\alpha_M$<br>(10 <sup>-4</sup> ) | $\alpha_T$<br>(10 <sup>-4</sup> ) |
|---------------------------|---------------|--------------------------|----------------|-----------------------------------|-----------------------------------|-----------------------------------|-----------------------------------|
| $\gamma_{2,1}(\text{Zn})$ | 91,263 (15)   | 3,37 (24)                | M1+1,5(6)%E2   | 810 (50)                          | 87 (7)                            | 12,5 (9)                          | 910 (60)                          |
| $\gamma_{1,0}(\text{Zn})$ | 93,307 (12)   | 70,6 (16)                | E2             | 7480 (110)                        | 922 (13)                          | 130,0 (19)                        | 8540 (120)                        |
| $\gamma_{2,0}(\text{Zn})$ | 184,577 (17)  | 21,30 (27)               | M1+8,8(36)%E2  | 151 (19)                          | 15,8 (20)                         | 2,3 (3)                           | 169 (21)                          |
| $\gamma_{3,2}(\text{Zn})$ | 208,939 (15)  | 2,40 (6)                 | M1+0,18(14)%E2 | 80,6 (13)                         | 8,27 (13)                         | 1,186 (19)                        | 90,1 (14)                         |
| $\gamma_{3,1}(\text{Zn})$ | 300,233 (21)  | 16,67 (45)               | M1+3,07(33)%E2 | 34,8 (6)                          | 3,54 (6)                          | 0,508 (8)                         | 38,8 (6)                          |

|                           | Energy<br>keV | $P_{\gamma+ce}$<br>$\times 100$ | Multipolarity  | $\alpha_K$<br>( $10^{-4}$ ) | $\alpha_L$<br>( $10^{-4}$ ) | $\alpha_M$<br>( $10^{-4}$ ) | $\alpha_T$<br>( $10^{-4}$ ) |
|---------------------------|---------------|---------------------------------|----------------|-----------------------------|-----------------------------|-----------------------------|-----------------------------|
| $\gamma_{3,0}(\text{Zn})$ | 393,529 (20)  | 4,60 (12)                       | M1+0,26(16)%E2 | 17,28 (25)                  | 1,748 (25)                  | 0,251 (4)                   | 19,3 (3)                    |
| $\gamma_{4,3}(\text{Zn})$ | 494,145 (28)  | 0,0667 (31)                     | M1+1,2(7)%E2   | 10,30 (16)                  | 1,038 (17)                  | 0,1488 (24)                 | 11,49 (18)                  |
| $\gamma_{4,2}(\text{Zn})$ | 703,11 (8)    | 0,0113 (9)                      | M1+0,8(5)%E2   | 4,70 (7)                    | 0,470 (7)                   | 0,0674 (10)                 | 5,24 (8)                    |
| $\gamma_{4,1}(\text{Zn})$ | 794,405 (41)  | 0,053 (6)                       | E2+0,8(19)%M3  | 4,8 (5)                     | 0,49 (6)                    | 0,070 (8)                   | 5,4 (6)                     |
| $\gamma_{4,0}(\text{Zn})$ | 887,682 (33)  | 0,1493 (48)                     | M1+47,4(47)%E2 | 3,18 (6)                    | 0,318 (6)                   | 0,0456 (8)                  | 3,54 (7)                    |

## 2.3 Zn

|                  |   |        |     |
|------------------|---|--------|-----|
| $\omega_K$       | : | 0,486  | (4) |
| $\bar{\omega}_L$ | : | 0,0108 | (4) |
| $n_{KL}$         | : | 1,326  | (4) |

### 2.3.1 X Radiations

|                | Energy<br>keV | Relative<br>probability |   |
|----------------|---------------|-------------------------|---|
| X <sub>K</sub> | K $\alpha_2$  | 8,61587                 |   |
|                | K $\alpha_1$  | 8,63896                 |   |
|                | K $\beta_1$   | 9,5721                  | } |
|                | K $\beta_5''$ | 9,6499                  | } |
|                | K $\beta_2$   | 9,6581                  | } |
| X <sub>L</sub> | L $\ell$      | 0,8836                  |   |
|                | L $\alpha$    | 1,0119 – 1,0122         |   |
|                | L $\eta$      | 0,9065                  |   |
|                | L $\beta$     | 1,02044 – 1,1861        |   |
|                | L $\gamma$    | 1,04333 – 1,04333       |   |

### 2.3.2 Auger Electrons

|         | Energy<br>keV | Relative<br>probability |
|---------|---------------|-------------------------|
| Auger K | KLL           | 7,21 – 7,55             |
|         | KLX           | 8,31 – 8,63             |
|         | KXY           | 9,39 – 9,65             |
| Auger L | 0,732 – 0,997 | 361,7                   |

### 3 Electron Emissions

|                     |      | Energy<br>keV   | Electrons<br>per 100 disint. |
|---------------------|------|-----------------|------------------------------|
| e <sub>AL</sub>     | (Zn) | 0,732 - 0,997   | 167,5 (21)                   |
| e <sub>AK</sub>     | (Zn) |                 | 60,4 (21)                    |
|                     | KLL  | 7,21 - 7,55     | }                            |
|                     | KLX  | 8,31 - 8,63     | }                            |
|                     | KXY  | 9,39 - 9,65     | }                            |
| ec <sub>2,1</sub> K | (Zn) | 81,604 (15)     | 0,250 (16)                   |
| ec <sub>1,0</sub> K | (Zn) | 83,651 (5)      | 28,4 (7)                     |
| ec <sub>1,0</sub> L | (Zn) | 92,116 - 93,290 | 3,55 (9)                     |
| ec <sub>1,0</sub> M | (Zn) | 93,174 - 93,302 | 0,522 (13)                   |
| ec <sub>2,0</sub> K | (Zn) | 174,918 (17)    | 0,316 (40)                   |
| ec <sub>3,1</sub> K | (Zn) | 290,558 (10)    | 0,060 (3)                    |

### 4 Photon Emissions

#### 4.1 X-Ray Emissions

|                |      | Energy<br>keV   | Photons<br>per 100 disint. |              |
|----------------|------|-----------------|----------------------------|--------------|
| XL             | (Zn) | 0,8836 — 1,1861 | 1,75 (5)                   |              |
| XK $\alpha_2$  | (Zn) | 8,61587         | 17,0 (6)                   | } K $\alpha$ |
| XK $\alpha_1$  | (Zn) | 8,63896         | 33,0 (12)                  | }            |
| XK $\beta_1$   | (Zn) | 9,5721          | } 7,08 (26)                | K $\beta'_1$ |
| XK $\beta''_5$ | (Zn) | 9,6499          | }                          |              |
| XK $\beta_2$   | (Zn) | 9,6581          | }                          |              |
| XK $\beta_4$   | (Zn) |                 | }                          | K $\beta'_2$ |

#### 4.2 Gamma Emissions

|                     | Energy<br>keV | Photons<br>per 100 disint. |
|---------------------|---------------|----------------------------|
| $\gamma_{2,1}$ (Zn) | 91,263 (15)   | 3,09 (7)                   |
| $\gamma_{1,0}$ (Zn) | 93,307 (12)   | 38,1 (7)                   |
| $\gamma_{2,0}$ (Zn) | 184,577 (17)  | 20,96 (44)                 |
| $\gamma_{3,2}$ (Zn) | 208,939 (15)  | 2,37 (5)                   |



|                           | Energy<br>keV | Photons<br>per 100 disint. |
|---------------------------|---------------|----------------------------|
| $\gamma_{3,1}(\text{Zn})$ | 300,232 (21)  | 16,60 (37)                 |
| $\gamma_{3,0}(\text{Zn})$ | 393,528 (20)  | 4,59 (10)                  |
| $\gamma_{4,3}(\text{Zn})$ | 494,143 (28)  | 0,0666 (29)                |
| $\gamma_{4,2}(\text{Zn})$ | 703,11 (8)    | 0,0113 (9)                 |
| $\gamma_{4,1}(\text{Zn})$ | 794,400 (41)  | 0,0528 (17)                |
| $\gamma_{4,0}(\text{Zn})$ | 887,676 (33)  | 0,1492 (38)                |

## 5 Main Production Modes

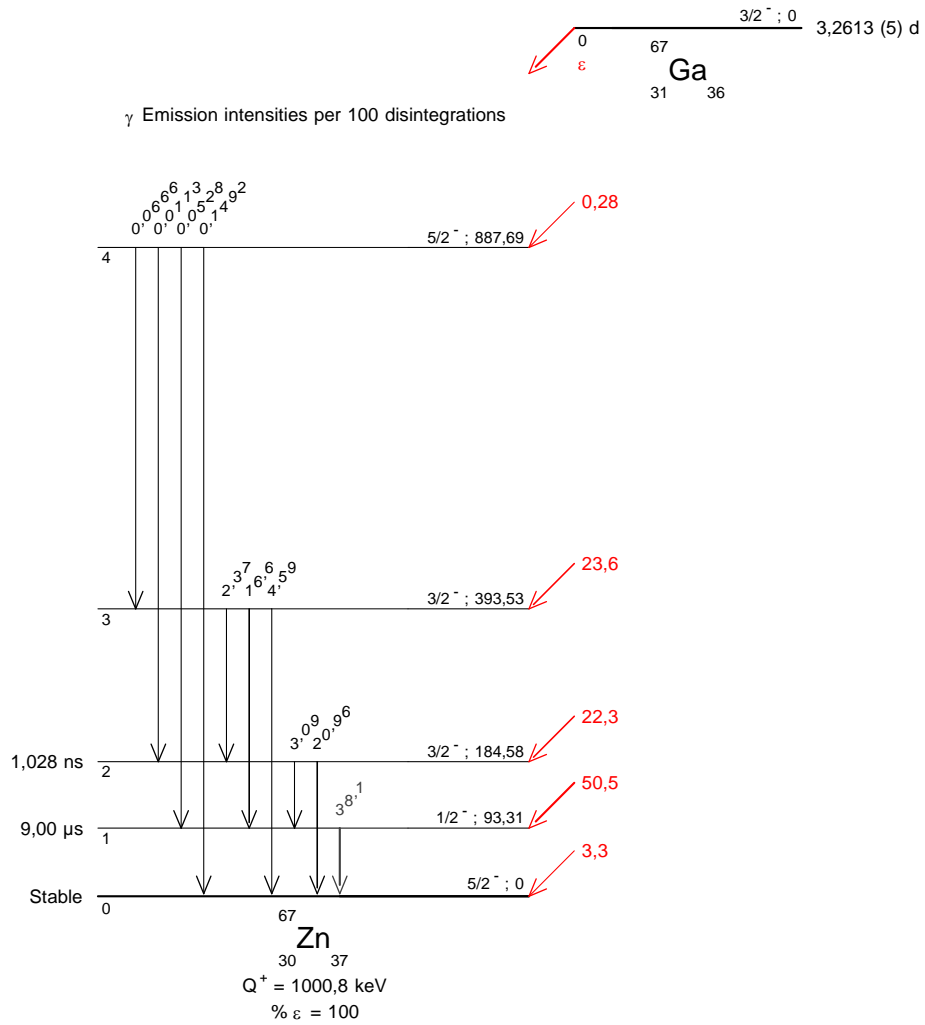
- { Zn – 67(p,n)Ga – 67     $\sigma$  : 640 barns
- Possible impurities : Ga – 66
- { Zn – 67(d,2n)Ga – 67
- Possible impurities : Ga – 66
- Zn – 68(p,2n)Ga – 67

## 6 References

- L.W. ALVAREZ. Phys. Rev. 54 (1938) 486  
(ICC)
- W.B.MANN. Phys. Rev. 54 (1938) 649  
(Half-life)
- D.A.MCCOWN, L.L. WOODWARD, M.L. POOL. Phys. Rev. 74 (1948) 1311  
(Half-life)
- H.H.HOPKINS, B.CUNNINGHAM. Phys. Rev. 73 (1948) 1406  
(Half-life)
- H.H.HOPKINS. Phys. Rev. 77 (1950) 717  
(Half-life)
- B.H. KETELLE, A.R. BROSI, F.M. PORTER. Phys. Rev. 90 (1953) 567  
(Half-life, Pg, ICC)
- W.E. MEYERHOF, L.G. MANN, H.I. WEST JR.. Phys. Rev. 92 (1953) 758  
(Half-life, Pg, ICC)
- J.TOBAILEM. Ann. Phys. (Paris) 10 (1955) 783  
(Half-life)
- A.J. BUREAU, C.L. HAMMER. Phys. Rev. 105 (1957) 1006  
(Half-life)
- E.L.CHUPP, J.W.M. DUMOND, F.J. GORDON, R.C. JOPSON, H. MARK. Phys. Rev. 109 (1958) 2036  
(Gamma-ray energies)
- R.E. HOLLAND, F.J. LYNCH. Phys. Rev. 121 (1961) 1464  
(Half-life, mixing ratios)
- R.C.RITTER, P.H. STELSON, F.K. MCGOWAN, R.L. ROBINSON. Phys. Rev. 128 (1962) 2320  
(Half-life, mixing ratio (E2/M1) for gamma-transitions)
- G.RUDSTAM. Nucl. Phys. 56 (1964) 593  
(Half-life)
- D.C.ALKHAZOV, V.D. VASILEV, G.M. GUSINSKII, I.K. LEMBERG, V.A. NABICHRISHVILI. Bull. Ac. Sc URSS, Phys. Ser. 28 (1965) 1575  
(Half-life, mixing ratio (E2/M1) for gamma-transitions)
- M.S.FREEDMAN, F.T. PORTER, F. WAGNER. Phys. Rev. 151 (1966) 886  
(ICC, EG,IG)

- J.A.BEARDEN. Rev. Mod. Phys. 39 (1967) 78  
(X-ray energies)
- R.M. LIEDER, M. FLECK, K. KILLIG, M. FORKER, K.-H. SPEIDEL, E. BODENSTEDT. Nucl. Phys. A 106 (1968) 389  
(Half-life, mixing ratios)
- J.VRZAL, B.S. DZHELEPOV, J. LIPTAK, L.N. MOSKVIN, V.P. PRIKHODTSEVA, B.M. SABIROV, V.G. TISHIN, J. URBANETS, L.G. TSARITSYNA. Bull. Ac. Sc. URSS, Phys. Ser. 31 (1968) 1687  
(Gamma-ray emission probabilities)
- S.RAMAN, J.J.PINAJIAN. Nucl. Phys. A131 (1969) 393  
(gamma-ray energies and probabilities)
- A.LI-SCHOLZ, H.BAKHRU. Phys. Rev. 177 (1969) 1629  
(Gamma-ray emission probabilities, ICC)
- E.A. IVANOV, A. IORDACHESCU, G. PASCOVICI. Rev. Roum. Phys. 14 (1969) 317  
(Half-life)
- E. BOZEK, R. BRODA, J. GOLCZEWSKI, A.Z. HRYNKIEWICZ, R. KULESSA, M. RYBICKA, S. SZYMCZYK, W. WALUS. Acta Phys. Polon. 36 (1969) 1065  
(Mixing ratios)
- V. SUTELA, L. TUKIA. Ann. Acad. Sci. Fenn. Ser. A VI (1971) 364  
(Half-life, gamma-rays energies, mixing ratios)
- D.F.L.CRISLER, H.B. ELDRIDGE, R. KUNSELMAN, C.S. ZAIDINS. Phys. Rev. C. 5 (1972) 419  
(Half-life)
- H. ENGEL, P. JOHN, B. REUSE. Z. Naturforsch. 27a (1972) 1368  
(Half-life)
- V.E.LEWIS, M.J. WOODS, I.W. GOODIER. Int. J. Appl. Radiat. Isotop. 23 (1972) 279  
(Half-life)
- C.BARGHOLTZ, L. ERIKSSON, L. GIDEFELDT. Z. Phys. 263 (1973) 89  
(mixing ratio (E2/M1) for gamma-transitions)
- V.E. LEWIS, D. SMITH, A. WILLIAMS. Metrologia 9 (1973) 14  
(Half-life)
- R.L.HEATH. Report ANCR-1000-2 (1974)  
(Gamma-ray energies and emission probabilities)
- P.O.ARONSSON, B.E. JOHANSSON, J. RYDBERG, G. SKARNEMARK, J. ALSTAD, B. BERGERSEN, E. KVALE, M. SKARESTAD. J. Inorg. Nucl. Chem. 36 (1974) 2397  
(Gamma-ray energies)
- A.NILSSON, Z.P.SAWA. Phys. Scripta 9 (1974) 83  
(mixing ratio (E2/M1) for gamma-transitions)
- M.J.THROOP ET AL., Y.T. CHENG, D.K. MCDANIELS. Nucl. Phys. A239 (1975) 333  
(mixing ratio (E2/M1) for gamma-transitions, gamma-ray emission probabilities)
- S.A.WENDER, J.A.CAMERON. Nucl. Phys. A241 (1975) 332  
(Mixing ratio (E2/M1) for gamma-transitions, gamma-ray emission probabilities)
- S. ROODBERGEN, H. VISSER, W. MOLENDIJK, H.S. BEDET, H. VERHEUL. Z. Phys. A275 (1975) 45  
(Half-life)
- F.P.LARKINS. At. Data Nuc. Data. Tables 20 (1977) 313  
(Auger electron energies)
- A.L. ABU-GHAZALEH, I. M.NAQIB, G. BROWN. J. Phys. (London) G3 (1977) 253  
(Gamma-rays energies)
- F. LAGOUTINE, J. LEGRAND, C. BAC. Int. J. Appl. Radiat. Isotop. 29 (1978) 269  
(Half-life)
- R.DUFFAIT, A. CHARVET, R. CHERY. Phys. Rev. C17 (1978) 2031  
(Gamma-ray energies, mixing ratios)
- R.A. MEYER, A.L. PRINDLE, W.A. MYERS, P.K. HOPKE, D. DIETERLY, J.E. KOOPS. Phys. Rev. C17 (1978) 1822  
(Half-life, gamma-ray energies and emission probabilities)
- P.R.G. LORNIE, A. KOGAN, G.D. JONES, M.R. NIXON, H.G. PRICE, R. WADSWORTH, P.J. TWIN. J. Phys. (London) G4 (1978) 923  
(Pg, mixing ratio (E2/M1) for gamma-transitions)
- K. DEBERTIN, W. PESSARA, U. SCHOTZIG, K.F. WALZ. Int. J. Appl. Radiat. Isotop. 30 (1979) 551  
(Half-life and X- and gamma-ray emission probabilities)
- H. HOUTERMANS, O. MILOSEVIC, F. REICHEL. Int. J. Appl. Radiat. Isotop. 31 (1980) 153  
(Half-life)

- D.D. HOPPEs, J.M.R. HUTCHINSON, F.J. SCHIMA, M.P. UNTERWEGER. NBS-SP-626 (1982) 85  
(Half-life)
- F.LAGOUTINE, N. COURSOl, J. LEGRAND. Table de Radionucléides, CEA-LMRI ISBN 2-7272-0078-1 (1987)  
(Auger electron energies)
- R.B.BEGZHANOV, K.SH. AZIMOV, N.A. ILKHAMDZHANOV, R.A. MAGRUPOV, SH.A. MIRAKHMEDOV, A. MUKHAM-  
MADIEV, M. NARZIKULOV. Bull. Ac. Sc. URSS, Phys. Ser. 52(11) (1988) 88  
(Experimental PK values)
- R.A.MEYER. Fizika (Zagreb) 22 (1990) 153  
(Gamma-ray energies and emission probabilities)
- M.R.BHAT. Nucl. Data Sheets 64 (1991) 875  
(Decay scheme)
- M.P.UNTERWEGER, D.D. HOPPEs, F.J. SCHIMA. Nucl. Instrum. Methods A312 (1992) 349  
(Half-life)
- H.Y. HWANG, C.B. LEE, T.S. PARK, H.J. KIM. Nucl. Instrum. Methods Phys. Res. A383 (1996) 447  
(Half-life)
- E.SCHÖNFELD, H.JANSSEN. Nucl. Instrum. Methods A369 (1996) 527  
(Atomic data)
- M.R.P.ATTIE, M.F. KOSKINAS, M.S. DIAS, K.A. FONSECA. Appl. Rad. Isotopes 49 (1998) 1175  
(Half-life, Pce)
- B.R.S.SIMPSON, T.NTSOANE. Appl.Rad.Isot. 52 (2000) 551  
(Pce)
- M.P.UNTERWEGER. Appl. Rad. Isotopes 56 (2002) 125  
(Half-life)
- G. AUDI, A.H. WAPSTRA, C. THIBAUT. Nucl. Phys. A 729 (2003) 337  
(Q value)
- G. AUDI, O. BERSILLON, J. BLACHOT, A.H. WAPSTRA. Nucl. Phys. A 729 (2003) 3  
(Symmetrization of asymmetric uncertainties)
- H.SCHRADER. Appl. Rad. Isotopes 60 (2004) 317  
(Half-life)
- M.A.L.DA SILVA, M.C.M.DE ALMEIDA, C.J.DA SILVA, J.U.DELGADO, . Appl. Rad. Isotopes 60 (2004) 301  
(Half-life)
- P. YALCIN, Y. KURUCU. Appl. Radiat. Isot. 62 (2005) 63  
(Pg, Pce)
- J. HUO, X. HUANG, J.K. TULI. Nucl. Data Sheets 106 (2005) 159  
(Decay scheme)
- C. BOBIN, J. BOUCHARd, C. HAMON, M.G. IROULART, J. PLAGNARD. Appl. Radiat. Isot. 65 (2007) 757  
(Pg, Pce)
- P.J. MOHR, B.N. TAYLOR, D.B. NEWELL. Rev. Mod. Phys. 80 (2008) 633  
(mp, mn)
- T. KIBÉDI, T.W. BURROWS, M.B. TRZHASKOVSKAYA, P.M. DAVIDSON, C.W. NESTOR JR.. Nucl. Instrum. Me-  
thods A589 (2008) 202  
(BrICC)







## 1 Decay Scheme

Ga-68 disintegrates by positron emission (88.88 (41) %) and electron capture (11.11 (41) %) into Zn-68. Besides the main g(1,0) transition, there are 13 weak gamma transitions from 5 excited levels in Zn-68. *Le gallium 68 se désintègre par émission bêta plus (88,88 (41) %) et par capture électronique (11,11 (41) %) vers le zinc 68.*

## 2 Nuclear Data

$$T_{1/2}({}^{68}\text{Ga}) : 67,83 \quad (20) \quad \text{min}$$

$$Q^+({}^{68}\text{Ga}) : 2921,1 \quad (12) \quad \text{keV}$$

### 2.1 Electron Capture Transitions

|                  | Energy<br>keV | Probability<br>× 100 | Nature  | lg <i>ft</i> | $P_K$       | $P_L$       | $P_M$      |
|------------------|---------------|----------------------|---------|--------------|-------------|-------------|------------|
| $\epsilon_{0,5}$ | 99,3 (12)     | 0,0104 (5)           | Allowed | 5,1          | 0,8653 (18) | 0,1141 (17) | 0,0192 (5) |
| $\epsilon_{0,4}$ | 582,7 (12)    | 0,096 (3)            | Allowed | 5,7          | 0,8823 (16) | 0,1000 (15) | 0,0166 (5) |
| $\epsilon_{0,3}$ | 1037,9 (12)   | 0,234 (5)            | Allowed | 5,9          | 0,8836 (15) | 0,0989 (14) | 0,0164 (5) |
| $\epsilon_{0,2}$ | 1265,2 (12)   | 0,0335 (23)          | Allowed | 6,9          | 0,8839 (15) | 0,0986 (14) | 0,0163 (5) |
| $\epsilon_{0,1}$ | 1843,7 (12)   | 1,80 (5)             | Allowed | 5,5          | 0,8844 (15) | 0,0983 (14) | 0,0162 (5) |
| $\epsilon_{0,0}$ | 2921,1 (12)   | 8,94 (41)            | Allowed | 5,2          | 0,8847 (15) | 0,0980 (12) | 0,0162 (4) |

### 2.2 $\beta^+$ Transitions

|                 | Energy<br>keV | Probability<br>× 100 | Nature  | lg <i>ft</i> |
|-----------------|---------------|----------------------|---------|--------------|
| $\beta_{0,2}^+$ | 243,2 (12)    | 0,00026 (2)          | Allowed |              |
| $\beta_{0,1}^+$ | 821,7 (12)    | 1,20 (4)             | Allowed |              |
| $\beta_{0,0}^+$ | 1899,1 (12)   | 87,68 (41)           | Allowed |              |

## 2.3 Gamma Transitions and Internal Conversion Coefficients

|                           | Energy<br>keV | $P_{\gamma+ce}$<br>$\times 100$ | Multipolarity | $\alpha_K$     | $\alpha_L$      | $\alpha_M$      | $\alpha_T$     |
|---------------------------|---------------|---------------------------------|---------------|----------------|-----------------|-----------------|----------------|
| $\gamma_{3,2}(\text{Zn})$ | 227,31 (15)   | 0,00012 (5)                     | E2            | 0,0268 (4)     | 0,00286 (4)     | 0,000406 (6)    | 0,0300 (5)     |
| $\gamma_{5,4}(\text{Zn})$ | 483,35 (16)   | 0,000265 (29)                   | M1+50(25)%E2  | 0,0015 (3)     | 0,00016 (3)     | 0,000022 (4)    | 0,0017 (3)     |
| $\gamma_{2,1}(\text{Zn})$ | 578,52 (13)   | 0,0343 (23)                     | E2            | 0,001139 (16)  | 0,0001160 (17)  | 0,0000166 (3)   | 0,001272 (18)  |
| $\gamma_{4,2}(\text{Zn})$ | 682,57 (16)   | 0,000314 (20)                   | E2            | 0,000707 (10)  | 0,0000716 (10)  | 0,0000103 (2)   | 0,000789 (11)  |
| $\gamma_{3,1}(\text{Zn})$ | 805,84 (8)    | 0,0928 (27)                     | M1+70(1)%E2   | 0,000421 (6)   | 0,0000424 (7)   | 0,00000607 (9)  | 0,000470 (7)   |
| $\gamma_{5,3}(\text{Zn})$ | 938,62 (20)   | 0,000178 (16)                   | M1+33(8)%E2   | 0,000272 (11)  | 0,0000272 (11)  | 0,0000039 (2)   | 0,000304 (12)  |
| $\gamma_{1,0}(\text{Zn})$ | 1077,35 (5)   | 3,236 (30)                      | E2            | 0,000221 (4)   | 0,0000222 (4)   | 0,00000318 (5)  | 0,000247 (4)   |
| $\gamma_{5,2}(\text{Zn})$ | 1165,93 (15)  | 0,000016 (10)                   | E2            | 0,000185 (3)   | 0,0000185 (3)   | 0,00000265 (4)  | 0,000211 (3)   |
| $\gamma_{4,1}(\text{Zn})$ | 1261,09 (9)   | 0,0954 (21)                     | M1+2,2(1)%E2  | 0,0001418 (20) | 0,00001409 (20) | 0,00000202 (3)  | 0,0001725 (25) |
| $\gamma_{2,0}(\text{Zn})$ | 1655,87 (14)  |                                 | E0            |                |                 |                 |                |
| $\gamma_{5,1}(\text{Zn})$ | 1744,44 (13)  | 0,0096 (5)                      | M1+6,9(1)%E2  | 0,0000770 (11) | 0,00000763 (11) | 0,00000109 (2)  | 0,000241 (4)   |
| $\gamma_{3,0}(\text{Zn})$ | 1883,19 (6)   | 0,1420 (35)                     | E2            | 0,0000697 (10) | 0,00000691 (10) | 0,00000099 (2)  | 0,000333 (5)   |
| $\gamma_{4,0}(\text{Zn})$ | 2338,48 (8)   | 0,00113 (16)                    | E2            | 0,0000471 (7)  | 0,00000467 (7)  | 0,00000067 (1)  | 0,000529 (8)   |
| $\gamma_{5,0}(\text{Zn})$ | 2821,79 (14)  | 0,000466 (36)                   | E2            | 0,0000343 (5)  | 0,00000339 (5)  | 0,000000486 (7) | 0,000740 (11)  |

### 3 Atomic Data

#### 3.1 Zn

|                  |   |        |     |
|------------------|---|--------|-----|
| $\omega_K$       | : | 0,486  | (4) |
| $\bar{\omega}_L$ | : | 0,0108 | (4) |
| $n_{KL}$         | : | 1,326  | (4) |

##### 3.1.1 X Radiations

|                |               | Energy<br>keV | Relative<br>probability |
|----------------|---------------|---------------|-------------------------|
| X <sub>K</sub> | K $\alpha_2$  | 8,61587       | 51,42                   |
|                | K $\alpha_1$  | 8,63896       | 100                     |
|                | K $\beta_1$   | 9,5721        | }                       |
|                | K $\beta_5''$ | 9,6499        |                         |
|                |               |               | 21,46                   |
| X <sub>L</sub> | L $\ell$      | 0,884         |                         |
|                | L $\alpha$    | 1,012 – 1,012 |                         |
|                | L $\eta$      | 0,906         |                         |
|                | L $\beta$     | 1,02 – 1,186  |                         |
|                | L $\gamma$    | 1,043 – 1,043 |                         |
|                |               |               |                         |

##### 3.1.2 Auger Electrons

|         |  | Energy<br>keV | Relative<br>probability |
|---------|--|---------------|-------------------------|
| Auger K |  |               |                         |
| KLL     |  | 7,21 – 7,55   | 100                     |
| KLX     |  | 8,31 – 8,63   | 28,3                    |
| KXY     |  | 9,39 – 9,65   | 2,01                    |
| Auger L |  | 0,732 – 0,997 | 360                     |



## 4 Electron Emissions

|                 |      | Energy<br>keV | Electrons<br>per 100 disint. |
|-----------------|------|---------------|------------------------------|
| e <sub>AL</sub> | (Zn) | 0,732 - 0,997 | 13,98 (19)                   |
| e <sub>AK</sub> | (Zn) |               | 5,05 (20)                    |
|                 | KLL  | 7,21 - 7,55   | }                            |
|                 | KLX  | 8,31 - 8,63   | }                            |
|                 | KXY  | 9,39 - 9,65   | }                            |
| $\beta_{0,0}^+$ | max: | 1899,1 (12)   | 87,68 (41)                   |
| $\beta_{0,0}^+$ | avg: | 836,0 (6)     |                              |
| $\beta_{0,1}^+$ | max: | 821,7 (12)    | 1,20 (4)                     |
| $\beta_{0,1}^+$ | avg: | 352,6 (6)     |                              |
| $\beta_{0,2}^+$ | max: | 243,2 (12)    | 0,00026 (2)                  |
| $\beta_{0,2}^+$ | avg: | 107,6 (6)     |                              |

## 5 Photon Emissions

### 5.1 X-Ray Emissions

|                |      | Energy<br>keV | Photons<br>per 100 disint. |
|----------------|------|---------------|----------------------------|
| XL             | (Zn) | 0,884 — 1,186 | 0,146 (4)                  |
| XK $\alpha_2$  | (Zn) | 8,61587       | 1,42 (6) } K $\alpha$      |
| XK $\alpha_1$  | (Zn) | 8,63896       | 2,76 (11) }                |
| XK $\beta_1$   | (Zn) | 9,5721        | 0,593 (24) } K' $\beta_1$  |
| XK $\beta_5''$ | (Zn) | 9,6499        |                            |

## 5.2 Gamma Emissions

|                           | Energy<br>keV | Photons<br>per 100 disint. |
|---------------------------|---------------|----------------------------|
| $\gamma_{3,2}(\text{Zn})$ | 227,31 (15)   | 0,000120 (49)              |
| $\gamma_{5,4}(\text{Zn})$ | 483,35 (16)   | 0,000265 (29)              |
| $\gamma^{\pm}$            | 511           | 177,8 (8)                  |
| $\gamma_{2,1}(\text{Zn})$ | 578,52 (13)   | 0,0343 (23)                |
| $\gamma_{4,2}(\text{Zn})$ | 682,57 (16)   | 0,000314 (20)              |
| $\gamma_{3,1}(\text{Zn})$ | 805,83 (8)    | 0,0928 (27)                |
| $\gamma_{5,3}(\text{Zn})$ | 938,61 (20)   | 0,000178 (16)              |
| $\gamma_{1,0}(\text{Zn})$ | 1077,34 (5)   | 3,235 (30)                 |
| $\gamma_{5,2}(\text{Zn})$ | 1165,92 (15)  | 0,000016 (10)              |
| $\gamma_{4,1}(\text{Zn})$ | 1261,08 (9)   | 0,0954 (21)                |
| $\gamma_{5,1}(\text{Zn})$ | 1744,42 (13)  | 0,0096 (5)                 |
| $\gamma_{3,0}(\text{Zn})$ | 1883,16 (6)   | 0,1420 (35)                |
| $\gamma_{4,0}(\text{Zn})$ | 2338,44 (8)   | 0,00113 (16)               |
| $\gamma_{5,0}(\text{Zn})$ | 2821,73 (14)  | 0,000466 (36)              |

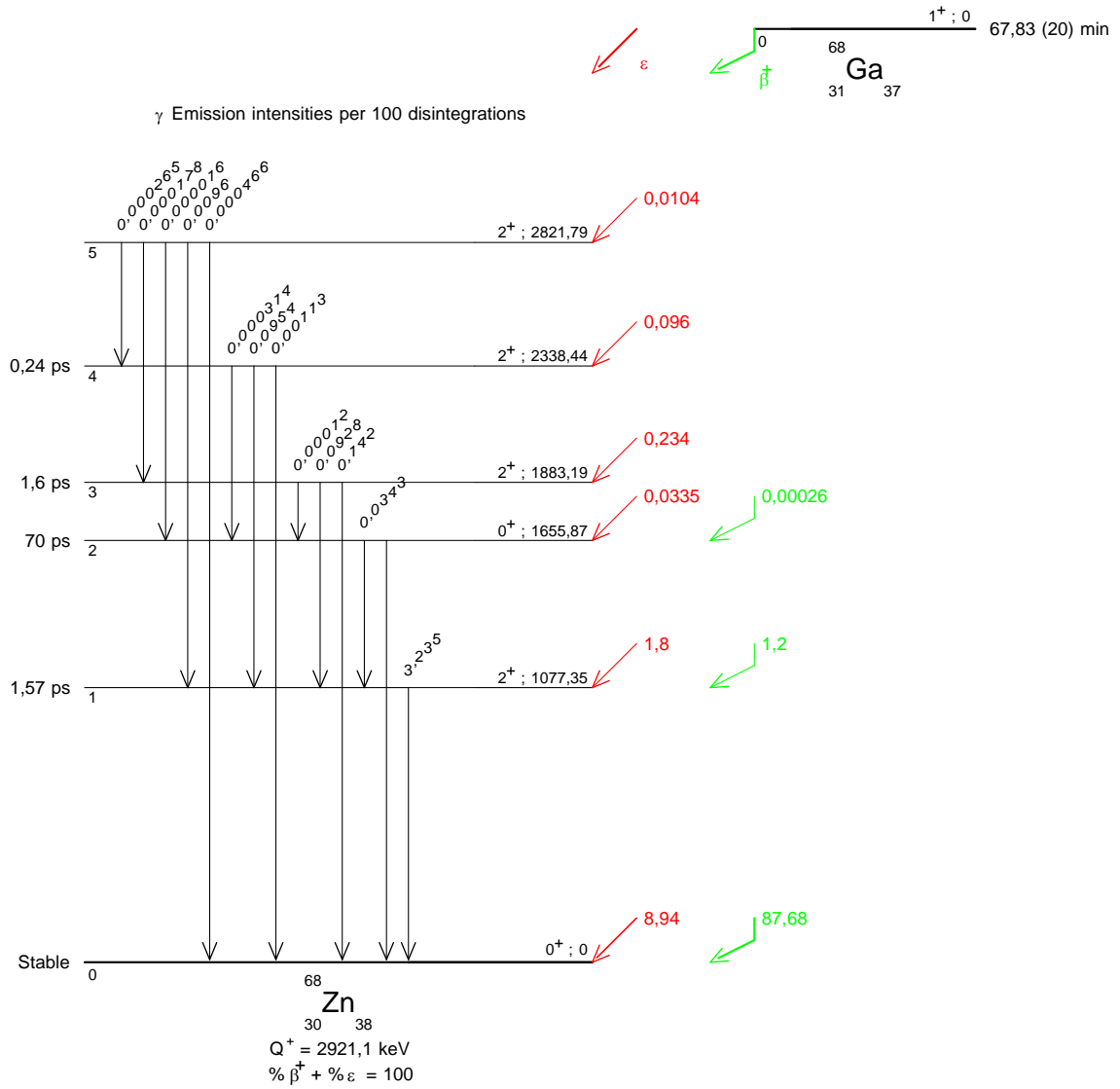
## 6 Main Production Modes

- Cu – 65( $\alpha$ ,n)Ga – 68
- Zn – 67(p, $\gamma$ )Ga – 68
- Zn – 68(p,n)Ga – 68
- Ga – 69(d,t)Ga – 68
- Ge – 70(d, $\alpha$ )Ga – 68
- { Ge – 68(E.C.)Ga – 68
- { Chemical separation after EC decay

## 7 References

- B.CRASEMANN, ET AL.. Phys. Rev. 102,5 (1956) 1344  
(Beta plus emission probabilities)
- D.J.HOREN. Phys. Rev. 113, 2 (1959) 572  
(Beta plus emission probabilities)
- M.K.RAMASWAMY. Nucl. Phys. 10 (1959) 205  
(Electron Capture/Beta plus Ratio)
- D.J.HOREN. Phys. Rev. 113 (1959) 572  
(Beta emission probabilities)
- M.K.RAMASWAMY, P.JASTRAM. Nucl. Phys. 16 (1960) 113  
(Angular correl. 1077/1261 keV)
- M.BORMANN, ET AL.. Nucl. Phys. 63 (1965) 438  
(half-life)
- T.G.EBREY, ET AL.. Nucl. Phys. 61 (1965) 479  
(half-life)
- H.K.CARTER, J.H.HAMILTON, A.V.RAMAYYA, J.J.PINAJIAN. Phys. Rev. 174 (1968) 1329  
(Gamma-ray emission intensities)
- K.VAUGHAN, ET AL.. Nucl. Phys. A132 (1969) 561  
(Gamma-ray emission intensities)
- J.M.OOTTUKULAM, ET AL.. American. J. Phys. 39 (1971) 221  
(Half-life)

- D.SMITH, A.WILLIAMS. Int. J. Appl. Radiat. Isotop. 22 (1971) 615  
(Half-life)
- W.F.SLOT, G.H.DÜLFER, H.VAN DER MOLEN, A.VERHEUIL. Nucl. Phys. A186 (1972) 28  
(Beta emission energies, T ICC)
- J.LANGE, J.H.HAMILTON, P.E.LITTLE, D.L.HAFFOX, D.C.MORTON, L.C.WHITBLOCK, J.J.PINAJIAN. Phys. Rev. C7 (1973) 177  
(E2/M1 Mixing Ratios, Gamma emission probabilities)
- K.S.KRANE. At. Data. Nucl. Data Tables 20 (1977) 211  
(E2/M1 Mixing Ratios)
- Y.IWATA, M.KAWAMOTO, Y.YOSHIZAWA. Int. J. Appl. Radiat. Isotop. 34 (1983) 1537  
(Half-life)
- I.SYKORA. Acta. Phys.Univ.Comen. 33 (1992) 25  
(Electron Capture/Beta plus Ratio)
- D.T.VO, W.H.KELLEY, F.K.WOHN, J.C.HILL, J.P.VARY, M.A.DELEPLANQUE, F.S.STEPHENS, R.M.DIAMOND, J.R.B.OLIVEIRA, A.O.MACHIAVELLI, J.A.BECKER, E.A.HENRY, M.J.BRINKMAN, M.A.STOVER, J.E.DRAPER. Phys. Rev. C50 (1994) 1713  
(Gamma emission energies and probabilities, Mixing Ratios)
- E.SCHÖNFELD, U.SCHÖTZIG, E.GÜNTHER, H.SCHRADER. Appl. Rad. Isotopes 45 (1994) 955  
(Electron Capture/Beta plus Ratio, Gamma emission and Annihilation probabilities)
- M.R.BHAT. Nucl. Data Sheets 76 (1995) 343  
(Spin and parity, Half-life excited levels, Prod. modes)
- G.AUDI, A.H.WAPSTRA, C.THIBAUT. Nucl. Phys. A729 (2003) 337  
(Q value)
- A.LUCA, M.SAHAGIA, A.ANTOHE. Appl. Rad. Isotopes 70,9 (2012) 1876  
(Gamma-ray emission intensities)







## 1 Decay Scheme

Ge-68 disintegrate 100 % by electron capture to the Ga-68 ground state which has a half-life of 67,8 min.  
*Le Ge-68 se désintègre à 100 % par capture électronique vers le niveau fondamental de Ga-68 qui a une période de 67,8 min.*

## 2 Nuclear Data

|                             |   |        |      |     |
|-----------------------------|---|--------|------|-----|
| $T_{1/2}({}^{68}\text{Ge})$ | : | 270,95 | (26) | d   |
| $T_{1/2}({}^{68}\text{Ga})$ | : | 67,83  | (20) | min |
| $Q^+({}^{68}\text{Ge})$     | : | 106,9  | (24) | keV |

### 2.1 Electron Capture Transitions

|                  | Energy<br>keV | Probability<br>× 100 | Nature  | lg <i>ft</i> | P <sub>K</sub> | P <sub>L</sub> | P <sub>M</sub> |
|------------------|---------------|----------------------|---------|--------------|----------------|----------------|----------------|
| ε <sub>0,0</sub> | 106,9 (24)    | 100                  | Allowed | 5,006        | 0,8639 (24)    | 0,1150 (23)    | 0,0196 (5)     |

### 3 Atomic Data

#### 3.1 Ga

|                  |   |        |     |
|------------------|---|--------|-----|
| $\omega_K$       | : | 0,517  | (4) |
| $\bar{\omega}_L$ | : | 0,0123 | (4) |
| $n_{KL}$         | : | 1,294  | (4) |

##### 3.1.1 X Radiations

|                |               | Energy<br>keV |   | Relative<br>probability |
|----------------|---------------|---------------|---|-------------------------|
| X <sub>K</sub> | K $\alpha_2$  | 9,22495       |   | 51,46                   |
|                | K $\alpha_1$  | 9,25184       |   | 100                     |
|                | K $\beta_3$   | 10,2605       | } |                         |
|                | K $\beta_1$   | 10,2644       | } |                         |
|                | K $\beta_5''$ | 10,348        | } | 22,07                   |
|                | K $\beta_2$   | 10,3664       | } |                         |
|                | K $\beta_4$   |               | } | 0,0013                  |
|                |               |               |   |                         |
| X <sub>L</sub> | L $\ell$      | 0,959         |   |                         |
|                | L $\alpha$    | 1,098 – 1,099 |   |                         |
|                | L $\eta$      | 0,985         |   |                         |
|                | L $\beta$     | 1,114 – 1,283 |   |                         |
|                | L $\gamma$    | 1,141 – 1,303 |   |                         |
|                |               |               |   |                         |

##### 3.1.2 Auger Electrons

|         |     | Energy<br>keV   | Relative<br>probability |
|---------|-----|-----------------|-------------------------|
| Auger K | KLL | 7,708 – 8,069   | 100                     |
|         | KLX | 8,889 – 9,251   | 29,1                    |
|         | KXY | 10,051 – 10,366 | 2,12                    |
| Auger L |     | 0,8 – 1,3       | 384                     |

## 4 Electron Emissions

|                 |      | Energy<br>keV   | Electrons<br>per 100 disint. |
|-----------------|------|-----------------|------------------------------|
| e <sub>AL</sub> | (Ga) | 0,8 - 1,3       | 121,8 (7)                    |
| e <sub>AK</sub> | (Ga) |                 | 41,7 (5)                     |
|                 | KLL  | 7,708 - 8,069   | }                            |
|                 | KLX  | 8,889 - 9,251   | }                            |
|                 | KXY  | 10,051 - 10,366 | }                            |

## 5 Photon Emissions

### 5.1 X-Ray Emissions

|                |      | Energy<br>keV | Photons<br>per 100 disint. |              |
|----------------|------|---------------|----------------------------|--------------|
| XL             | (Ga) | 0,959 — 1,303 | 1,490 (24)                 |              |
| XK $\alpha_2$  | (Ga) | 9,22495       | 13,25 (15)                 | } K $\alpha$ |
| XK $\alpha_1$  | (Ga) | 9,25184       | 25,74 (26)                 | }            |
| XK $\beta_3$   | (Ga) | 10,2605       | }                          |              |
| XK $\beta_1$   | (Ga) | 10,2644       | }                          | K' $\beta_1$ |
| XK $\beta_5''$ | (Ga) | 10,348        | }                          |              |
| XK $\beta_2$   | (Ga) | 10,3664       | }                          |              |
| XK $\beta_4$   | (Ga) |               | }                          | K' $\beta_2$ |

## 6 Main Production Modes

Zn – 66( $\alpha$ ,2n)Ge – 68

Ga – 69(p,2n)Ge – 68

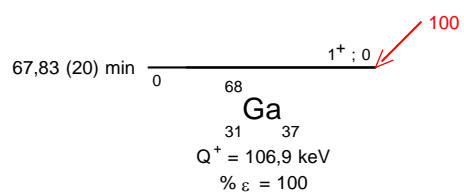
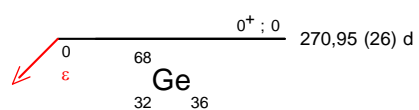
Nat.Ga(p,x)Ge – 68

## 7 References

- H.H.HOPKINS JR.. Phys. Rev. 77 (1950) 717  
(Half-life)
- G.RUDSTAM. Thesis U. Uppsala (1956)  
(Half-life)
- B.CRASEMANN, D..E.REHFUSS, H.T.EASTERDAY. Phys.Rev. 102 (1956) 1344  
(Half-life)
- S.L.WATERS, G.R.FORSE, P.L.HORLOCK, M.J.WOODS. Int. J. Appl. Radiat. Isotop. 32 (1981) 757  
(Half-life)



- E.SCHÖNFELD, U.SCHÖTZIG, E.GÜNTHER, H.SCHRADER. Int. J. Appl. Radiat. Isotop. 45 (1994) 955  
(Half-life, Electron Capture/Beta plus Ratio, Gamma emission and annihilation probabilities)
- T.W.BURROWS. Nucl. Data Sheets 97 (2002) 1  
(Spin and parity)
- G.AUDI, A.H.WAPSTRA, C.THIBAUT. Nucl. Phys. A729 (2003) 337  
(Q value)
- G.AUDI, W.MENG. Private communication (2011)  
(Q)







## 1 Decay Scheme

Sb-127 undergoes beta(minus) decay to excited levels in Te-127 (half-life of 9.35(10) h) with a beta branch of 83.2(6)%, and to Te-127m (half-life of 106.1(7) d) with a beta branch of 16.8(6)%.

*L'antimoine 127 se désintègre par émissions bêta moins vers le niveau métastable du tellure 127 de 106 jours de période et des niveaux d'énergie supérieure.*

## 2 Nuclear Data

|                                      |   |       |      |     |
|--------------------------------------|---|-------|------|-----|
| $T_{1/2}({}^{127}\text{Sb})$         | : | 3,85  | (7)  | d   |
| $T_{1/2}({}^{127\text{m}}\text{Te})$ | : | 106,1 | (7)  | d   |
| $T_{1/2}({}^{127}\text{Te})$         | : | 9,35  | (10) | h   |
| $Q^{-}({}^{127}\text{Sb})$           | : | 1582  | (5)  | keV |

### 2.1 $\beta^{-}$ Transitions

|                    | Energy<br>keV | Probability<br>× 100 | Nature                   | lg <i>ft</i> |
|--------------------|---------------|----------------------|--------------------------|--------------|
| $\beta_{0,19}^{-}$ | 203 (5)       | 0,18 (4)             | allowed                  | 7,42         |
| $\beta_{0,18}^{-}$ | 259 (5)       | 0,12 (2)             | [allowed]                | 7,93         |
| $\beta_{0,17}^{-}$ | 273 (5)       | 0,06 (2)             | (allowed)                | 8,3          |
| $\beta_{0,16}^{-}$ | 292 (5)       | 0,61 (4)             | allowed                  | 7,39         |
| $\beta_{0,15}^{-}$ | 376 (5)       | 0,10 (4)             | (allowed)                | 8,53         |
| $\beta_{0,14}^{-}$ | 427 (5)       | 0,85 (25)            | allowed                  | 7,79         |
| $\beta_{0,13}^{-}$ | 442 (5)       | 1,35 (21)            | allowed                  | 7,64         |
| $\beta_{0,12}^{-}$ | 505 (5)       | 5,17 (14)            | (allowed)                | 7,251        |
| $\beta_{0,11}^{-}$ | 658 (5)       | 1,27 (25)            | allowed                  | 8,26         |
| $\beta_{0,10}^{-}$ | 796 (5)       | 7,72 (21)            | 1st forbidden non-unique | 7,766        |
| $\beta_{0,9}^{-}$  | 799 (5)       | 17,2 (3)             | allowed                  | 7,425        |
| $\beta_{0,7}^{-}$  | 897 (5)       | 34,4 (4)             | allowed                  | 7,304        |
| $\beta_{0,6}^{-}$  | 951 (5)       | 4,00 (21)            | 1st forbidden non-unique | 8,33         |
| $\beta_{0,4}^{-}$  | 1109 (5)      | 22,6 (8)             | allowed                  | 7,826        |

|                 | Energy<br>keV | Probability<br>× 100 | Nature                     | lg <i>ft</i> |
|-----------------|---------------|----------------------|----------------------------|--------------|
| $\beta_{0,3}^-$ | 1241 (5)      | 2,4 (3)              | (1st forbidden non-unique) | 8,98         |
| $\beta_{0,2}^-$ | 1494 (5)      | 2,0 (5)              | 1st forbidden unique       | 10,21        |

## 2.2 Gamma Transitions and Internal Conversion Coefficients

|                            | Energy<br>keV | $P_{\gamma+ce}$<br>× 100 | Multipolarity | $\alpha_K$    | $\alpha_L$     | $\alpha_M$     | $\alpha_T$    |
|----------------------------|---------------|--------------------------|---------------|---------------|----------------|----------------|---------------|
| $\gamma_{1,0}(\text{Te})$  | 61,16 (2)     | 5,93 (24)                | M1+19,4%E2    | 2,93 (12)     | 0,99 (14)      | 0,21 (3)       | 4,2 (3)       |
| $\gamma_{10,6}(\text{Te})$ | 154,7 (1)     | 0,15 (4)                 | M1+8%E2       | 0,182 (14)    | 0,026 (5)      | 0,0052 (11)    | 0,214 (20)    |
| $\gamma_{3,2}(\text{Te})$  | 252,64 (9)    | 8,82 (15)                | M1+82%E2      | 0,0541 (12)   | 0,0090 (4)     | 0,00182 (8)    | 0,0652 (17)   |
| $\gamma_{9,5}(\text{Te})$  | 280,7 (1)     | 0,55 (4)                 | M1+0,8%E2     | 0,0351 (5)    | 0,00445 (7)    | 0,000888 (13)  | 0,0407 (6)    |
| $\gamma_{6,3}(\text{Te})$  | 290,5 (1)     | 1,91 (7)                 | M1+14%E2      | 0,0326 (5)    | 0,00430 (7)    | 0,000859 (14)  | 0,0379 (6)    |
| $\gamma_{11,6}(\text{Te})$ | 292,6 (2)     | 0,28 (14)                | E1+1,5%M2     | 0,0103 (60)   | 0,00136 (16)   | 0,00027 (18)   | 0,012 (7)     |
| $\gamma_{9,4}(\text{Te})$  | 309,4 (1)     | 0,078 (13)               | M1+1%E2       | 0,0273 (4)    | 0,00345 (5)    | 0,000687 (10)  | 0,0316 (5)    |
| $\gamma_{12,7}(\text{Te})$ | 392,0 (2)     | 0,94 (7)                 | M1+2,2%E2     | 0,01490 (21)  | 0,00187 (3)    | 0,000372 (6)   | 0,01722 (25)  |
| $\gamma_{4,1}(\text{Te})$  | 412,10 (5)    | 3,48 (18)                | E2            | 0,01210 (17)  | 0,001775 (25)  | 0,000357 (5)   | 0,01431 (20)  |
| $\gamma_{15,9}(\text{Te})$ | 423,7 (7)     | 0,10 (4)                 | M1+50%E2      | 0,0117 (4)    | 0,00158 (4)    | 0,000316 (9)   | 0,0137 (4)    |
| $\gamma_{5,1}(\text{Te})$  | 440,77 (2)    | 0,7 (3)                  | M1+20%E2      | 0,0109 (3)    | 0,001395 (22)  | 0,000278 (5)   | 0,0126 (3)    |
| $\gamma_{10,3}(\text{Te})$ | 445,3 (1)     | 4,23 (11)                | M1+50%E2      | 0,0102 (4)    | 0,001369 (23)  | 0,000274 (5)   | 0,0120 (4)    |
| $\gamma_{11,4}(\text{Te})$ | 450,8 (2)     | 0,21 (7)                 | M1+33%E2      | 0,0101 (4)    | 0,001318 (20)  | 0,000263 (5)   | 0,0118 (4)    |
| $\gamma_{13,7}(\text{Te})$ | 455,1 (1)     | 0,11 (7)                 | M1+50%E2      | 0,0097 (4)    | 0,001287 (19)  | 0,000258 (4)   | 0,0113 (4)    |
| $\gamma_{4,0}(\text{Te})$  | 473,26 (4)    | 25,1 (7)                 | M1+4%E2       | 0,00928 (14)  | 0,001159 (17)  | 0,000231 (4)   | 0,01072 (16)  |
| $\gamma_{5,0}(\text{Te})$  | 501,93 (1)    | 0,65 (11)                | M1+10,4%E2    | 0,00795 (13)  | 0,000997 (14)  | 0,000199 (3)   | 0,00919 (14)  |
| $\gamma_{6,2}(\text{Te})$  | 543,2 (1)     | 2,64 (11)                | E2            | 0,00553 (8)   | 0,000761 (11)  | 0,0001525 (22) | 0,00648 (9)   |
| $\gamma_{11,3}(\text{Te})$ | 583,2 (2)     | 0,32 (18)                | E1            | 0,001622 (23) | 0,000196 (3)   | 0,0000389 (6)  | 0,00187 (3)   |
| $\gamma_{12,4}(\text{Te})$ | 603,9 (2)     | 4,23 (11)                | M1+2%E2       | 0,00513 (8)   | 0,000634 (10)  | 0,0001261 (18) | 0,00592 (9)   |
| $\gamma_{17,7}(\text{Te})$ | 624,2 (1)     | 0,064 (21)               | M1+50%E2      | 0,0043 (3)    | 0,000550 (24)  | 0,000110 (5)   | 0,0050 (4)    |
| $\gamma_{13,5}(\text{Te})$ | 638,3 (1)     | 0,35 (4)                 | M1+15%E2      | 0,00438 (7)   | 0,000544 (8)   | 0,0001083 (16) | 0,00506 (8)   |
| $\gamma_{14,5}(\text{Te})$ | 652,8 (1)     | 0,28 (4)                 | M1+5,4%E2     | 0,00423 (7)   | 0,000522 (8)   | 0,0001038 (16) | 0,00488 (8)   |
| $\gamma_{13,4}(\text{Te})$ | 666,9 (1)     | 0,53 (18)                | M1+50%E2      | 0,0037 (3)    | 0,000464 (23)  | 0,000093 (5)   | 0,0042 (3)    |
| $\gamma_{14,4}(\text{Te})$ | 681,4 (1)     | 0,53 (25)                | M1+50%E2      | 0,00347 (25)  | 0,000440 (22)  | 0,000088 (5)   | 0,0040 (3)    |
| $\gamma_{7,0}(\text{Te})$  | 685,09 (7)    | 35,5 (4)                 | E2            | 0,00303 (5)   | 0,000399 (6)   | 0,0000797 (12) | 0,00352 (5)   |
| $\gamma_{10,2}(\text{Te})$ | 697,9 (1)     | 3,37 (18)                | E2            | 0,00289 (4)   | 0,000380 (6)   | 0,0000759 (11) | 0,00336 (5)   |
| $\gamma_{9,1}(\text{Te})$  | 721,5 (1)     | 1,78 (7)                 | E2            | 0,00266 (4)   | 0,000348 (5)   | 0,0000695 (10) | 0,00309 (5)   |
| $\gamma_{19,6}(\text{Te})$ | 747,2 (1)     | 0,11 (4)                 | E1            | 0,000951 (14) | 0,0001142 (16) | 0,0000226 (4)  | 0,001093 (16) |
| $\gamma_{8,0}(\text{Te})$  | 762,7 (1)     | 0,07 (4)                 | M1+50%E2      | 0,00265 (20)  | 0,000332 (19)  | 0,000066 (4)   | 0,00306 (22)  |
| $\gamma_{9,0}(\text{Te})$  | 782,6 (1)     | 14,7 (3)                 | M1+4,2%E2     | 0,00277 (4)   | 0,000339 (5)   | 0,0000673 (10) | 0,00319 (5)   |
| $\gamma_{16,4}(\text{Te})$ | 816,5 (1)     | 0,27 (3)                 | M1+50%E2      | 0,00225 (17)  | 0,000282 (17)  | 0,000056 (4)   | 0,00260 (19)  |
| $\gamma_{18,5}(\text{Te})$ | 821,5 (8)     | 0,117 (22)               |               |               |                |                |               |
| $\gamma_{11,0}(\text{Te})$ | 924,0 (2)     | 0,461 (25)               | E2            | 0,001491 (21) | 0,000189 (3)   | 0,0000376 (6)  | 0,001725 (25) |
| $\gamma_{13,0}(\text{Te})$ | 1140,2 (1)    | 0,35 (7)                 | M1+2%E2       | 0,001179 (20) | 0,0001427 (23) | 0,0000283 (5)  | 0,001358 (23) |
| $\gamma_{14,0}(\text{Te})$ | 1154,7 (1)    | 0,039 (21)               | M1+E2         |               |                |                |               |
| $\gamma_{16,0}(\text{Te})$ | 1289,8 (1)    | 0,34 (3)                 | M1+0,04%E2    | 0,000901 (13) | 0,0001087 (16) | 0,0000216 (3)  | 0,001055 (15) |
| $\gamma_{19,0}(\text{Te})$ | 1378,6 (1)    | 0,07 (4)                 | M1+E2         |               |                |                |               |

### 3 Atomic Data

#### 3.1

|                  |   |        |      |
|------------------|---|--------|------|
| $\omega_K$       | : | 0,875  | (4)  |
| $\bar{\omega}_L$ | : | 0,0862 | (35) |
| $n_{KL}$         | : | 0,917  | (4)  |

#### 3.1.1 X Radiations

|                   | Energy<br>keV | Relative<br>probability |
|-------------------|---------------|-------------------------|
| X <sub>K</sub>    |               |                         |
| K $\alpha_2$      | 27,202        | 53,9                    |
| K $\alpha_1$      | 27,4726       | 100                     |
| K $\beta_3$       | 30,9446       | }                       |
| K $\beta_1$       | 30,996        | }                       |
| K $\beta_5''$     | 31,232        | }                       |
| K $\beta_5'$      | 31,242        | }                       |
| K $\beta_2$       | 31,7008       | }                       |
| K $\beta_4$       | 31,774        | }                       |
| KO <sub>2,3</sub> | 31,182        | }                       |
| X <sub>L</sub>    |               |                         |
| L $\ell$          | 3,335         |                         |
| L $\alpha$        | 3,759 – 3,77  |                         |
| L $\eta$          | 3,605         |                         |
| L $\beta$         | 4,03 – 4,302  |                         |
| L $\gamma$        | 4,572 – 4,829 |                         |

#### 3.1.2 Auger Electrons

|         | Energy<br>keV   | Relative<br>probability |
|---------|-----------------|-------------------------|
| Auger K |                 |                         |
| KLL     | 21,804 – 22,989 | 100                     |
| KLX     | 25,814 – 27,470 | 45,3                    |
| KXY     | 29,80 – 31,81   | 5,15                    |
| Auger L | 2,29 – 3,72     | 1330                    |

## 4 Electron Emissions

|                     |      | Energy<br>keV   | Electrons<br>per 100 disint. |
|---------------------|------|-----------------|------------------------------|
| e <sub>AL</sub>     | (Te) | 2,29 - 3,72     | 4,90 (14)                    |
| e <sub>AK</sub>     | (Te) |                 | 0,556 (26)                   |
|                     | KLL  | 21,804 - 22,989 | }                            |
|                     | KLX  | 25,814 - 27,470 | }                            |
|                     | KXY  | 29,80 - 31,81   | }                            |
| ec <sub>1,0 T</sub> | (Te) | 29,35 - 61,16   | 4,79 (24)                    |
| ec <sub>1,0 K</sub> | (Te) | 29,35 (2)       | 3,36 (22)                    |
| ec <sub>1,0 L</sub> | (Te) | 56,22 - 56,82   | 1,14 (9)                     |
| ec <sub>1,0 M</sub> | (Te) | 60,15 - 60,59   | 0,24 (2)                     |
| ec <sub>1,0 N</sub> | (Te) | 60,99 - 61,12   | 0,045 (4)                    |
| $\beta_{0,19}^-$    | max: | 203 (5)         | 0,18 (4)                     |
| $\beta_{0,19}^-$    | avg: | 55,9 (15)       |                              |
| $\beta_{0,18}^-$    | max: | 259 (5)         | 0,12 (2)                     |
| $\beta_{0,18}^-$    | avg: | 72,8 (16)       |                              |
| $\beta_{0,17}^-$    | max: | 273 (5)         | 0,06 (2)                     |
| $\beta_{0,17}^-$    | avg: | 77,2 (16)       |                              |
| $\beta_{0,16}^-$    | max: | 292 (5)         | 0,61 (4)                     |
| $\beta_{0,16}^-$    | avg: | 83,4 (16)       |                              |
| $\beta_{0,15}^-$    | max: | 376 (5)         | 0,10 (4)                     |
| $\beta_{0,15}^-$    | avg: | 110,7 (17)      |                              |
| $\beta_{0,14}^-$    | max: | 427 (5)         | 0,85 (25)                    |
| $\beta_{0,14}^-$    | avg: | 128,2 (18)      |                              |
| $\beta_{0,13}^-$    | max: | 442 (5)         | 1,35 (21)                    |
| $\beta_{0,13}^-$    | avg: | 133,2 (18)      |                              |
| $\beta_{0,12}^-$    | max: | 505 (5)         | 5,17 (14)                    |
| $\beta_{0,12}^-$    | avg: | 155,3 (18)      |                              |
| $\beta_{0,11}^-$    | max: | 658 (5)         | 1,27 (25)                    |
| $\beta_{0,11}^-$    | avg: | 211,5 (19)      |                              |
| $\beta_{0,10}^-$    | max: | 796 (5)         | 7,72 (21)                    |
| $\beta_{0,10}^-$    | avg: | 264,4 (20)      |                              |
| $\beta_{0,9}^-$     | max: | 799 (5)         | 17,2 (3)                     |
| $\beta_{0,9}^-$     | avg: | 265,8 (20)      |                              |
| $\beta_{0,7}^-$     | max: | 897 (5)         | 34,4 (4)                     |
| $\beta_{0,7}^-$     | avg: | 304,5 (20)      |                              |
| $\beta_{0,6}^-$     | max: | 951 (5)         | 4,00 (21)                    |
| $\beta_{0,6}^-$     | avg: | 326,2 (21)      |                              |
| $\beta_{0,4}^-$     | max: | 1109 (5)        | 22,6 (8)                     |
| $\beta_{0,4}^-$     | avg: | 391,2 (21)      |                              |
| $\beta_{0,3}^-$     | max: | 1241 (5)        | 2,4 (3)                      |

|                 |      | Energy<br>keV | Electrons<br>per 100 disint. |
|-----------------|------|---------------|------------------------------|
| $\beta_{0,3}^-$ | avg: | 446,9 (22)    |                              |
| $\beta_{0,2}^-$ | max: | 1494 (5)      | 2,0 (5)                      |
| $\beta_{0,2}^-$ | avg: | 562,4 (21)    |                              |

## 5 Photon Emissions

### 5.1 X-Ray Emissions

|                    |      | Energy<br>keV | Photons<br>per 100 disint. |              |
|--------------------|------|---------------|----------------------------|--------------|
| XL                 | (Te) | 3,335 — 4,829 | 0,462 (23)                 |              |
| XK $\alpha_2$      | (Te) | 27,202        | 1,11 (4)                   | } K $\alpha$ |
| XK $\alpha_1$      | (Te) | 27,4726       | 2,06 (7)                   | }            |
| XK $\beta_3$       | (Te) | 30,9446       | }                          |              |
| XK $\beta_1$       | (Te) | 30,996        | }                          | K' $\beta_1$ |
| XK $\beta_5''$     | (Te) | 31,232        | }                          |              |
| XK $\beta_5'$      | (Te) | 31,242        | }                          |              |
| XK $\beta_2$       | (Te) | 31,7008       | }                          |              |
| XK $\beta_4$       | (Te) | 31,774        | }                          | K' $\beta_2$ |
| XKO <sub>2,3</sub> | (Te) | 31,182        | }                          |              |

### 5.2 Gamma Emissions

|                            | Energy<br>keV | Photons<br>per 100 disint. |
|----------------------------|---------------|----------------------------|
| $\gamma_{1,0}(\text{Te})$  | 61,16 (2)     | 1,140 (14)                 |
| $\gamma_{10,6}(\text{Te})$ | 154,7 (1)     | 0,12 (3)                   |
| $\gamma_{3,2}(\text{Te})$  | 252,64 (9)    | 8,28 (14)                  |
| $\gamma_{9,5}(\text{Te})$  | 280,7 (1)     | 0,53 (4)                   |
| $\gamma_{6,3}(\text{Te})$  | 290,5 (1)     | 1,84 (7)                   |
| $\gamma_{11,6}(\text{Te})$ | 292,6 (2)     | 0,28 (14)                  |
| $\gamma_{9,4}(\text{Te})$  | 309,4 (1)     | 0,076 (13)                 |
| $\gamma_{12,7}(\text{Te})$ | 392,0 (2)     | 0,92 (7)                   |
| $\gamma_{4,1}(\text{Te})$  | 412,10 (5)    | 3,43 (18)                  |
| $\gamma_{15,9}(\text{Te})$ | 423,7 (7)     | 0,10 (4)                   |
| $\gamma_{5,1}(\text{Te})$  | 440,77 (2)    | 0,7 (3)                    |
| $\gamma_{10,3}(\text{Te})$ | 445,3 (1)     | 4,18 (11)                  |
| $\gamma_{11,4}(\text{Te})$ | 450,8 (2)     | 0,21 (7)                   |



|                            | Energy<br>keV | Photons<br>per 100 disint. |
|----------------------------|---------------|----------------------------|
| $\gamma_{13,7}(\text{Te})$ | 455,1 (1)     | 0,11 (7)                   |
| $\gamma_{4,0}(\text{Te})$  | 473,26 (4)    | 24,8 (7)                   |
| $\gamma_{5,0}(\text{Te})$  | 501,93 (1)    | 0,64 (11)                  |
| $\gamma_{6,2}(\text{Te})$  | 543,2 (1)     | 2,62 (11)                  |
| $\gamma_{11,3}(\text{Te})$ | 583,2 (2)     | 0,32 (18)                  |
| $\gamma_{12,4}(\text{Te})$ | 603,9 (2)     | 4,21 (11)                  |
| $\gamma_{17,7}(\text{Te})$ | 624,2 (1)     | 0,064 (21)                 |
| $\gamma_{13,5}(\text{Te})$ | 638,3 (1)     | 0,35 (4)                   |
| $\gamma_{14,5}(\text{Te})$ | 652,8 (1)     | 0,28 (4)                   |
| $\gamma_{13,4}(\text{Te})$ | 666,9 (1)     | 0,53 (18)                  |
| $\gamma_{14,4}(\text{Te})$ | 681,4 (1)     | 0,53 (25)                  |
| $\gamma_{7,0}(\text{Te})$  | 685,09 (7)    | 35,4 (4)                   |
| $\gamma_{10,2}(\text{Te})$ | 697,9 (1)     | 3,36 (18)                  |
| $\gamma_{9,1}(\text{Te})$  | 721,5 (1)     | 1,77 (7)                   |
| $\gamma_{19,6}(\text{Te})$ | 747,2 (1)     | 0,11 (4)                   |
| $\gamma_{8,0}(\text{Te})$  | 762,7 (1)     | 0,07 (4)                   |
| $\gamma_{9,0}(\text{Te})$  | 782,6 (1)     | 14,7 (3)                   |
| $\gamma_{16,4}(\text{Te})$ | 816,5 (1)     | 0,27 (3)                   |
| $\gamma_{18,5}(\text{Te})$ | 821,5 (8)     | 0,117 (22)                 |
| $\gamma_{11,0}(\text{Te})$ | 924,0 (2)     | 0,460 (25)                 |
| $\gamma_{13,0}(\text{Te})$ | 1140,2 (1)    | 0,35 (7)                   |
| $\gamma_{14,0}(\text{Te})$ | 1153,99 (9)   | 0,039 (21)                 |
| $\gamma_{16,0}(\text{Te})$ | 1288,90 (8)   | 0,34 (3)                   |
| $\gamma_{19,0}(\text{Te})$ | 1378,6 (1)    | 0,07 (4)                   |

## 6 Main Production Modes

Te – 128( $\gamma$ ,p)Sb – 127

Te – 130(d, $\alpha$ n)Sb – 127

U – 235(n,f)Sb – 127

U – 235(d,f)Sb – 127

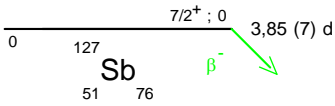
U – 235( $\alpha$ ,f)Sb – 127

U – 238(n,f)Sb – 127

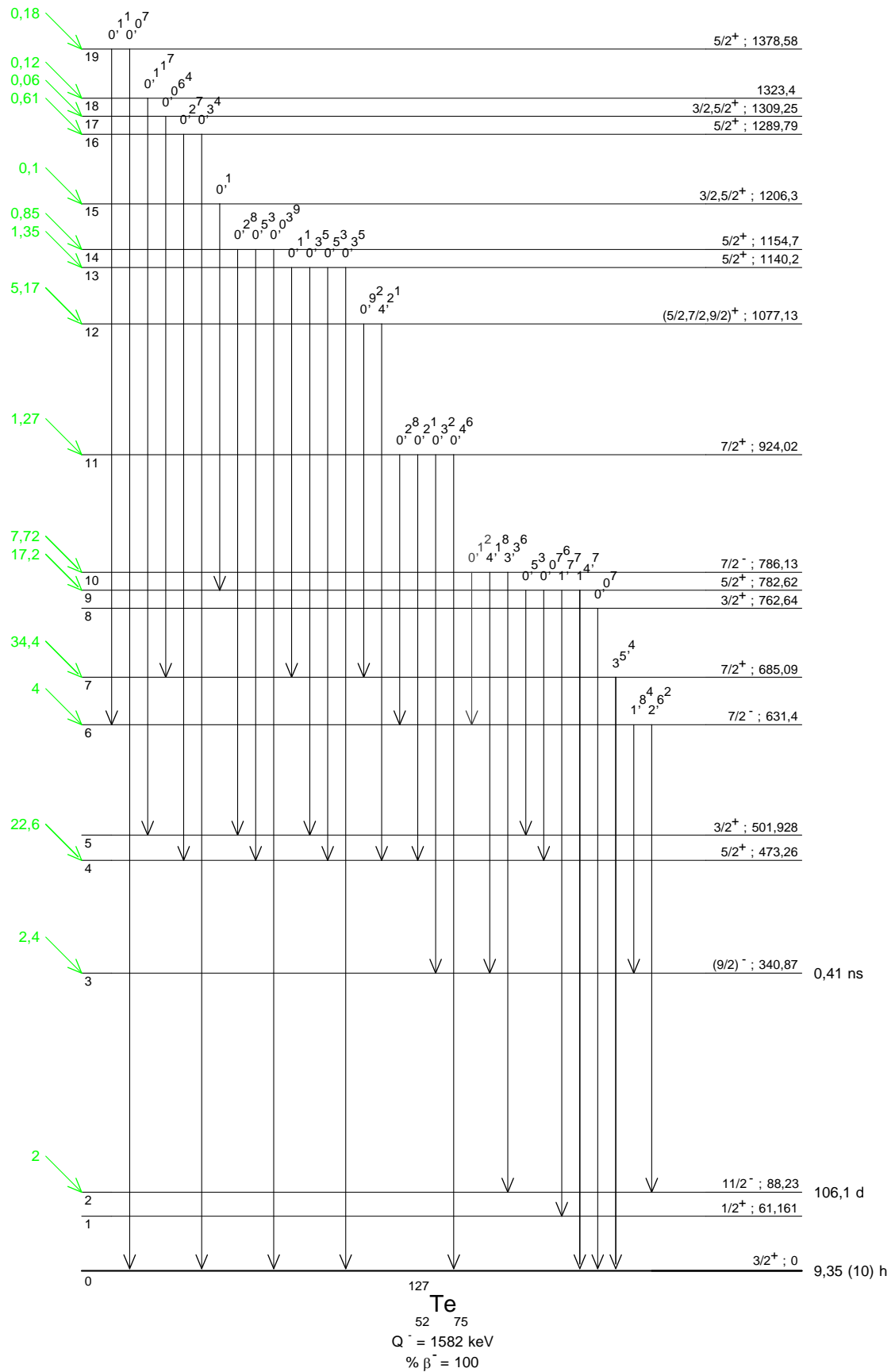
## 7 References

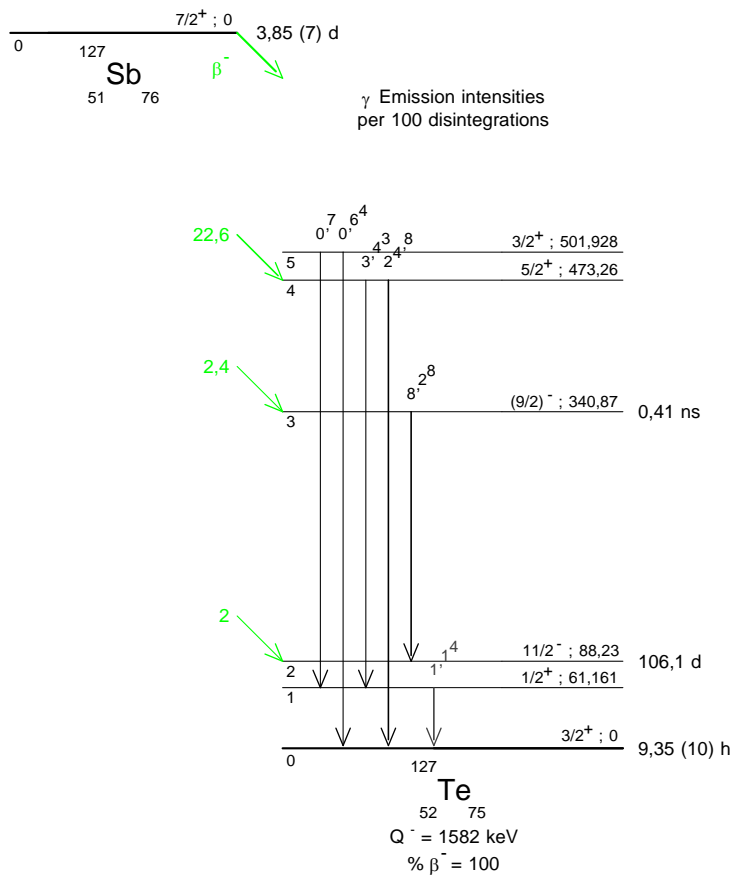
- P.ABELSON. Phys. Rev. 56 (1939) 1  
(Half-life)
- W.E.GRUMMIT, G.WILKINSON. Nature 158 (1946) 163  
(Half-life)
- N.R.SLEIGHT, W.H.SULLIVAN. NNES 9 (1950) 928  
(Half-life, Q)
- H.BOSCH, H.MUNCZEK. Phys. Rev. 106 (1957) 983  
(Half-life, Gamma-ray energies, Gamma-ray emission probabilities)

- B.J.DROPECKY, C.J.ORTH. J. Inorg. Nucl. Chem. 24 (1962) 1301  
(Half-life, Gamma-ray energies)
- J.UHLER, G.H.NEUMANN, O.MELIN, T.ALVAGER. Ark. Fysik 21 (1962) 35  
(Half-life, Gamma-ray energies, Gamma-ray emission probabilities)
- E.HAGEBO. J. Inorg. Nucl. Chem. 29 (1967) 2515  
(Half-life)
- R.C.RAGAINI, G.E.GORDON, W.B.WALTERS. Nucl. Phys. A99 (1967) 547  
(Gamma-ray energies, Gamma-ray emission probabilities)
- I.TAKEMOTO, T.IWASHITA, S.KAGEYAMA. J. Phys. Soc. Japan 23 (1967) 153  
(Gamma-ray energies, Gamma-ray emission probabilities, Q, Beta-particle emission probability)
- K.S.KRANE, W.A.STEYERT. Phys. Rev. C6 (1972) 2268  
(Spin, Parity, Mixing ratios)
- J.A.PANONTIN, N.SUGARMAN. J. Inorg. Nucl. Chem. 34 (1972) 1485  
(Half-life)
- J.C.SOARES, P.HERZOG, H.HUBEL. Nucl. Phys. A224 (1974) 358  
(Mixing ratios)
- F.P.LARKINS. At. Data Nucl. Data Tables 20 (1977) 311  
(Auger-electron energies, Conversion electron energies)
- K.S.KRANE. At. Data Nucl. Data Tables 19 (1977) 363  
(Mixing ratios)
- M.O.M.D.DE SOUZA, R.N.SAXENA. Phys. Rev. C31 (1985) 593  
(Mixing ratios)
- E.SCHONFELD, H.JANSSEN. Nucl. Instrum. Methods Phys. Res. A369 (1996) 527  
(X(K), X(L), Auger electrons)
- E.SCHONFELD, G.RODLOFF. PTB Report-6.11-98-1 (1998)  
(Auger electrons)
- E.SCHONFELD, G.RODLOFF. PTB Report-6.11-1999-1 (1999)  
(XK-rays)
- I.M.BAND, M.B.TRZHASKOVSKAYA, C.W.NESTOR JR., P.O.TIKKANEN, S.RAMAN. At. Data Nucl. Data Tables 81 (2002) 1  
(Theoretical ICC)
- S.RAMAN, C.W.NESTOR JR., A.ICHIHARA, M.B.TRZHASKOVSKAYA. Phys. Rev. C66 (2002) 044312  
(Theoretical ICC)
- G.AUDI, A.H.WAPSTRA, C.THIBAUT. Nucl. Phys. A729 (2003) 337  
(Q)
- R.S.DESLATTES, E.G.KESSLER JR., P.INDELICATO, L.DE BILLY, E.LINDROTH, J.ATON. Rev. Mod. Phys. 75 (2003) 35  
(X-ray energies)
- J.HONZATKO, V.BONDARENKO, I.TOMANDI, T.VON EGIDY, H.-F. WIRTH, D. BUCURESCU, V.YU. PONOMAREV, N. MARGINEAN, R. HERTENBERGER, Y. EISERMANN, G. GRAW, L. RUBACEK. Nucl. Phys. A756 (2005) 249  
(Nuclear levels, Gamma-ray energies)
- T.KIBEDI, T.W.BURROWS, M.B.TRZHASKOVSKAYA, P.M.DAVIDSON, C.W.NESTOR JR. Nucl. Instrum. Methods Phys. Res. A589 (2008) 202  
(Theoretical ICC)
- A.HASHIZUME. Nucl. Data Sheets 112 (2011) 1647  
(Nuclear levels)
- G.AUDI, M.WANG. Private communication, Atomic mass evaluation, CSNSM (2011)  
(Q)



γ Emission intensities per 100 disintegrations









## 1 Decay Scheme

Te-127 undergoes beta decay to various nuclear levels of I-127 through five  $\beta^-$  and nine subsequent  $\gamma$  emissions.

*Le tellure 127 se désintègre par émissions bêta moins vers des niveaux excités et, principalement, vers le niveau fondamental de l'iode 127.*

## 2 Nuclear Data

$$T_{1/2}(^{127}\text{Te}) : 9,35 \quad (10) \quad \text{h}$$

$$Q^-(^{127}\text{Te}) : 702 \quad (4) \quad \text{keV}$$

### 2.1 $\beta^-$ Transitions

|                 | Energy<br>keV | Probability<br>$\times 100$ | Nature  | lg $ft$ |
|-----------------|---------------|-----------------------------|---------|---------|
| $\beta_{0,5}^-$ | 84 (4)        | 0,00013 (2)                 | allowed | 8,38    |
| $\beta_{0,4}^-$ | 284 (4)       | 1,19 (2)                    | allowed | 6,086   |
| $\beta_{0,3}^-$ | 327 (4)       | 0,0006 (3)                  | allowed | 9,58    |
| $\beta_{0,2}^-$ | 499 (4)       | 0,025 (3)                   | allowed | 8,57    |
| $\beta_{0,0}^-$ | 702 (4)       | 98,780 (14)                 | allowed | 5,49    |

### 2.2 Gamma Transitions and Internal Conversion Coefficients

|                          | Energy<br>keV | $P_{\gamma+ce}$<br>$\times 100$ | Multipolarity | $\alpha_K$  | $\alpha_L$   | $\alpha_M$   | $\alpha_T$  |
|--------------------------|---------------|---------------------------------|---------------|-------------|--------------|--------------|-------------|
| $\gamma_{1,0}(\text{I})$ | 57,608 (11)   | 0,144 (3)                       | M1+0,7%E2     | 3,16 (5)    | 0,449 (8)    | 0,0910 (16)  | 3,72 (6)    |
| $\gamma_{2,1}(\text{I})$ | 145,252 (14)  | 0,0059 (9)                      | E2            | 0,357 (5)   | 0,0907 (13)  | 0,0189 (3)   | 0,471 (7)   |
| $\gamma_{3,2}(\text{I})$ | 172,132 (12)  | 0,00035 (23)                    | M1+0,7%E2     | 0,1419 (20) | 0,0185 (3)   | 0,00373 (6)  | 0,1650 (24) |
| $\gamma_{2,0}(\text{I})$ | 202,860 (8)   | 0,062 (2)                       | M1+21%E2      | 0,0965 (17) | 0,0142 (5)   | 0,00289 (10) | 0,1143 (22) |
| $\gamma_{4,2}(\text{I})$ | 215,13 (6)    | 0,043 (2)                       | M1+4,0%E2     | 0,0782 (11) | 0,01031 (16) | 0,00208 (4)  | 0,0910 (13) |

|                   | Energy<br>keV | $P_{\gamma+ce}$<br>$\times 100$ | Multipolarity | $\alpha_K$   | $\alpha_L$    | $\alpha_M$   | $\alpha_T$   |
|-------------------|---------------|---------------------------------|---------------|--------------|---------------|--------------|--------------|
| $\gamma_{4,1}(I)$ | 360,38 (6)    | 0,139 (2)                       | M1+3,6%E2     | 0,0201 (3)   | 0,00256 (4)   | 0,000514 (8) | 0,0232 (4)   |
| $\gamma_{3,0}(I)$ | 374,992 (9)   | 0,0003 (2)                      | E2            | 0,01671 (24) | 0,00257 (4)   | 0,000524 (8) | 0,0199 (3)   |
| $\gamma_{4,0}(I)$ | 417,99 (6)    | 1,013 (11)                      | M1+0,6%E2     | 0,01381 (20) | 0,001741 (25) | 0,000350 (5) | 0,01598 (23) |
| $\gamma_{5,0}(I)$ | 618,31 (13)   | 0,00013 (2)                     | M1+50%E2      | 0,0047 (4)   | 0,00061 (3)   | 0,000123 (6) | 0,0055 (4)   |

### 3 Atomic Data

#### 3.1 I

|                  |   |       |     |
|------------------|---|-------|-----|
| $\omega_K$       | : | 0,882 | (4) |
| $\bar{\omega}_L$ | : | 0,092 | (4) |
| $n_{KL}$         | : | 0,909 | (4) |

##### 3.1.1 X Radiations

|              | Energy<br>keV | Relative<br>probability |
|--------------|---------------|-------------------------|
| $X_K$        |               |                         |
| $K\alpha_2$  | 28,3175       | 53,8                    |
| $K\alpha_1$  | 28,6123       | 100                     |
| $K\beta_3$   | 32,2397       | }                       |
| $K\beta_1$   | 32,2951       | }                       |
| $K\beta_5''$ | 32,539        | }                       |
| $K\beta_5'$  | 32,55         | }                       |
| $K\beta_2$   | 33,042        | }                       |
| $K\beta_4$   | 33,12         | }                       |
| $KO_{2,3}$   | 33,166        | }                       |
| $X_L$        |               |                         |
| $L\ell$      | 3,485         |                         |
| $L\alpha$    | 3,927 – 3,938 |                         |
| $L\eta$      | 3,779         |                         |
| $L\beta$     | 4,221 – 4,508 |                         |
| $L\gamma$    | 4,801 – 5,060 |                         |

##### 3.1.2 Auger Electrons

|         | Energy<br>keV   | Relative<br>probability |
|---------|-----------------|-------------------------|
| Auger K |                 |                         |
| KLL     | 22,659 – 23,909 | 100                     |
| KLX     | 26,853 – 28,609 | 45,9                    |
| KXY     | 31,02 – 33,16   | 5,28                    |
| Auger L |                 |                         |
|         | 2,38 – 3,88     | 1223                    |

## 4 Electron Emissions

|                 |      | Energy<br>keV   | Electrons<br>per 100 disint. |
|-----------------|------|-----------------|------------------------------|
| e <sub>AL</sub> | (I)  | 2,38 - 3,88     | 0,1174 (18)                  |
| e <sub>AK</sub> | (I)  |                 | 0,0145 (6)                   |
|                 | KLL  | 22,659 - 23,909 | }                            |
|                 | KLX  | 26,853 - 28,609 | }                            |
|                 | KXY  | 31,02 - 33,16   | }                            |
| $\beta_{0,5}^-$ | max: | 84 (4)          | 0,00013 (2)                  |
| $\beta_{0,5}^-$ | avg: | 21,8 (11)       |                              |
| $\beta_{0,4}^-$ | max: | 284 (4)         | 1,19 (2)                     |
| $\beta_{0,4}^-$ | avg: | 80,7 (13)       |                              |
| $\beta_{0,3}^-$ | max: | 327 (4)         | 0,0006 (3)                   |
| $\beta_{0,3}^-$ | avg: | 94,5 (13)       |                              |
| $\beta_{0,2}^-$ | max: | 499 (4)         | 0,025 (3)                    |
| $\beta_{0,2}^-$ | avg: | 153,0 (15)      |                              |
| $\beta_{0,0}^-$ | max: | 702 (4)         | 98,780 (14)                  |
| $\beta_{0,0}^-$ | avg: | 227,8 (16)      |                              |

## 5 Photon Emissions

### 5.1 X-Ray Emissions

|                  |     | Energy<br>keV | Photons<br>per 100 disint. |
|------------------|-----|---------------|----------------------------|
| XL               | (I) | 3,485 — 5,060 | 0,0119 (6)                 |
| XK $\alpha_2$    | (I) | 28,3175       | 0,0309 (7) } K $\alpha$    |
| XK $\alpha_1$    | (I) | 28,6123       | 0,0574 (12) }              |
| XK $\beta_3$     | (I) | 32,2397       | }                          |
| XK $\beta_1$     | (I) | 32,2951       | }                          |
| XK $\beta_5''$   | (I) | 32,539        | }                          |
| XK $\beta_5'$    | (I) | 32,55         | }                          |
| XK $\beta_2$     | (I) | 33,042        | }                          |
| XK $\beta_4$     | (I) | 33,12         | }                          |
| XK $\beta_{2,3}$ | (I) | 33,166        | }                          |
|                  |     |               | 0,00374 (12) K' $\beta_2$  |



## 5.2 Gamma Emissions

|                   | Energy<br>keV | Photons<br>per 100 disint. |
|-------------------|---------------|----------------------------|
| $\gamma_{1,0}(I)$ | 57,608 (11)   | 0,0306 (6)                 |
| $\gamma_{2,1}(I)$ | 145,252 (14)  | 0,0040 (6)                 |
| $\gamma_{3,2}(I)$ | 172,132 (12)  | 0,0003 (2)                 |
| $\gamma_{2,0}(I)$ | 202,860 (8)   | 0,056 (2)                  |
| $\gamma_{4,2}(I)$ | 215,13 (6)    | 0,039 (2)                  |
| $\gamma_{4,1}(I)$ | 360,38 (6)    | 0,136 (2)                  |
| $\gamma_{3,0}(I)$ | 374,991 (9)   | 0,0003 (2)                 |
| $\gamma_{4,0}(I)$ | 417,99 (6)    | 0,997 (11)                 |
| $\gamma_{5,0}(I)$ | 618,31 (13)   | 0,00013 (2)                |

## 6 Main Production Modes

Te – 126(n, $\gamma$ )Te – 127

Te – 128(n,2n)Te – 127

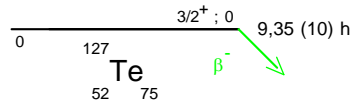
U – 235(n,f)Sb – 127

Sb – 127( $\beta^-$ )Te – 127

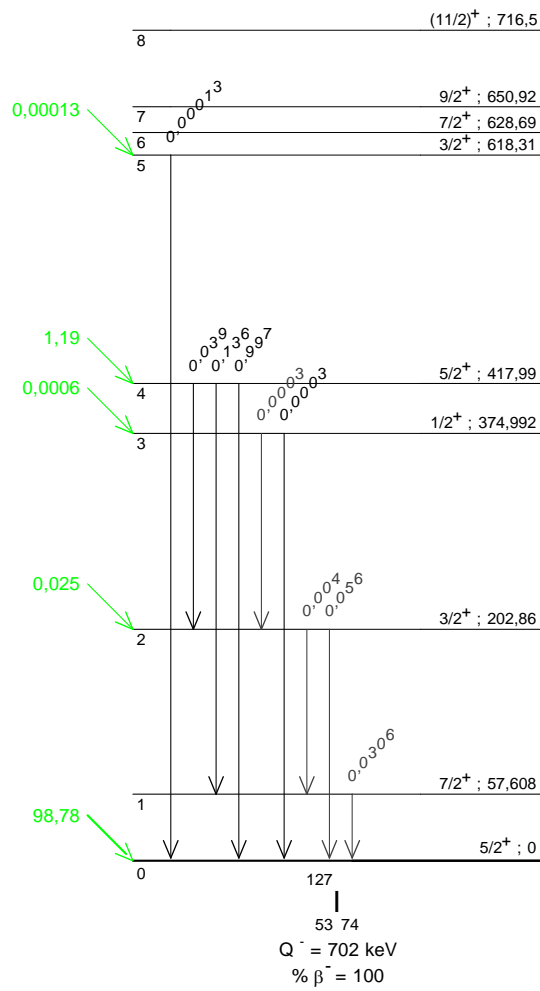
## 7 References

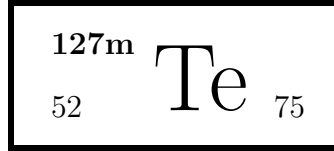
- G.T.SEABORG, J.J.LIVINGOOD, J.W.KENNEDY. Phys. Rev. 57 (1940) 363  
(Half-life)
- J.D.KNIGHT, J.P.MIZE, J.W.STARNER, J.W.BARNES. Phys. Rev. 102 (1956) 1592  
(Half-life, Gamma-ray energies, Gamma-ray emission probabilities)
- N.K. MAJUMDAR, A.CHATTERJEE. Nucl. Phys. 41 (1963) 192  
(Half-life)
- R.L.AUBLE, W.H.KELLY. Nucl. Phys. 73 (1965) 25  
(Gamma-ray energies, Gamma-ray emission probabilities)
- J.F.NEESON, J.P.ROALSVIG, R.G.ARNS. Can. J. Phys. 44 (1966) 1313  
(Gamma-gamma coincidence)
- J.S.GEIGER. Phys. Rev. 158 (1967) 1094  
(Multipolarity, ICC)
- S.M.QAIM, M.EJAZ. J. Inorg. Nucl. Chem. 30 (1968) 2577  
(Half-life)
- K.E.APT, W.B.WALTERS, G.E.GORDON. Nucl. Phys. A152 (1970) 344  
(Gamma-ray energies, Gamma-ray emission probabilities)
- M.BORMANN, H.H.BISSEM, E.MAGIERA, R.WARNEMUNDE. Nucl. Phys. A157 (1970) 481  
(Half-life)
- F.P.LARKINS. At. Data Nucl. Data Tables 20 (1977) 311  
(Auger energies, Conversion-electron energies)
- R.J.GEHRKE, R.G.HELMER. Int. J. Appl. Radiat. Isot. 28 (1977) 744  
(Gamma-ray energies)
- K.S.KRANE. At. Data Nucl. Data Tables 19 (1977) 363  
(Mixing ratios)
- K.S.KRANE. At. Data Nucl. Data Tables 25 (1980) 29  
(Mixing ratios)
- E.SCHÖNFELD, H.JANSSEN. Nucl. Instrum. Methods Phys. Res. A369 (1996) 527  
(X(K), X(L), Auger electrons)

- E.SCHÖNFELD, G.RODLOFF. PTB Report-6.11-98-1 (1998)  
(Auger electrons)
- E.SCHÖNFELD, G.RODLOFF. PRB Report-6.11-1999-1 (1999)  
(X(K))
- I.M.BAND, M.B.TRZHASKOVSKAYA, C.W.NESTOR JR., P.O.TIKKANEN, S.RAMAN. At. Data Nucl. Data Tables 81 (2002) 1  
(Theoretical ICC)
- S.RAMAN, C.W.NESTOR JR., A.ICHIHARA, M.B.TRZHASKOVSKAYA. Phys. Rev. C66 (2002) 044312  
(Theoretical ICC)
- G.AUDI, A.H.WAPSTRA, C.THIBAUT. Nucl. Phys. A729 (2003) 337  
(Q)
- R.D.DESLATTES, E.G.KESSLER JR., P.INDELICATO, L. DE BILLY, E. LINDROTH, J. ANTON. Rev. Mod. Phys. 75 (2003) 35  
(X-ray energies)
- T.KIBEDI, T.W.BURROWS, M.B.TRZHASKOVSKAYA, P.M.DAVIDSON, C.W.NESTOR JR. Nucl. Instrum. Methods Phys. Res. A589 (2008) 202  
(Theoretical ICC)
- A.HASHIZUME. Nucl. Data Sheets 112 (2011) 1647  
(Nuclear levels)
- G.AUDI, M.WANG. Private communication, Atomic mass evaluation, CSNSM (2011)  
(Q)



$\gamma$  Emission intensities per 100 disintegrations





## 1 Decay Scheme

Te-127m decays predominantly by isomeric transition with a total IT branch of 97.27(7)% directly to the ground state, and by a  $\beta^-$  branch of 2.73(7)% to nuclear levels of I-127 (primarily the first excited state of I-127).

*Le tellure 127 métastable se déexcite vers le niveau fondamental du tellure 127 principalement et, pour une faible part, se désintègre par émissions  $\beta^-$  vers des niveaux excités de l'iode 127.*

## 2 Nuclear Data

|                                    |   |       |      |     |
|------------------------------------|---|-------|------|-----|
| $T_{1/2}(^{127\text{m}}\text{Te})$ | : | 106,1 | (7)  | d   |
| $T_{1/2}(^{127}\text{Te})$         | : | 9,35  | (10) | h   |
| $Q^{IT}(^{127\text{m}}\text{Te})$  | : | 88,23 | (7)  | keV |
| $Q^-(^{127\text{m}}\text{Te})$     | : | 790   | (4)  | keV |

### 2.1 $\beta^-$ Transitions

|                 | Energy<br>keV | Probability<br>$\times 100$ | Nature               | lg <i>ft</i> |
|-----------------|---------------|-----------------------------|----------------------|--------------|
| $\beta_{0,8}^-$ | 74 (4)        | 0,0141 (6)                  | 1st Forbidden        | 8,61         |
| $\beta_{0,7}^-$ | 139 (4)       | 0,0027 (2)                  | 1st Forbidden        | 10,18        |
| $\beta_{0,6}^-$ | 161 (4)       | 0,00009 (2)                 | Unique 1st Forbidden | 11,3         |
| $\beta_{0,1}^-$ | 732 (4)       | 2,71 (7)                    | Unique 1st Forbidden | 9,873        |

### 2.2 Gamma Transitions and Internal Conversion Coefficients

|                           | Energy<br>keV | $P_{\gamma+ce}$<br>$\times 100$ | Multipolarity | $\alpha_K$  | $\alpha_L$    | $\alpha_M$     | $\alpha_T$   |
|---------------------------|---------------|---------------------------------|---------------|-------------|---------------|----------------|--------------|
| $\gamma_{1,0}(\text{I})$  | 57,608 (11)   | 2,73 (5)                        | M1+0,7%E2     | 3,16 (5)    | 0,449 (8)     | 0,0910 (16)    | 3,72 (6)     |
| $\gamma_{2,0}(\text{Te})$ | 88,23 (7)     | 97,3 (18)                       | M4            | 486 (7)     | 506 (8)       | 120,4 (18)     | 1138 (17)    |
| $\gamma_{7,1}(\text{I})$  | 593,31 (8)    | 0,0024 (2)                      | M1+5%E2       | 0,00578 (9) | 0,000722 (11) | 0,0001448 (21) | 0,00668 (10) |

|                          | Energy<br>keV | $P_{\gamma+ce}$<br>$\times 100$ | Multipolarity | $\alpha_K$  | $\alpha_L$   | $\alpha_M$     | $\alpha_T$  |
|--------------------------|---------------|---------------------------------|---------------|-------------|--------------|----------------|-------------|
| $\gamma_{6,0}(\text{I})$ | 628,69 (16)   | 0,00009 (2)                     | M1+50%E2      | 0,0045 (4)  | 0,00058 (3)  | 0,000117 (6)   | 0,0052 (4)  |
| $\gamma_{7,0}(\text{I})$ | 650,92 (8)    | 0,0003 (2)                      | E2            | 0,00362 (5) | 0,000488 (7) | 0,0000985 (14) | 0,00423 (6) |
| $\gamma_{8,1}(\text{I})$ | 658,89 (6)    | 0,0141 (6)                      | E2            | 0,00351 (5) | 0,000472 (7) | 0,0000953 (14) | 0,00410 (6) |

### 3 Atomic Data

#### 3.1 I

$$\omega_K : 0,882 \quad (4)$$

$$\bar{\omega}_L : 0,092 \quad (4)$$

$$n_{KL} : 0,909 \quad (4)$$

##### 3.1.1 X Radiations

|           | Energy<br>keV | Relative<br>probability |       |
|-----------|---------------|-------------------------|-------|
| $X_K$     | $K\alpha_2$   | 28,3175                 |       |
|           | $K\alpha_1$   | 28,6123                 |       |
|           | $K\beta_3$    | 32,2397                 | }     |
|           | $K\beta_1$    | 32,2951                 |       |
|           | $K\beta_5''$  | 32,539                  | }     |
|           | $K\beta_5'$   | 32,55                   |       |
|           | $K\beta_2$    | 33,042                  | }     |
|           | $K\beta_4$    | 33,12                   |       |
|           | $KO_{2,3}$    | 33,166                  |       |
|           | $X_L$         | $L\ell$                 | 3,485 |
| $L\alpha$ |               | 3,927 – 3,938           |       |
| $L\eta$   |               | 3,779                   |       |
| $L\beta$  |               | 4,221 – 4,508           |       |
| $L\gamma$ |               | 4,801 – 5,060           |       |
|           |               |                         |       |

## 3.1.2 Auger Electrons

|         | Energy<br>keV   | Relative<br>probability |
|---------|-----------------|-------------------------|
| Auger K |                 |                         |
| KLL     | 22,659 – 23,909 | 100                     |
| KLX     | 26,853 – 28,609 | 45,7                    |
| KXY     | 31,02 – 33,16   | 5,24                    |
| Auger L | 2,37 – 3,88     | 1220                    |

## 3.2 Te

$$\begin{aligned} \omega_K &: 0,875 & (4) \\ \bar{\omega}_L &: 0,0862 & (35) \\ n_{KL} &: 0,917 & (4) \end{aligned}$$

## 3.2.1 X Radiations

|                | Energy<br>keV | Relative<br>probability |
|----------------|---------------|-------------------------|
| X <sub>K</sub> |               |                         |
| K $\alpha_2$   | 27,202        | 53,4                    |
| K $\alpha_1$   | 27,4726       | 100                     |
| K $\beta_3$    | 30,9446       | }                       |
| K $\beta_1$    | 30,996        | }                       |
| K $\beta_5''$  | 31,232        | }                       |
| K $\beta_5'$   | 31,242        | }                       |
| K $\beta_2$    | 31,7008       | }                       |
| K $\beta_4$    | 31,774        | }                       |
| K $O_{2,3}$    | 31,182        | }                       |
| X <sub>L</sub> |               |                         |
| L $\ell$       | 3,335         |                         |
| L $\alpha$     | 3,759 – 3,77  |                         |
| L $\eta$       | 3,605         |                         |
| L $\beta$      | 4,03 – 4,302  |                         |
| L $\gamma$     | 4,572 – 4,829 |                         |

## 3.2.2 Auger Electrons

|         | Energy<br>keV   | Relative<br>probability |
|---------|-----------------|-------------------------|
| Auger K |                 |                         |
| KLL     | 21,804 – 22,989 | 100                     |
| KLX     | 25,814 – 27,470 | 45,2                    |
| KXY     | 29,80 – 31,81   | 5,13                    |
| Auger L | 2,29 – 3,72     | 2154                    |

## 4 Electron Emissions

|                     |      | Energy<br>keV   | Electrons<br>per 100 disint. |
|---------------------|------|-----------------|------------------------------|
| e <sub>AL</sub>     | (I)  | 2,37 - 3,88     | 1,74 (3)                     |
| e <sub>AK</sub>     | (I)  |                 | 0,216 (9)                    |
|                     | KLL  | 22,659 - 23,909 | }                            |
|                     | KLX  | 26,853 - 28,609 | }                            |
|                     | KXY  | 31,02 - 33,16   | }                            |
| e <sub>AL</sub>     | (Te) | 2,29 - 3,72     | 74,3 (10)                    |
| e <sub>AK</sub>     | (Te) |                 | 5,19 (21)                    |
|                     | KLL  | 21,804 - 22,989 | }                            |
|                     | KLX  | 25,814 - 27,470 | }                            |
|                     | KXY  | 29,80 - 31,81   | }                            |
| ec <sub>1,0</sub> T | (I)  | 24,44 - 57,61   | 2,15 (5)                     |
| ec <sub>1,0</sub> K | (I)  | 24,44 (1)       | 1,83 (3)                     |
| ec <sub>1,0</sub> L | (I)  | 52,42 - 53,05   | 0,26 (1)                     |
| ec <sub>1,0</sub> M | (I)  | 56,54 - 56,99   | 0,0526 (13)                  |
| ec <sub>2,0</sub> T | (Te) | 56,42 - 88,23   | 97,2 (23)                    |
| ec <sub>2,0</sub> K | (Te) | 56,42 (7)       | 41,5 (10)                    |
| ec <sub>2,0</sub> L | (Te) | 83,29 - 83,89   | 43,2 (11)                    |
| ec <sub>2,0</sub> M | (Te) | 87,22 - 87,66   | 10,28 (25)                   |
| ec <sub>2,0</sub> N | (Te) | 88,06 - 88,19   | 1,98 (5)                     |
| $\beta_{0,8}^-$     | max: | 74 (4)          | 0,0141 (6)                   |
| $\beta_{0,8}^-$     | avg: | 19,1 (11)       |                              |
| $\beta_{0,7}^-$     | max: | 139 (4)         | 0,0027 (2)                   |
| $\beta_{0,7}^-$     | avg: | 37,2 (12)       |                              |

|                 |      | Energy<br>keV |      | Electrons<br>per 100 disint. |
|-----------------|------|---------------|------|------------------------------|
| $\beta_{0,6}^-$ | max: | 161           | (4)  | 0,00009 (2)                  |
| $\beta_{0,6}^-$ | avg: | 52,9          | (14) |                              |
| $\beta_{0,1}^-$ | max: | 732           | (4)  | 2,71 (7)                     |
| $\beta_{0,1}^-$ | avg: | 255,9         | (15) |                              |

## 5 Photon Emissions

### 5.1 X-Ray Emissions

|                |      | Energy<br>keV |  | Photons<br>per 100 disint. |              |
|----------------|------|---------------|--|----------------------------|--------------|
| XL             | (I)  | 3,485 — 5,060 |  | 0,177 (9)                  |              |
| XK $\alpha_2$  | (I)  | 28,3175       |  | 0,459 (12)                 | } K $\alpha$ |
| XK $\alpha_1$  | (I)  | 28,6123       |  | 0,852 (21)                 |              |
| XK $\beta_3$   | (I)  | 32,2397       |  | } 0,245 (7)                | K' $\beta_1$ |
| XK $\beta_1$   | (I)  | 32,2951       |  |                            |              |
| XK $\beta_5''$ | (I)  | 32,539        |  |                            |              |
| XK $\beta_5'$  | (I)  | 32,55         |  |                            |              |
| XK $\beta_2$   | (I)  | 33,042        |  |                            |              |
| XK $\beta_4$   | (I)  | 33,12         |  | } 0,0555 (19)              | K' $\beta_2$ |
| XKO $_{2,3}$   | (I)  | 33,166        |  |                            |              |
| XL             | (Te) | 3,335 — 4,829 |  | 7,0 (3)                    |              |
| XK $\alpha_2$  | (Te) | 27,202        |  | 10,3 (3)                   | } K $\alpha$ |
| XK $\alpha_1$  | (Te) | 27,4726       |  | 19,3 (5)                   |              |
| XK $\beta_3$   | (Te) | 30,9446       |  | } 5,51 (15)                | K' $\beta_1$ |
| XK $\beta_1$   | (Te) | 30,996        |  |                            |              |
| XK $\beta_5''$ | (Te) | 31,232        |  |                            |              |
| XK $\beta_5'$  | (Te) | 31,242        |  |                            |              |
| XK $\beta_2$   | (Te) | 31,7008       |  |                            |              |
| XK $\beta_4$   | (Te) | 31,774        |  | } 1,20 (5)                 | K' $\beta_2$ |
| XKO $_{2,3}$   | (Te) | 31,182        |  |                            |              |



## 5.2 Gamma Emissions

|                           | Energy<br>keV | Photons<br>per 100 disint. |
|---------------------------|---------------|----------------------------|
| $\gamma_{1,0}(\text{I})$  | 57,608 (11)   | 0,578 (10)                 |
| $\gamma_{2,0}(\text{Te})$ | 88,23 (7)     | 0,0854 (16)                |
| $\gamma_{7,1}(\text{I})$  | 593,31 (8)    | 0,0024 (2)                 |
| $\gamma_{6,0}(\text{I})$  | 628,69 (16)   | 0,00009 (2)                |
| $\gamma_{7,0}(\text{I})$  | 650,92 (8)    | 0,0003 (2)                 |
| $\gamma_{8,1}(\text{I})$  | 658,89 (6)    | 0,0140 (6)                 |

## 6 Main Production Modes

Te –  $^{126}(\text{n},\gamma)\text{Te}$  –  $^{127\text{m}}\text{Te}$

Te –  $^{128}(\text{n},2\text{n})\text{Te}$  –  $^{127\text{m}}\text{Te}$

U –  $^{235}(\text{n},\text{f})\text{Sb}$  –  $^{127\text{m}}\text{Te}$

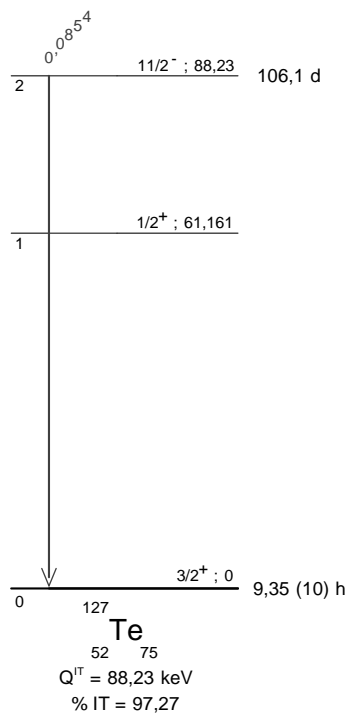
Sb –  $^{127}(\beta^-)\text{Te}$  –  $^{127\text{m}}\text{Te}$

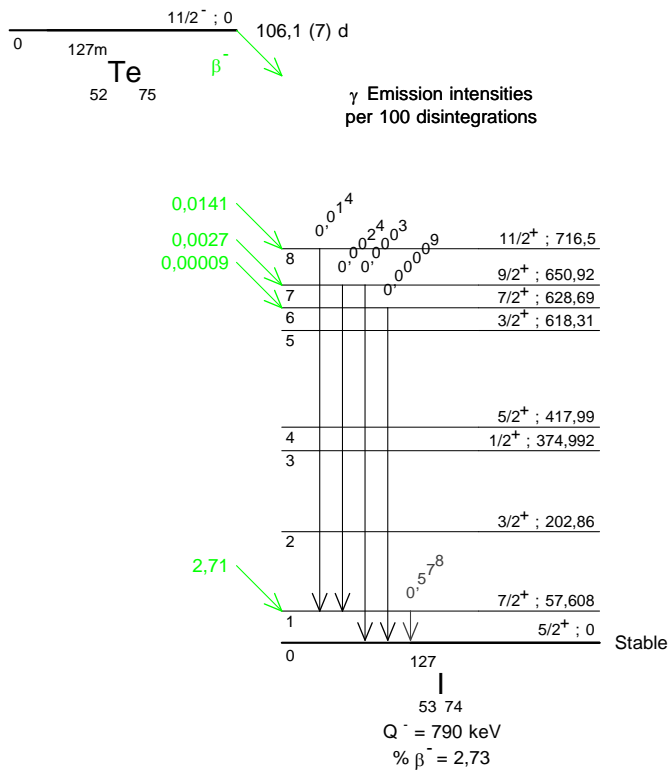
## 7 References

- G.T.SEABORG, J.J.LIVINGOOD, J.W.KENNEDY. Phys. Rev. 57 (1940) 363  
(Half-life)
- J.M.CORK, A.E.STODDARD, C.E.BRANYAN, W.J.CHILDS, D.W.MARTIN, J.M.LEBLANC. Phys. Rev. 84 (1951) 596  
(Half-life)
- J.D.KNIGHT, J.P.MIZE, J.W.STARNER, J.W.BARNES. Phys. Rev. 102 (1956) 1592  
(Half-life, Gamma-ray energies, Gamma-ray emission probabilities)
- R.L.AUBLE, W.H.KELLY. Nucl. Phys. 73 (1965) 25  
(Gamma-ray energies, Gamma-ray emission probabilities)
- G.ANDERSSON, G.RUDSTAM, G.SORENSEN. Ark. Fysik 28 (1965) 37  
(Half-life)
- J.F.NEESON, J.P.ROALSVIG, R.G.ARNS. Can. J. Phys. 44 (1966) 1313  
(Gamma-gamma coincidence, ICC)
- J.S.GEIGER. Phys. Rev. 158 (1967) 1094  
(Multipolarity, ICC)
- K.E.APT, W.B.WALTERS, G.E.GORDON. Nucl. Phys. A152 (1970) 344  
(Gamma-ray energies, Gamma-ray emission probabilities)
- R.A.KALINAUSKAS, K.V.MAKARYUNAS, R.I.DAVIDONIS. Sov. J. Nucl. Phys. 15 (1972) 350  
(M4 transition, ICC ratios)
- R.A.KALINAUSKAS, K.V.MAKARYUNAS, R.I.DAVIDONIS. Bull. Acad. Sci. USSR, Phys. Ser. 36 (1973) 2188  
(M4 transition, ICC(N))
- S.K.SONI, A.KUMAR, S.L.GUPTA, S.C.PANCHOLI. Z. Phys. A282 (1977) 49  
(M4 transition, ICC)
- K.S.KRANE. At. Data Nucl. Data Tables 19 (1977) 363  
(Mixing ratios)
- F.P.LARKINS. At. Data Nucl. Data Tables 20 (1977) 311  
(Auger energies, Conversion-electron energies)
- K.S.KRANE. At. Data Nucl. Data Tables 25 (1980) 29  
(Mixing ratios)
- E.SCHÖNFELD, H.JANSSEN. Nucl. Instrum. Methods Phys. Res. A369 (1996) 527  
(X(K), X(L), Auger electrons)

- E.SCHÖNFELD, G.RODLOFF. PTB Report-6.11-98-1 (1998)  
(Auger electrons)
- E.SCHÖNFELD, G.RODLOFF. PTB Report-6.11-1999-1 (1999)  
(X(K))
- I.M.BAND, M.B.TRZHASKOVSKAYA, C.W.NESTOR JR., P.O.TIKKANEN, S.RAMAN. At. Data Nucl. Data Tables 81 (2002) 1  
(Theoretical ICC)
- S.RAMAN, C.W.NESTOR JR., A.ICHIHARA, M.B.TRZHASKOVSKAYA. Phys. Rev. C66 (2002) 044312  
(Theoretical ICC)
- G.AUDI, A.H.WAPSTRA, C.THIBAUT. Nucl. Phys. A729 (2003) 337  
(Q)
- R.D.DESLATTES, E.G.KESSLER JR., P.INDELICATO, L. DE BILLY, E.LINDROTH, J.ANTON. Rev. Mod. Phys. 75 (2003) 35  
(X-ray energies)
- M.C.EASTMAN, K.S.KRANE. Phys. Rev. C77 (2008) 024303  
(Half-life)
- T.KIBÈDI, T.W.BURROWS, M.B.TRZHASKOVSKAYA, P.M.DAVIDSON, C.W.NESTOR JR. Nucl. Instrum. Methods Phys. Res. A589 (2008) 202  
(Theoretical ICC)
- A.HASHIZUME. Nucl. Data Sheets 112 (2011) 1647  
(Nuclear levels)
- G.AUDI, M.WANG. Private communication, Atomic mass evaluation, CSNSM (2011)  
(Q)

$\gamma$  Emission intensities  
per 100 disintegrations









## 1 Decay Scheme

Le césium 134 se désintègre essentiellement par émission bêta moins vers des niveaux excités du baryum 134.

*Cs-134 desintegrates mainly by beta minus emissions to excited levels in Ba-134.*

## 2 Nuclear Data

|                              |   |         |      |     |
|------------------------------|---|---------|------|-----|
| $T_{1/2}({}^{134}\text{Cs})$ | : | 2,0644  | (14) | a   |
| $Q^+({}^{134}\text{Cs})$     | : | 1233,3  | (8)  | keV |
| $Q^-({}^{134}\text{Cs})$     | : | 2058,98 | (33) | keV |

### 2.1 Electron Capture Transitions

|                  | Energy<br>keV | Probability<br>× 100 | Nature        | lg <i>ft</i> | $P_K$       | $P_L$       | $P_M$      |
|------------------|---------------|----------------------|---------------|--------------|-------------|-------------|------------|
| $\epsilon_{0,1}$ | 386,3 (8)     | 0,0003 (1)           | 2nd Forbidden | 13           | 0,8361 (16) | 0,1289 (11) | 0,0283 (6) |

### 2.2 $\beta^-$ Transitions

|                 | Energy<br>keV | Probability<br>× 100 | Nature        | lg <i>ft</i> |
|-----------------|---------------|----------------------|---------------|--------------|
| $\beta_{0,5}^-$ | 89,06 (33)    | 27,27 (3)            | Allowed       | 6,49         |
| $\beta_{0,4}^-$ | 415,64 (33)   | 2,498 (8)            | Allowed       | 9,65         |
| $\beta_{0,3}^-$ | 658,39 (33)   | 70,19 (8)            | Allowed       | 8,89         |
| $\beta_{0,2}^-$ | 891,01 (33)   | ~ 0                  | 2nd Forbidden | 13           |
| $\beta_{0,1}^-$ | 1454,26 (33)  | 0,06 (6)             | 2nd Forbidden | 13,1         |

### 2.3 Gamma Transitions and Internal Conversion Coefficients

|                     | Energy<br>keV  | $P_{\gamma+ce}$<br>$\times 100$ | Multipolarity  | $\alpha_K$    | $\alpha_L$     | $\alpha_M$     | $\alpha_T$    |
|---------------------|----------------|---------------------------------|----------------|---------------|----------------|----------------|---------------|
| $\gamma_{4,3}$ (Ba) | 242,746 (6)    | 0,0262 (34)                     | (M1+E2)        | 0,0722 (12)   | 0,0120 (25)    | 0,0025 (6)     | 0,087 (3)     |
| $\gamma_{5,4}$ (Ba) | 326,585 (6)    | 0,0177 (11)                     | (M1+E2)        | 0,031 (3)     | 0,0047 (3)     | 0,00097 (8)    | 0,0367 (22)   |
| $\gamma_{4,2}$ (Ba) | 475,368 (5)    | 1,496 (7)                       | M1+97(92)%E2   | 0,0096 (4)    | 0,00146 (3)    | 0,000304 (6)   | 0,0114 (5)    |
| $\gamma_{2,1}$ (Ba) | 563,2457 (36)  | 8,402 (15)                      | E2             | 0,00603 (9)   | 0,000881 (13)  | 0,000183 (3)   | 0,00714 (10)  |
| $\gamma_{5,3}$ (Ba) | 569,331 (6)    | 15,512 (21)                     | M1+7,27(4)%E2  | 0,00805 (12)  | 0,001039 (15)  | 0,000214 (3)   | 0,00936 (14)  |
| $\gamma_{1,0}$ (Ba) | 604,7223 (19)  | 98,21 (8)                       | E2             | 0,00503 (7)   | 0,000721 (10)  | 0,0001495 (21) | 0,00593 (9)   |
| $\gamma_{3,1}$ (Ba) | 795,8677 (44)  | 85,73 (9)                       | E2             | 0,00258 (4)   | 0,000351 (5)   | 0,0000724 (11) | 0,00302 (5)   |
| $\gamma_{5,2}$ (Ba) | 801,953 (5)    | 8,720 (16)                      | E2             | 0,00254 (4)   | 0,000344 (5)   | 0,000071 (1)   | 0,00297 (5)   |
| $\gamma_{1,0}$ (Xe) | 847,041 (23)   | 0,0003 (1)                      | E2             |               |                |                |               |
| $\gamma_{4,1}$ (Ba) | 1038,6137 (44) | 0,9930 (33)                     | M1+33,5(19)%E2 | 0,00179 (6)   | 0,000228 (7)   | 0,0000467 (13) | 0,00208 (7)   |
| $\gamma_{2,0}$ (Ba) | 1167,968 (3)   | 1,793 (5)                       | E2             | 0,001122 (16) | 0,0001444 (21) | 0,0000297 (5)  | 0,001307 (19) |
| $\gamma_{5,1}$ (Ba) | 1365,1987 (44) | 3,022 (8)                       | E2             | 0,000820 (12) | 0,0001039 (15) | 0,0000213 (3)  | 0,000987 (14) |

## 3 Atomic Data

### 3.1 Ba

|                  |   |       |     |
|------------------|---|-------|-----|
| $\omega_K$       | : | 0,900 | (4) |
| $\bar{\omega}_L$ | : | 0,110 | (5) |
| $n_{KL}$         | : | 0,888 | (4) |

#### 3.1.1 X Radiations

|       | Energy<br>keV | Relative<br>probability |       |
|-------|---------------|-------------------------|-------|
| $X_K$ | $K\alpha_2$   | 31,8174                 |       |
|       | $K\alpha_1$   | 32,1939                 |       |
|       | $K\beta_3$    | 36,3045                 | }     |
|       | $K\beta_1$    | 36,3786                 | }     |
|       | $K\beta_5''$  | 36,654                  | }     |
|       |               |                         | 29,41 |
|       | $K\beta_2$    | 37,258                  | }     |
|       | $K\beta_4$    | 37,312                  | }     |
|       | $KO_{2,3}$    | 37,425                  | }     |
|       |               |                         | 7,41  |
| $X_L$ | $L\ell$       | 3,9544                  |       |
|       | $L\alpha$     | 4,4515 – 4,4666         |       |
|       | $L\eta$       | 4,3307                  |       |
|       | $L\beta$      | 4,8278 – 5,207          |       |
|       | $L\gamma$     | 5,3715 – 5,8104         |       |
|       |               |                         |       |

## 3.1.2 Auger Electrons

|         | Energy<br>keV   | Relative<br>probability |
|---------|-----------------|-------------------------|
| Auger K |                 |                         |
| KLL     | 25,314 – 26,786 | 100                     |
| KLX     | 30,095 – 32,179 | 47,7                    |
| KXY     | 34,86 – 37,41   | 5,7                     |
| Auger L | 2,66 – 5,81     |                         |

## 4 Electron Emissions

|                     |      | Energy<br>keV     |      | Electrons<br>per 100 disint. |
|---------------------|------|-------------------|------|------------------------------|
| e <sub>AL</sub>     | (Ba) | 2,66 - 5,81       |      | 0,850 (5)                    |
| e <sub>AK</sub>     | (Ba) |                   |      | 0,093 (4)                    |
|                     | KLL  | 25,314 - 26,786   | }    |                              |
|                     | KLX  | 30,095 - 32,179   | }    |                              |
|                     | KXY  | 34,86 - 37,41     | }    |                              |
| ec <sub>2,1</sub> K | (Ba) | 525,805           | (4)  | 0,0503 (8)                   |
| ec <sub>5,3</sub> K | (Ba) | 531,890           | (6)  | 0,1237 (19)                  |
| ec <sub>5,3</sub> L | (Ba) | 563,342 - 564,084 |      | 0,01597 (23)                 |
| ec <sub>1,0</sub> K | (Ba) | 567,282           | (2)  | 0,491 (7)                    |
| ec <sub>1,0</sub> L | (Ba) | 598,734 - 599,475 |      | 0,0704 (10)                  |
| ec <sub>1,0</sub> M | (Ba) | 603,430 - 603,942 |      | 0,01460 (21)                 |
| ec <sub>3,1</sub> K | (Ba) | 758,427           | (4)  | 0,2205 (34)                  |
| ec <sub>5,2</sub> K | (Ba) | 764,512           | (5)  | 0,02208 (35)                 |
| ec <sub>3,1</sub> L | (Ba) | 789,879 - 790,621 |      | 0,0300 (4)                   |
| $\beta_{0,5}^-$     | max: | 89,06             | (33) | 27,27 (3)                    |
| $\beta_{0,5}^-$     | avg: | 23,2              | (4)  |                              |
| $\beta_{0,4}^-$     | max: | 415,64            | (33) | 2,498 (8)                    |
| $\beta_{0,4}^-$     | avg: | 123,6             | (4)  |                              |
| $\beta_{0,3}^-$     | max: | 658,39            | (33) | 70,19 (8)                    |
| $\beta_{0,3}^-$     | avg: | 210,3             | (4)  |                              |
| $\beta_{0,2}^-$     | max: | 891,01            | (33) | ~ 0                          |
| $\beta_{0,2}^-$     | avg: | 300               | (1)  |                              |
| $\beta_{0,1}^-$     | max: | 1454,26           | (33) | 0,06 (6)                     |
| $\beta_{0,1}^-$     | avg: | 535               | (1)  |                              |



## 5 Photon Emissions

### 5.1 X-Ray Emissions

|                    |      | Energy<br>keV   | Photons<br>per 100 disint. |              |
|--------------------|------|-----------------|----------------------------|--------------|
| XL                 | (Ba) | 3,9544 — 5,8104 | 0,1058 (17)                |              |
| XK $\alpha_2$      | (Ba) | 31,8174         | 0,2378 (26)                | } K $\alpha$ |
| XK $\alpha_1$      | (Ba) | 32,1939         | 0,438 (5)                  |              |
| XK $\beta_3$       | (Ba) | 36,3045         | }                          | K' $\beta_1$ |
| XK $\beta_1$       | (Ba) | 36,3786         | }                          |              |
| XK $\beta_5''$     | (Ba) | 36,654          | }                          |              |
| XK $\beta_2$       | (Ba) | 37,258          | }                          | K' $\beta_2$ |
| XK $\beta_4$       | (Ba) | 37,312          | }                          |              |
| XKO <sub>2,3</sub> | (Ba) | 37,425          | }                          |              |

### 5.2 Gamma Emissions

|                     | Energy<br>keV | Photons<br>per 100 disint. |
|---------------------|---------------|----------------------------|
| $\gamma_{4,3}$ (Ba) | 242,76 (5)    | 0,0241 (31)                |
| $\gamma_{5,4}$ (Ba) | 326,585 (14)  | 0,0171 (11)                |
| $\gamma_{4,2}$ (Ba) | 475,365 (2)   | 1,479 (7)                  |
| $\gamma_{2,1}$ (Ba) | 563,246 (3)   | 8,342 (15)                 |
| $\gamma_{5,3}$ (Ba) | 569,330 (2)   | 15,368 (21)                |
| $\gamma_{1,0}$ (Ba) | 604,720 (3)   | 97,63 (8)                  |
| $\gamma_{3,1}$ (Ba) | 795,86 (1)    | 85,47 (9)                  |
| $\gamma_{5,2}$ (Ba) | 801,950 (6)   | 8,694 (16)                 |
| $\gamma_{4,1}$ (Ba) | 1038,605 (8)  | 0,9909 (33)                |
| $\gamma_{2,0}$ (Ba) | 1167,967 (4)  | 1,791 (5)                  |
| $\gamma_{5,1}$ (Ba) | 1365,194 (4)  | 3,019 (8)                  |

## 6 Main Production Modes

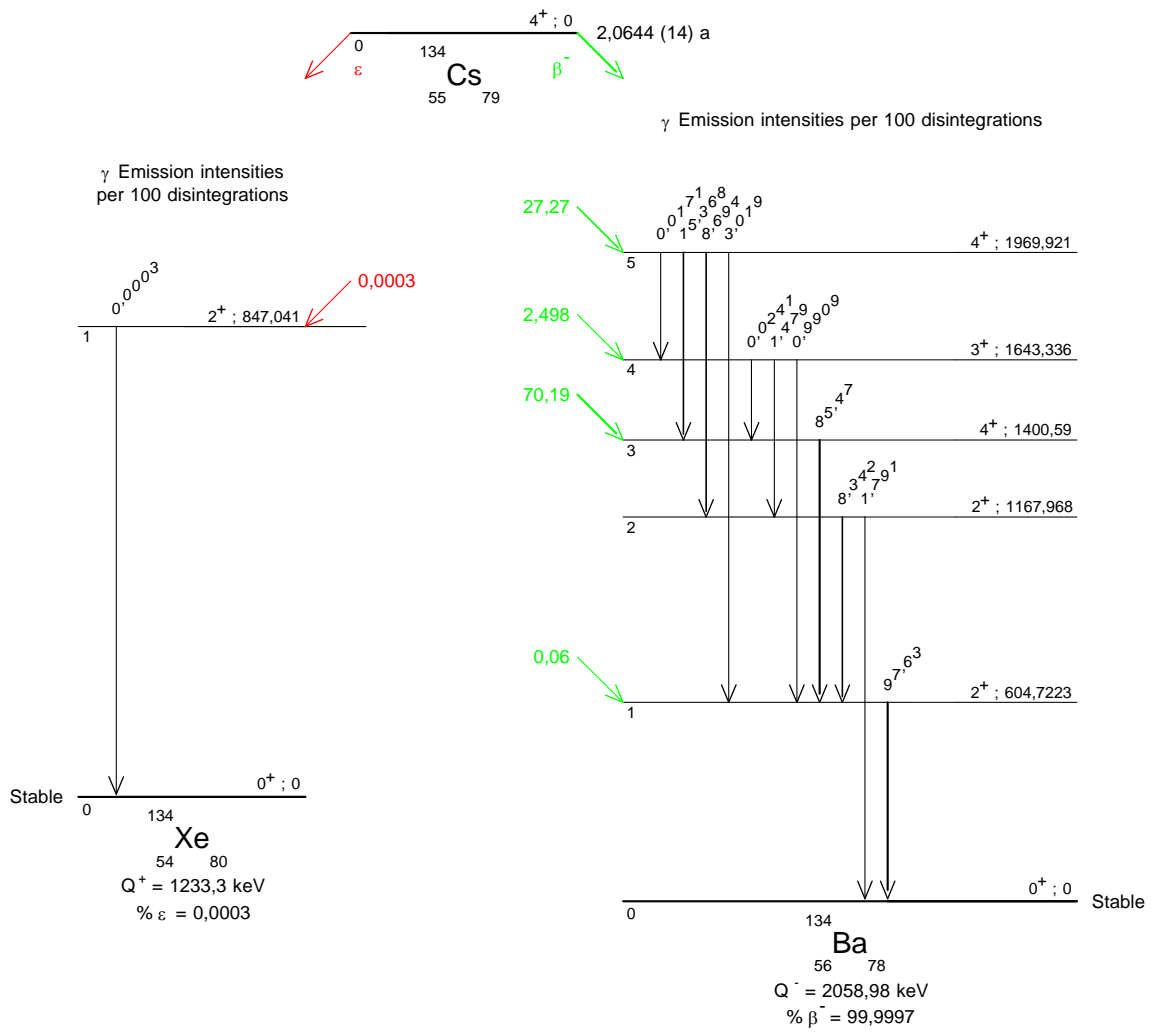
$$\left\{ \begin{array}{l} \text{Cs} - 133(n,\gamma)\text{Cs} - 134 \quad \sigma : 29,0 (15) \text{ barns} \\ \text{Possible impurities : Cs} - 134\text{m} \end{array} \right.$$

$$\left\{ \begin{array}{l} \text{Cs} - 133(n,\gamma)\text{Cs} - 134\text{m} \\ \text{Cs} - 134\text{m(I.T.)Cs} - 134 \\ \text{Possible impurities : T1/2} = 2,913 \text{ h} \end{array} \right.$$

## 7 References

- R.A.BROWN, G.T.EWAN. Nucl. Phys. 68 (1965) 325  
(Gamma-ray emission probabilities Gamma-ray energies K ICC)
- E.F.ZGANJAR, J.H.HAMILTON. Can. J. Phys. 44 (1966) 549  
(K ICC L ICC)
- J.LEGRAND, J.P.BOULANGER. Compt. Rend. Ac. Sci. Ser B265 (1967) 782  
(Gamma-ray emission probabilities Gamma-ray energies)
- D.E.RAESIDE, J.J.REIDY, M.L.WIEDENBECK. Nucl. Phys. A98 (1967) 54  
(Gamma-ray emission probabilities Gamma-ray energies)
- T.S.NAGPAL. Can. J. Phys. 46 (1968) 2579  
(K ICC)
- E.C.ALEXANDER JR, G.A.BENNETT, B.SRINIVASAN, O.K.MANUEL. Phys. Rev. 175 (1968) 1494  
(Beta emission energies)
- S.T.HSUE, M.U.KIM, L.M LANGER, E.H.SPEJEWSKI. Nucl. Phys. A109 (1968) 423  
(Beta emission energies Beta emission probabilities Q)
- A.ABDUL-MALEK, *et al.*. Nucl. Phys. A106 (1968) 225  
(Gamma ray energies and intensities)
- B.SINGH, A.H.KUKOC, H.W TAYLOR. Can. J. Phys. 47 (1969) 1863  
(Gamma-ray emission probabilities)
- B.SINGH, H.W.TAYLOR, . Nucl. Phys. A145 (1970) 561  
(Mixing Ratio)
- S.T.HSUE, M.U.KIM, L.M.LANGER, E.H.SPEJEVSKI. Nucl. Phys. 141 (1970) 674  
(Beta emission energies Beta emission probabilities Q)
- S.HOFMANN, H.K.WALTER, A.WEITSCH. Z. Phys. 230 (1970) 37  
(Gamma-ray emission probabilities Mixing Ratio Mean half-life)
- M.BEHAR, R.M.STEFFEN, C.TELESCO. Nucl. Phys. A192 (1972) 218  
(Spin and Parity K ICC)
- F.LAGOUTINE, J.LEGRAND, C.PERROT, J.P BRETHON, J.MOREL. Int. J. Appl. Radiat. Isotop. 23 (1972) 219  
(Half-life)
- P.H.STELSON, S.RAMAN, W.A.McNABB, R.W.LIDE, C.R.BINGHAM. Phys. Rev. C8 (1973) 368  
(Gamma-ray emission probabilities)
- L.A.DIETZ, C.F.PACHUKI. J. Inorg. Nucl. Chem. 35 (1973) 1769  
(Half-life)
- J.R.VAN HISE, D.C CAMP, R.A MEYER. Z. Phys. A274 (1975) 383  
(Gamma-ray energies Gamma-ray emission probabilities)
- K.DEBERTIN, U.SCHOTZIG, K.F.WALTZ. PTB-Rep. An. (1976) 160  
(Gamma-ray emission probabilities)
- R.C.GREENWOOD, C.W.REICH, R.G.HELMEYER, R.J.GEHRKE, R.A.ANDERL. Phys. Rev. C14 (1976) 1906  
(Gamma-ray energies)
- Y.YOSHIZAWA, Y.LWATA, T.KAKU, T.KATOH, J.RUAN, T.KOJIMA, Y.KAWADA. Nucl. Instrum. Methods 174 (1980) 109  
(Gamma-ray emission probabilities)
- A.R.RUTLEDGE, L.V.SMITH, J.S.MERRITT. Report AECL-6692 (1980)  
(Half-life Gamma-ray emission probabilities)
- H.HOUTERMANS, O.MILOSEVIC, F.REICHEL. Int. J. Appl. Radiat. Isotop. 31 (1980) 153  
(Half-life)
- D.D.HOPPES, J.M.R.HUTCHINSON, F.J.SCHIMA, M.P.UNTERWEGER. NBS-Special publication 626 (1982) 85  
(Half-life Gamma-ray emission probabilities)
- V.GOROZHANKIN, *et al.*. report JINR P6 85 268 (1985)  
(Gamma ray energies)
- G.WANG, *et al.*. Nucl. Instrum. Methods Phys. Res. A260 (1987) 413  
(Gamma ray energies and intensities)
- B.CHAND, *et al.*. Nucl. Instrum. Methods Phys. Res. A273 (1988) 310  
(Gamma-ray emission intensities)
- R.H.MARTIN, *et al.*. Nucl. Instrum. Methods Phys. Res. A390 (1997) 267  
(Half-life)
- M.P.UNTERWEGER. Appl. Rad. Isotopes 56 (2002) 125  
(Half-life)

- H.MIYAHARA, *et al.*. Appl. Rad. Isotopes 56 (2002) 131  
(Gamma-ray emission intensities)
- A.A.SONZOGNI. Nucl. Data Sheets 103,1 (2004) 1  
(Spin and Parity)
- T.KIBÉDI, W.BURROWS, M.B.TRZHASKOVSKAYA, P.M.DAVIDSON, C.W.NESTOR JR.. Nucl. Instrum. Methods Phys. Res. A589 (2008) 202  
(ICC)
- G.AUDI, W.MENG. Private communication (2011)  
(Q)







## 1 Decay Scheme

Ce-141 decays by beta minus emission. The main beta transition (70%) leads to the 145 keV level of Pr-141, the weaker beta transition (30%) feeds directly the ground state of Pr-141.

*Le cérium 141 se désintègre par émission bêta principalement (70 %) vers le niveau excité de 145 keV du praséodyme 141 et pour 30 % vers le niveau fondamental.*

## 2 Nuclear Data

$$T_{1/2}({}^{141}\text{Ce}) : 32,503 \quad (11) \quad \text{d}$$

$$Q^{-}({}^{141}\text{Ce}) : 580,4 \quad (11) \quad \text{keV}$$

### 2.1 $\beta^{-}$ Transitions

|                   | Energy<br>keV | Probability<br>× 100 | Nature        | lg <i>ft</i> |
|-------------------|---------------|----------------------|---------------|--------------|
| $\beta_{0,1}^{-}$ | 435,0 (11)    | 69,97 (44)           | 1st forbidden | 6,97         |
| $\beta_{0,0}^{-}$ | 580,4 (11)    | 30,03 (44)           | 1st forbidden | 7,76         |

### 2.2 Gamma Transitions and Internal Conversion Coefficients

|                           | Energy<br>keV | $P_{\gamma+ce}$<br>× 100 | Multipolarity | $\alpha_K$ | $\alpha_L$ | $\alpha_M$   | $\alpha_T$ |
|---------------------------|---------------|--------------------------|---------------|------------|------------|--------------|------------|
| $\gamma_{1,0}(\text{Pr})$ | 145,4433 (14) | 69,97 (44)               | M1+0,46%E2    | 0,383 (6)  | 0,0529 (8) | 0,01116 (16) | 0,449 (7)  |

### 3 Atomic Data

#### 3.1 Pr

$$\omega_K : 0,914 \quad (4)$$

$$\bar{\omega}_L : 0,132 \quad (5)$$

$$n_{KL} : 0,871 \quad (4)$$

##### 3.1.1 X Radiations

|                | Energy<br>keV   | Relative<br>probability |
|----------------|-----------------|-------------------------|
| X <sub>K</sub> |                 |                         |
| K $\alpha_2$   | 35,5506         | 54,76                   |
| K $\alpha_1$   | 36,0267         | 100                     |
| K $\beta_3$    | 40,6533         | }                       |
| K $\beta_1$    | 40,7487         | }                       |
| K $\beta_5''$  | 41,05           | }                       |
|                |                 | 30,42                   |
| K $\beta_2$    | 41,774          | }                       |
| K $\beta_4$    | 41,877          | }                       |
| K $O_{2,3}$    | 41,968          | }                       |
|                |                 | 7,79                    |
| X <sub>L</sub> |                 |                         |
| L $\ell$       | 4,458           |                         |
| L $\alpha$     | 5,0129 – 5,0343 |                         |
| L $\eta$       | 4,9337          |                         |
| L $\beta$      | 5,4887 – 5,9032 |                         |
| L $\gamma$     | 6,1375 – 6,617  |                         |

##### 3.1.2 Auger Electrons

|         | Energy<br>keV   | Relative<br>probability |
|---------|-----------------|-------------------------|
| Auger K |                 |                         |
| KLL     | 28,162 – 29,890 | 100                     |
| KLX     | 33,576 – 36,004 | 49,4                    |
| KXY     | 38,97 – 41,95   | 6,1                     |
| Auger L | 2,94 – 6,79     |                         |

## 4 Electron Emissions

|                     |      | Energy<br>keV       |          | Electrons<br>per 100 disint. |
|---------------------|------|---------------------|----------|------------------------------|
| e <sub>AL</sub>     | (Pr) | 2,94                | - 6,79   | 16,15 (11)                   |
| e <sub>AK</sub>     | (Pr) |                     |          | 1,59 (8)                     |
|                     | KLL  | 28,162              | - 29,890 | }                            |
|                     | KLX  | 33,576              | - 36,004 | }                            |
|                     | KXY  | 38,97               | - 41,95  | }                            |
| ec <sub>1,0 T</sub> | (Pr) | 103,4527 - 145,4210 |          | 21,68 (35)                   |
| ec <sub>1,0 K</sub> | (Pr) | 103,4527            | (14)     | 18,5 (3)                     |
| ec <sub>1,0 L</sub> | (Pr) | 138,6085 - 139,4790 |          | 2,555 (40)                   |
| ec <sub>1,0 M</sub> | (Pr) | 143,932 - 144,512   |          | 0,539 (8)                    |
| ec <sub>1,0 N</sub> | (Pr) | 145,1388 - 145,4410 |          | 0,1202 (20)                  |
| $\beta_{0,1}^-$     | max: | 435,0               | (11)     | 69,97 (44)                   |
| $\beta_{0,1}^-$     | avg: | 129,7               | (5)      |                              |
| $\beta_{0,0}^-$     | max: | 580,4               | (11)     | 30,03 (44)                   |
| $\beta_{0,0}^-$     | avg: | 180,8               | (6)      |                              |

## 5 Photon Emissions

### 5.1 X-Ray Emissions

|                |      | Energy<br>keV |   | Photons<br>per 100 disint. |
|----------------|------|---------------|---|----------------------------|
| XL             | (Pr) | 4,458 — 6,617 |   | 2,52 (5)                   |
| XK $\alpha_2$  | (Pr) | 35,5506       |   | 4,80 (9) } K $\alpha$      |
| XK $\alpha_1$  | (Pr) | 36,0267       |   | 8,76 (15) }                |
| XK $\beta_3$   | (Pr) | 40,6533       | } |                            |
| XK $\beta_1$   | (Pr) | 40,7487       | } | 2,67 (6) } K' $\beta_1$    |
| XK $\beta_5''$ | (Pr) | 41,05         | } |                            |
| XK $\beta_2$   | (Pr) | 41,774        | } |                            |
| XK $\beta_4$   | (Pr) | 41,877        | } | 0,682 (20) } K' $\beta_2$  |
| XK $O_{2,3}$   | (Pr) | 41,968        |   | }                          |



## 5.2 Gamma Emissions

|                           | Energy<br>keV | Photons<br>per 100 disint. |
|---------------------------|---------------|----------------------------|
| $\gamma_{1,0}(\text{Pr})$ | 145,4433 (14) | 48,29 (19)                 |

## 6 Main Production Modes

$\left\{ \begin{array}{l} \text{Ce} - 140(\text{n},\gamma)\text{Ce} - 141 \quad \sigma : 0,58 \text{ (2) barns} \\ \text{Possible impurities : Ce} - 139, \text{Ce} - 143, \text{Ce} - 144 \end{array} \right.$

$\text{Pr} - 141(\text{n},\text{p})\text{Ce} - 141$

$\text{La} - 139(\text{n},\gamma)\text{La} - 140 \quad \sigma : 8,93 \text{ (4) barns}$

$\left\{ \begin{array}{l} \text{La} - 140(\text{n},\gamma)\text{La} - 141 \\ \text{Possible impurities : Ce} - 139 \end{array} \right.$

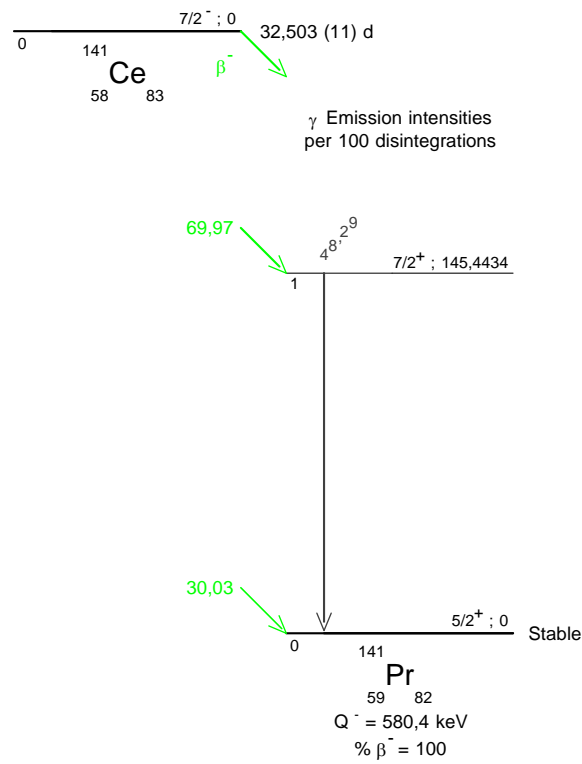
$\text{La} - 141(\beta^-)\text{Ce} - 141$

$\left\{ \begin{array}{l} \text{Fission product} \\ \text{Possible impurities : Ce} - 139, \text{Ce} - 143, \text{Ce} - 144 \end{array} \right.$

## 7 References

- D. WALKER. Proc. Phys. Soc.(london) 62A (1949) 799  
(Half-life)
- M. S. FREEDMAN, AND D. W. ENGELKEMEIR. Phys. Rev. 79 (1950) 897  
(Half-life)
- B.H. KETELLE, A.R. BROSI. Priv. Comm. (October 1957). Quoted in Nuclear Data Tables 8 (1957) 115  
(Half-life)
- L. NEMET. Izv. Akad. Nauk SSSR, Ser. Fiz.25 68 (1961)  
(P(KX)/P(g) ratio)
- J.F. SCHOOLEY, D.D. HOPPES, A.T. HIRSHFELD. J. Res. Nat. Bur. Std 66A (1962) 317  
(E2/M1 mixing ratio)
- J.N. HAAG, D.A. SHIRLEY, AND DAVID H. TEMPLETON. Phys. Rev. 129 (1963) 1601  
(E2/M1 mixing ratio)
- S.C. ANSPACH, L.M. CAVALLO, S.B. GARFINKEL, J.M.R. HUTCHINSON, C.N. SMITH. NP-15663 (1965)  
(Half-life)
- J.S. ELDRIDGE, P. CROWTHER, W.S. LYON. Nucleonics 24 (1966) 62  
(g-ray emission probability)
- H.A. O'BRIEN, JR., J.S. ELDRIDGE. Nucleonics 25 (1967) 41  
(Half-life)
- K. DEBERTIN. Z. Naturforsch. 26a (1971) 596  
(Half-life)
- S. BABA, H. BABA, H. NATSUME. J. Inorg. Nucl. Chem. 33 (1971) 589  
(Half-life)
- J.F. EMERY, S.A. REYNOLDS, E.I. WYATT, G.I. GLEASON. Nucl. Sci. Eng. 48 (1972) 319  
(Half-life)
- J.S. MERRITT, J.G.V. TAYLOR. AECL-4657 (1973) 30  
(Half-life)

- J. LEGRAND, , J.P. PEROLAT, C. BAC, J. GORRY. Int. J. Appl. Radiat. Isotop. 26 (1975) 179  
(g-ray emission probability, experimental ICCs)
- R.VANINBROUKX, G.GROSSE. Int. J. Appl. Radiat. Isotop. 27 (1976) 727  
(Half-life)
- F.P. LARKINS. At. Data Nucl. Data Tables 20 (1977) 311  
(Atomic electron binding energies)
- H.H. HANSEN, E. CELEN, G. GROSSE, D. MOUCHEL, A. NYLANDSTED LARSEN, R. VANINBROUKX. Z. Physik A290 (1979) 113  
(KX- and g-ray emission probabilities, experimental ICCs)
- H.H. HANSEN. Z. Physik A291 (1979) 43  
(Experimental ICCs, E2/M1 mixing ratio)
- U. SCHOTZIG, K. DEBERTIN, K.F. WALZ. Nucl. Instrum. Methods 169 (1980) 43  
(g-ray emission probability)
- A.R.RUTLEDGE, L.V.SMITH, J.S.MERRITT. AECL-6692 (1980)  
(Half-life)
- K.F. WALZ, K. DEBERTIN, H. SCHRADER. Int. J. Appl. Radiat. Isotop. 34 (1983) 1191  
(Half-life)
- E. SCHÖNFELD, H. JANSSEN, U. SCHOTZIG. (1992)  
(KX- and g-ray emission probabilities, experimental ICCs)
- M.P. UNTERWEGER, D.D. HOPPES, F.J. SCHIMA. Nucl. Instrum. Methods Phys. Res. A312 (1992) 349  
(Half-life)
- E. SCHÖNFELD, H. JANSSEN. Nucl. Instrum. Methods Phys. Res. A369 (1996) 527  
(Atomic data)
- R.G. HELMER, AND C. VAN DER LEUN. Nucl. Instrum. Methods Phys. Res. A450 (2000) 35  
(Gamma-ray energy)
- E. SCHÖNFELD, H. JANSSEN. Appl. Rad. Isotopes 52 (2000) 595  
(Calculation of emission probabilities of X-rays and Auger electrons)
- J. TULI. Nucl. Phys. A682 (2001) 236c  
(Ce141 decay scheme, Pr141 levels)
- I. M. BAND, M. B. TRZHASKOVSKAYA, C. W. NESTOR, JR., P. O. TIKKANEN, S. RAMAN. At. Data Nucl. Data Tables 81 (2002) 1  
(Theoretical ICCs)
- M.P. UNTERWEGER. Appl. Rad. Isotopes 56 (2002) 125  
(Half-life)
- T. KIBEDI, T.W. BURROWS, M.B. TRZHASKOVSKAYA, P.M. DAVIDSON, C.W. NESTOR, JR.. Nucl. Instrum. Methods Phys. Res. A589 (2008) 202  
(Band-Raman theoretical ICCs)
- M. WANG, G. AUDI, A.H.WAPSTRA, F.G. KONDEV, M. MACCORMICK, X. XU, B. PFEIFFER. Chines Physics C36 (2012) 1603  
(Q)





## 1 Decay Scheme

Nd-147 disintegrates by beta minus emission to excited levels of Pm-147. If a transition to the ground state level exists, it is less than 0.15 %.

*Le néodyme 147 se désintègre par émission bêta moins vers des niveaux excités du prométhéum 147. La désintégration par émission bêta moins vers le niveau fondamental, si elle existe, est inférieure à 0,15 %.*

## 2 Nuclear Data

|                            |   |        |      |     |
|----------------------------|---|--------|------|-----|
| $T_{1/2}(^{147}\text{Nd})$ | : | 10,987 | (11) | d   |
| $T_{1/2}(^{147}\text{Pm})$ | : | 2,6234 | (4)  | a   |
| $Q^-(^{147}\text{Nd})$     | : | 895,7  | (9)  | keV |

### 2.1 $\beta^-$ Transitions

|                  | Energy<br>keV | Probability<br>× 100 | Nature               | lg <i>ft</i> |
|------------------|---------------|----------------------|----------------------|--------------|
| $\beta_{0,10}^-$ | 209,8 (9)     | 2,184 (16)           | 1st Forbidden        | 7            |
| $\beta_{0,9}^-$  | 215,3 (9)     | 0,0897 (28)          | 1st Forbidden        | 8,4          |
| $\beta_{0,8}^-$  | 246,7 (9)     | 0,296 (19)           | Unique 2nd Forbidden | 7,5          |
| $\beta_{0,6}^-$  | 262,8 (9)     | 0,0190 (27)          | Unique 1st Forbidden | 9,1          |
| $\beta_{0,5}^-$  | 364,7 (9)     | 14,6 (9)             | 1st Forbidden        | 7            |
| $\beta_{0,4}^-$  | 406,4 (9)     | 0,781 (15)           | 1st Forbidden        | 8,4          |
| $\beta_{0,3}^-$  | 485,2 (9)     | 0,715 (34)           | 1st Forbidden        | 8,7          |
| $\beta_{0,1}^-$  | 804,6 (9)     | 81 (5)               | 1st Forbidden        | 7,4          |
| $\beta_{0,0}^-$  | 895,7 (9)     | 0 (5)                | 1st Forbidden        | 7,5          |

## 2.2 Gamma Transitions and Internal Conversion Coefficients

|                      | Energy<br>keV | $P_{\gamma+ce}$<br>$\times 100$ | Multipolarity  | $\alpha_K$   | $\alpha_L$    | $\alpha_M$    | $\alpha_T$   |
|----------------------|---------------|---------------------------------|----------------|--------------|---------------|---------------|--------------|
| $\gamma_{9,8}$ (Pm)  | 31,3 (2)      |                                 | [M2]           |              | 422 (14)      | 100 (4)       | 548 (18)     |
| $\gamma_{10,8}$ (Pm) | 36,75 (10)    |                                 | [E3]           |              | 7600 (170)    | 1960 (50)     | 10040 (220)  |
| $\gamma_{10,6}$ (Pm) | 53,1 (2)      |                                 | [E2]           | 4,40 (7)     | 16,1 (4)      | 3,73 (9)      | 25,1 (6)     |
| $\gamma_{4,2}$ (Pm)  | 80,82 (27)    | 0,0042 (11)                     | [M1,E2]        | 2,26 (17)    | 1,3 (10)      | 0,29 (22)     | 3,9 (11)     |
| $\gamma_{1,0}$ (Pm)  | 91,105 (2)    | 86 (5)                          | M1 + 0,80 % E2 | 1,714 (24)   | 0,250 (4)     | 0,0535 (8)    | 2,03 (3)     |
| $\gamma_{8,5}$ (Pm)  | 117,98 (8)    | 0,230 (19)                      | E3             | 3,15 (5)     | 8,41 (12)     | 2,02 (3)      | 14,07 (20)   |
| $\gamma_{5,3}$ (Pm)  | 120,48 (5)    | 0,690 (27)                      | M1 + 1,33 % E2 | 0,772 (11)   | 0,112 (4)     | 0,0239 (8)    | 0,914 (14)   |
| $\gamma_{9,5}$ (Pm)  | 149,3 (2)     | 0,0056 (6)                      | [M1,E2]        | 0,39 (3)     | 0,10 (5)      | 0,022 (10)    | 0,52 (3)     |
| $\gamma_{10,5}$ (Pm) | 154,7 (2)     | 0,0058 (6)                      | [M1,E2]        | 0,36 (3)     | 0,09 (4)      | 0,020 (9)     | 0,468 (19)   |
| $\gamma_{8,4}$ (Pm)  | 159,7 (2)     | 0,0190 (14)                     | M2             | 2,18 (4)     | 0,439 (7)     | 0,0977 (15)   | 2,74 (4)     |
| $\gamma_{9,4}$ (Pm)  | 191,0 (3)     | 0,00442 (48)                    | [M1,E2]        | 0,192 (22)   | 0,040 (11)    | 0,009 (3)     | 0,244 (9)    |
| $\gamma_{10,4}$ (Pm) | 196,64 (4)    | 0,2214 (23)                     | M1 + 3,85 % E2 | 0,196 (3)    | 0,0281 (8)    | 0,00601 (18)  | 0,231 (4)    |
| $\gamma_{7,3}$ (Pm)  | 230,77 (8)    |                                 |                |              |               |               |              |
| $\gamma_{8,2}$ (Pm)  | 240,5 (2)     | 0,0417 (26)                     | E1             | 0,0213 (3)   | 0,00290 (5)   | 0,000615 (9)  | 0,0250 (4)   |
| $\gamma_{9,2}$ (Pm)  | 271,87 (6)    | 0,0138 (10)                     | M1 + 0,99 % E2 | 0,0820 (12)  | 0,01133 (16)  | 0,00242 (4)   | 0,0964 (14)  |
| $\gamma_{10,3}$ (Pm) | 275,374 (15)  | 0,847 (13)                      | M1 + 1,23 % E2 | 0,0792 (11)  | 0,01095 (16)  | 0,00234 (4)   | 0,0931 (13)  |
| $\gamma_{3,1}$ (Pm)  | 319,411 (18)  | 2,112 (20)                      | M1 + 12,5 % E2 | 0,0514 (8)   | 0,00734 (11)  | 0,001572 (22) | 0,0607 (9)   |
| $\gamma_{4,1}$ (Pm)  | 398,155 (20)  | 0,884 (8)                       | M1 + 8,1 % E2  | 0,0293 (5)   | 0,00406 (6)   | 0,000866 (13) | 0,0345 (5)   |
| $\gamma_{2,0}$ (Pm)  | 408,52 (6)    | 0,0183 (13)                     | M1 + 24,5 % E2 | 0,0257 (5)   | 0,00368 (6)   | 0,000789 (12) | 0,0304 (5)   |
| $\gamma_{3,0}$ (Pm)  | 410,48 (3)    | 0,140 (6)                       | E2             | 0,01724 (25) | 0,00313 (5)   | 0,000683 (10) | 0,0212 (3)   |
| $\gamma_{5,1}$ (Pm)  | 439,895 (22)  | 1,233 (12)                      | M1 + 27 % E2   | 0,0210 (4)   | 0,00300 (5)   | 0,000641 (10) | 0,0248 (4)   |
| $\gamma_{4,0}$ (Pm)  | 489,24 (3)    | 0,138 (12)                      | M1 + 38,4 % E2 | 0,0152 (16)  | 0,00218 (14)  | 0,00047 (3)   | 0,0179 (18)  |
| $\gamma_{5,0}$ (Pm)  | 531,016 (22)  | 12,9 (9)                        | M1 + 14,2 % E2 | 0,01374 (23) | 0,00188 (3)   | 0,000402 (6)  | 0,0161 (3)   |
| $\gamma_{6,1}$ (Pm)  | 541,83 (7)    | 0,0190 (27)                     | [E2]           | 0,00824 (12) | 0,001338 (19) | 0,000290 (4)  | 0,00994 (14) |
| $\gamma_{9,1}$ (Pm)  | 589,35 (4)    | 0,0374 (21)                     | [M1,E2]        | 0,0090 (23)  | 0,00128 (23)  | 0,00027 (4)   | 0,011 (3)    |
| $\gamma_{10,1}$ (Pm) | 594,80 (3)    | 0,2684 (36)                     | M1 + 23,2 % E2 | 0,00995 (23) | 0,00137 (3)   | 0,000292 (6)  | 0,0117 (3)   |
| $\gamma_{8,0}$ (Pm)  | 649,04 (8)    | 0,00510 (39)                    | M2             | 0,0251 (4)   | 0,00371 (6)   | 0,000799 (12) | 0,0299 (5)   |
| $\gamma_{9,0}$ (Pm)  | 680,52 (15)   | 0,0285 (14)                     | [M1,E2]        | 0,0063 (18)  | 0,00088 (17)  | 0,00019 (4)   | 0,0074 (18)  |
| $\gamma_{10,0}$ (Pm) | 685,90 (4)    | 0,841 (9)                       | M1 + 45,8 % E2 | 0,0063 (4)   | 0,00088 (4)   | 0,000188 (9)  | 0,0074 (5)   |

### 3 Atomic Data

#### 3.1 Pm

|                  |   |       |     |
|------------------|---|-------|-----|
| $\omega_K$       | : | 0,922 | (4) |
| $\bar{\omega}_L$ | : | 0,148 | (6) |
| $n_{KL}$         | : | 0,861 | (4) |

##### 3.1.1 X Radiations

|              | Energy<br>keV   | Relative<br>probability |
|--------------|-----------------|-------------------------|
| $X_K$        |                 |                         |
| $K\alpha_2$  | 38,1716         | 55,1                    |
| $K\alpha_1$  | 38,7251         | 100                     |
| $K\beta_3$   | 43,713          | }                       |
| $K\beta_1$   | 43,826          | }                       |
| $K\beta_5''$ | 44,145          | }                       |
|              |                 | 30,1                    |
| $K\beta_2$   | 44,937          | }                       |
| $K\beta_4$   | 45,064          | }                       |
| $KO_{2,3}$   | 45,162          | }                       |
|              |                 | 8,4                     |
| $X_L$        |                 |                         |
| $L\ell$      | 4,81            |                         |
| $L\alpha$    | 5,4061 – 5,4325 |                         |
| $L\eta$      | 5,363           |                         |
| $L\beta$     | 5,9552 – 6,3985 |                         |
| $L\gamma$    | 6,6814 – 7,1893 |                         |

##### 3.1.2 Auger Electrons

|         | Energy<br>keV | Relative<br>probability |
|---------|---------------|-------------------------|
| Auger K |               |                         |
| KLL     | 30,16 – 32,08 | 100                     |
| KLX     | 36,03 – 37,63 | 49,6                    |
| KXY     | 41,84 – 44,16 | 7,1                     |
| Auger L | 3,10 – 6,27   |                         |

## 4 Electron Emissions

|                      |      | Energy<br>keV   | Electrons<br>per 100 disint. |
|----------------------|------|-----------------|------------------------------|
| e <sub>AL</sub>      | (Pm) | 3,10 - 6,27     | 43,4 (18)                    |
| e <sub>AK</sub>      | (Pm) |                 | 3,9 (4)                      |
|                      | KLL  | 30,16 - 32,08   | }                            |
|                      | KLX  | 36,03 - 37,63   | }                            |
|                      | KXY  | 41,84 - 44,16   | }                            |
| ec <sub>1,0</sub> K  | (Pm) | 45,921 (2)      | 48,7 (32)                    |
| ec <sub>5,3</sub> K  | (Pm) | 75,30 (5)       | 0,279 (12)                   |
| ec <sub>1,0</sub> L  | (Pm) | 83,677 - 84,646 | 7,10 (46)                    |
| ec <sub>1,0</sub> M  | (Pm) | 89,460 - 90,078 | 1,52 (10)                    |
| ec <sub>1,0</sub> N  | (Pm) | 90,774 - 91,101 | 0,342 (22)                   |
| ec <sub>8,5</sub> L  | (Pm) | 110,52 - 111,49 | 0,128 (11)                   |
| ec <sub>10,3</sub> K | (Pm) | 230,190 (15)    | 0,0614 (12)                  |
| ec <sub>3,1</sub> K  | (Pm) | 274,227 (18)    | 0,1023 (19)                  |
| ec <sub>5,0</sub> K  | (Pm) | 485,832 (22)    | 0,163 (18)                   |
| $\beta_{0,10}^-$     | max: | 209,8 (9)       | 2,184 (16)                   |
| $\beta_{0,10}^-$     | avg: | 57,54 (27)      |                              |
| $\beta_{0,9}^-$      | max: | 215,3 (9)       | 0,0897 (28)                  |
| $\beta_{0,9}^-$      | avg: | 59,16 (27)      |                              |
| $\beta_{0,8}^-$      | max: | 246,7 (9)       | 0,296 (19)                   |
| $\beta_{0,8}^-$      | avg: | 91,35 (33)      |                              |
| $\beta_{0,6}^-$      | max: | 262,8 (9)       | 0,0190 (27)                  |
| $\beta_{0,6}^-$      | avg: | 85,89 (33)      |                              |
| $\beta_{0,5}^-$      | max: | 364,7 (9)       | 14,6 (9)                     |
| $\beta_{0,5}^-$      | avg: | 106,02 (30)     |                              |
| $\beta_{0,4}^-$      | max: | 406,4 (9)       | 0,781 (15)                   |
| $\beta_{0,4}^-$      | avg: | 119,83 (30)     |                              |
| $\beta_{0,3}^-$      | max: | 485,2 (9)       | 0,715 (34)                   |
| $\beta_{0,3}^-$      | avg: | 146,67 (30)     |                              |
| $\beta_{0,1}^-$      | max: | 804,6 (9)       | 81 (5)                       |
| $\beta_{0,1}^-$      | avg: | 263,99 (35)     |                              |
| $\beta_{0,0}^-$      | max: | 895,7 (9)       | 0 (5)                        |
| $\beta_{0,0}^-$      | avg: | 299,45 (35)     |                              |

## 5 Photon Emissions

### 5.1 X-Ray Emissions

|                |      | Energy<br>keV | Photons<br>per 100 disint. |              |
|----------------|------|---------------|----------------------------|--------------|
| XL             | (Pm) | 4,81 — 7,1893 | 7,6 (3)                    |              |
| XK $\alpha_2$  | (Pm) | 38,1716       | 12,9 (9)                   | } K $\alpha$ |
| XK $\alpha_1$  | (Pm) | 38,7251       | 23,5 (15)                  |              |
| XK $\beta_3$   | (Pm) | 43,713        | } 7,3 (5)                  | K' $\beta_1$ |
| XK $\beta_1$   | (Pm) | 43,826        |                            |              |
| XK $\beta_5''$ | (Pm) | 44,145        |                            |              |
| XK $\beta_2$   | (Pm) | 44,937        | } 1,87 (13)                | K' $\beta_2$ |
| XK $\beta_4$   | (Pm) | 45,064        |                            |              |
| XK $O_{2,3}$   | (Pm) | 45,162        |                            |              |

### 5.2 Gamma Emissions

|                      | Energy<br>keV | Photons<br>per 100 disint. |
|----------------------|---------------|----------------------------|
| $\gamma_{4,2}$ (Pm)  | 80,82 (27)    | 0,00086 (11)               |
| $\gamma_{1,0}$ (Pm)  | 91,105 (2)    | 28,4 (18)                  |
| $\gamma_{8,5}$ (Pm)  | 117,98 (8)    | 0,0152 (13)                |
| $\gamma_{5,3}$ (Pm)  | 120,48 (5)    | 0,361 (14)                 |
| $\gamma_{9,5}$ (Pm)  | 149,3 (2)     | 0,00368 (38)               |
| $\gamma_{10,5}$ (Pm) | 154,7 (2)     | 0,00394 (38)               |
| $\gamma_{8,4}$ (Pm)  | 159,7 (2)     | 0,00508 (38)               |
| $\gamma_{9,4}$ (Pm)  | 191,0 (3)     | 0,00356 (38)               |
| $\gamma_{10,4}$ (Pm) | 196,64 (4)    | 0,1798 (18)                |
| $\gamma_{8,2}$ (Pm)  | 240,5 (2)     | 0,0406 (25)                |
| $\gamma_{9,2}$ (Pm)  | 271,87 (6)    | 0,0126 (9)                 |
| $\gamma_{10,3}$ (Pm) | 275,374 (15)  | 0,775 (11)                 |
| $\gamma_{3,1}$ (Pm)  | 319,411 (18)  | 1,991 (19)                 |
| $\gamma_{4,1}$ (Pm)  | 398,155 (20)  | 0,855 (8)                  |
| $\gamma_{2,0}$ (Pm)  | 408,52 (6)    | 0,0178 (13)                |
| $\gamma_{3,0}$ (Pm)  | 410,48 (3)    | 0,137 (6)                  |
| $\gamma_{5,1}$ (Pm)  | 439,895 (22)  | 1,203 (11)                 |
| $\gamma_{4,0}$ (Pm)  | 489,24 (3)    | 0,136 (11)                 |
| $\gamma_{5,0}$ (Pm)  | 531,016 (22)  | 12,7 (9)                   |
| $\gamma_{6,1}$ (Pm)  | 541,83 (7)    | 0,0188 (27)                |
| $\gamma_{9,1}$ (Pm)  | 589,35 (4)    | 0,037 (2)                  |
| $\gamma_{10,1}$ (Pm) | 594,80 (3)    | 0,2653 (36)                |
| $\gamma_{8,0}$ (Pm)  | 649,04 (8)    | 0,00495 (38)               |
| $\gamma_{9,0}$ (Pm)  | 680,52 (15)   | 0,0283 (14)                |
| $\gamma_{10,0}$ (Pm) | 685,90 (4)    | 0,834 (9)                  |



## 6 Main Production Modes

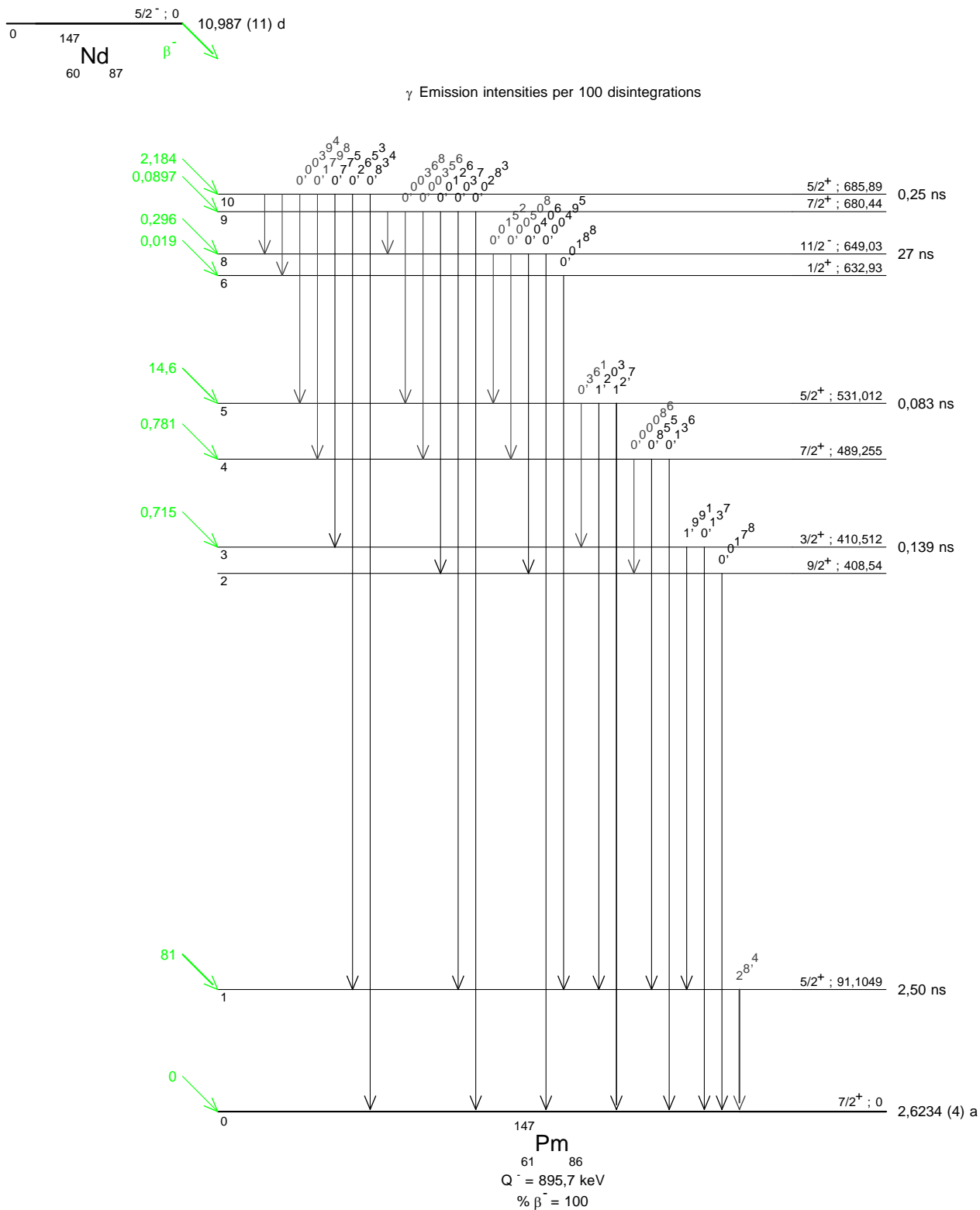
$$\left\{ \begin{array}{l} \text{Nd} - 146(n,\gamma)\text{Nd} - 147 \quad \sigma : 1,4 \text{ (1) barns} \\ \text{Possible impurities : none} \end{array} \right.$$

Fission product.

## 7 References

- W. BOTHE. Z. Naturforsch. 1 (1946) 179  
(Half-life.)
- W. S. EMMERICH, J. D. KURBATOV. Phys. Rev. 83 (1951) 40  
(Half-life.)
- E. KONDAIAH. Phys. Rev. 81 (1951) 1056  
(Half-life.)
- J. A. MARINSKY. National Nucl. Energ. Series 9 (1951) 1229  
(Half-life.)
- W. C. RUTLEDGE, J. M. CORK, S. B. BURSON. Phys. Rev. 86 (1952) 775  
(Half-life.)
- T. LINDQVIST, E. KARLSSON. Ark. Fysik 12 (1957) 519  
(Mixing ratio.)
- G. R. BISHOP, M. A. GRACE, C. E. JOHNSON, H. R. LEMMER, J. PEREZ Y JORBA. Phil. Mag 2 (1957) 534  
(Mixing ratio.)
- H. W. WRIGHT, E. I. WYATT, S. A. REYNOLDS, W. S. LYON, T. H. HANDLEY. Nucl. Sci. Eng. 2 (1957) 427  
(Half-life.)
- R. G. WILLE, R. W. FINK. Phys. Rev. 118 (1960) 242  
(Half-life.)
- G. MANNING, J. D. ROGERS. Nucl. Phys. 15 (1960) 166  
(Mixing ratio.)
- E. BODENSTEDT, H. J. KORNER, F. FRISIUS, D. HOVESTADT, E. GERDAU. Z. Physik 160 (1960) 33  
(Mixing ratio.)
- B. SARAF, R. JAMBUNATHAN, M. R. GUNYE. Phys. Rev. 124 (1961) 178  
(Mixing ratio.)
- A. P. ARYA. Phys. Rev. 122 (1961) 1226  
(Mixing ratio.)
- G. T. EWAN, R. L. GRAHAM, J. S. GEIGER. Bull. Am. Phys. Soc. 6 (1961) 238  
(Mixing ratio.)
- G. A. WESTENBARGER, D. A. SHIRLEY. Phys. Rev. 123 (1961) 1812  
(Mixing ratio.)
- R. P. SHARMA, S. H. DEVARE, B. SARAF. Phys. Rev. 125 (1962) 2071  
(Beta probability.)
- D. C. HOFFMAN. J. Inorg. Nucl. Chem. 25 (1963) 1196  
(Half-life.)
- E. SPRING. Phys. Lett. 7 (1963) 218  
(Mixing ratio.)
- C. PHILIS. Thesis, Univ. Paris, CEA-2355 (1963)  
(Gamma emission intensities, mixing ratio.)
- K. P. GOPINATHAN. AEET 267 (1966) 44  
(Mixing ratio.)
- H. BEEKHUIS, P. BOSKMA, J. VAN KLINKEN, H. DE WAARD. Nucl. Phys. 79 (1966) 220  
(Beta probability.)
- E. JACOBS, K. HEYDE, M. DORIKENS, J. DEMUYNCK, L. DORINKENS-VANPRAET. Nucl. Phys. A99 (1967) 411  
(Gamma emission intensities.)
- E. A. ARUTYUNYAN, J. VRZAL, B. S. DZHELEPOV, J. LIPTAK, YA. URBANETS, YU. V. KHOL'NOV. Bull. Acad. Sci. USSR, Phys. Ser. 30 (1967) 1317  
(Gamma emission intensities.)
- M. J. CANTY, R. D. CONNOR. Nucl. Phys. A104 (1967) 35  
(Gamma emission intensities.)

- A. BÄCKLIN, S. G. MALMSKOG. Ark. Fysik 34 (1967) 459  
(Gamma emission intensities.)
- P. W. DOUGAN, B. EARLANDSSON. Z. Physik 207 (1967) 105  
(Gamma emission intensities.)
- J. C. HILL, M. L. WIEDENBECK. Nucl. Phys. A98 (1967) 599  
(Gamma emission intensities.)
- E. BASHANDY, A. ABD EL-HALIEH. Z. Naturforsch. 22a (1967) 154  
(Mixing ratio.)
- A. BÄCKLIN, G. MALMSKOG. Ark. Fysik 34 (1967) 531  
(Mixing ratio.)
- M. S. RAJPUT, M. L. SEHGAL. Indian J. Phys. 42 (1968) 393  
(Mixing ratio.)
- P. H. BARRETT, D. A. SHIRLEY. Phys. Rev. 184 (1969) 1181  
(Mixing ratio.)
- N. BLASKOVICH JR., A. P. ARYA. Phys. Rev. C2 (1970) 1881  
(Mixing ratio.)
- S. BABA, H. BABA, H. NATSUME. J. Inorg. Nucl. Chem. 33 (1971) 589  
(Half-life.)
- H. SINGH, B. SETHI, S. K. MUKERJEE. Nucl. Phys. A174 (1971) 437  
(Gamma emission intensities.)
- T. NAGARAJAN, M. RAVINDRANATH, K. V. REDDY. Nuovo Cimento 3A (1971) 689  
(Beta probability.)
- R. L. HEATH. ANCR 1000-2 (1974)  
(Gamma emission intensities.)
- C. RANGACHARYULU, S. N. CHATURVEDI, G. K. MEHTA, N. NATH. Aust. J. Phys. 27 (1974) 869  
(Gamma emission intensities.)
- S. S. BHATI, N. SINGH, P. C. MANGAL, P. N. TREHAN. J. Phys. Soc. Jpn. 36 (1974) 326  
(Mixing ratio.)
- B. K. SINHA, S. SEN, R. BHATTACHARYA. J. Phys. (London) G2 (1976) 159  
(Mixing ratio.)
- K. S. KRANE. At. Data Nucl. Data Tables 19 (1977) 363  
(Mixing ratio.)
- T. AL-JANABI, W. D. HAMILTON, D. D. WARNER. J. Phys. (London) G3 (1977) 1415  
(Mixing ratio.)
- N. A. VOINOVA, A. A. RODIONOV, YU. V. SERGEENKOV, P. A. SUSHKOV, M. A. ELIZBARASHVILI. Bull. Acad. Sci. USSR, Phys. Ser. 43 (1979) 70  
(Gamma emission intensities.)
- T. SEO, T. HAYASHI, Y. MIYATAKE, K. AOKI. Nucl. Phys. A321 (1979) 341  
(Mixing ratio.)
- J. GOSWAMY, B. CHAND, D. MEHTA, N. SINGH, P. N. TREHAN. Radiat. Phys. Chem. 45 (1995) 733  
(Gamma emission intensities.)
- E. SCHÖNFELD, H. JANSSEN. Nucl. Instrum. Meth. Phys. Res. A369 (1996) 527  
(Atomic data.)
- M. SAINATH, K. VENKATARAMANIAN, P. C. SOOD. Phys. Rev. C56 (1997) 2468  
(Gamma emission intensities.)
- YU. S. POPOV, N. YU. NEZGOVOROV, G. A. TIMOFEEV. Radiochemistry 41 (1999) 25  
(Gamma emission intensities.)
- I. M. BAND, M. B. TRZHASKOVSKAYA, C. W. NESTOR, JR., P. O. TIKKANEN, S. RAMAN. Atomic Data Nucl. Data Tables 81 (2002) 1  
(Theoretical ICC.)
- T. KIBÉDI, T. W. BURROWS, M. B. TRZHASKOVSKAYA, P. M. DAVIDSON, C. W. NESTOR JR.. Nucl. Instrum. Meth. Phys. Res. A589 (2008) 202  
(Theoretical ICC.)
- G. AUDI, W. MENG, D. LUNNEY, B. PFEIFFER. Priv. Comm. (2009)  
(Q.)
- N. NICA. Nucl. Data Sheets 110 (2009) 749  
(Gamma and levels energies.)
- S. S. GHUMMAN, C. SINGH, S. SINGH. Asian J. Chem. 22 (2010) 3021  
(Gamma emission intensities.)





## 1 Decay Scheme

Pm-147 disintegrates by beta minus emission to the Sm-147 ground state mainly.

*Le prométhéum 147 se désintègre par émission bêta moins principalement vers le niveau fondamental du samarium 147.*

## 2 Nuclear Data

|                            |   |        |      |          |
|----------------------------|---|--------|------|----------|
| $T_{1/2}(^{147}\text{Pm})$ | : | 2,6234 | (4)  | a        |
| $T_{1/2}(^{147}\text{Sm})$ | : | 107,9  | (12) | $10^9$ a |
| $Q^-(^{147}\text{Pm})$     | : | 224,1  | (3)  | keV      |

### 2.1 $\beta^-$ Transitions

|                 | Energy<br>keV | Probability<br>$\times 100$ | Nature               | lg $ft$ |
|-----------------|---------------|-----------------------------|----------------------|---------|
| $\beta_{0,2}^-$ | 26,8 (3)      | 0,00000040 (7)              | Unique 1st Forbidden | 12,1    |
| $\beta_{0,1}^-$ | 102,9 (3)     | 0,00542 (13)                | 1st Forbidden        | 10,6    |
| $\beta_{0,0}^-$ | 224,1 (3)     | 99,99456 (13)               | 1st Forbidden        | 7,4     |

### 2.2 Gamma Transitions and Internal Conversion Coefficients

|                           | Energy<br>keV | $P_{\gamma+ce}$<br>$\times 100$ | Multipolarity | $\alpha_K$  | $\alpha_L$ | $\alpha_M$   | $\alpha_T$ |
|---------------------------|---------------|---------------------------------|---------------|-------------|------------|--------------|------------|
| $\gamma_{2,1}(\text{Sm})$ | [76,073 (10)] | 0,000000061 (11)                | M1 + 30,0% E2 | 2,91 (5)    | 1,26 (7)   | 0,288 (15)   | 4,53 (9)   |
| $\gamma_{1,0}(\text{Sm})$ | 121,223 (12)  | 0,00542 (13)                    | M1+9,13% E2   | 0,815 (12)  | 0,141 (4)  | 0,0308 (8)   | 0,994 (14) |
| $\gamma_{2,0}(\text{Sm})$ | 197,298 (11)  | 0,00000040 (7)                  | E2            | 0,1565 (22) | 0,0482 (7) | 0,01092 (16) | 0,218 (3)  |

### 3 Atomic Data

#### 3.1 Sm

|                  |   |       |     |
|------------------|---|-------|-----|
| $\omega_K$       | : | 0,926 | (4) |
| $\bar{\omega}_L$ | : | 0,158 | (6) |
| $n_{KL}$         | : | 0,857 | (4) |

##### 3.1.1 X Radiations

|           |              | Energy<br>keV |               | Relative<br>probability |  |
|-----------|--------------|---------------|---------------|-------------------------|--|
| $X_K$     | $K\alpha_2$  | 39,5229       |               | 55,25                   |  |
|           | $K\alpha_1$  | 40,1186       |               | 100                     |  |
|           | $K\beta_3$   | 45,289        | }             |                         |  |
|           | $K\beta_1$   | 45,413        | }             |                         |  |
|           | $K\beta_5''$ | 45,731        | }             | 31,26                   |  |
|           | $K\beta_2$   | 46,575        | }             |                         |  |
|           | $K\beta_4$   | 46,705        | }             | 8,07                    |  |
|           | $KO_{2,3}$   | 46,813        | }             |                         |  |
|           | $X_L$        | $L\ell$       | 4,991         |                         |  |
|           |              | $L\alpha$     | 5,609 – 5,638 |                         |  |
| $L\eta$   |              | 5,586         |               |                         |  |
| $L\beta$  |              | 6,193 – 6,656 |               |                         |  |
| $L\gamma$ |              | 6,964 – 7,487 |               |                         |  |

### 4 Electron Emissions

|                 |      | Energy<br>keV |     | Electrons<br>per 100 disint. |
|-----------------|------|---------------|-----|------------------------------|
| $\beta_{0,2}^-$ | max: | 26,8          | (3) | 0,00000040 (7)               |
|                 | avg: | 6,9           | (1) |                              |
| $\beta_{0,1}^-$ | max: | 102,9         | (3) | 0,00542 (13)                 |
|                 | avg: | 26,9          | (1) |                              |
| $\beta_{0,0}^-$ | max: | 224,1         | (3) | 99,99456 (13)                |
|                 | avg: | 61,8          | (1) |                              |

## 5 Photon Emissions

### 5.1 X-Ray Emissions

|                |      | Energy<br>keV | Photons<br>per 100 disint. |                |
|----------------|------|---------------|----------------------------|----------------|
| XL             | (Sm) | 4,991 — 7,487 | 0,000369 (8)               |                |
| XK $\alpha_2$  | (Sm) | 39,5229       | 0,000583 (16)              | } K $\alpha$   |
| XK $\alpha_1$  | (Sm) | 40,1186       | 0,001055 (29)              |                |
| XK $\beta_3$   | (Sm) | 45,289        | }                          | } K' $\beta_1$ |
| XK $\beta_1$   | (Sm) | 45,413        | }                          |                |
| XK $\beta_5''$ | (Sm) | 45,731        | }                          |                |
| XK $\beta_2$   | (Sm) | 46,575        | }                          | } K' $\beta_2$ |
| XK $\beta_4$   | (Sm) | 46,705        | }                          |                |
| XKO $_{2,3}$   | (Sm) | 46,813        | }                          |                |

### 5.2 Gamma Emissions

|                     |               | Energy<br>keV   | Photons<br>per 100 disint. |
|---------------------|---------------|-----------------|----------------------------|
| $\gamma_{2,1}$ (Sm) | [76,073 (10)] | 0,000000011 (2) |                            |
| $\gamma_{1,0}$ (Sm) | 121,223 (12)  | 0,00272 (6)     |                            |
| $\gamma_{2,0}$ (Sm) | 197,298 (11)  | 0,00000033 (5)  |                            |

## 6 Main Production Modes

- { Fission product
- { Possible impurities : Pm – 149, Pm – 151, Pm – 152

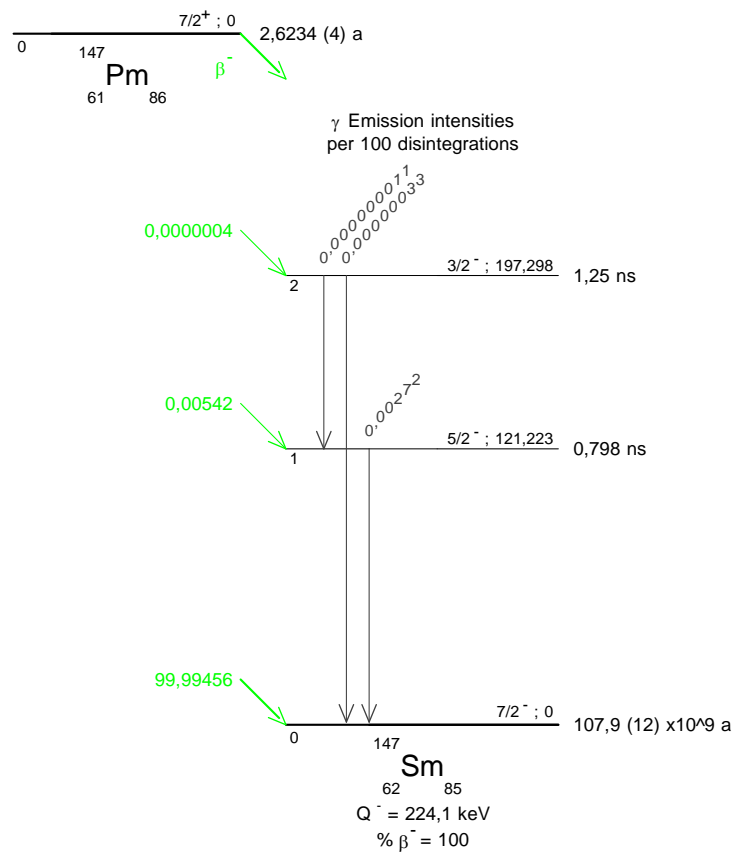
## 7 References

- W. F. LIBBY. Phys. Rev. 46 (1934) 196  
(Sm-147 half-life.)
- R. HOSEMANN. Z. Physik 99 (1936) 405  
(Sm-147 half-life.)
- P. CUER, C. M. G. LATTES. Nature 158 (1946) 197  
(Sm-147 half-life.)
- E. PICCIOTTO. Compt. Rend. (Paris) 229 (1949) 117  
(Sm-147 half-life.)
- G. B. BEARD, M. L. WIEDENBECK. Phys. Rev. 95 (1954) 1245  
(Sm-147 half-life.)
- E. A. MELAIKA, M. J. PARKER, J. A. PETRUSKA, R. H. TOMLINSON. Can. J. Chem. 33 (1955) 830  
(Half-life.)

- H. LANGEVIN-JOLIOT, M. LEDERER. *J. Phys. Radium* 17 (1956) 497  
(Gamma emission probability.)
- G. E. LESLIE. *Nucl. Sci. Abstr.* 10 (1956) 1099  
(Sm-147 half-life.)
- R. P. SCHUMAN, M. E. JONES, A. C. MEWHERTER. *J. Inorg. Nucl. Chem.* 3 (1956) 160  
(Half-life.)
- W. F. MERRITT, P. J. CAMPION, R. C. HAWKINGS. *Can. J. Phys.* 35 (1957) 16  
(Half-life.)
- N. STARFELT, J. CEDERLUN. *Phys. Rev.* 105 (1957) 241  
(Gamma emission probability.)
- G. B. BEARD, W. H. KELLY. *Nucl. Phys.* 8 (1958) 207  
(Sm-147 half-life.)
- N. M. ANTONEVA, A. A. BASHILOV, B. S. DZHELEPOV, B. K. PREOBRASHENSKII. *Bull. Acad. Sci. USSR, Phys. Ser.* 22 (1959) 899  
(121-keV mixing ratio.)
- J. P. CALI, L. F. LOWE. *Nucleonics* 17 (1959) 86  
(Half-life.)
- M. KARRAS. *Ann. Acad. Sci. Fenn A VI* (1960) 65  
(Sm-147 half-life.)
- M. KARRAS, N. NURMIA. *Nature* 185 (1960) 601  
(Sm-147 half-life.)
- E. I. WYATT, S. A. REYNOLDS, T. H. HANDLEY, W. S. LYON, H. A. PARKER. *Nucl. Sci. Eng.* 11 (1961) 74  
(Half-life.)
- P. M. WRIGHT, E. P. STEINBERG, L. E. GLENDENIN. *Phys. Rev.* 123 (1961) 205  
(Sm-147 half-life.)
- R. D. MACFARLANE, T. P. KOHMAN. *Phys. Rev.* 121 (1961) 1758  
(Sm-147 half-life.)
- C. F. SCHWERDTFEGGER, H. J. PRASK, J. W. MIHELICH. *Nucl. Phys.* 35 (1962) 168  
(121-keV mixing ratio.)
- F. P. ROBERTS, E. J. WHEELWRIGHT, W. Y. MATSUMOTO. HW - 77296 (1963)  
(Half-life.)
- Y. A. ALEKSANDROV, B. BEMER. *Bull. Acad. Sci. USSR, Phys. Ser.* 26 (1963) 1171  
(121-keV mixing ratio.)
- D. DONHOFFER. *Nucl. Phys.* 50 (1964) 489  
(Sm-147 half-life.)
- K. VALLI. *Ann. Acad. Sci. Fenn. A VI* (1965) 177  
(Sm-147 half-life.)
- K. F. FLYNN, L. E. GLENDENIN, E. P. STEINBERG. *Nucl. Sci. Eng.* 22 (1965) 416  
(Half-life.)
- J. F. EICHELBERGER. Report MLM - 1221 (1965) 5  
(Half-life.)
- S. C. ANSPACH, L. M. CAVALLO, S. B. GARFINKEL, J. M. R. HUTCHINSON, C. N. SMITH. NP - 15663 (1965)  
(Half-life.)
- E. J. WHEELWRIGHT, D. M. FLEMING, F. P. ROBERTS. *J. Phys. Chem.* 69 (1965) 1220  
(Half-life.)
- T. GOWOREK, J. WAWRYSZCZUK. *Acta Phys. Pol.* 26 (1966) 655  
(121-keV mixing ratio.)
- M. P. AVOTINA, E. P. GRIGOREV, A. Z. ZOLOTAVIN, V. O. SERGEEV, V. E. TRE-NERSESYANTS, J. VRZAL, N. A. LEBEDEV, J. LIPTAK, Y. URBANETS. *Bull. Acad. Sci. USSR, Phys. Ser.* 30 (1967) 1350  
(121-keV mixing ratio.)
- K. C. JORDAN. Report MLM - 1399 (1967) 16  
(Half-life.)
- S. A. REYNOLDS, J. F. EMERY, E. I. WYATT. *Nucl. Sci. Eng.* 32 (1968) 46  
(Half-life.)
- P. H. BARRETT, D. A. SHIRLEY. *Phys. Rev.* 184 (1969) 1185  
(197-keV gamma emission probability.)
- R. S. MOWATT, J. S. MERRITT. *Can. J. Phys.* 48 (1970) 453  
(Gamma emission probability.)
- M. C. GUPTA, R. D. MACFARLANE. *J. Inorg. Nucl. Chem.* 32 (1970) 3425  
(Sm-147 half-life.)

- Y. VAVRYSHCHUK, T. GOWOREK, K. KLISHCHEVSKA. Bull. Acad. Sci. USSR, Phys. Ser. 34 (1971) (121-keV mixing ratio.)
- R. A. BELT, E. G. FUNK, J. W. MIHELICH. Nucl. Phys. A175 (1971) 129 (121-keV mixing ratio.)
- D. MCCONNON. Int. J. Appl. Radiat. Isotop. 22 (1971) 253 (Gamma emission probability.)
- H. H. HANSEN. Proc. Int. Conf. Inner Shell Ionization Phenomena and Future Appl., Atlanta 3 (1972) 2157 (Gamma emission probability.)
- B. AL-BATAINA, J. JÁNECKE. Radiochimica Acta 42 (1987) 159 (Sm-147 half-life.)
- I. ADAM, ZH. T. ZHELEV, D. ZAKOUTSKI, B. KRACIK, I. PENEV. Bull. Acad. Sci. USSR, Phys. Ser. 53 (1989) 6 (Eu-147 EC decay.)
- U. SCHÖTZIG. Nucl. Instrum. Meth. Phys. Res. A286 (1990) 523 (Gamma emission probability.)
- J. B. MARTINS, M. L. TERRANOVA, M. M. CORREA. Nuovo Cim. 105 (1992) 1621 (Sm-147 half-life.)
- E. SCHÖNFELD, H. JANSSEN. Nucl. Instrum. Meth. Phys. Res. A369 (1996) 527 (Atomic data.)
- F. BEGEMANN, K. R. LUDWIG, G. W. LUGMAIR, K. MIN, L. E. NYQUIST, P. J. PATCHETT, P. R. RENNE, C. Y. SHIH, I. M. VILLA, R. J. WALKER. Geochim. Cosmochim. Acta 65 (2001) 111 (Sm-147 half-life.)
- G. AUDI, A.H. WAPSTRA, C. THIBAUT. Nucl. Phys. A729 (2003) 337 (Q.)
- N. KINOSHITA, A. YOKOYAMA, T. NAKANISHI. J. Nucl. Radiochem. Sci. 4 (2003) 5 (Sm-147 half-life.)
- T. KIBÉDI, T. W. BURROWS, M. B. TRZHASKOVSKAYA, P. M. DAVIDSON, C. W. NESTOR JR.. Nucl. Instrum. Meth. Phys. Res. A589 (2008) 202 (Theoretical ICC.)
- K. KOSSERT, G. JÖRG, O. NÄHLE, C. LIERSE, V. GOSTOMSKI. Appl. Rad. Isotopes 67 (2009) 1702 (Sm-147 half-life.)
- N. NICA. Nucl. Data Sheets 110 (2009) 749 (Gamma-ray and level energies, spin, parity.)







## 1 Decay Scheme

Au-195 disintegrates by electron capture transition to the ground state level and excited levels in Pt-195.  
*L'or 195 se désintègre par capture électronique vers l'état fondamental et des niveaux excités du platine 195.*

## 2 Nuclear Data

$$T_{1/2}({}^{195}\text{Au}) : 184,7 \quad (14) \quad \text{d}$$

$$Q^+({}^{195}\text{Au}) : 226,8 \quad (10) \quad \text{keV}$$

### 2.1 Electron Capture Transitions

|                  | Energy<br>keV | Probability<br>× 100 | Nature               | lg <i>ft</i> | $P_K$       | $P_L$      | $P_{M+}$    |
|------------------|---------------|----------------------|----------------------|--------------|-------------|------------|-------------|
| $\epsilon_{0,4}$ | 15,4 (10)     | 0,0210 (18)          | Unique 1st Forbidden | 7,1          |             | 0,05 (5)   | 0,95 (5)    |
| $\epsilon_{0,3}$ | 27,3 (10)     | 0,0149 (14)          | Unique 1st Forbidden | 8,1          |             | 0,50 (2)   | 0,50 (2)    |
| $\epsilon_{0,2}$ | 97 (1)        | 32,8 (30)            | 1st Forbidden        | 6,3          | 0,178 (12)  | 0,587 (9)  | 0,235 (4)   |
| $\epsilon_{0,1}$ | 127,9 (10)    | 57,6 (35)            | Unique 1st Forbidden | 6,5          | 0,452 (6)   | 0,398 (4)  | 0,1499 (18) |
| $\epsilon_{0,0}$ | 226,8 (10)    | 9,5 (4)              | 1st Forbidden        | 8,1          | 0,6851 (10) | 0,2336 (7) | 0,0813 (3)  |

### 2.2 Gamma Transitions and Internal Conversion Coefficients

|                           | Energy<br>keV | $P_{\gamma+ce}$<br>× 100 | Multipolarity | $\alpha_K$ | $\alpha_L$  | $\alpha_M$ | $\alpha_T$ |
|---------------------------|---------------|--------------------------|---------------|------------|-------------|------------|------------|
| $\gamma_{2,1}(\text{Pt})$ | 30,895 (6)    | 30,5 (30)                | M1+0,02%E2    |            | 28,7 (5)    | 6,65 (11)  | 37,3 (6)   |
| $\gamma_{1,0}(\text{Pt})$ | 98,882 (4)    | 88,1 (16)                | M1+1,5%E2     | 5,59 (8)   | 0,977 (16)  | 0,227 (4)  | 6,86 (10)  |
| $\gamma_{2,0}(\text{Pt})$ | 129,777 (5)   | 2,33 (8)                 | E2            | 0,467 (7)  | 0,948 (14)  | 0,245 (4)  | 1,729 (25) |
| $\gamma_{3,0}(\text{Pt})$ | 199,526 (12)  | 0,0149 (14)              | M1+59%E2      | 0,42 (6)   | 0,1374 (25) | 0,0338 (9) | 0,60 (6)   |
| $\gamma_{4,0}(\text{Pt})$ | 211,398 (6)   | 0,0210 (18)              | M1+12,6%E2    | 0,595 (13) | 0,1090 (16) | 0,0255 (4) | 0,737 (14) |

### 3 Atomic Data

#### 3.1 Pt

|                  |   |       |      |
|------------------|---|-------|------|
| $\omega_K$       | : | 0,959 | (4)  |
| $\bar{\omega}_L$ | : | 0,331 | (13) |
| $n_{KL}$         | : | 0,818 | (4)  |

##### 3.1.1 X Radiations

|              | Energy<br>keV     | Relative<br>probability |
|--------------|-------------------|-------------------------|
| $X_K$        |                   |                         |
| $K\alpha_2$  | 65,123            | 58,5                    |
| $K\alpha_1$  | 66,833            | 100                     |
| $K\beta_3$   | 75,369            | }                       |
| $K\beta_1$   | 75,749            | }                       |
| $K\beta_5''$ | 76,234            | }                       |
|              |                   | 33,6                    |
| $K\beta_2$   | 77,786            | }                       |
| $K\beta_4$   | 78,07             | }                       |
| $KO_{2,3}$   | 78,337            | }                       |
| $X_L$        |                   |                         |
| $L\ell$      | 8,2683            |                         |
| $L\alpha$    | 9,362 – 9,4423    |                         |
| $L\eta$      | 9,9768            |                         |
| $L\beta$     | 10,8411 – 11,2344 |                         |
| $L\gamma$    | 12,5496 – 13,3617 |                         |

##### 3.1.2 Auger Electrons

|         | Energy<br>keV   | Relative<br>probability |
|---------|-----------------|-------------------------|
| Auger K |                 |                         |
| KLL     | 50,399 – 55,021 | 100                     |
| KLX     | 61,116 – 66,829 | 54,6                    |
| KXY     | 71,80 – 78,39   | 7,45                    |
| Auger L | 5,07 – 14,25    |                         |

## 4 Electron Emissions

|                     |      | Energy<br>keV     | Electrons<br>per 100 disint. |
|---------------------|------|-------------------|------------------------------|
| e <sub>AL</sub>     | (Pt) | 5,07 - 14,25      | 129 (8)                      |
| e <sub>AK</sub>     | (Pt) |                   | 4,0 (5)                      |
|                     | KLL  | 50,399 - 55,021   | }                            |
|                     | KLX  | 61,116 - 66,829   | }                            |
|                     | KXY  | 71,80 - 78,39     | }                            |
| ec <sub>2,1</sub> L | (Pt) | 17,014 - 19,331   | 23,0 (23)                    |
| ec <sub>1,0</sub> K | (Pt) | 20,487 (4)        | 62,7 (12)                    |
| ec <sub>2,1</sub> M | (Pt) | 27,597 - 28,774   | 5,3 (5)                      |
| ec <sub>2,1</sub> N | (Pt) | 30,171 - 30,824   | 1,32 (13)                    |
| ec <sub>2,0</sub> K | (Pt) | 51,382 (5)        | 0,399 (15)                   |
| ec <sub>1,0</sub> L | (Pt) | 85,002 - 87,318   | 10,95 (23)                   |
| ec <sub>1,0</sub> M | (Pt) | 95,584 - 96,761   | 2,54 (6)                     |
| ec <sub>1,0</sub> N | (Pt) | 98,158 - 98,811   | 0,630 (14)                   |
| ec <sub>2,0</sub> L | (Pt) | 115,896 - 118,213 | 0,81 (3)                     |
| ec <sub>2,0</sub> M | (Pt) | 126,479 - 127,656 | 0,209 (8)                    |
| ec <sub>2,0</sub> N | (Pt) | 129,053 - 129,706 | 0,0510 (19)                  |

## 5 Photon Emissions

### 5.1 X-Ray Emissions

|                |      | Energy<br>keV    | Photons<br>per 100 disint. |              |
|----------------|------|------------------|----------------------------|--------------|
| XL             | (Pt) | 8,2683 — 13,3617 | 53,1 (24)                  |              |
| XK $\alpha_2$  | (Pt) | 65,123           | 27,4 (17)                  | } K $\alpha$ |
| XK $\alpha_1$  | (Pt) | 66,833           | 46,9 (29)                  | }            |
| XK $\beta_3$   | (Pt) | 75,369           | }                          |              |
| XK $\beta_1$   | (Pt) | 75,749           | }                          | K' $\beta_1$ |
| XK $\beta_5''$ | (Pt) | 76,234           | }                          |              |
| XK $\beta_2$   | (Pt) | 77,786           | }                          |              |
| XK $\beta_4$   | (Pt) | 78,07            | }                          | K' $\beta_2$ |
| XK $O_{2,3}$   | (Pt) | 78,337           | }                          |              |

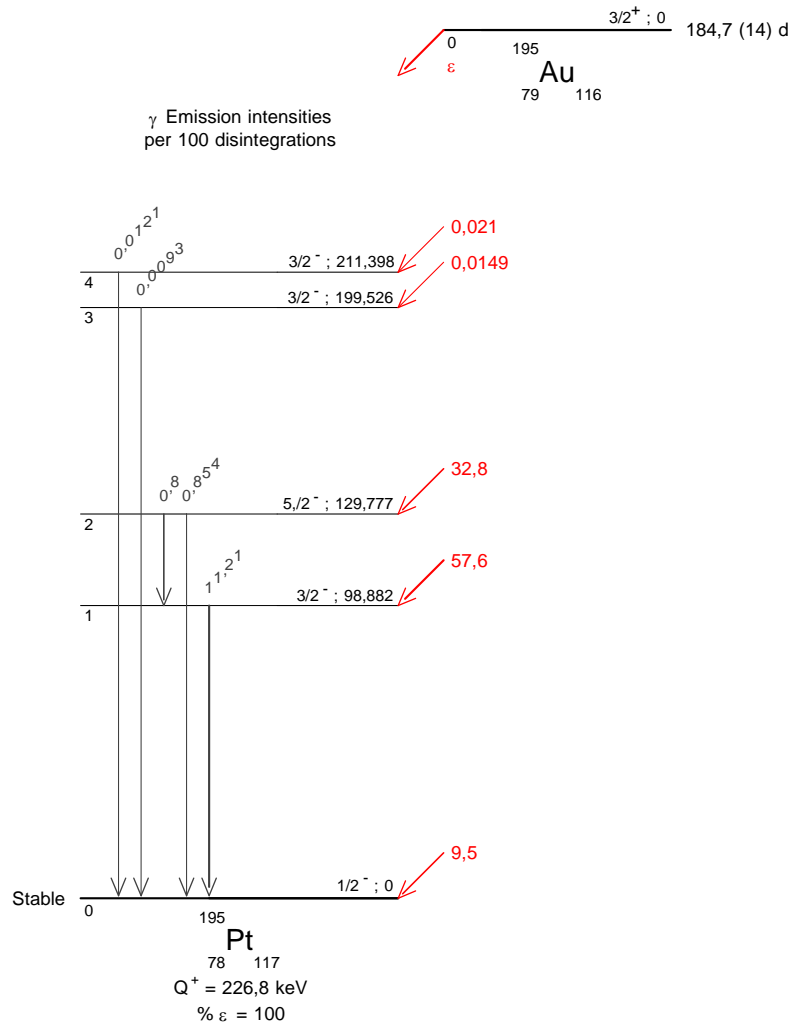
## 5.2 Gamma Emissions

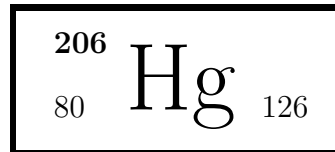
|                           | Energy<br>keV | Photons<br>per 100 disint. |
|---------------------------|---------------|----------------------------|
| $\gamma_{2,1}(\text{Pt})$ | 30,895 (7)    | 0,80 (8)                   |
| $\gamma_{1,0}(\text{Pt})$ | 98,882 (4)    | 11,21 (15)                 |
| $\gamma_{2,0}(\text{Pt})$ | 129,777 (5)   | 0,854 (29)                 |
| $\gamma_{3,0}(\text{Pt})$ | 199,526 (12)  | 0,0093 (8)                 |
| $\gamma_{4,0}(\text{Pt})$ | 211,398 (6)   | 0,0121 (10)                |

## 6 References

- G. WILKINSON. Phys. Rev. 75 (1949) 1019  
(Half-life.)
- R. M. STEFFEN, O. HUBER, F. HUMBEL. Helv. Phys. Acta 22 (1949) 167  
(Half-life.)
- F. K. MCGOWAN, P. H. STELSON. Phys. Rev. 116 (1959) 154  
(Experimental ICCs.)
- A. BISI, E. GERMAGNOLI, L. ZAPPA. Nuovo Cim. 11 (1959) 843  
(Half-life, experimental ICCs..)
- M. BRESESTI, J. C. ROY. Can. J. Chem. 38 (1960) 194  
(Half-life.)
- N. A. BONNER, W. GOISHI, W. H. HUTCHIN, G. M. IDDIGS, H. A. TEWES. Phys. Rev. 127 (1962) 217  
(Half-life.)
- G. HARBOTTLE. Nucl. Phys. 41 (1963) 604  
(Half-life.)
- W. GOEDBLOED, E. MASTENBROEK, A. KEMPER, J. BLOK. Physica 30 (1964) 2041  
(Gamma-ray intensities, experimental ICCs.)
- J. R. HARRIS, G. M. ROTHBERG, N. BENCZER-KOLLER. Phys. Rev. 138 (1965) B554  
(Gamma-ray intensities.)
- R. SCHÖNEBERG, D. GFÖLLER, A. FLAMMERSFELD. Z. Physik 203 (1967) 453  
(Gamma-ray intensities.)
- T. FINK, N. BENCZER-KOLLER. Nucl. Phys. A138 (1969) 337  
(Experimental ICCs.)
- L. H. TOBUREN, R.G. ALBRIDGE. Z. Physik 240 (1970) 185  
(Experimental ICCs.)
- B. AHLESTEN, A. BÄCKLIN. Nucl. Phys. A154 (1970) 303  
(Gamma-ray intensities, experimental ICCs.)
- J. S. HANSEN, J. C. MCGEORGE, R. W. FINK, R. E. WOOD, P. V. RAO, J. M. PALMS. Z. Physik 249 (1972) 373  
(Gamma-ray intensities.)
- S. C. GOVERSE, J. VAN PELT, J. VAN DEN BERG, J. C. KLEIN, J. BLOK. Nucl. Phys. A201 (1973) 326  
(Electron capture probability to the ground state.)
- R. L. HEATH. ANCR - 1000 - 2 (1974)  
(Gamma-ray intensities.)
- D. D. HOPPES, J. M. R. HUTCHINSON, F. J. SCHIMA, M. P. UNTERWEGER. NBS - SP - 626 (1982) 85  
(Half-life.)
- E. SCHÖNFELD, H. JANSSEN. Nucl. Instrum. Meth. Phys. Res. A369 (1996) 527  
(Atomic data.)
- C. ZHOU. Nucl. Data Sheets 86 (1999) 675  
(Spin and level energies.)
- M. P. UNTERWEGER. Appl. Rad. Isotopes 56 (2002) 125  
(Half-life.)

- T. KIBÉDI, T. W. BURROWS, M. B. TRZHASKOVSKAYA, P. M. DAVIDSON, C. W. NESTOR JR.. Nucl. Instrum. Meth. Phys. Res. A589 (2008) 202  
(Theoretical ICC.)
- M. WANG, G. AUDI, A.H.WAPSTRA, F.G. KONDEV, M. MACCORMICK, X. XU, B. PFEIFFER. Chinese Physics C36 (2012) 1603  
(Q.)





## 1 Decay Scheme

Hg-206 disintegrates by 100% beta minus decay to Tl-206, 62(7) % to the ground state, and by 35(7) % and 3.0(4) % to the 304.9 keV and 649.4 keV levels, respectively.

*Le mercure 206 se désintègre par émission bêta moins vers les niveaux excités de 304,9 keV et 649,4 keV et le niveau fondamental du thallium 206.*

## 2 Nuclear Data

$$T_{1/2}({}^{206}\text{Hg}) : 8,32 \quad (7) \quad \text{min}$$

$$Q^{-}({}^{206}\text{Hg}) : 1308 \quad (20) \quad \text{keV}$$

### 2.1 $\beta^{-}$ Transitions

|                   | Energy<br>keV | Probability<br>× 100 | Nature                   | lg <i>ft</i> |
|-------------------|---------------|----------------------|--------------------------|--------------|
| $\beta_{0,3}^{-}$ | 659 (20)      | 3,0 (4)              | 1st forbidden non-unique | 5,41         |
| $\beta_{0,2}^{-}$ | 1003 (20)     | 35 (7)               | 1st forbidden non-unique | 5,24         |
| $\beta_{0,0}^{-}$ | 1308 (20)     | 62 (7)               | 1st forbidden non-unique | 5,67         |

### 2.2 Gamma Transitions and Internal Conversion Coefficients

|                           | Energy<br>keV | $P_{\gamma+ce}$<br>× 100 | Multipolarity | $\alpha_K$  | $\alpha_L$   | $\alpha_M$    | $\alpha_T$  |
|---------------------------|---------------|--------------------------|---------------|-------------|--------------|---------------|-------------|
| $\gamma_{1,0}(\text{Tl})$ | 265,832 (5)   | 0,014 (7)                | E2            | 0,0855 (12) | 0,0561 (8)   | 0,01440 (21)  | 0,1603 (23) |
| $\gamma_{2,0}(\text{Tl})$ | 304,896 (6)   | 36 (7)                   | M1            | 0,308 (5)   | 0,0519 (8)   | 0,01211 (17)  | 0,375 (6)   |
| $\gamma_{3,2}(\text{Tl})$ | 344,52 (17)   | 0,70 (14)                | M1            | 0,221 (4)   | 0,0371 (6)   | 0,00866 (13)  | 0,269 (4)   |
| $\gamma_{3,1}(\text{Tl})$ | 383,59 (6)    | 0,014 (7)                | M1 ( + E2)    | 0,10 (7)    | 0,021 (7)    | 0,0050 (15)   | 0,13 (8)    |
| $\gamma_{3,0}(\text{Tl})$ | 649,42 (5)    | 2,3 (3)                  | M1            | 0,0412 (6)  | 0,00681 (10) | 0,001585 (23) | 0,0501 (7)  |



### 3 Atomic Data

#### 3.1 Tl

|                  |   |       |      |
|------------------|---|-------|------|
| $\omega_K$       | : | 0,963 | (4)  |
| $\bar{\omega}_L$ | : | 0,367 | (15) |
| $n_{KL}$         | : | 0,812 | (5)  |

##### 3.1.1 X Radiations

|              | Energy<br>keV     | Relative<br>probability |
|--------------|-------------------|-------------------------|
| $X_K$        |                   |                         |
| $K\alpha_2$  | 70,8325           | 59,24                   |
| $K\alpha_1$  | 72,8725           | 100                     |
| $K\beta_3$   | 82,118            | }                       |
| $K\beta_1$   | 82,577            | }                       |
| $K\beta_5''$ | 83,115            | }                       |
|              |                   | 34                      |
| $K\beta_2$   | 84,838            | }                       |
| $K\beta_4$   | 85,134            | }                       |
| $KO_{2,3}$   | 85,444            | }                       |
|              |                   | 10,1                    |
| $X_L$        |                   |                         |
| $L\ell$      | 8,9531            |                         |
| $L\alpha$    | 10,1718 – 10,2679 |                         |
| $L\eta$      | 10,9942           |                         |
| $L\beta$     | 11,8117 – 12,9566 |                         |
| $L\gamma$    | 13,8528 – 14,7362 |                         |

##### 3.1.2 Auger Electrons

|         | Energy<br>keV   | Relative<br>probability |
|---------|-----------------|-------------------------|
| Auger K |                 |                         |
| KLL     | 54,587 – 59,954 | 100                     |
| KLX     | 66,37 – 72,86   | 55,4                    |
| KXY     | 78,12 – 85,50   | 7,67                    |
| Auger L | 5,25 – 15,32    |                         |

## 4 Electron Emissions

|                     |      | Energy<br>keV     | Electrons<br>per 100 disint. |
|---------------------|------|-------------------|------------------------------|
| e <sub>AL</sub>     | (Tl) | 5,25 - 15,32      | 5,1 (4)                      |
| e <sub>AK</sub>     | (Tl) |                   | 0,30 (7)                     |
|                     | KLL  | 54,587 - 59,954   | }                            |
|                     | KLX  | 66,37 - 72,86     | }                            |
|                     | KXY  | 78,12 - 85,50     | }                            |
| ec <sub>2,0</sub> K | (Tl) | 219,366 (6)       | 8,0 (15)                     |
| ec <sub>3,2</sub> K | (Tl) | 258,99 (17)       | 0,122 (24)                   |
| ec <sub>2,0</sub> L | (Tl) | 289,549 - 292,238 | 1,35 (26)                    |
| ec <sub>2,0</sub> M | (Tl) | 301,192 - 302,507 | 0,31 (6)                     |
| ec <sub>2,0</sub> N | (Tl) | 304,050 - 304,777 | 0,080 (15)                   |
| ec <sub>3,0</sub> K | (Tl) | 563,89 (5)        | 0,0906 (18)                  |
| $\beta_{0,3}^-$     | max: | 659 (20)          | 3,0 (4)                      |
| $\beta_{0,3}^-$     | avg: | 203 (7)           |                              |
| $\beta_{0,2}^-$     | max: | 1003 (20)         | 35 (7)                       |
| $\beta_{0,2}^-$     | avg: | 330 (8)           |                              |
| $\beta_{0,0}^-$     | max: | 1308 (20)         | 62 (7)                       |
| $\beta_{0,0}^-$     | avg: | 450 (8)           |                              |

## 5 Photon Emissions

### 5.1 X-Ray Emissions

|                |      | Energy<br>keV    | Photons<br>per 100 disint. |                |
|----------------|------|------------------|----------------------------|----------------|
| XL             | (Tl) | 8,9531 — 14,7362 | 2,9 (4)                    |                |
| XK $\alpha_2$  | (Tl) | 70,8325          | 2,3 (5)                    | } K $\alpha$   |
| XK $\alpha_1$  | (Tl) | 72,8725          | 3,9 (8)                    |                |
| XK $\beta_3$   | (Tl) | 82,118           | }                          | } K' $\beta_1$ |
| XK $\beta_1$   | (Tl) | 82,577           | }                          |                |
| XK $\beta_5''$ | (Tl) | 83,115           | }                          |                |
| XK $\beta_2$   | (Tl) | 84,838           | }                          | } K' $\beta_2$ |
| XK $\beta_4$   | (Tl) | 85,134           | }                          |                |
| XKO $_{2,3}$   | (Tl) | 85,444           | }                          |                |

### 5.2 Gamma Emissions

|                     | Energy<br>keV | Photons<br>per 100 disint. |
|---------------------|---------------|----------------------------|
| $\gamma_{1,0}$ (Tl) | 265,832 (5)   | 0,012 (6)                  |
| $\gamma_{2,0}$ (Tl) | 304,896 (6)   | 26 (5)                     |
| $\gamma_{3,2}$ (Tl) | 344,52 (17)   | 0,55 (11)                  |
| $\gamma_{3,1}$ (Tl) | 383,59 (6)    | 0,012 (6)                  |
| $\gamma_{3,0}$ (Tl) | 649,42 (5)    | 2,2 (3)                    |

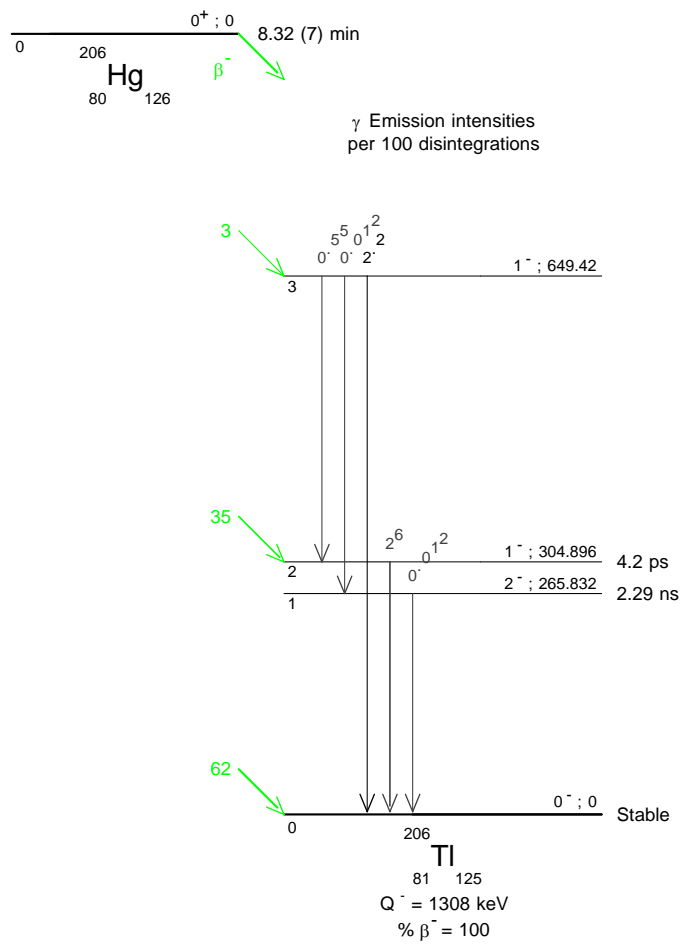
## 6 Main Production Modes

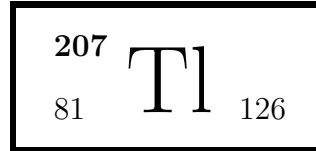
Pb – 210( $\alpha$ )Hg – 206  
 Hg – 204(t,p)Hg – 206  
 Pb – 208(p,3p)Hg – 206

## 7 References

- M. NURMIA, P. KAURANEN, M. KARRAS, A. SIIVOLA, A. ISOLA, G. GRAEFFE, A. LYYJYEN. Nature 190 (1961) 427  
(Half-life)
- G. K. WOLF. Nucl. Phys. A116 (1968) 387  
(Half-life, gamma-ray energy and emission probabilities)
- R. C. LANGE, G. R. HAGEE, A. R. CAMPBELL. Nucl. Phys. A133 (1969) 273  
(Gamma-ray energy and emission probabilities)
- G. ASTNER, G. K. WOLF. Nucl. Phys. A147 (1970) 481  
(Gamma-ray energy and emission probabilities)

- R. C. LANGE, G. R. HAGEE, A. R. CAMPBELL. Priv. Comm. (1971)  
(Gamma-ray energy and emission probabilities)
- D. G. TUGGLE. Report LBL-4460 PhD Thesis Univ. California (1976)  
(Gamma-ray energy and emission probabilities)
- F. P. LARKINS. At. Data Nucl. Data Tables 20 (1977) 311  
(K Auger electron energies)
- M. U. RAJPUT, T. D. MACMAHON. Nucl. Instrum. Methods Phys. Res. A312 (1992) 289  
(Evaluation techniques)
- S. I. KAFALA, T. D. MACMAHON, P. W. GRAY. Nucl. Instrum. Methods Phys. Res. A339 (1994) 151  
(Evaluation techniques)
- E. SCHÖNFELD, H. JANSSEN. Nucl. Instrum. Methods Phys. Res. A369 (1996) 527  
(K-shell fluorescence yields)
- B. SINGH, J. L. RODRIGUEZ, S. S. M. WONG, J. K. TULL. Nucl. Data Sheets 84 (1998) 487  
(log ft values)
- E. SCHÖNFELD, G. RODLOFF. Report PTB-6.11-98-1 Braunschweig (1998)  
(K Auger electron energies)
- E. SCHÖNFELD, G. RODLOFF. Report PTB-6.11-1999-1 Braunschweig (1999)  
(K X-ray energies and relative emission probabilities)
- E. BROWNE. Nucl. Data Sheets 88 (1999) 29  
(Nuclear levels)
- E. SCHÖNFELD, H. JANSEN. Appl. Radiat. Isot. 52 (2000) 595  
(EMISSION program and X-ray and Auger electron emission probabilities and energies)
- I. M. BAND, M. B. TRZHASKOVSKAYA, C. W. NESTOR JR., P. O. TIKKANEN, S. RAMAN. At. Data Nucl. Data Tables 81 (2002) 1  
(ICCs)
- G. AUDI, A. H. WAPSTRA, C. THIBAUT. Nucl. Phys. A729 (2003) 337  
(Q value)
- R. D. DESLATTES, E. G. KESSLER JR., P. INDELICATO, L. DE BILLY, E. LINDROTH, J. ANTON. Rev. Mod. Phys. 75 (2003) 35  
(K and L X-ray energies)
- T. D. MACMAHON, A. PEARCE, P. HARRIS. Appl. Radiat. Isot. 60 (2004) 275  
(Evaluation techniques)
- T. KIBEDI, T. W. BURROWS, M. B. TRZHASKOVSKAYA, P. M. DAVIDSON, C. W. NESTOR JR.. Nucl. Instrum. Methods Phys. Res. A589 (2008) 202  
(Theoretical ICCs)
- F. G. KONDEV. Nucl. Data Sheets 109 (2008) 1527  
(Nuclear levels)
- C. DULIEU, M. M. BÉ, V. CHISTÉ. Proc. Int. Conf. on Nuclear Data for Science and Technology, Nice, France, 22-27 April 2007 (2008) 97  
(SAISINUC software)





## 1 Decay Scheme

Tl-207 decays 100% by beta minus emission to the ground state and two excited levels in Pb-207.  
*Le thallium 207 se désintègre par émission bêta moins vers deux niveaux excités et le niveau fondamental du plomb 207.*

## 2 Nuclear Data

$$T_{1/2}({}^{207}\text{Tl}) : 4,774 \quad (12) \quad \text{min}$$

$$Q^{-}({}^{207}\text{Tl}) : 1418 \quad (5) \quad \text{keV}$$

### 2.1 $\beta^{-}$ Transitions

|                   | Energy<br>keV | Probability<br>$\times 100$ | Nature                   | lg <i>ft</i> |
|-------------------|---------------|-----------------------------|--------------------------|--------------|
| $\beta_{0,2}^{-}$ | 520 (5)       | 0,271 (10)                  | 1st forbidden non-unique | 6,15         |
| $\beta_{0,1}^{-}$ | 848 (5)       | < 0,00008                   | 1st forbidden unique     | > 10,8       |
| $\beta_{0,0}^{-}$ | 1418 (5)      | 99,729 (10)                 | 1st forbidden non-unique | 5,11         |

### 2.2 Gamma Transitions and Internal Conversion Coefficients

|                           | Energy<br>keV | $P_{\gamma+ce}$<br>$\times 100$ | Multipolarity | $\alpha_K$   | $\alpha_L$  | $\alpha_M$    | $\alpha_T$ |
|---------------------------|---------------|---------------------------------|---------------|--------------|-------------|---------------|------------|
| $\gamma_{2,1}(\text{Pb})$ | 328,10 (12)   | 0,00189 (19)                    | [M1]          | 0,273 (4)    | 0,0466 (7)  | 0,01090 (16)  | 0,334 (5)  |
| $\gamma_{1,0}(\text{Pb})$ | 569,698 (2)   | 0,00189 (19)                    | E2            | 0,01584 (23) | 0,00439 (7) | 0,001081 (16) | 0,0216 (3) |
| $\gamma_{2,0}(\text{Pb})$ | 897,77 (12)   | 0,269 (9)                       | M1 + 0,8% E2  | 0,0192 (3)   | 0,00318 (5) | 0,000741 (11) | 0,0233 (4) |

### 3 Atomic Data

#### 3.1 Pb

$$\begin{aligned}\omega_K &: 0,963 \quad (4) \\ \bar{\omega}_L &: 0,379 \quad (15) \\ n_{KL} &: 0,811 \quad (5)\end{aligned}$$

##### 3.1.1 X Radiations

|                | Energy<br>keV     | Relative<br>probability |
|----------------|-------------------|-------------------------|
| X <sub>K</sub> |                   |                         |
| K $\alpha_2$   | 72,8049           | 59,5                    |
| K $\alpha_1$   | 74,97             | 100                     |
| K $\beta_3$    | 84,451            | }                       |
| K $\beta_1$    | 84,937            | }                       |
| K $\beta_5''$  | 85,47             | }                       |
|                |                   | 34,2                    |
| K $\beta_2$    | 87,238            | }                       |
| K $\beta_4$    | 87,58             | }                       |
| K $O_{2,3}$    | 87,911            | }                       |
|                |                   | 10,3                    |
| X <sub>L</sub> |                   |                         |
| L $\ell$       | 9,186             |                         |
| L $\alpha$     | 10,4495 – 10,5512 |                         |
| L $\eta$       | 11,3495           |                         |
| L $\beta$      | 12,1443 – 13,3763 |                         |
| L $\gamma$     | 14,3078 – 15,2169 |                         |

##### 3.1.2 Auger Electrons

|         | Energy<br>keV   | Relative<br>probability |
|---------|-----------------|-------------------------|
| Auger K |                 |                         |
| KLL     | 56,028 – 61,669 | 100                     |
| KLX     | 68,181 – 74,969 | 55,8                    |
| KXY     | 80,3 – 88,0     | 7,78                    |
| Auger L | 5,33 – 15,82    |                         |

## 4 Electron Emissions

|                 |      | Energy<br>keV   | Electrons<br>per 100 disint. |
|-----------------|------|-----------------|------------------------------|
| e <sub>AL</sub> | (Pb) | 5,33 - 15,82    | 0,00333 (6)                  |
| e <sub>AK</sub> | (Pb) |                 | 0,000202 (23)                |
|                 | KLL  | 56,028 - 61,669 | }                            |
|                 | KLX  | 68,181 - 74,969 | }                            |
|                 | KXY  | 80,3 - 88,0     | }                            |
| $\beta_{0,2}^-$ | max: | 520 (5)         | 0,271 (10)                   |
| $\beta_{0,2}^-$ | avg: | 155,0 (17)      |                              |
| $\beta_{0,1}^-$ | max: | 848 (5)         | < 0,00008                    |
| $\beta_{0,1}^-$ | avg: | 273,2 (18)      |                              |
| $\beta_{0,0}^-$ | max: | 1418 (5)        | 99,729 (10)                  |
| $\beta_{0,0}^-$ | avg: | 492,5 (21)      |                              |

## 5 Photon Emissions

### 5.1 X-Ray Emissions

|                |      | Energy<br>keV  | Photons<br>per 100 disint.   |
|----------------|------|----------------|------------------------------|
| XL             | (Pb) | 9,186 — 15,217 | 0,00201 (6)                  |
| XK $\alpha_2$  | (Pb) | 72,805         | 0,00154 (6) } K $\alpha$     |
| XK $\alpha_1$  | (Pb) | 74,97          | 0,00258 (10) }               |
| XK $\beta_3$   | (Pb) | 84,451         | }                            |
| XK $\beta_1$   | (Pb) | 84,937         | } 0,00088 (4) K' $\beta_1$   |
| XK $\beta_5''$ | (Pb) | 85,47          | }                            |
| XK $\beta_2$   | (Pb) | 87,238         | }                            |
| XK $\beta_4$   | (Pb) | 87,58          | } 0,000266 (12) K' $\beta_2$ |
| XK $O_{2,3}$   | (Pb) | 87,911         | }                            |



## 5.2 Gamma Emissions

|                           | Energy<br>keV | Photons<br>per 100 disint. |
|---------------------------|---------------|----------------------------|
| $\gamma_{2,1}(\text{Pb})$ | 328,10 (12)   | 0,00142 (14)               |
| $\gamma_{1,0}(\text{Pb})$ | 569,698 (2)   | 0,00185 (19)               |
| $\gamma_{2,0}(\text{Pb})$ | 897,77 (12)   | 0,263 (9)                  |

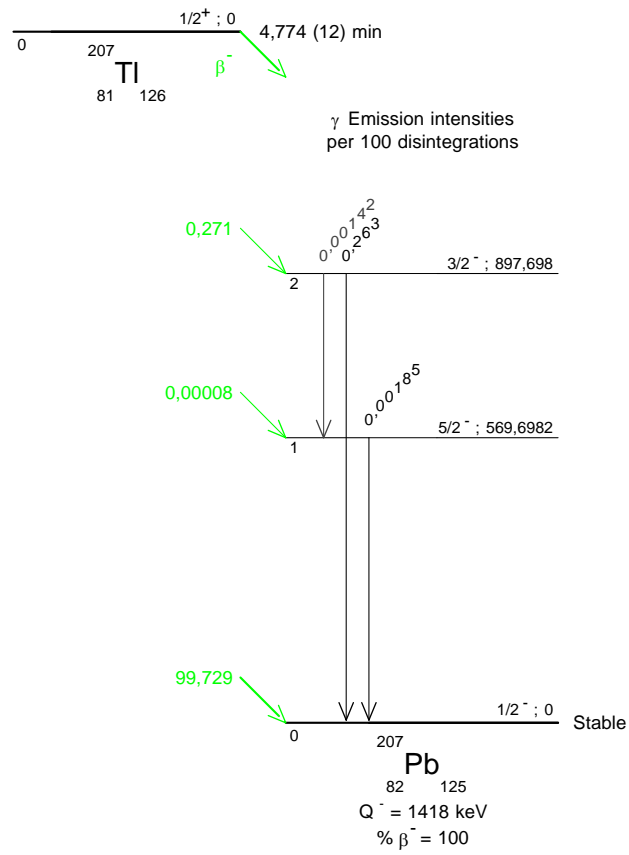
## 6 Main Production Modes

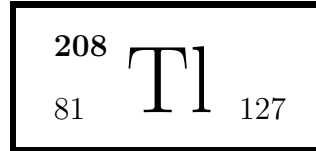
Bi – 211( $\alpha$ )Tl – 207

## 7 References

- M. CURIE, A. DEBIERNE, A. S. EVE, H. GEIGER, O. HAHN, S. C. LIND, S. MEYER, E. RUTHERFORD, E. SCHWEIDLER. Rev. Mod. Phys. 3 (1931) 427  
(Half-life)
- K. FAJANS, A. F. VOIGT. Phys. Rev. 58 (1940) 177  
(Half-life)
- H. D. EVANS. Proc. Phys. Soc. (London) 63A (1950) 575  
(Measured energies and probabilities of beta-transitions)
- B. W. SARGENT, L. YAFFE, A. P. GRAY. Can. J. Phys. 31 (1953) 235  
(Half-life)
- S. CUPERMAN. Nucl. Phys. 28 (1961) 84  
(Measured energies and probabilities of beta-transitions)
- P. R. CHRISTENSEN, O. B. NIELSEN, H. NORDBY. Phys. Letters 4 (1963) 318  
(Measured energies and probabilities of beta-transitions)
- W. F. DAVIDSON, C. R. COTHERN, R. D. CONNOR. Can. J. Phys. 45 (1967) 2295  
(Measured energies and probabilities of beta-transitions)
- J. M. TRISCHUK, E. KANKELEIT. Nucl. Phys. A90 (1967) 33  
(Half-life, measured energies and probabilities of beta-transitions)
- C. BRIANCON, C. F. LEANG, R. WALLEN. Comp. Rend. Acad. Sci. (Paris) 266B (1968) 1533  
(Measured energies and probabilities of gamma-transitions)
- H. V. KLAPDOR, P. VON BRENTANO, E. GROSSE, K. HABERKANT. Nucl. Phys. A152 (1970) 263  
(Measured energies and probabilities of gamma- and beta-transitions and ICCs)
- N. B. GOVE, M. J. MARTIN. Nucl. Data Tables A10 (1971) 205  
(Log ft values)
- O. HAUSSER, F. C. KHANNA, D. WARD. Nucl. Phys. A194 (1972) 113  
(Multipolarity and mixing ratio)
- C. BARGHOLTZ, L. ERIKSSON, L. GIDEFELDT. Phys. Scr. 7 (1973) 254  
(Multipolarity and mixing ratio)
- O. HAUSSER, D. B. FOSSAN, A. OLIN, D. WARD, W. WITTHUHN, R. E. WARNER. Nucl. Phys. A225 (1974) 425  
(Measured energies and probabilities of gamma-transitions)
- F. T. AVIGNONE III, T. A. GIRARD. Phys. Rev. C13 (1976) 2067  
(Multipolarity and mixing ratio)
- F. P. LARKINS. At. Data Nucl. Data Tables 20 (1977) 311  
(Auger electron energies)
- M. M. HINDI, E. G. ADELBERGER, S. E. KELLOGG, T. MURAKAMI. Phys. Rev. C38 (1988) 1370  
(Measured energies and probabilities of gamma- and beta-transitions, B(M1), experimental ICCs)
- A. ARTNA-COHEEN. Nucl. Data Sheets 63 (1991) 79  
(Evaluation and gamma-ray normalisation factor)

- E. SCHÖNFELD, H. JANSSEN. Nucl. Instrum. Methods Phys. Res. A369 (1996) 527  
(Evaluation of K-shell fluorescence yields and X-ray emission probabilities)
- E. SCHÖNFELD, G. RODLOFF. Report PTB-6.11-98-1, Braunschweig (1998)  
(Auger electron energies)
- E. SCHÖNFELD, G. RODLOFF. Report PTB-6.11-1999-1, Braunschweig (1999)  
(X-ray energies and emission probabilities)
- E. SCHÖNFELD, H. JANSEN. Appl. Radiat. Isot. 52 (2000) 595  
(X-ray and Auger electron emission probabilities)
- R. G. HELMER, C. VAN DER LEUN. Nucl. Instrum. Methods Phys. Res. A450 (2000) 35  
(Evaluated energies and probabilities of gamma-transitions)
- R. D. DESLATTES, E. G. KESSLER JR., P. INDELICATO, L. DE BILLY, E. LINDROTH, J. ANTON. Rev. Mod. Phys. 75 (2003) 35  
(Evaluated X-ray transition energies)
- G. AUDI, A. H. WAPSTRA, C. THIBAUT. Nucl. Phys. A729 (2003) 337  
(Q value)
- T. KIBEDI, T. W. BURROWS, M. B. TRZHASKOVSKAYA, P. M. DAVIDSON, C. W. NESTOR JR.. Nucl. Instrum. Methods Phys. Res. A589 (2008) 202  
(Theoretical ICC)
- C. DULIEU, M. M. BÉ, V. CHISTÉ. Proc. Int. Conf. on Nuclear Data for Science and Technology, Nice, France, 22-27 April 2007 (2008) 97  
(SAISINUC Software and atomic data)
- F. G. KONDEV, S. LALKOVSKI. Nucl. Data Sheets 112 (2011) 707  
(Nuclear levels)





## 1 Decay Scheme

Tl-208 ground state ( $J^\pi = 5^+$ ) decays by beta minus emission to various excited levels of Pb-208.  
*Le thallium 208 se désintègre par émission bêta moins vers les niveaux excités du plomb 208.*

## 2 Nuclear Data

$$T_{1/2}({}^{208}\text{Tl}) : 3,058 \quad (6) \quad \text{min}$$

$$Q^-({}^{208}\text{Tl}) : 4999,0 \quad (17) \quad \text{keV}$$

### 2.1 $\beta^-$ Transitions

|                  | Energy<br>keV | Probability<br>$\times 100$ | Nature                   | lg $ft$ |
|------------------|---------------|-----------------------------|--------------------------|---------|
| $\beta_{0,23}^-$ | 518,3 (17)    | 0,052 (5)                   | 1st forbidden non-unique | 6,67    |
| $\beta_{0,21}^-$ | 615,7 (17)    | 0,017 (5)                   | 1st forbidden non-unique | 7,41    |
| $\beta_{0,20}^-$ | 640,3 (17)    | 0,045 (4)                   | 1st forbidden non-unique | 7,04    |
| $\beta_{0,19}^-$ | 675,1 (17)    | 0,005 (2)                   | allowed                  | 8,1     |
| $\beta_{0,18}^-$ | 702,4 (17)    | 0,102 (11)                  | 1st forbidden non-unique | 6,82    |
| $\beta_{0,17}^-$ | 737,1 (17)    | 0,002 (1)                   | 1st forbidden non-unique | 8,6     |
| $\beta_{0,13}^-$ | 818,6 (17)    | 0,231 (9)                   | 1st forbidden non-unique | 6,7     |
| $\beta_{0,12}^-$ | 873,7 (17)    | 0,174 (9)                   | 1st forbidden non-unique | 6,92    |
| $\beta_{0,8}^-$  | 1003,6 (17)   | 0,007 (3)                   | 1st forbidden non-unique | 8,5     |
| $\beta_{0,7}^-$  | 1037,8 (17)   | 3,17 (4)                    | 1st forbidden non-unique | 5,92    |
| $\beta_{0,6}^-$  | 1052,4 (17)   | 0,048 (3)                   | 1st forbidden non-unique | 7,76    |
| $\beta_{0,5}^-$  | 1079,0 (17)   | 0,63 (4)                    | 1st forbidden non-unique | 6,68    |
| $\beta_{0,4}^-$  | 1290,5 (17)   | 24,1 (2)                    | 1st forbidden non-unique | 5,38    |
| $\beta_{0,3}^-$  | 1523,9 (17)   | 22,1 (5)                    | 1st forbidden non-unique | 5,69    |
| $\beta_{0,2}^-$  | 1801,3 (17)   | 49,2 (6)                    | 1st forbidden non-unique | 5,61    |

## 2.2 Gamma Transitions and Internal Conversion Coefficients

|                        | Energy<br>keV | $P_{\gamma+ce}$<br>$\times 100$ | Multipolarity | $\alpha_K$    | $\alpha_L$    | $\alpha_M$     | $\alpha_T$   | $\alpha_\pi$<br>( $10^{-4}$ ) |
|------------------------|---------------|---------------------------------|---------------|---------------|---------------|----------------|--------------|-------------------------------|
| $\gamma_{5,4}$ (Pb)    | 211,52 (2)    | 0,38 (2)                        | M1+3%E2       | 0,890 (14)    | 0,1570 (22)   | 0,0369 (6)     | 1,096 (17)   |                               |
| $\gamma_{4,3}$ (Pb)    | 233,37 (2)    | 0,51 (2)                        | [M1+33%E2]    | 0,51 (3)      | 0,1136 (18)   | 0,0275 (4)     | 0,66 (3)     |                               |
| $\gamma_{7,4}$ (Pb)    | 252,71 (2)    | 1,26 (3)                        | [M1+14%E2]    | 0,495 (14)    | 0,0926 (14)   | 0,0220 (4)     | 0,616 (15)   |                               |
| $\gamma_{3,2}$ (Pb)    | 277,37 (2)    | 10,1 (5)                        | [M1+0,04%E2]  | 0,432 (6)     | 0,0739 (11)   | 0,01730 (25)   | 0,529 (8)    |                               |
| $\gamma_{7,3}$ (Pb)    | 486,08 (2)    | 0,055 (4)                       | [M1]          | 0,0954 (14)   | 0,01608 (23)  | 0,00376 (6)    | 0,1164 (17)  |                               |
| $\gamma_{4,2}$ (Pb)    | 510,74 (2)    | 24,8 (2)                        | [M1+0,25%E2]  | 0,0835 (13)   | 0,01406 (21)  | 0,00329 (5)    | 0,1019 (16)  |                               |
| $\gamma_{2,1}$ (Pb)    | 583,187 (2)   | 86,7 (3)                        | E2            | 0,01509 (22)  | 0,00410 (6)   | 0,001009 (15)  | 0,0205 (3)   |                               |
| $\gamma_{18,4}$ (Pb)   | 588,109 (18)  | 0,06 (1)                        | [M1]          | 0,0577 (8)    | 0,00968 (14)  | 0,00226 (4)    | 0,0704 (10)  |                               |
| $\gamma_{12,3}$ (Pb)   | 650,27 (2)    | 0,043 (5)                       | [M1]          | 0,0444 (7)    | 0,00742 (11)  | 0,001733 (25)  | 0,0541 (8)   |                               |
| $\gamma_{13,3}$ (Pb)   | 705,34 (2)    | 0,023 (4)                       | [M1]          | 0,0360 (5)    | 0,00599 (9)   | 0,001399 (20)  | 0,0438 (7)   |                               |
| $\gamma_{5,2}$ (Pb)    | 722,26 (2)    | 0,25 (4)                        | M1+8,8%E2     | 0,0317 (6)    | 0,00534 (10)  | 0,001248 (22)  | 0,0387 (7)   |                               |
| $\gamma_{6,2}$ (Pb)    | 748,87 (2)    | 0,048 (3)                       | [M1]          | 0,0308 (5)    | 0,00512 (8)   | 0,001196 (17)  | 0,0375 (6)   |                               |
| $\gamma_{7,2}$ (Pb)    | 763,45 (2)    | 1,86 (2)                        | [M1+1,0%E2]   | 0,0291 (4)    | 0,00484 (7)   | 0,001130 (16)  | 0,0354 (5)   |                               |
| $\gamma_{(-1,1)}$ (Pb) | 808,32 (13)   | 0,030 (7)                       |               |               |               |                |              |                               |
| $\gamma_{18,3}$ (Pb)   | 821,48 (2)    | 0,042 (4)                       | M1            | 0,0242 (4)    | 0,00402 (6)   | 0,000939 (14)  | 0,0295 (5)   |                               |
| $\gamma_{(-1,2)}$ (Pb) | 835,90 (11)   | 0,076 (11)                      |               |               |               |                |              |                               |
| $\gamma_{3,1}$ (Pb)    | 860,53 (2)    | 12,7 (1)                        | [M1+0,02%E2]  | 0,0215 (3)    | 0,00356 (5)   | 0,000831 (12)  | 0,0262 (4)   |                               |
| $\gamma_{20,3}$ (Pb)   | 883,59 (2)    | 0,032 (3)                       | [M1]          | 0,0201 (3)    | 0,00333 (5)   | 0,000776 (11)  | 0,0244 (4)   |                               |
| $\gamma_{12,2}$ (Pb)   | 927,64 (2)    | 0,131 (7)                       | [M1]          | 0,01774 (25)  | 0,00293 (5)   | 0,000684 (10)  | 0,0216 (3)   |                               |
| $\gamma_{13,2}$ (Pb)   | 982,70 (2)    | 0,208 (8)                       | [M1]          | 0,01530 (22)  | 0,00253 (4)   | 0,000589 (9)   | 0,0186 (3)   |                               |
| $\gamma_{4,1}$ (Pb)    | 1093,90 (2)   | 0,44 (1)                        | E2            | 0,00449 (7)   | 0,000844 (12) | 0,000200 (3)   | 0,00560 (8)  |                               |
| $\gamma_{19,2}$ (Pb)   | 1126,24 (2)   | 0,005 (2)                       | E1            | 0,001691 (24) | 0,000256 (4)  | 0,0000590 (9)  | 0,00203 (3)  | 0,0206 (3)                    |
| $\gamma_{20,2}$ (Pb)   | 1160,96 (2)   | 0,011 (3)                       | [M1]          | 0,01000 (14)  | 0,001641 (23) | 0,000382 (6)   | 0,01214 (17) | 0,0259 (4)                    |
| $\gamma_{21,2}$ (Pb)   | 1185,57 (2)   | 0,017 (5)                       | [M1]          | 0,00947 (14)  | 0,001555 (22) | 0,000362 (5)   | 0,01151 (17) | 0,0501 (7)                    |
| $\gamma_{23,2}$ (Pb)   | 1283,04 (2)   | 0,052 (5)                       | [M1]          | 0,00775 (11)  | 0,001269 (18) | 0,000295 (5)   | 0,00943 (14) | 0,232 (4)                     |
| $\gamma_{8,1}$ (Pb)    | 1380,89 (2)   | 0,007 (3)                       | [M1]          | 0,00643 (9)   | 0,001050 (15) | 0,000245 (4)   | 0,00785 (11) | 0,546 (8)                     |
| $\gamma_{17,1}$ (Pb)   | 1647,32 (2)   | 0,002 (1)                       | [M1]          | 0,00411 (6)   | 0,000669 (10) | 0,0001556 (22) | 0,00518 (8)  | 1,94 (3)                      |
| $\gamma_{20,12}$ (Pb)  | 1744,12 (2)   | 0,002 (1)                       | [M1]          | 0,00356 (5)   | 0,000578 (8)  | 0,0001344 (19) | 0,00457 (7)  | 2,55 (4)                      |
| $\gamma_{1,0}$ (Pb)    | 2614,511 (10) | 100                             | E3            | 0,001708 (24) | 0,000292 (4)  | 0,0000685 (10) | 0,00246 (4)  | 3,71 (6)                      |

## 2.3 Pb

|                  |   |       |      |
|------------------|---|-------|------|
| $\omega_K$       | : | 0,963 | (4)  |
| $\bar{\omega}_L$ | : | 0,379 | (15) |
| $n_{KL}$         | : | 0,811 | (5)  |

### 2.3.1 X Radiations

|                | Energy<br>keV | Relative<br>probability |      |
|----------------|---------------|-------------------------|------|
| X <sub>K</sub> | K $\alpha_2$  | 72,8049                 | 59,4 |
|                | K $\alpha_1$  | 74,97                   | 100  |
|                | K $\beta_3$   | 84,451                  | }    |
|                | K $\beta_1$   | 84,937                  | }    |
|                | K $\beta_5''$ | 85,47                   | }    |
|                |               |                         | 34,2 |

|                | Energy<br>keV     | Relative<br>probability |
|----------------|-------------------|-------------------------|
| X <sub>L</sub> | K $\beta_2$       | 87,238                  |
|                | K $\beta_4$       | 87,58                   |
|                | KO <sub>2,3</sub> | 87,911                  |
|                | L $\ell$          | 9,184                   |
|                | L $\alpha$        | 10,45 – 10,551          |
|                | L $\eta$          | 11,349                  |
|                | L $\beta$         | 12,142 – 13,015         |
|                | L $\gamma$        | 14,765 – 15,216         |
|                |                   |                         |

### 2.3.2 Auger Electrons

|         | Energy<br>keV   | Relative<br>probability |
|---------|-----------------|-------------------------|
| Auger K |                 |                         |
| KLL     | 56,028 – 61,669 | 100                     |
| KLX     | 68,181 – 74,969 | 55,5                    |
| KXY     | 80,3 – 88,0     | 7,7                     |
| Auger L | 5,262 – 10,398  | 2745                    |

## 3 Electron Emissions

|                      | Energy<br>keV        | Electrons<br>per 100 disint. |
|----------------------|----------------------|------------------------------|
| e <sub>AL</sub>      | (Pb) 5,262 - 10,398  | 4,50 (13)                    |
| e <sub>AK</sub>      | (Pb)                 | 0,27 (3)                     |
|                      | KLL 56,028 - 61,669  | }                            |
|                      | KLX 68,181 - 74,969  | }                            |
|                      | KXY 80,3 - 88,0      | }                            |
| ec <sub>3,2</sub> T  | (Pb) 189,36 - 277,37 | 3,50 (16)                    |
| ec <sub>3,2</sub> K  | (Pb) 189,36 (2)      | 2,86 (13)                    |
| ec <sub>3,2</sub> L  | (Pb) 261,51 - 264,33 | 0,49 (2)                     |
| ec <sub>3,2</sub> M+ | (Pb) 273,52 - 277,37 | 0,15 (1)                     |
| ec <sub>4,2</sub> T  | (Pb) 422,73 - 510,74 | 2,30 (2)                     |
| ec <sub>4,2</sub> K  | (Pb) 422,73 (2)      | 1,88 (2)                     |
| ec <sub>4,2</sub> L  | (Pb) 494,88 - 497,70 | 0,32                         |
| ec <sub>2,1</sub> T  | (Pb) 495,18 - 583,19 | 1,70 (1)                     |
| ec <sub>2,1</sub> K  | (Pb) 495,18 (2)      | 1,25 (1)                     |
| ec <sub>4,2</sub> M+ | (Pb) 506,89 - 510,74 | 0,098                        |

|                      |      | Energy<br>keV     | Electrons<br>per 100 disint. |
|----------------------|------|-------------------|------------------------------|
| ec <sub>2,1</sub> L  | (Pb) | 567,33 - 570,15   | 0,34                         |
| ec <sub>2,1</sub> M+ | (Pb) | 579,33 - 583,19   | 0,109                        |
| ec <sub>1,0</sub> α  | (Pb) | 1592,51 (1)       | 0,0369 (6)                   |
| ec <sub>1,0</sub> K  | (Pb) | 2526,51 (1)       | 0,170 (3)                    |
| ec <sub>1,0</sub> L  | (Pb) | 2598,65 - 2601,48 | 0,0291 (4)                   |
| $\beta_{0,23}^-$     | max: | 518,3 (17)        | 0,052 (5)                    |
| $\beta_{0,23}^-$     | avg: | 154,3 (6)         |                              |
| $\beta_{0,21}^-$     | max: | 615,7 (17)        | 0,017 (5)                    |
| $\beta_{0,21}^-$     | avg: | 187,7 (6)         |                              |
| $\beta_{0,20}^-$     | max: | 640,3 (17)        | 0,045 (4)                    |
| $\beta_{0,20}^-$     | avg: | 196,4 (6)         |                              |
| $\beta_{0,19}^-$     | max: | 675,1 (17)        | 0,005 (2)                    |
| $\beta_{0,19}^-$     | avg: | 208,6 (6)         |                              |
| $\beta_{0,18}^-$     | max: | 702,4 (17)        | 0,102 (11)                   |
| $\beta_{0,18}^-$     | avg: | 218,3 (6)         |                              |
| $\beta_{0,17}^-$     | max: | 737,1 (17)        | 0,002 (1)                    |
| $\beta_{0,17}^-$     | avg: | 230,8 (6)         |                              |
| $\beta_{0,13}^-$     | max: | 818,6 (17)        | 0,231 (9)                    |
| $\beta_{0,13}^-$     | avg: | 260,4 (6)         |                              |
| $\beta_{0,12}^-$     | max: | 873,7 (17)        | 0,174 (9)                    |
| $\beta_{0,12}^-$     | avg: | 280,8 (6)         |                              |
| $\beta_{0,8}^-$      | max: | 1003,6 (17)       | 0,007 (3)                    |
| $\beta_{0,8}^-$      | avg: | 329,7 (7)         |                              |
| $\beta_{0,7}^-$      | max: | 1037,8 (17)       | 3,17 (4)                     |
| $\beta_{0,7}^-$      | avg: | 342,8 (7)         |                              |
| $\beta_{0,6}^-$      | max: | 1052,4 (17)       | 0,048 (3)                    |
| $\beta_{0,6}^-$      | avg: | 348,4 (7)         |                              |
| $\beta_{0,5}^-$      | max: | 1079,0 (17)       | 0,63 (4)                     |
| $\beta_{0,5}^-$      | avg: | 358,6 (7)         |                              |
| $\beta_{0,4}^-$      | max: | 1290,5 (17)       | 24,1 (2)                     |
| $\beta_{0,4}^-$      | avg: | 441,5 (7)         |                              |
| $\beta_{0,3}^-$      | max: | 1523,9 (17)       | 22,1 (5)                     |
| $\beta_{0,3}^-$      | avg: | 535,4 (7)         |                              |
| $\beta_{0,2}^-$      | max: | 1801,3 (17)       | 49,2 (6)                     |
| $\beta_{0,2}^-$      | avg: | 649,5 (7)         |                              |

## 4 Photon Emissions

### 4.1 X-Ray Emissions

|                |      | Energy<br>keV  | Photons<br>per 100 disint. |              |
|----------------|------|----------------|----------------------------|--------------|
| XL             | (Pb) | 9,184 — 15,216 | 2,75 (12)                  |              |
| XK $\alpha_2$  | (Pb) | 72,8049        | 2,03 (5)                   | } K $\alpha$ |
| XK $\alpha_1$  | (Pb) | 74,97          | 3,42 (7)                   |              |
| XK $\beta_3$   | (Pb) | 84,451         | }                          | K' $\beta_1$ |
| XK $\beta_1$   | (Pb) | 84,937         | }                          |              |
| XK $\beta_5''$ | (Pb) | 85,47          | }                          |              |
| XK $\beta_2$   | (Pb) | 87,238         | }                          | K' $\beta_2$ |
| XK $\beta_4$   | (Pb) | 87,58          | }                          |              |
| XK $O_{2,3}$   | (Pb) | 87,911         | }                          |              |

### 4.2 Gamma Emissions

|                        | Energy<br>keV | Photons<br>per 100 disint. |  |
|------------------------|---------------|----------------------------|--|
| $\gamma_{5,4}$ (Pb)    | 211,52 (2)    | 0,18 (1)                   |  |
| $\gamma_{4,3}$ (Pb)    | 233,37 (2)    | 0,31 (1)                   |  |
| $\gamma_{7,4}$ (Pb)    | 252,71 (2)    | 0,78 (2)                   |  |
| $\gamma_{3,2}$ (Pb)    | 277,37 (2)    | 6,6 (3)                    |  |
| $\gamma_{7,3}$ (Pb)    | 486,08 (2)    | 0,049 (4)                  |  |
| $\gamma_{4,2}$ (Pb)    | 510,74 (2)    | 22,5 (2)                   |  |
| $\gamma_{2,1}$ (Pb)    | 583,187 (2)   | 85,0 (3)                   |  |
| $\gamma_{18,4}$ (Pb)   | 588,108 (18)  | 0,06 (1)                   |  |
| $\gamma_{12,3}$ (Pb)   | 650,27 (2)    | 0,041 (5)                  |  |
| $\gamma_{13,3}$ (Pb)   | 705,34 (2)    | 0,022 (4)                  |  |
| $\gamma_{5,2}$ (Pb)    | 722,26 (2)    | 0,24 (4)                   |  |
| $\gamma_{6,2}$ (Pb)    | 748,87 (2)    | 0,046 (3)                  |  |
| $\gamma_{7,2}$ (Pb)    | 763,45 (2)    | 1,80 (2)                   |  |
| $\gamma_{(-1,1)}$ (Pb) | 808,32 (13)   | 0,030 (7)                  |  |
| $\gamma_{18,3}$ (Pb)   | 821,48 (2)    | 0,041 (4)                  |  |
| $\gamma_{(-1,2)}$ (Pb) | 835,90 (11)   | 0,076 (11)                 |  |
| $\gamma_{3,1}$ (Pb)    | 860,53 (2)    | 12,4 (1)                   |  |
| $\gamma_{20,3}$ (Pb)   | 883,59 (2)    | 0,031 (3)                  |  |
| $\gamma_{12,2}$ (Pb)   | 927,64 (2)    | 0,128 (7)                  |  |
| $\gamma_{13,2}$ (Pb)   | 982,70 (2)    | 0,204 (8)                  |  |
| $\gamma_{4,1}$ (Pb)    | 1093,90 (2)   | 0,44 (1)                   |  |
| $\gamma_{19,2}$ (Pb)   | 1126,24 (2)   | 0,005 (2)                  |  |
| $\gamma_{20,2}$ (Pb)   | 1160,96 (2)   | 0,011 (3)                  |  |
| $\gamma_{21,2}$ (Pb)   | 1185,57 (2)   | 0,017 (5)                  |  |
| $\gamma_{23,2}$ (Pb)   | 1283,04 (2)   | 0,052 (5)                  |  |



|                             | Energy<br>keV | Photons<br>per 100 disint. |
|-----------------------------|---------------|----------------------------|
| $\gamma_{8,1}(\text{Pb})$   | 1380,89 (2)   | 0,007 (3)                  |
| $\gamma_{17,1}(\text{Pb})$  | 1647,32 (2)   | 0,002 (1)                  |
| $\gamma_{20,12}(\text{Pb})$ | 1744,12 (2)   | 0,002 (1)                  |
| $\gamma_{1,0}(\text{Pb})$   | 2614,511 (10) | 99,755 (4)                 |

## 5 Main Production Modes

Bi – 212( $\alpha$ )Tl – 208

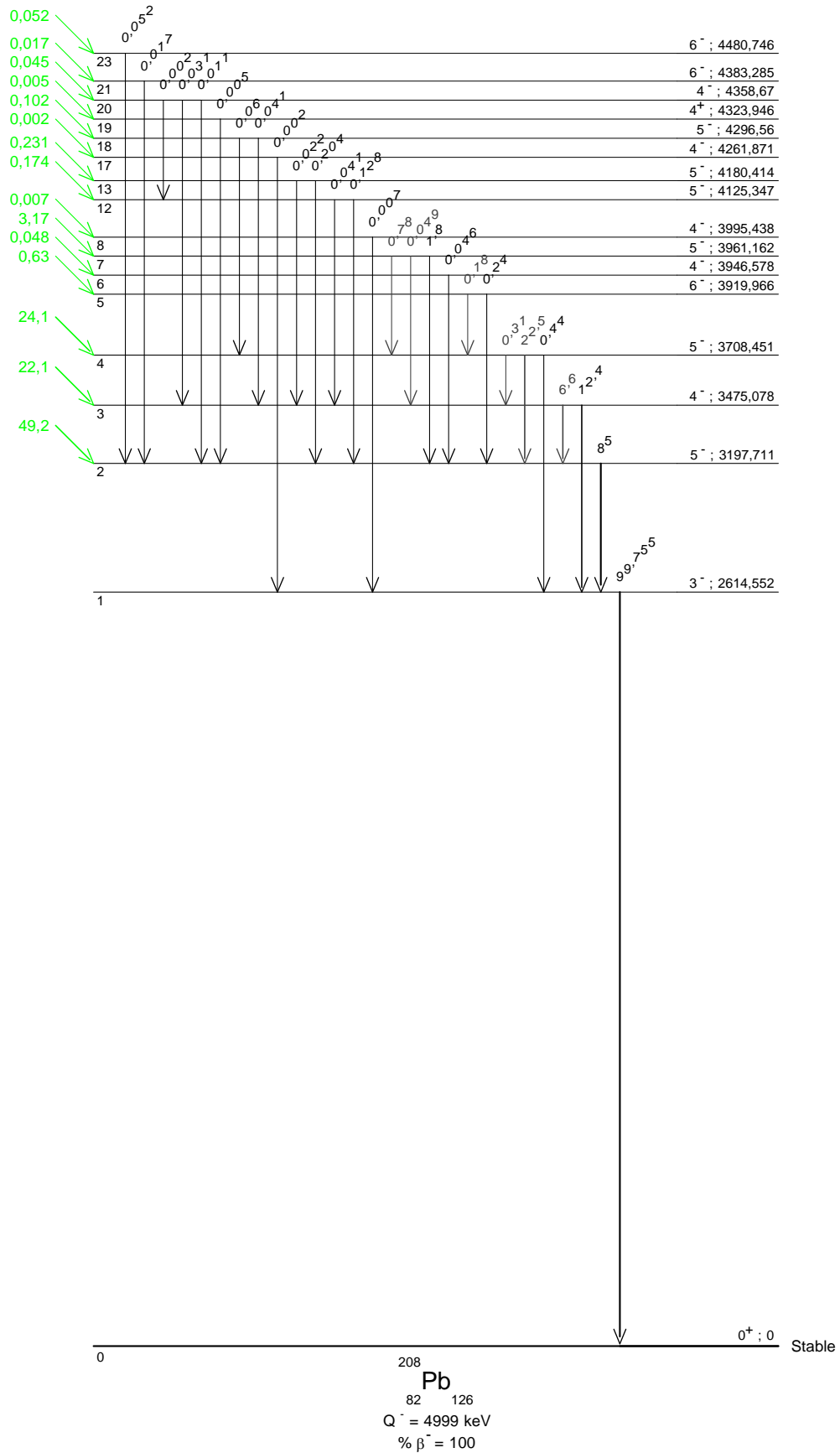
## 6 References

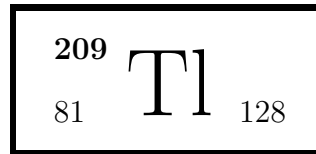
- L.G. ELLIOTT, R.L. GRAHAM, J. WALKER, J.I. WOLFSON. Phys. Rev. 93 (1954) 356  
(K ICC)
- D.L. BAULCH, H.A. DAVID, J.F. DUNCAN. Australian J. Chem. 10 (1957) 85  
(Half-life)
- E.M. KRISIUK, A.G. SERGEEV, G.D. LATYSHEV, K.I. IL'IN, V.I. FADEEV. Sov. Phys. - JETP 6 (1958) 880  
(Multipolarities)
- V.D. VOROB'EV, K.I. IL'IN, T.I. KOL'CHINSKAIA, G.D. LATYSHEV, A.G. SERGEEV, I.U.N. TROFIMOV, V.I. FADEEV. Bull. Acad. Sci. USSR 21 (1958) 956  
(Conv. Elec. emission probabilities)
- G.T. EMERY, W.R. KANE. Phys. Rev. 118 (1960) 755  
(Beta-ray emission probabilities, gamma-ray emission probabilities)
- G. SCHUPP, H. DANIEL, G.W. EAKINS, E.N. JENSEN. Phys. Rev. 120 (1960) 189  
(Beta-ray emission probabilities, gamma-ray emission probabilities)
- L. SIMONS, M. BRENNER, L. KÄLD, K-E. NYSTEN, E. SPRING. Soc. Sci. Fennica Comm. Phys. Math. 26 (1961) part 6  
(Gamma-ray emission probabilities)
- H. DANIEL, G. LÜHRS. Z. Phys. 176 (1963) 30  
(Conv. Elec. emission probabilities, K ICC, Multipolarities)
- H. OSTERTAG, K.H. LAUTERJUNG. Z. Phys. 199 (1967) 25  
(Beta-ray emission probabilities)
- N.O. LASSEN, N. HORNSTRUP. Kgl. Danske Vid. Selskab Mat-Fys. Medd. 36 (1967) No. 4  
(Half-life)
- J.S. LARSEN, B.C. JORGENSEN. Z. Phys. 227 (1969) 65  
(Gamma-ray emission probabilities)
- G. AUBIN, J. BARRETTE, G. LAMOUREUX, S. MONARO. Nucl. Instrum. Methods 76 (1969) 85  
(Gamma-ray emission probabilities)
- A. PAKKANEN, J. KANTELE, P. SUOMINEN. Z. Phys. 218 (1969) 273  
(Gamma-ray emission probabilities)
- V.H. MUNDSCHEK. Radiochim. Acta 14 (1970) 72  
(Half-life)
- R. ACKERHALT, P. ELLERBE, G. HARBOTTLE. Radiochem. Radioanal. Letters 8 (1971) 75  
(Half-life)
- P. JAGAM, D.S. MURTY. Nucl. Phys. A197 (1972) 540  
(Gamma-ray emission probabilities, mixing ratio)
- J. DALMASSO. Report FRNC-TH-441 (1972)  
(Gamma-ray emission probabilities)
- J. DALMASSO, H. MARIA, C. YTHIER. C. R. Acad. Sci. (Paris) 277B (1973) 467  
(Gamma-ray emission probabilities)

- M. KORTELAKHTI, A. PAKKENAN, J. KANTELE. Nucl. Phys. A240 (1975) 87  
(Gamma-ray emission probabilities, mixing ratio)
- F.T. AVIGNONE, S.M. BLANKENSHIP, W.W. TRUE. Phys. Rev. C14 (1976) 267  
(Mixing ratio)
- R.J. GEHRKE, R.G. HELMER, R.C. GREENWOOD. Nucl. Instrum. Methods 147 (1977) 405  
(Gamma-ray emission probabilities)
- F.P. LARKINS. At. Data Nucl. Data Tables 20 (1977) 311  
(Auger electron energies)
- F.T. AVIGNONE, A.G. SCHMIDT. Phys. Rev. C17 (1978) 380  
(Gamma-ray emission probabilities)
- S. SADASIVAN, V.M. RAGHUNATH. Nucl. Instrum. Methods 196 (1982) 561  
(Gamma-ray emission probabilities)
- R. VANINBROUKX, H.H. HANSEN. Int. J. Appl. Radiat. Isot. 34 (1983) 1395  
(Gamma-ray emission probabilities)
- U. SCHÖTZIG, K. DEBERTIN. Int. J. Appl. Radiat. Isot. 34 (1983) 533  
(Gamma-ray emission probabilities)
- R.J. GEHRKE, V.J. NOVICK, J.D. BAKER. Int. J. Appl. Radiat. Isot. 35 (1984) 581  
(Gamma-ray emission probabilities)
- L.I. GOVOR, A.M. DEMIDOV, V.A. KURKIN. Bull. Acad. Sci. USSR 54 (1990) 147  
(Mixing ratio)
- W.-J. LIN, G. HARBOTTLE. J. Radioanal. Nucl. Chem. 157 (1992) 367  
(Gamma-ray emission probabilities)
- O. EL SAMAD, J. DALMASSO, G. BARCI-FUNEL, G. ARDISSON. Radiochim. Acta 62 (1993) 65  
(Gamma-ray emission probabilities)
- E. SCHÖNFELD, H. JANSSEN. Nucl. Instrum. Methods Phys. Res. A369 (1996) 527  
(K-x ray, L-x ray, Auger electrons)
- M. SCHRAMM, K.H. MAIER, M. REJMUND, L.D. WOOD, N. ROY, A. KUHNERT, A. APRAHAMIAN, J. BECKER, M. BRINKMAN, D.J. DECMAN, E.A. HENRY, R. HOFF, D. MANATT, L.G. MANN, R.A. MEYER, W. STOEFFL, G.L. STRUBLE, T.-F. WANG. Phys. Rev. C56 (1997) 1320  
(Nuclear levels, Spin and Parity)
- E. SCHÖNFELD, G. RODLOFF. Report PTB-6.11-98-1 (1998)  
(Auger electrons)
- E. SCHÖNFELD, G. RODLOFF. Report PTB-6.11-1999-1 (1999)  
(K-x ray)
- R.G. HELMER, C. VAN DER LEUN. Nucl. Instrum. Methods Phys. Res. A450 (2000) 35  
(Gamma energy)
- I.M. BAND, M.B. TRZHASKOVSKAYA, C.W. NESTOR JNR., P.O. TIKKANEN, S. RAMAN. At. Data Nucl. Data Tables 81 (2002) 1  
(Theoretical ICC)
- S. RAMAN, C.W. NESTOR JNR., A. ICHIHARA, M.B. TRZHASKOVSKAYA. Phys. Rev. C66 (2002) 044312  
(Theoretical ICC)
- G. AUDI, A.H. WAPSTRA, C. THIBAUT. Nucl. Phys. A729 (2003) 337  
(Q)
- S.I. VASIL'EV, K.YA. GROMOV, A.A. KLIMENKO, ZH.K. SAMATOV, A.A. SMOL'NIKOV, V.I. FOMINYKH, V.G. CHUMIN. Instrum. Expt. Tech. 49 (2006) 34  
(Crossover gammas)
- M.J. MARTIN. Nucl. Data Sheets 108 (2007) 1583  
(Nuclear structure, nuclear level energies)
- T. KIBEDI, T.W. BURROWS, M.B. TRZHASKOVSKAYA, P.M. DAVIDSON, C.W. NESTOR JNR.. Nucl. Instrum. Methods Phys. Res. A589 (2008) 202  
(Theoretical ICC)



γ Emission intensities per 100 disintegrations





## 1 Decay Scheme

Tl-209 decays by 100 % beta minus to Pb-209. The strongest branch of 97.70 (15) % populates the 1/2<sup>-</sup> excited state at 2149.29 keV.

*Le thallium 209 se désintègre par émissions bêta. Le branchement de plus forte intensité peuple le niveau d'énergie 2149 keV du plomb 209.*

## 2 Nuclear Data

|                              |   |       |      |     |
|------------------------------|---|-------|------|-----|
| $T_{1/2}({}^{209}\text{Tl})$ | : | 2,161 | (7)  | min |
| $T_{1/2}({}^{209}\text{Pb})$ | : | 3,277 | (15) | h   |
| $Q^{-}({}^{209}\text{Tl})$   | : | 3976  | (8)  | keV |

### 2.1 $\beta^{-}$ Transitions

|                    | Energy<br>keV | Probability<br>× 100 | Nature               | lg <i>ft</i> |
|--------------------|---------------|----------------------|----------------------|--------------|
| $\beta_{0,10}^{-}$ | 587 (8)       | 0,420 (22)           |                      |              |
| $\beta_{0,9}^{-}$  | 615 (8)       | 0,10 (3)             |                      |              |
| $\beta_{0,8}^{-}$  | 906 (8)       | 0,645 (16)           | 1st forbidden        | 6,3          |
| $\beta_{0,7}^{-}$  | 1071 (8)      | 0,70 (9)             | 1st forbidden        | 6,5          |
| $\beta_{0,6}^{-}$  | 1451 (8)      | 0,070 (15)           | Allowed              | 8            |
| $\beta_{0,5}^{-}$  | 1515 (8)      | 0,031 (16)           | 1st forbidden unique | 9,2          |
| $\beta_{0,4}^{-}$  | 1660 (8)      | 0,32 (11)            | 1st forbidden        | 7,5          |
| $\beta_{0,3}^{-}$  | 1827 (8)      | 97,70 (15)           | 1st forbidden        | 5,2          |
| $\beta_{0,2}^{-}$  | 1944 (8)      | < 0,1                | Allowed              | > 8,3        |

## 2.2 Gamma Transitions and Internal Conversion Coefficients

|                               | Energy<br>keV | $P_{\gamma+ce}$<br>$\times 100$ | Multipolarity | $\alpha_K$   | $\alpha_L$   | $\alpha_M$     | $\alpha_T$   |
|-------------------------------|---------------|---------------------------------|---------------|--------------|--------------|----------------|--------------|
| $\gamma_{3,2}(\text{Pb})$     | 117,22 (8)    | 100                             | E1            | 0,235 (4)    | 0,0455 (7)   | 0,01072 (15)   | 0,295 (5)    |
| $\gamma_{4,2}(\text{Pb})$     | 283,61 (14)   | 0,21 (10)                       | [M1]          | 0,405 (6)    | 0,0692 (10)  | 0,01620 (23)   | 0,495 (7)    |
| $\gamma_{5,3}(\text{Pb})$     | 311,51 (31)   | 0,031 (15)                      | [E2]          | 0,0596 (9)   | 0,0329 (5)   | 0,00842 (13)   | 0,1034 (15)  |
| $\gamma_{6,3}(\text{Pb})$     | 375,50 (22)   | 0,070 (15)                      |               |              |              |                |              |
| $\gamma_{2,1}(\text{Pb})$     | 465,13 (8)    | 100                             | E2            | 0,0242 (4)   | 0,00815 (12) | 0,00204 (3)    | 0,0350 (5)   |
| $\gamma_{(-1,1)}(\text{Pb})$  | 469,7 (3)     | 0,12 (3)                        |               |              |              |                |              |
| $\gamma_{3,1}(\text{Pb})$     | 582,35 (8)    | 0,374 (29)                      | [M2]          | 0,1574 (22)  | 0,0322 (5)   | 0,00774 (11)   | 0,200 (3)    |
| $\gamma_{4,1}(\text{Pb})$     | 748,74 (14)   | 0,080 (21)                      | [E1]          | 0,00356 (5)  | 0,000553 (8) | 0,0001280 (18) | 0,00428 (6)  |
| $\gamma_{7,3}(\text{Pb})$     | 755,85 (26)   | 0,114 (21)                      | [M1]          | 0,0301 (5)   | 0,00500 (7)  | 0,001168 (17)  | 0,0366 (6)   |
| $\gamma_{(-1,2)}(\text{Pb})$  | 860,5 (3)     | 0,26 (4)                        |               |              |              |                |              |
| $\gamma_{7,2}(\text{Pb})$     | 873,07 (26)   | 0,59 (8)                        | [E1]          | 0,00267 (4)  | 0,000410 (6) | 0,0000947 (14) | 0,00320 (5)  |
| $\gamma_{(-1,3)}(\text{Pb})$  | 890,0 (4)     | 0,12 (3)                        |               |              |              |                |              |
| $\gamma_{(-1,4)}(\text{Pb})$  | 902,8 (4)     | 0,10 (2)                        |               |              |              |                |              |
| $\gamma_{8,3}(\text{Pb})$     | 920,43 (14)   | 0,645 (15)                      | [M1]          | 0,0181 (3)   | 0,00299 (5)  | 0,000698 (10)  | 0,0220 (3)   |
| $\gamma_{(-1,5)}(\text{Pb})$  | 970,3         | 0,054 (15)                      |               |              |              |                |              |
| $\gamma_{10,3}(\text{Pb})$    | 1239,67 (14)  | 0,420 (22)                      |               |              |              |                |              |
| $\gamma_{9,2}(\text{Pb})$     | 1329,29 (18)  | 0,10 (3)                        |               |              |              |                |              |
| $\gamma_{1,0}(\text{Pb})$     | 1566,94 (5)   | 100                             | E2            | 0,00234 (4)  | 0,000396 (6) | 0,0000926 (13) | 0,00294 (5)  |
| $\gamma_{(-1,6)}(\text{Pb})$  | 1661,1 (5)    | 0,10 (2)                        |               |              |              |                |              |
| $\gamma_{(-1,7)}(\text{Pb})$  | 1673,2 (4)    | 0,48 (4)                        |               |              |              |                |              |
| $\gamma_{(-1,8)}(\text{Pb})$  | 1781,7 (5)    | 0,04 (2)                        |               |              |              |                |              |
| $\gamma_{(-1,9)}(\text{Pb})$  | 2005,3 (2)    | 0,020 (5)                       |               |              |              |                |              |
| $\gamma_{(-1,10)}(\text{Pb})$ | 2032,1 (5)    | 0,001                           |               |              |              |                |              |
| $\gamma_{3,0}(\text{Pb})$     | 2149,29 (6)   | 0,015 (5)                       | [M4]          | 0,01218 (18) | 0,00237 (4)  | 0,000565 (8)   | 0,01529 (22) |
| $\gamma_{4,0}(\text{Pb})$     | 2315,68 (13)  | 0,0289 (21)                     | [E3]          | 0,00216 (3)  | 0,000380 (6) | 0,0000893 (13) | 0,00292 (4)  |
| $\gamma_{(-1,11)}(\text{Pb})$ | 2548,2        | 0,015 (6)                       |               |              |              |                |              |

## 3 Atomic Data

### 3.1 Pb

|                  |   |            |
|------------------|---|------------|
| $\omega_K$       | : | 0,963 (4)  |
| $\bar{\omega}_L$ | : | 0,379 (15) |
| $n_{KL}$         | : | 0,811 (5)  |

#### 3.1.1 X Radiations

|                | Energy<br>keV | Relative<br>probability |
|----------------|---------------|-------------------------|
| X <sub>K</sub> | K $\alpha_2$  | 72,8049                 |
|                | K $\alpha_1$  | 74,97                   |
|                | K $\beta_3$   | 84,451                  |
|                | K $\beta_1$   | 84,937                  |
|                | K $\beta_5''$ | 85,47                   |
|                |               |                         |

|                | Energy<br>keV     | Relative<br>probability |
|----------------|-------------------|-------------------------|
| X <sub>L</sub> | K $\beta_2$       | 87,238                  |
|                | K $\beta_4$       | 87,58                   |
|                | KO <sub>2,3</sub> | 87,911                  |
|                |                   | } 10,3                  |
|                | L $\ell$          | 9,186                   |
|                | L $\alpha$        | 10,4495 – 10,5512       |
|                | L $\eta$          | 11,3495                 |
|                | L $\beta$         | 12,1443 – 13,3763       |
|                | L $\gamma$        | 14,3078 – 15,2169       |

### 3.1.2 Auger Electrons

|         | Energy<br>keV   | Relative<br>probability |
|---------|-----------------|-------------------------|
| Auger K |                 |                         |
| KLL     | 56,028 – 61,669 | 100                     |
| KLX     | 68,181 – 74,969 | 55,8                    |
| KXY     | 80,3 – 88,0     | 7,78                    |
| Auger L | 5,34 – 15,82    |                         |

## 4 Electron Emissions

|                     | Energy<br>keV        | Electrons<br>per 100 disint. |
|---------------------|----------------------|------------------------------|
| e <sub>AL</sub>     | (Pb) 5,34 - 15,82    | 13,23 (15)                   |
| e <sub>AK</sub>     | (Pb)                 | 0,77 (9)                     |
|                     | KLL 56,028 - 61,669  | }                            |
|                     | KLX 68,181 - 74,969  | }                            |
|                     | KXY 80,3 - 88,0      | }                            |
| ec <sub>3,2</sub> K | (Pb) 29,22 (8)       | 17,51 (48)                   |
| ec <sub>3,2</sub> L | (Pb) 101,36 - 104,18 | 3,39 (9)                     |
| ec <sub>3,2</sub> M | (Pb) 113,37 - 114,74 | 0,799 (20)                   |
| ec <sub>3,2</sub> N | (Pb) 116,33 - 117,08 | 0,200 (5)                    |
| ec <sub>2,1</sub> K | (Pb) 377,13 (8)      | 2,34 (7)                     |
| ec <sub>2,1</sub> L | (Pb) 449,27 - 452,09 | 0,786 (23)                   |

|                     |      | Energy<br>keV   | Electrons<br>per 100 disint. |
|---------------------|------|-----------------|------------------------------|
| ec <sub>2,1</sub> M | (Pb) | 461,28 - 462,65 | 0,197 (6)                    |
| ec <sub>1,0</sub> K | (Pb) | 1478,94 (5)     | 0,2340 (42)                  |
| $\beta_{0,10}^-$    | max: | 587 (8)         | 0,420 (22)                   |
| $\beta_{0,10}^-$    | avg: | 177,8 (28)      |                              |
| $\beta_{0,9}^-$     | max: | 615 (8)         | 0,10 (3)                     |
| $\beta_{0,9}^-$     | avg: | 187,4 (28)      |                              |
| $\beta_{0,8}^-$     | max: | 906 (8)         | 0,645 (16)                   |
| $\beta_{0,8}^-$     | avg: | 292,9 (30)      |                              |
| $\beta_{0,7}^-$     | max: | 1071 (8)        | 0,70 (9)                     |
| $\beta_{0,7}^-$     | avg: | 355,5 (31)      |                              |
| $\beta_{0,6}^-$     | max: | 1451 (8)        | 0,070 (15)                   |
| $\beta_{0,6}^-$     | avg: | 505,9 (33)      |                              |
| $\beta_{0,5}^-$     | max: | 1515 (8)        | 0,031 (16)                   |
| $\beta_{0,5}^-$     | avg: | 518,1 (31)      |                              |
| $\beta_{0,4}^-$     | max: | 1660 (8)        | 0,32 (11)                    |
| $\beta_{0,4}^-$     | avg: | 591,2 (33)      |                              |
| $\beta_{0,3}^-$     | max: | 1827 (8)        | 97,70 (15)                   |
| $\beta_{0,3}^-$     | avg: | 660,0 (34)      |                              |
| $\beta_{0,2}^-$     | max: | 1944 (8)        | < 0,1                        |
| $\beta_{0,2}^-$     | avg: | 709,0 (34)      |                              |

## 5 Photon Emissions

### 5.1 X-Ray Emissions

|                |      | Energy<br>keV   | Photons<br>per 100 disint. |
|----------------|------|-----------------|----------------------------|
| XL             | (Pb) | 9,186 — 15,2169 | 8,04 (14)                  |
| XK $\alpha_2$  | (Pb) | 72,8049         | 5,85 (10)                  |
| XK $\alpha_1$  | (Pb) | 74,97           | 9,84 (16)                  |
| XK $\beta_3$   | (Pb) | 84,451          | }                          |
| XK $\beta_1$   | (Pb) | 84,937          | }                          |
| XK $\beta_5''$ | (Pb) | 85,47           | }                          |
| XK $\beta_2$   | (Pb) | 87,238          | }                          |
| XK $\beta_4$   | (Pb) | 87,58           | }                          |
| XK $O_{2,3}$   | (Pb) | 87,911          | }                          |
|                |      |                 | 3,36 (8)                   |
|                |      |                 | 1,016 (28)                 |

## 5.2 Gamma Emissions

|                               | Energy<br>keV | Photons<br>per 100 disint. |
|-------------------------------|---------------|----------------------------|
| $\gamma_{3,2}(\text{Pb})$     | 117,224 (7)   | 77,22 (27)                 |
| $\gamma_{4,2}(\text{Pb})$     | 284,04 (23)   | 0,14 (7)                   |
| $\gamma_{5,3}(\text{Pb})$     | 311,5 (3)     | 0,028 (14)                 |
| $\gamma_{6,3}(\text{Pb})$     | 375,5 (2)     | 0,070 (15)                 |
| $\gamma_{2,1}(\text{Pb})$     | 465,128 (24)  | 96,62 (5)                  |
| $\gamma_{(-1,1)}(\text{Pb})$  | 469,7 (3)     | 0,12 (3)                   |
| $\gamma_{3,1}(\text{Pb})$     | 582,4 (2)     | 0,312 (24)                 |
| $\gamma_{4,1}(\text{Pb})$     | 748,3 (2)     | 0,080 (21)                 |
| $\gamma_{7,3}(\text{Pb})$     | 755,6 (3)     | 0,11 (2)                   |
| $\gamma_{(-1,2)}(\text{Pb})$  | 860,5 (3)     | 0,26 (4)                   |
| $\gamma_{7,2}(\text{Pb})$     | 873,5 (4)     | 0,59 (8)                   |
| $\gamma_{(-1,3)}(\text{Pb})$  | 890,0 (4)     | 0,12 (3)                   |
| $\gamma_{(-1,4)}(\text{Pb})$  | 902,8 (4)     | 0,10 (2)                   |
| $\gamma_{8,3}(\text{Pb})$     | 920,43 (11)   | 0,631 (15)                 |
| $\gamma_{(-1,5)}(\text{Pb})$  | 970,3         | 0,054 (15)                 |
| $\gamma_{10,3}(\text{Pb})$    | 1239,66 (11)  | 0,420 (22)                 |
| $\gamma_{9,2}(\text{Pb})$     | 1329,29 (16)  | 0,10 (3)                   |
| $\gamma_{1,0}(\text{Pb})$     | 1566,93 (5)   | 99,707 (5)                 |
| $\gamma_{(-1,6)}(\text{Pb})$  | 1661,1 (5)    | 0,10 (2)                   |
| $\gamma_{(-1,7)}(\text{Pb})$  | 1673,2 (4)    | 0,48 (4)                   |
| $\gamma_{(-1,8)}(\text{Pb})$  | 1781,7 (5)    | 0,04 (2)                   |
| $\gamma_{(-1,9)}(\text{Pb})$  | 2005,3 (2)    | 0,020 (5)                  |
| $\gamma_{(-1,10)}(\text{Pb})$ | 2032,1 (5)    | 0,001                      |
| $\gamma_{3,0}(\text{Pb})$     | 2149 (1)      | 0,015 (5)                  |
| $\gamma_{4,0}(\text{Pb})$     | 2315,80 (21)  | 0,0288 (21)                |
| $\gamma_{(-1,11)}(\text{Pb})$ | 2548,2        | 0,015 (6)                  |

## 6 Main Production Modes

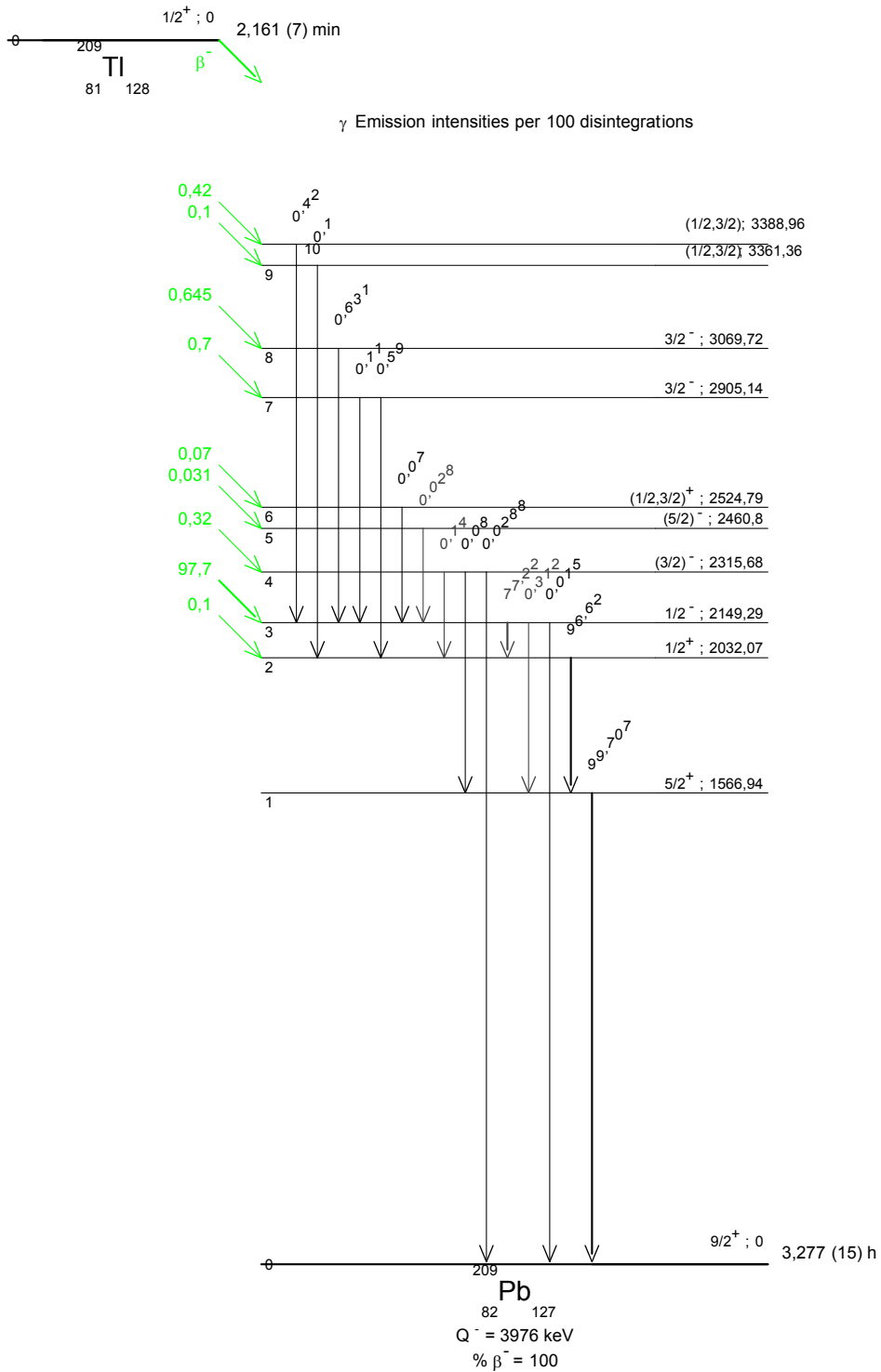
Bi – 213( $\alpha$ )Tl – 209

## 7 References

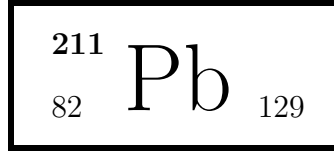
- F. HAGEMANN. Phys. Rev. 79 (1950) 534  
(Half-life)
- N.B. GOVE, M.J. MARTIN. Nucl. Data Tables A10 (1971) 205  
(Log ft)
- T. VYLOV, N.A. GOLOVKOV, B.S. DZHELEPOV, R.B. IVANOV, M.A. MIKHAILOVA, Y.V. NORSEEV, V.G. CHUMIN.  
Bull. Acad. Sci. USSR, Phys.Ser. 41 (1977) 85  
(Gamma-ray emission energies and probabilities)
- V.M. DATAR, C.V.K. BABA, S.N. ACHARYA, S.A. CHITAMBAR, H.C. JAIN, S.K. BHATTACHERJEE, C.S. WARKE.  
Phys. Rev. C22 (1980) 1787  
(Beta emission energies and probabilities)



- J.K. DICKENS, J.W. MCCONNELL. Radiochem. Radioanal. Lett. 47 (1981) 331  
(Gamma-ray emission energies and probabilities)
- R.G. HELMER, C.W. REICH, M.A. LEE, I. AHMAD. Appl. Radiat. Isot. 37 (1986) 139  
(Gamma-ray emission energies and probabilities)
- M.C. KOUASSI, A. HACHEM, C. ARDISSON, G. ARDISSON. Nucl. Instrum. Methods Phys. Res. A280 (1989) 424  
(Gamma-ray emission energies and probabilities)
- M.J. MARTIN. Nucl. Data Sheets 63 (1991) 723  
(Nuclear levels, multipolarities)
- O. EL SAMAD, J. DALMASSO, G. BARCI-FUNEL, G. ARDISSON. Radiochim. Acta 62 (1993) 65  
(Gamma-ray emission energies and probabilities)
- E. SCHÖNFELD, H. JANSSEN. Nucl. Instrum. Methods Phys. Res. A369 (1996) 527  
(K-shell fluorescence yields)
- E. SCHÖNFELD, G. RODLOFF. Report PTB-6.11-98-1 Braunschweig (1998)  
(K Auger electron energies)
- G. ARDISSON, V. BARCI, O. EL SAMAD. Phys. Rev. C57 (1998) 612  
(Gamma-ray emission energies and probabilities)
- K.YA. GROMOV, SH.R. MALIKOV, T.M. MUMINOV, ZH.K. SAMATOV, ZH. SEHREHEHTEHR, V.I. FOMINYKH, V.V. TSUPKO-SITNIKOV, V.G. CHUMIN. Proc. 49th Ann. Conf. Nucl. Spectrosc. Struct. At. Nuclei, Dubna (1999) 117  
(Gamma-ray emission energies and probabilities)
- E. SCHÖNFELD, G. RODLOFF. Report PTB-6.11-1999-1 Braunschweig (1999)  
(K X-ray energies and relative emission probabilities)
- E. SCHÖNFELD, H. JANSSEN. Appl. Radiat. Isot. 52 (2000) 595  
(X-ray and Auger electron emission probabilities)
- K.YA. GROMOV, S.A. KUDRYA, SH.R. MALIKOV, T.M. MUMINOV, ZH.K. SAMATOV, ZH. SEREETER, V.I. FOMINYKH, V.G. CHUMIN. Bull. Rus. Acad. Sci. Phys. 64 (2000) 1770  
(Gamma-ray emission energies and probabilities)
- G. AUDI, A.H. WAPSTRA, C. THIBAUT. Nucl. Phys. A729 (2003) 337  
(Q)
- R.D. DESLATTES, E.G. KESSLER JR., P. INDELICATO, L. DE BILLY, E. LINDROTH, J. ANTON. Rev. Mod. Phys. 75 (2003) 35  
(K and L X-ray energies)
- V.G. CHUMIN, V.I. FOMINYKH, K.YA. GROMOV, A.A. KLIMENKO, S.A. KUDRYA, A.A. SMOLNIKOV, S.I. VASILIEV. Proc. 53rd Ann. Conf. Nucl. Spectrosc. Struct. At. Nuclei, Moscow (2003) 105  
(Gamma-ray emission energies and probabilities)
- T. KIBEDI, T.W. BURROWS, M.B. TRZHASKOVSKAYA, P.M. DAVIDSON, C.W. NESTOR JR.. Nucl. Instrum. Methods Phys. Res. A589 (2008) 202  
(Theoretical ICCs)
- C. DULIEU, M.M. BÉ, V. CHISTÉ. Proc. Int. Conf. on Nuclear Data for Science and Technology, Nice, France, 22-27 April 2007 (2008) 97  
(SAISINUC software)







## 1 Decay Scheme

Pb-211 ground state ( $J^\pi = 9/2^+$ ) decays by 100 % beta minus to Bi-211. The strongest branch (91.28 (12) %) decays directly to the ground state ( $J^\pi = 9/2^-$ ).

*Le plomb 211 se désintègre par émissions bêta principalement vers le niveau fondamental du bismuth 211.*

## 2 Nuclear Data

$$T_{1/2}(^{211}\text{Pb}) : 36,1 \quad (2) \quad \text{min}$$

$$Q^-(^{211}\text{Pb}) : 1367 \quad (6) \quad \text{keV}$$

### 2.1 $\beta^-$ Transitions

|                  | Energy<br>keV | Probability<br>$\times 100$ | Nature                   | lg $ft$ |
|------------------|---------------|-----------------------------|--------------------------|---------|
| $\beta_{0,10}^-$ | 96 (6)        | 0,0172 (15)                 | 1st forbidden non-unique | 5,93    |
| $\beta_{0,9}^-$  | 133 (6)       | 0,0009 (3)                  |                          |         |
| $\beta_{0,8}^-$  | 171 (6)       | 0,019 (4)                   |                          |         |
| $\beta_{0,7}^-$  | 257 (6)       | 1,06 (4)                    | 1st forbidden non-unique | 5,58    |
| $\beta_{0,6}^-$  | 263 (6)       | 0,0047 (7)                  |                          |         |
| $\beta_{0,5}^-$  | 286 (6)       | 0,0570 (24)                 |                          |         |
| $\beta_{0,3}^-$  | 535 (6)       | 6,32 (9)                    | 1st forbidden non-unique | 5,73    |
| $\beta_{0,2}^-$  | 600 (6)       | < 0,09                      | 1st forbidden non-unique | > 7,7   |
| $\beta_{0,1}^-$  | 962 (6)       | 1,57 (9)                    | 1st forbidden non-unique | 7,21    |
| $\beta_{0,0}^-$  | 1367 (6)      | 91,28 (12)                  | 1st forbidden non-unique | 5,99    |

## 2.2 Gamma Transitions and Internal Conversion Coefficients

|                            | Energy<br>keV | $P_{\gamma+ce}$<br>$\times 100$ | Multipolarity | $\alpha_K$   | $\alpha_L$   | $\alpha_M$    | $\alpha_T$   |
|----------------------------|---------------|---------------------------------|---------------|--------------|--------------|---------------|--------------|
| $\gamma_{3,2}(\text{Bi})$  | 65,304 (18)   | 0,59 (3)                        | M1            |              | 5,05 (7)     | 1,188 (17)    | 6,61 (10)    |
| $\gamma_{7,4}(\text{Bi})$  | 95,13 (5)     | 0,19 (3)                        | M1 + 74,3% E2 | 2,8 (9)      | 4,8 (5)      | 1,27 (12)     | 9,3 (4)      |
| $\gamma_{5,2}(\text{Bi})$  | 313,96 (4)    | 0,0268 (21)                     |               |              |              |               |              |
| $\gamma_{7,2}(\text{Bi})$  | 342,83 (3)    | 0,035 (6)                       | [M1,E2]       | 0,16 (11)    | 0,035 (11)   | 0,0085 (22)   | 0,20 (12)    |
| $\gamma_{2,1}(\text{Bi})$  | 361,846 (16)  | 0,049 (6)                       | [M1,E2]       | 0,14 (10)    | 0,03 (1)     | 0,0072 (20)   | 0,17 (11)    |
| $\gamma_{1,0}(\text{Bi})$  | 404,834 (9)   | 4,30 (7)                        | M1 + 54,8% E2 | 0,095 (7)    | 0,0206 (8)   | 0,00499 (17)  | 0,122 (8)    |
| $\gamma_{3,1}(\text{Bi})$  | 427,150 (15)  | 2,13 (5)                        | M1 + 0,05% E2 | 0,1457 (21)  | 0,0249 (4)   | 0,00585 (9)   | 0,1783 (25)  |
| $\gamma_{8,2}(\text{Bi})$  | 429,65 (6)    | 0,008 (3)                       |               |              |              |               |              |
| $\gamma_{10,2}(\text{Bi})$ | 504,07 (6)    | 0,0059 (8)                      |               |              |              |               |              |
| $\gamma_{4,1}(\text{Bi})$  | 609,55 (4)    | 0,033 (9)                       |               |              |              |               |              |
| $\gamma_{5,1}(\text{Bi})$  | 675,81 (4)    | 0,0181 (9)                      |               |              |              |               |              |
| $\gamma_{7,1}(\text{Bi})$  | 704,675 (25)  | 0,492 (10)                      | M1 + 0,05% E2 | 0,0390 (6)   | 0,00657 (10) | 0,001540 (22) | 0,0476 (7)   |
| $\gamma_{2,0}(\text{Bi})$  | 766,680 (13)  | 0,64 (4)                        | M1            | 0,0313 (5)   | 0,00527 (8)  | 0,001234 (18) | 0,0382 (6)   |
| $\gamma_{3,0}(\text{Bi})$  | 831,984 (12)  | 3,60 (5)                        | M1 + 13,8% E2 | 0,0229 (23)  | 0,0039 (4)   | 0,00092 (8)   | 0,028 (3)    |
| $\gamma_{10,1}(\text{Bi})$ | 865,92 (6)    | 0,0046 (2)                      |               |              |              |               |              |
| $\gamma_{4,0}(\text{Bi})$  | 1014,38 (4)   | 0,0173 (5)                      |               |              |              |               |              |
| $\gamma_{5,0}(\text{Bi})$  | 1080,64 (4)   | 0,0121 (5)                      |               |              |              |               |              |
| $\gamma_{6,0}(\text{Bi})$  | 1103,52 (20)  | 0,0047 (7)                      |               |              |              |               |              |
| $\gamma_{7,0}(\text{Bi})$  | 1109,509 (23) | 0,118 (3)                       | [M1]          | 0,01209 (17) | 0,00201 (3)  | 0,000470 (7)  | 0,01472 (21) |
| $\gamma_{8,0}(\text{Bi})$  | 1196,33 (5)   | 0,0103 (4)                      |               |              |              |               |              |
| $\gamma_{9,0}(\text{Bi})$  | 1234,3 (4)    | 0,0009 (3)                      |               |              |              |               |              |
| $\gamma_{10,0}(\text{Bi})$ | 1270,75 (6)   | 0,0068 (12)                     |               |              |              |               |              |

## 3 Atomic Data

### 3.1 Bi

|                  |   |            |
|------------------|---|------------|
| $\omega_K$       | : | 0,964 (4)  |
| $\bar{\omega}_L$ | : | 0,391 (16) |
| $n_{KL}$         | : | 0,809 (5)  |

#### 3.1.1 X Radiations

|       | Energy<br>keV | Relative<br>probability |      |
|-------|---------------|-------------------------|------|
| $X_K$ | $K\alpha_2$   | 74,8157                 |      |
|       | $K\alpha_1$   | 77,1088                 |      |
|       | $K\beta_3$    | 86,835                  | }    |
|       | $K\beta_1$    | 87,344                  | }    |
|       | $K\beta_5''$  | 87,862                  | }    |
|       |               |                         | 34,3 |
|       | $K\beta_2$    | 89,732                  | }    |
|       | $K\beta_4$    | 90,074                  | }    |
|       | $KO_{2,3}$    | 90,421                  | }    |
|       |               |                         | 10,5 |

|       |            | Energy<br>keV     | Relative<br>probability |
|-------|------------|-------------------|-------------------------|
| $X_L$ | L $\ell$   | 9,4207            |                         |
|       | L $\alpha$ | 10,7308 – 10,8387 |                         |
|       | L $\eta$   | 11,7127           |                         |
|       | L $\beta$  | 12,4814 – 13,8066 |                         |
|       | L $\gamma$ | 14,7735 – 15,7084 |                         |
|       |            |                   |                         |

### 3.1.2 Auger Electrons

|         |                 | Energy<br>keV | Relative<br>probability |
|---------|-----------------|---------------|-------------------------|
| Auger K |                 |               |                         |
| KLL     | 57,491 – 63,419 | 100           |                         |
| KLX     | 70,025 – 77,105 | 56            |                         |
| KXY     | 82,53 – 90,52   | 7,84          |                         |
| Auger L |                 |               |                         |
|         | 5,42 – 16,34    |               |                         |

## 4 Electron Emissions

|                     |      | Energy<br>keV   | Electrons<br>per 100 disint. |
|---------------------|------|-----------------|------------------------------|
| e <sub>AL</sub>     | (Bi) | 5,42 - 16,34    | 0,782 (18)                   |
| e <sub>AK</sub>     | (Bi) |                 | 0,029 (4)                    |
|                     | KLL  | 57,491 - 63,419 | }                            |
|                     | KLX  | 70,025 - 77,105 | }                            |
|                     | KXY  | 82,53 - 90,52   | }                            |
| ec <sub>3,2</sub> L | (Bi) | 48,916 - 51,885 | 0,389 (21)                   |
| ec <sub>1,0</sub> K | (Bi) | 314,308 (9)     | 0,36 (3)                     |
| ec <sub>3,1</sub> K | (Bi) | 336,624 (15)    | 0,264 (7)                    |
| $\beta_{0,10}^-$    | max: | 96 (6)          | 0,0172 (15)                  |
| $\beta_{0,10}^-$    | avg: | 25,0 (17)       |                              |
| $\beta_{0,9}^-$     | max: | 133 (6)         | 0,0009 (3)                   |
| $\beta_{0,9}^-$     | avg: | 35,0 (17)       |                              |
| $\beta_{0,8}^-$     | max: | 171 (6)         | 0,019 (4)                    |

|                 |      | Energy<br>keV | Electrons<br>per 100 disint. |
|-----------------|------|---------------|------------------------------|
| $\beta_{0,8}^-$ | avg: | 45,6 (18)     |                              |
| $\beta_{0,7}^-$ | max: | 257 (6)       | 1,06 (4)                     |
| $\beta_{0,7}^-$ | avg: | 71,0 (18)     |                              |
| $\beta_{0,6}^-$ | max: | 263 (6)       | 0,0047 (7)                   |
| $\beta_{0,6}^-$ | avg: | 72,8 (18)     |                              |
| $\beta_{0,5}^-$ | max: | 286 (6)       | 0,0570 (24)                  |
| $\beta_{0,5}^-$ | avg: | 79,7 (19)     |                              |
| $\beta_{0,3}^-$ | max: | 535 (6)       | 6,32 (9)                     |
| $\beta_{0,3}^-$ | avg: | 159,8 (21)    |                              |
| $\beta_{0,2}^-$ | max: | 600 (6)       | < 0,09                       |
| $\beta_{0,2}^-$ | avg: | 182,2 (21)    |                              |
| $\beta_{0,1}^-$ | max: | 962 (6)       | 1,57 (9)                     |
| $\beta_{0,1}^-$ | avg: | 313,3 (23)    |                              |
| $\beta_{0,0}^-$ | max: | 1367 (6)      | 91,28 (12)                   |
| $\beta_{0,0}^-$ | avg: | 470,9 (24)    |                              |

## 5 Photon Emissions

### 5.1 X-Ray Emissions

|                |      | Energy<br>keV    | Photons<br>per 100 disint. |                |
|----------------|------|------------------|----------------------------|----------------|
| XL             | (Bi) | 9,4207 — 15,7084 | 0,494 (13)                 |                |
| XK $\alpha_2$  | (Bi) | 74,8157          | 0,228 (10)                 | } K $\alpha$   |
| XK $\alpha_1$  | (Bi) | 77,1088          | 0,381 (17)                 |                |
| XK $\beta_3$   | (Bi) | 86,835           | }                          | } K' $\beta_1$ |
| XK $\beta_1$   | (Bi) | 87,344           | }                          |                |
| XK $\beta_5''$ | (Bi) | 87,862           | }                          |                |
| XK $\beta_2$   | (Bi) | 89,732           | }                          | } K' $\beta_2$ |
| XK $\beta_4$   | (Bi) | 90,074           | }                          |                |
| XKO $_{2,3}$   | (Bi) | 90,421           | }                          |                |

## 5.2 Gamma Emissions

|                            | Energy<br>keV | Photons<br>per 100 disint. |
|----------------------------|---------------|----------------------------|
| $\gamma_{3,2}(\text{Bi})$  | 65,304 (18)   | 0,077 (4)                  |
| $\gamma_{7,4}(\text{Bi})$  | 95,13 (5)     | 0,018 (3)                  |
| $\gamma_{5,2}(\text{Bi})$  | 313,96 (4)    | 0,0268 (21)                |
| $\gamma_{7,2}(\text{Bi})$  | 342,83 (3)    | 0,029 (4)                  |
| $\gamma_{2,1}(\text{Bi})$  | 361,846 (16)  | 0,042 (3)                  |
| $\gamma_{1,0}(\text{Bi})$  | 404,834 (9)   | 3,83 (6)                   |
| $\gamma_{3,1}(\text{Bi})$  | 427,150 (15)  | 1,81 (4)                   |
| $\gamma_{8,2}(\text{Bi})$  | 429,65 (6)    | 0,008 (3)                  |
| $\gamma_{10,2}(\text{Bi})$ | 504,07 (6)    | 0,0059 (8)                 |
| $\gamma_{4,1}(\text{Bi})$  | 609,55 (4)    | 0,033 (9)                  |
| $\gamma_{5,1}(\text{Bi})$  | 675,81 (4)    | 0,0181 (9)                 |
| $\gamma_{7,1}(\text{Bi})$  | 704,675 (25)  | 0,47 (1)                   |
| $\gamma_{2,0}(\text{Bi})$  | 766,680 (13)  | 0,62 (4)                   |
| $\gamma_{3,0}(\text{Bi})$  | 831,984 (12)  | 3,50 (5)                   |
| $\gamma_{10,1}(\text{Bi})$ | 865,92 (6)    | 0,0046 (2)                 |
| $\gamma_{4,0}(\text{Bi})$  | 1014,38 (4)   | 0,0173 (5)                 |
| $\gamma_{5,0}(\text{Bi})$  | 1080,64 (4)   | 0,0121 (5)                 |
| $\gamma_{6,0}(\text{Bi})$  | 1103,52 (20)  | 0,0047 (7)                 |
| $\gamma_{7,0}(\text{Bi})$  | 1109,509 (23) | 0,116 (3)                  |
| $\gamma_{8,0}(\text{Bi})$  | 1196,33 (5)   | 0,0103 (4)                 |
| $\gamma_{9,0}(\text{Bi})$  | 1234,3 (4)    | 0,0009 (3)                 |
| $\gamma_{10,0}(\text{Bi})$ | 1270,75 (6)   | 0,0068 (12)                |

## 6 Main Production Modes

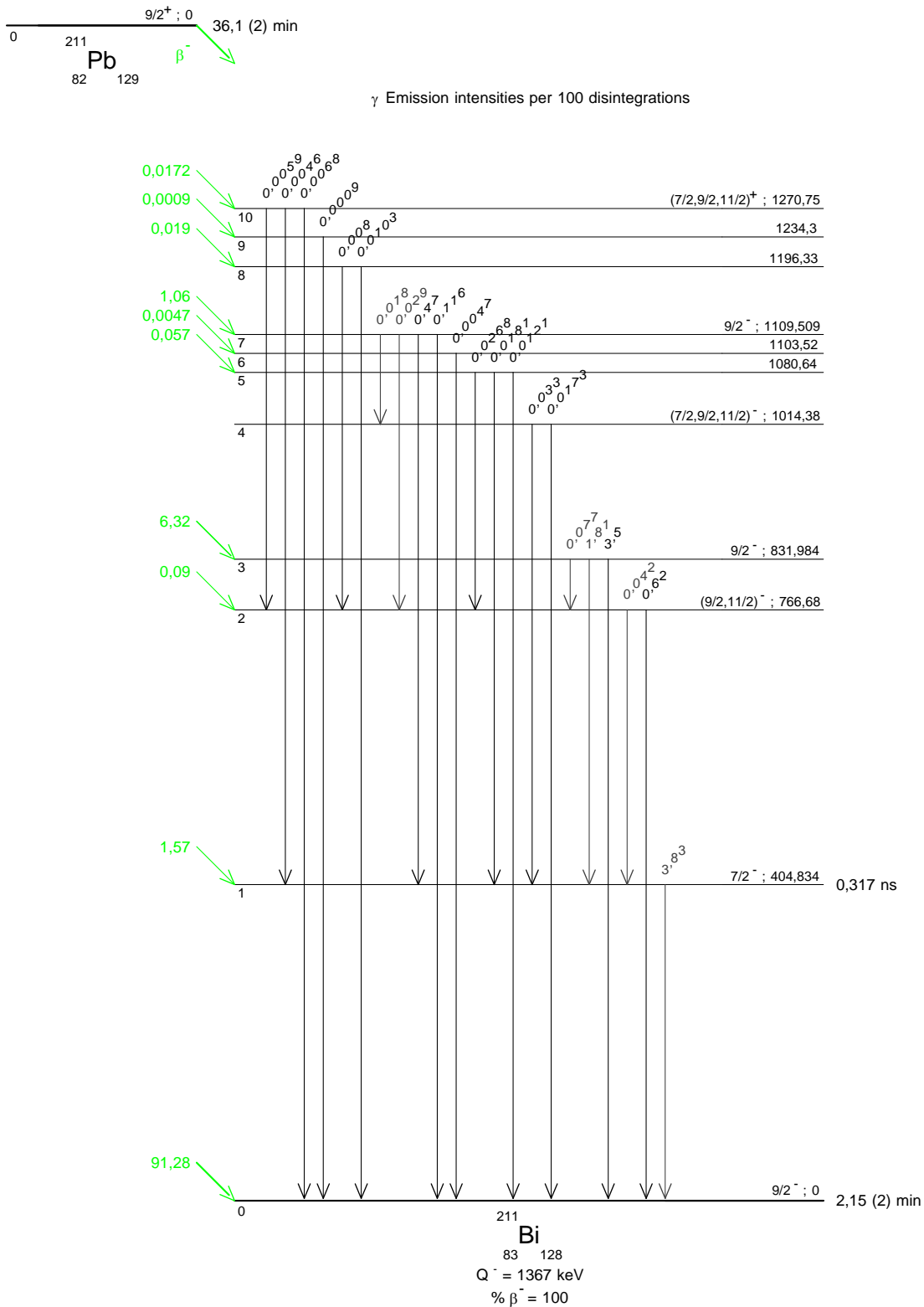
Po – 215( $\alpha$ )Pb – 211

## 7 References

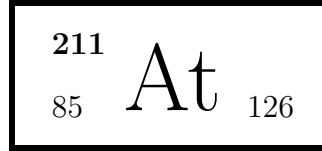
- B.W. SARGENT. Can. J. Res. 17A (1939) 103  
(Half-life)
- M. GIANNINI, D. PROSPERI, S. SCIUTI. Nuovo Cimento 25 (1962) 1227  
(Gamma-ray emission energies and probabilities)
- S.E. VANDENBOSCH, C.V.K. BABA, P.R. CHRISTENSEN, O.B. NIELSEN, H. NORDBY. Nucl. Phys. 41 (1963) 482  
(Gamma-ray emission energies and probabilities)
- C.R. COTHERN, R.D. CONNOR. Can. J. Phys. 43 (1965) 383  
(Gamma-ray emission energies and probabilities)
- R.O. MEAD, J.E. DRAPER. Phys. Rev. 139 (1965) B9  
(Gamma-ray emission energies and probabilities)
- M. NURMIA, D. GIESSING, W. SIEVERS, L. VARGA. Ann. Acad. Sci. Fennicae Ser. A VI (1965) No.167  
(Half-life)
- W.F. DAVIDSON, C.R. COTHERN, R.D. CONNOR. Can. J. Phys. 45 (1967) 2295  
(Gamma-ray emission energies and probabilities)
- J. DALMASSO, H. MARIA. C. R. Acad. Sci. (Paris) 265B (1967) 822



- (Gamma-ray emission energies and probabilities)
- C. BRIANCON, C.F. LEANG, R. WALLEN. C. R. Acad. Sci. (Paris) 266B (1968) 1533  
(Gamma-ray emission energies and probabilities)
- S. GORODETZKY, F.A. BECK, T. BYRSKI, A. KNIPPER. Nucl. Phys. A117 (1968) 208  
(Gamma-ray emission energies and probabilities)
- W.D. HAMILTON, K.E. DAVIES. Nucl. Phys. A114 (1968) 577  
(Gamma-ray emission energies and probabilities)
- E.F. DA SILVEIRA, A.G. DE PINHO, C.V. DE BARROS. An. Acad. Brasil. Cienc. 43 (1971) 97  
(Gamma-ray emission energies and probabilities)
- N.B. GOVE, M.J. MARTIN. Nucl. Data Tables A10 (1971) 205  
(Log ft)
- K. BLATON-ALBICKA, B. KOTLINSKA-FILIPEK, M. MATUL, K. STRYCNIEWICZ, M. NOWICKI, E. RUCHOWSKA-LUKASIAK. Nukleonika 21 (1976) 935  
(Gamma-ray emission energies and probabilities)
- M.M. HINDI, E.G. ADELBERGER, S.E. KELLOGG, T. MURAKAMI. Phys. Rev. C38 (1988) 1370  
(Gamma-ray emission energies and probabilities)
- E. SCHÖNFELD, H. JANSSEN. Nucl. Instrum. Methods Phys. Res. A369 (1996) 527  
(K-shell fluorescence yields)
- E. SCHÖNFELD, G. RODLOFF. Report PTB-6.11-98-1 Braunschweig (1998)  
(K Auger electron energies)
- E. SCHÖNFELD, G. RODLOFF. Report PTB-6.11-1999-1 Braunschweig (1999)  
(K X-ray energies and relative emission probabilities)
- E. SCHÖNFELD, H. JANSSEN. Appl. Radiat. Isot. 52 (2000) 595  
(X-ray and Auger electron emission probabilities and energies)
- G. AUDI, A.H. WAPSTRA, C. THIBAUT. Nucl. Phys. A729 (2003) 337  
(Q)
- R.D. DESLATTES, E.G. KESSLER JR., P. INDELICATO, L. DE BILLY, E. LINDROTH, J. ANTON. Rev. Mod. Phys. 75 (2003) 35  
(K and L X-ray energies)
- E. BROWNE. Nucl. Data Sheets 103 (2004) 183  
(Nuclear levels, multipolarities and mixing ratios)
- C. DULIEU, M.M. BÉ, V. CHISTÉ. Proc. Int. Conf. on Nuclear Data for Science and Technology, Nice, France, 22-27 April 2007 (2008) 97  
(SAISINUC software)
- T. KIBEDI, T.W. BURROWS, M.B. TRZHASKOVSKAYA, P.M. DAVIDSON, C.W. NESTOR JR.. Nucl. Instrum. Methods Phys. Res. A589 (2008) 202  
(Theoretical ICCs)
- F.G. KONDEV, S. LALKOVSKI. Nucl. Data Sheets 112 (2011) 707  
(Nuclear levels)







## 1 Decay Scheme

At-211 undergoes alpha decay to Bi-207 (41.78(8)%) and EC decay to Po-211 (58.22(8)%).

*L'astate 211 se désintègre par capture électronique essentiellement vers le niveau fondamental du polonium 211 et par émissions alpha principalement vers le niveau fondamental du bismuth 207.*

## 2 Nuclear Data

|                             |   |        |      |     |
|-----------------------------|---|--------|------|-----|
| $T_{1/2}(^{211}\text{At})$  | : | 7,216  | (7)  | h   |
| $T_{1/2}(^{211}\text{Po})$  | : | 0,516  | (3)  | s   |
| $T_{1/2}(^{207}\text{Bi})$  | : | 32,9   | (14) | a   |
| $Q^\alpha(^{211}\text{At})$ | : | 5982,4 | (13) | keV |
| $Q^+(^{211}\text{At})$      | : | 785,4  | (25) | keV |

### 2.1 $\alpha$ Transitions

|                | Energy<br>keV | Probability<br>$\times 100$ | F          |
|----------------|---------------|-----------------------------|------------|
| $\alpha_{0,5}$ | 4990,0 (13)   | < 0,00004                   | > 9,6      |
| $\alpha_{0,3}$ | 5089,9 (13)   | $\sim 0,0004$               | $\sim 3,8$ |
| $\alpha_{0,2}$ | 5239,7 (13)   | 0,0011 (2)                  | 10,1       |
| $\alpha_{0,1}$ | 5312,6 (13)   | 0,0039 (3)                  | 7,3        |
| $\alpha_{0,0}$ | 5982,4 (13)   | 41,78 (8)                   | 1,59       |

### 2.2 Electron Capture Transitions

|                  | Energy<br>keV | Probability<br>$\times 100$ | Nature                   | lg $ft$ | $P_K$      | $P_L$      | $P_{M+}$    |
|------------------|---------------|-----------------------------|--------------------------|---------|------------|------------|-------------|
| $\epsilon_{0,1}$ | 98,2 (26)     | 0,258 (13)                  | 1st Forbidden non-unique | 5,77    | 0,015 (17) | 0,684 (10) | 0,301 (7)   |
| $\epsilon_{0,0}$ | 785,4 (25)    | 57,96 (8)                   | 1st forbidden non-unique | 5,97    | 0,7731 (2) | 0,1693 (1) | 0,05758 (4) |

### 2.3 Gamma Transitions and Internal Conversion Coefficients

|                     | Energy<br>keV | $P_{\gamma+ce}$<br>$\times 100$ | Multipolarity | $\alpha_K$  | $\alpha_L$   | $\alpha_M$    | $\alpha_T$  |
|---------------------|---------------|---------------------------------|---------------|-------------|--------------|---------------|-------------|
| $\gamma_{3,2}$ (Bi) | 149,72 (10)   | $\sim 0,0002$                   | M1+13,8%E2    | 2,3 (3)     | 0,50 (4)     | 0,120 (12)    | 3,0 (3)     |
| $\gamma_{3,1}$ (Bi) | 222,69 (10)   | $\sim 0,00008$                  | M1+13,8%E2    | 0,76 (5)    | 0,1473 (23)  | 0,0351 (5)    | 0,95 (5)    |
| $\gamma_{1,0}$ (Bi) | 669,77 (7)    | 0,0040 (3)                      | [M1+5,9%E2]   | 0,0426 (8)  | 0,00725 (12) | 0,00170 (3)   | 0,0520 (9)  |
| $\gamma_{1,0}$ (Po) | 687,2 (7)     | 0,258 (13)                      | (M1+3,85%E2]  | 0,0437 (7)  | 0,00752 (12) | 0,00177 (3)   | 0,0536 (9)  |
| $\gamma_{2,0}$ (Bi) | 742,74 (7)    | 0,0013 (2)                      | [M1+8,3%E2]   | 0,0320 (6)  | 0,00544 (10) | 0,001276 (22) | 0,0391 (7)  |
| $\gamma_{3,0}$ (Bi) | 892,46 (7)    | $\sim 0,00014$                  | [M1+66,2%E2]  | 0,0117 (11) | 0,00215 (16) | 0,00051 (4)   | 0,0145 (13) |

## 3 Atomic Data

### 3.1 Po

|                  |   |       |      |
|------------------|---|-------|------|
| $\omega_K$       | : | 0,965 | (4)  |
| $\bar{\omega}_L$ | : | 0,403 | (16) |
| $n_{KL}$         | : | 0,807 | (5)  |

#### 3.1.1 X Radiations

|                | Energy<br>keV     | Relative<br>probability |      |
|----------------|-------------------|-------------------------|------|
| X <sub>K</sub> | K $\alpha_2$      | 76,864                  |      |
|                | K $\alpha_1$      | 79,293                  |      |
|                | K $\beta_3$       | 89,256                  | }    |
|                | K $\beta_1$       | 89,807                  |      |
|                | K $\beta_5''$     | 90,363                  |      |
|                |                   |                         | 34,4 |
|                | K $\beta_2$       | 92,263                  | }    |
|                | K $\beta_4$       | 92,618                  |      |
|                | KO <sub>2,3</sub> | 92,983                  |      |
|                |                   | 10,7                    |      |
| X <sub>L</sub> | L $\ell$          | 9,658                   |      |
|                | L $\alpha$        | 11,016 – 11,13          |      |
|                | L $\eta$          | 12,085                  |      |
|                | L $\beta$         | 12,823 – 13,778         |      |
|                | L $\gamma$        | 15,742 – 16,213         |      |

**3.1.2 Auger Electrons**

|         | Energy<br>keV   | Relative<br>probability |
|---------|-----------------|-------------------------|
| Auger K |                 |                         |
| KLL     | 58,978 – 65,205 | 100                     |
| KLX     | 71,902 – 79,289 | 54,5                    |
| KXY     | 84,8 – 93,1     | 8                       |
| Auger L | 5,434 – 10,934  | 2905                    |

**3.2 Bi**

|                  |   |       |      |
|------------------|---|-------|------|
| $\omega_K$       | : | 0,964 | (4)  |
| $\bar{\omega}_L$ | : | 0,391 | (16) |
| $n_{KL}$         | : | 0,809 | (5)  |

**3.2.1 X Radiations**

|                | Energy<br>keV   | Relative<br>probability |
|----------------|-----------------|-------------------------|
| X <sub>K</sub> |                 |                         |
| K $\alpha_2$   | 74,8157         | 59,8                    |
| K $\alpha_1$   | 77,1088         | 100                     |
| K $\beta_3$    | 86,835          | }                       |
| K $\beta_1$    | 87,344          | }                       |
| K $\beta_5''$  | 87,862          | }                       |
|                |                 | 34,1                    |
| K $\beta_2$    | 89,732          | }                       |
| K $\beta_4$    | 90,074          | }                       |
| K $O_{2,3}$    | 90,421          | }                       |
|                |                 | 10,4                    |
| X <sub>L</sub> |                 |                         |
| L $\ell$       | 9,42            |                         |
| L $\alpha$     | 10,731 – 10,839 |                         |
| L $\eta$       | 11,712          |                         |
| L $\beta$      | 12,48 – 13,393  |                         |
| L $\gamma$     | 15,248 – 15,709 |                         |

**3.2.2 Auger Electrons**

|         | Energy<br>keV   | Relative<br>probability |
|---------|-----------------|-------------------------|
| Auger K |                 |                         |
| KLL     | 57,491 – 63,419 | 100                     |
| KLX     | 70,025 – 77,105 | 55,8                    |
| KXY     | 82,53 – 90,52   | 7,8                     |
| Auger L | 5,35 – 10,66    | 2740                    |

**4  $\alpha$  Emissions**

|                | Energy<br>keV | alpha<br>per 100 disint. |
|----------------|---------------|--------------------------|
| $\alpha_{0,5}$ | 4895,4 (13)   | < 0,00004                |
| $\alpha_{0,3}$ | 4993,4 (13)   | ~ 0,0004                 |
| $\alpha_{0,2}$ | 5140,3 (13)   | 0,0011 (2)               |
| $\alpha_{0,1}$ | 5211,9 (13)   | 0,0039 (3)               |
| $\alpha_{0,0}$ | 5869,0 (13)   | 41,78 (8)                |

**5 Electron Emissions**

|                 |      | Energy<br>keV   | Electrons<br>per 100 disint. |
|-----------------|------|-----------------|------------------------------|
| e <sub>AL</sub> | (Po) | 5,434 - 10,934  | 27,6 (8)                     |
| e <sub>AK</sub> | (Po) |                 | 1,57 (18)                    |
|                 | KLL  | 58,978 - 65,205 | }                            |
|                 | KLX  | 71,902 - 79,289 | }                            |
|                 | KXY  | 84,8 - 93,1     | }                            |
| e <sub>AL</sub> | (Bi) | 5,35 - 10,66    | 0,000211 (20)                |
| e <sub>AK</sub> | (Bi) |                 | 0,0000126 (24)               |
|                 | KLL  | 57,491 - 63,419 | }                            |
|                 | KLX  | 70,025 - 77,105 | }                            |
|                 | KXY  | 82,53 - 90,52   | }                            |

## 6 Photon Emissions

### 6.1 X-Ray Emissions

|                    |      | Energy<br>keV  | Photons<br>per 100 disint. |                |
|--------------------|------|----------------|----------------------------|----------------|
| XL                 | (Po) | 9,658 — 16,213 | 18,6 (8)                   |                |
| XK $\alpha_2$      | (Po) | 76,864         | 12,66 (9)                  | } K $\alpha$   |
| XK $\alpha_1$      | (Po) | 79,293         | 21,08 (12)                 |                |
| XK $\beta_3$       | (Po) | 89,256         | }                          | } K' $\beta_1$ |
| XK $\beta_1$       | (Po) | 89,807         | }                          |                |
| XK $\beta_5''$     | (Po) | 90,363         | }                          |                |
| XK $\beta_2$       | (Po) | 92,263         | }                          | } K' $\beta_2$ |
| XK $\beta_4$       | (Po) | 92,618         | }                          |                |
| XKO <sub>2,3</sub> | (Po) | 92,983         | }                          |                |
| XL                 | (Bi) | 9,42 — 15,709  | 0,000136 (14)              |                |
| XK $\alpha_2$      | (Bi) | 74,8157        | 0,000098 (15)              | } K $\alpha$   |
| XK $\alpha_1$      | (Bi) | 77,1088        | 0,000164 (25)              |                |
| XK $\beta_3$       | (Bi) | 86,835         | }                          | } K' $\beta_1$ |
| XK $\beta_1$       | (Bi) | 87,344         | }                          |                |
| XK $\beta_5''$     | (Bi) | 87,862         | }                          |                |
| XK $\beta_2$       | (Bi) | 89,732         | }                          | } K' $\beta_2$ |
| XK $\beta_4$       | (Bi) | 90,074         | }                          |                |
| XKO <sub>2,3</sub> | (Bi) | 90,421         | }                          |                |

### 6.2 Gamma Emissions

|                     | Energy<br>keV | Photons<br>per 100 disint. |
|---------------------|---------------|----------------------------|
| $\gamma_{3,2}$ (Bi) | 149,72 (10)   | ~ 0,00005                  |
| $\gamma_{3,1}$ (Bi) | 222,69 (10)   | ~ 0,00004                  |
| $\gamma_{1,0}$ (Bi) | 669,77 (7)    | 0,0038 (3)                 |
| $\gamma_{1,0}$ (Po) | 687,2 (7)     | 0,245 (12)                 |
| $\gamma_{2,0}$ (Bi) | 742,74 (7)    | 0,00125 (19)               |
| $\gamma_{3,0}$ (Bi) | 892,46 (7)    | ~ 0,00014                  |



## 7 Main Production Modes

Bi – 209( $\alpha$ , 2n)At – 211

Bi – 209(He – 3, n)At – 211

{ Bi – 209(Li – 7, 5n)Rn – 211  
Rn – 211(EC)At – 211

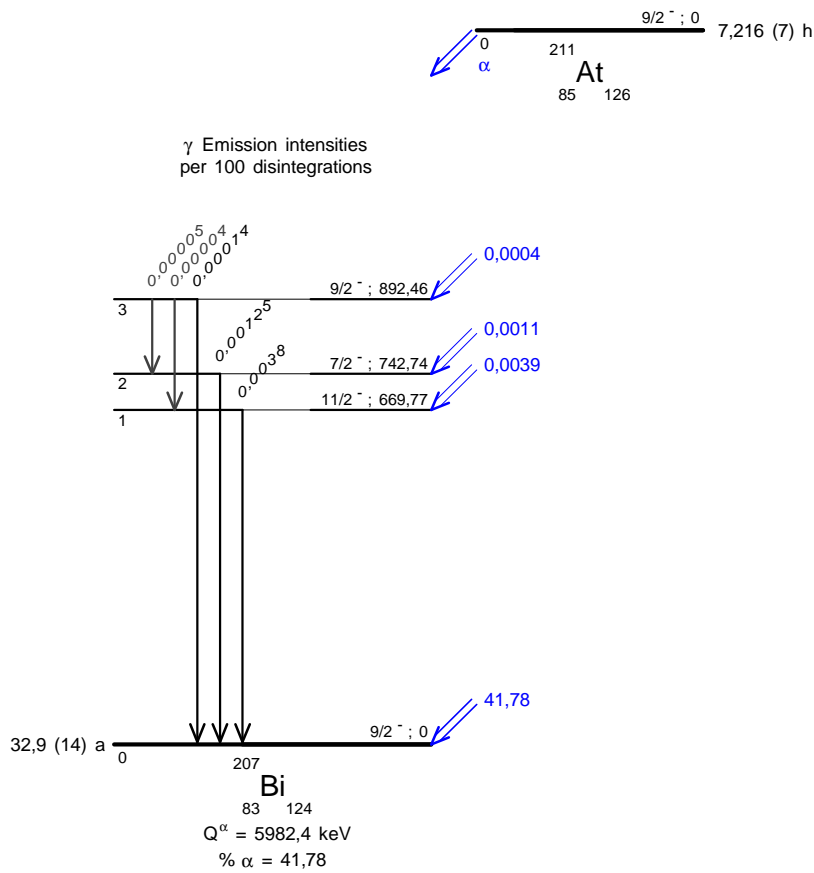
{ Th – 234(p, x)Rn – 211  
Rn – 211(EC)At – 211

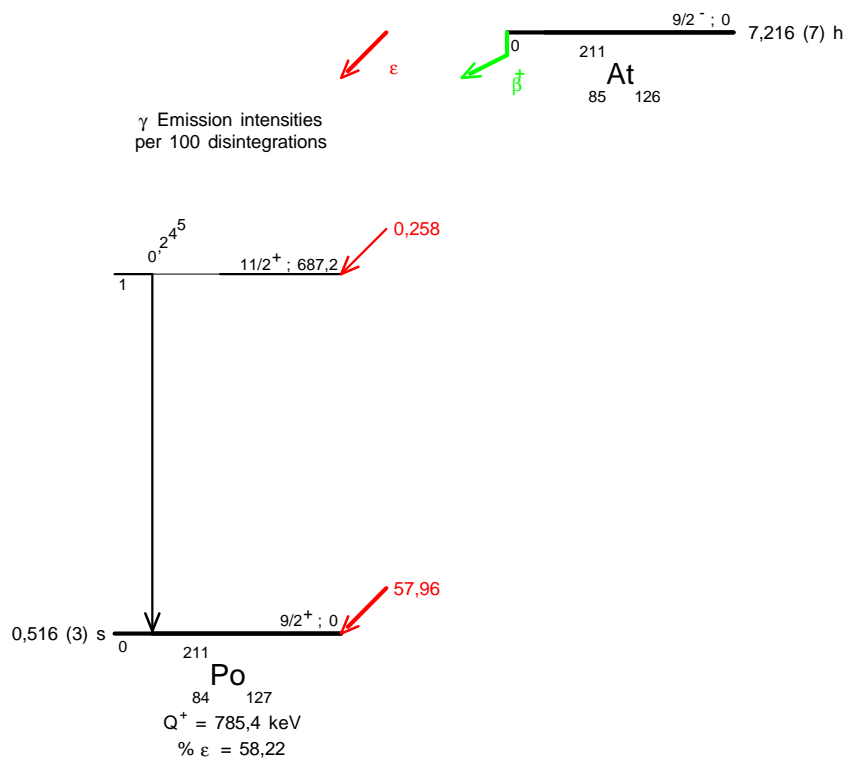
Natural U(p, x)At – 211

## 8 References

- H.M. NEUMANN, I. PERLMAN. Phys. Rev. 81 (1951) 958  
(Alpha branching fraction)
- R.W. HOFF. PhD thesis, University of California, Berkeley (1953)  
(Alpha decay, Auger-electron spectra, gamma-ray spectra)
- P.R. GRAY. Phys. Rev. 101 (1956) 1306  
(Half-life, Alpha spectra, Auger electron spectra)
- W.J. RAMLER, J. WING, D.J. HENDERSON, J.R. HUAZENGA. Phys. Rev. 114 (1959) 154  
(Half-life)
- E.H. APPELMAN. Phys. Rev. 121 (1961) 253  
(Half-life)
- T.D. THOMAS, G.E. GORDON, R.M. LATIMER, G.T. SEABORG. Phys. Rev. 126 (1962) 1805  
(Half-life)
- N.A. GOLOVKOV, SH. GUETKH, B.S. DZHELEPOV, YU.V. NORSEEV, V.A. KHALKIN, V.G. CHUMIN. Bull. Acad. Sci. USSR 33 (1970) 1489  
(Alpha emission energies, Alpha emission probabilities, Alpha branching fraction)
- G. ASTNER, M. ALPSTEN. Nucl. Phys. A140 (1970) 643  
(Multipolarities)
- V.P. AFANASIEV, M. BOCHVAROVA, N.A. GOLOVKOV, I.I. GROMOVA, R.B. IVANOV, V.I. KUZIN, Y.V. NORSEEV, V.G. CHUMIN. JINR-P6-4972 (1970)  
(Alpha emission energies, Alpha emission probabilities, Alpha branching fraction)
- L.J. JARDINE. Phys. Rev. C11 (1975) 1385  
(Alpha emission energies, Alpha emission probabilities, Gamma ray energies, Gamma-ray emission probabilities, Alpha branching fraction)
- F.P. LARKINS. At. Data Nucl. Data Tables 20 (1977) 311  
(Auger electron energies)
- W.-D. SCHMIDT-OTT, R.-D.V. DINCKLAGE. Z. Phys. A286 (1978) 301  
(Multipolarities)
- M. YANOKURA, H. KUDO, H. NAKAHARA, K. MIYANO, S. OHYA, O. NITOH. Nucl. Phys. A299 (1978) 92  
(Half-life, Alpha branching fraction)
- P. HERZOG, H. WALITZKI, K. FREITAG, H. HILDEBRAND, K. SCHLOSSER. Z. Phys. A - Atoms and Nuclei 311 (1983) 351  
(Multipolarities)
- R.M. LAMBRECHT, S. MIRZADEH. Int. J. Appl. Radiat. Isot. 36 (1985) 443  
(Alpha energies and emission probabilities, Gamma-ray energies and emission probabilities, X-ray energies and emission probabilities)
- A. RYTZ. At. Data Nucl. Data Tables 47 (1991) 205  
(Alpha emission energies, Alpha emission probabilities)
- E. SCHÖNFELD, H. JANSSEN. Nucl. Instrum. Methods Phys. Res. A369 (1996) 527  
(X(K), X(L), Auger electrons)
- Y.A. AKOVALI. Nucl. Data Sheets 84 (1998) 1  
(Alpha decay,  $r(0)$  parameters)
- E. SCHÖNFELD, G. RODLOFF. PTB report PTB-6.11-98-1 (1998)  
(Auger electrons)

- E. SCHÖNFELD, G. RODLOFF. PTB report PTB-6.11-1999-1 (1999)  
(X(K))
- V.G. CHUMIN, K.YA. GROMOV, SH.R. MALIKOV, YU.V. NORSEEV, ZH.K. SAMATOV, V.I. FOMI-  
NYKH, A.P. CHEREVATENKO, L.V. YURKOVA. Bull Russian Acad. Sci., Physics 65 (2001) 27  
(Alpha emission energies, Alpha emission probabilities)
- I.M. BAND, M.B. TRZHASKOVSKAYA, C.W. NESTOR JNR., P.O. TIKKANEN, S. RAMAN. At. Data  
Nucl. Data Tables 81 (2002) 1  
(Theoretical ICC)
- S. RAMAN, C.W. NESTOR JNR., A. ICHIHARA, M.B. TRZHASKOVSKAYA. Phys. Rev. C66 (2002)  
044312  
(Theoretical ICC)
- G. AUDI, A.H. WAPSTRA, C. THIBAUT. Nucl. Phys. A729 (2003) 337  
(Q)
- E. BROWNE. Nucl. Data Sheets 103 (2004) 183  
(Nuclear structure and level energies)
- T. KIBEDI, T.W. BURROWS, M.B. TRZHASKOVSKAYA, P.M. DAVIDSON, C.W. NESTOR JNR. Nucl.  
Instrum. Methods Phys. Res. A589 (2008) 202  
(Theoretical ICC)
- F.G. KONDEV, S. LALKOVSKI. Nucl. Data Sheets 112 (2011) 707  
(Nuclear structure and level energies)









## 1 Decay Scheme

Bi-213 disintegrates 97.91(3) % by beta minus emission to the levels in Po-213 and 2.09(3) % through alpha decay to Tl-209.

*Le bismuth 213 se désintègre principalement par émissions bêta vers le polonium 213 et par émissions alpha (2,09 %) vers le thallium 209.*

## 2 Nuclear Data

|                               |   |       |     |             |
|-------------------------------|---|-------|-----|-------------|
| $T_{1/2}(^{213}\text{Bi})$    | : | 45,59 | (6) | min         |
| $T_{1/2}(^{213}\text{Po})$    | : | 3,70  | (5) | $10^{-6}$ s |
| $T_{1/2}(^{209}\text{Tl})$    | : | 2,161 | (7) | min         |
| $Q^{\alpha}(^{213}\text{Bi})$ | : | 5983  | (6) | keV         |
| $Q^{-}(^{213}\text{Bi})$      | : | 1423  | (5) | keV         |

### 2.1 $\alpha$ Transitions

|                | Energy<br>keV | Probability<br>$\times 100$ | F   |
|----------------|---------------|-----------------------------|-----|
| $\alpha_{0,1}$ | 5655 (10)     | 0,186 (5)                   | 103 |
| $\alpha_{0,0}$ | 5981 (10)     | 1,90 (4)                    | 319 |

2.2  $\beta^-$  Transitions

|                 | Energy<br>keV | Probability<br>$\times 100$ | Nature               | lg <i>ft</i> |
|-----------------|---------------|-----------------------------|----------------------|--------------|
| $\beta_{0,9}^-$ | 95 (5)        | 0,0014 (2)                  |                      | 7,68         |
| $\beta_{0,8}^-$ | 304 (5)       | 0,0608 (20)                 |                      | 7,07         |
| $\beta_{0,7}^-$ | 323 (5)       | 0,595 (17)                  |                      | 6,16         |
| $\beta_{0,6}^-$ | 377 (5)       | 0,020 (4)                   |                      | 7,85         |
| $\beta_{0,5}^-$ | 419 (5)       | 0,0648 (23)                 |                      | 7,494        |
| $\beta_{0,4}^-$ | 555 (5)       | 0,0129 (6)                  | 1st Forbidden Unique | 8,597        |
| $\beta_{0,3}^-$ | 822 (5)       | 0,0025 (19)                 |                      | 9,9          |
| $\beta_{0,2}^-$ | 983 (5)       | 30,8 (4)                    | 1st Forbidden        | 6,07         |
| $\beta_{0,1}^-$ | 1130 (5)      | 0,21 (9)                    | 1st Forbidden        | 8,45         |
| $\beta_{0,0}^-$ | 1423 (5)      | 66,2 (4)                    | 1st Forbidden        | 6,316        |

## 2.3 Gamma Transitions and Internal Conversion Coefficients

|                           | Energy<br>keV | $P_{\gamma+ce}$<br>$\times 100$ | Multipolarity | $\alpha_K$ | $\alpha_L$  | $\alpha_M$<br>( $10^{-3}$ ) | $\alpha_T$ |
|---------------------------|---------------|---------------------------------|---------------|------------|-------------|-----------------------------|------------|
| $\gamma_{2,1}(\text{Po})$ | 147,70 (4)    | 0,0314 (20)                     | E2            | 0,307 (4)  | 0,85 (1)    | 0,226 (3)                   | 1,453 (21) |
| $\gamma_{1,0}(\text{Po})$ | 292,80 (1)    | 0,55 (8)                        | M1+E2         | 0,22 (17)  | 0,06 (2)    | 0,015 (3)                   | 0,30 (18)  |
| $\gamma_{1,0}(\text{Tl})$ | 323,70 (2)    | 0,1866 (37)                     | M1+E2         | 0,134 (14) | 0,0333 (13) | 0,0081 (3)                  | 0,178 (15) |
| $\gamma_{5,3}(\text{Po})$ | 402,8 (3)     | 0,00010 (4)                     |               |            |             |                             |            |
| $\gamma_{2,0}(\text{Po})$ | 440,44 (1)    | 30,77 (36)                      | M1            | 0,146 (2)  | 0,0250 (4)  | 5,94 (8)                    | 0,179 (3)  |
| $\gamma_{4,1}(\text{Po})$ | 574,9 (3)     | 0,00068 (16)                    |               |            |             |                             |            |
| $\gamma_{3,0}(\text{Po})$ | 600,9 (2)     | 0,0026 (19)                     |               |            |             |                             |            |
| $\gamma_{6,2}(\text{Po})$ | 604,98 (18)   | 0,0014 (5)                      |               |            |             |                             |            |
| $\gamma_{7,2}(\text{Po})$ | 659,759 (20)  | 0,043 (6)                       |               |            |             |                             |            |
| $\gamma_{5,1}(\text{Po})$ | 710,82 (3)    | 0,0112 (6)                      |               |            |             |                             |            |
| $\gamma_{7,1}(\text{Po})$ | 807,372 (11)  | 0,287 (14)                      |               |            |             |                             |            |
| $\gamma_{8,1}(\text{Po})$ | 826,564 (41)  | 0,0065 (4)                      |               |            |             |                             |            |
| $\gamma_{4,0}(\text{Po})$ | 867,961 (20)  | 0,0122 (6)                      |               |            |             |                             |            |
| $\gamma_{9,2}(\text{Po})$ | 887,76 (30)   | 0,00102 (19)                    |               |            |             |                             |            |
| $\gamma_{5,0}(\text{Po})$ | 1003,593 (17) | 0,0535 (22)                     |               |            |             |                             |            |
| $\gamma_{6,0}(\text{Po})$ | 1045,68 (8)   | 0,019 (4)                       |               |            |             |                             |            |
| $\gamma_{7,0}(\text{Po})$ | 1100,17 (1)   | 0,265 (6)                       |               |            |             |                             |            |
| $\gamma_{8,0}(\text{Po})$ | 1119,422 (8)  | 0,0543 (20)                     |               |            |             |                             |            |
| $\gamma_{9,0}(\text{Po})$ | 1328,2 (3)    | 0,00039 (13)                    |               |            |             |                             |            |

### 3 Atomic Data

#### 3.1 Po

|                  |   |       |      |
|------------------|---|-------|------|
| $\omega_K$       | : | 0,965 | (4)  |
| $\bar{\omega}_L$ | : | 0,403 | (16) |
| $n_{KL}$         | : | 0,807 | (5)  |

##### 3.1.1 X Radiations

|                | Energy<br>keV     | Relative<br>probability |
|----------------|-------------------|-------------------------|
| X <sub>K</sub> |                   |                         |
| K $\alpha_2$   | 76,864            | 60,05                   |
| K $\alpha_1$   | 79,293            | 100                     |
| K $\beta_3$    | 89,256            | }                       |
| K $\beta_1$    | 89,807            | }                       |
| K $\beta_5''$  | 90,363            | }                       |
|                |                   | 34,43                   |
| K $\beta_2$    | 92,263            | }                       |
| K $\beta_4$    | 92,618            | }                       |
| K $O_{2,3}$    | 92,983            | }                       |
|                |                   | 10,71                   |
| X <sub>L</sub> |                   |                         |
| L $\ell$       | 9,6576            |                         |
| L $\alpha$     | 11,0161 – 11,1303 |                         |
| L $\eta$       | 12,0847           |                         |
| L $\beta$      | 12,8239 – 14,2476 |                         |
| L $\gamma$     | 15,251 – 16,2129  |                         |

##### 3.1.2 Auger Electrons

|         | Energy<br>keV   | Relative<br>probability |
|---------|-----------------|-------------------------|
| Auger K |                 |                         |
| KLL     | 58,978 – 65,205 | 100                     |
| KLX     | 71,902 – 79,289 | 56,4                    |
| KXY     | 84,8 – 93,1     | 7,95                    |
| Auger L | 5,43 – 16,86    |                         |



**3.2 Tl**

|                  |   |       |      |
|------------------|---|-------|------|
| $\omega_K$       | : | 0,963 | (4)  |
| $\bar{\omega}_L$ | : | 0,367 | (15) |
| $n_{KL}$         | : | 0,812 | (5)  |

**3.2.1 X Radiations**

|                | Energy<br>keV     | Relative<br>probability |                   |      |
|----------------|-------------------|-------------------------|-------------------|------|
| X <sub>K</sub> | K $\alpha_2$      | 70,8325                 | 59,24             |      |
|                | K $\alpha_1$      | 72,8725                 | 100               |      |
|                | K $\beta_3$       | 82,118                  | }                 |      |
|                | K $\beta_1$       | 82,577                  | }                 |      |
|                | K $\beta_5''$     | 83,115                  | }                 | 34   |
|                | K $\beta_2$       | 84,838                  | }                 |      |
|                | K $\beta_4$       | 85,134                  | }                 | 10,1 |
|                | KO <sub>2,3</sub> | 85,444                  | }                 |      |
|                | X <sub>L</sub>    | L $\ell$                | 8,9531            |      |
|                |                   | L $\alpha$              | 10,1718 – 10,2679 |      |
| L $\eta$       |                   | 10,9942                 |                   |      |
| L $\beta$      |                   | 11,8117 – 12,9566       |                   |      |
| L $\gamma$     |                   | 13,8528 – 14,7362       |                   |      |

**3.2.2 Auger Electrons**

|         | Energy<br>keV   | Relative<br>probability |
|---------|-----------------|-------------------------|
| Auger K |                 |                         |
| KLL     | 54,587 – 59,954 | 100                     |
| KLX     | 66,37 – 72,86   | 55,4                    |
| KXY     | 78,12 – 85,50   | 7,67                    |
| Auger L | 5,18 – 10,13    |                         |

4  $\alpha$  Emissions

|                | Energy<br>keV | Probability<br>$\times 100$ |
|----------------|---------------|-----------------------------|
| $\alpha_{0,1}$ | 5549 (10)     | 0,186 (5)                   |
| $\alpha_{0,0}$ | 5869 (10)     | 1,90 (4)                    |

## 5 Electron Emissions

|                     |      | Energy<br>keV   | Electrons<br>per 100 disint. |
|---------------------|------|-----------------|------------------------------|
| e <sub>AL</sub>     | (Po) | 5,43 - 16,86    | 1,7 (3)                      |
| e <sub>AK</sub>     | (Po) |                 | 0,121 (19)                   |
|                     | KLL  | 58,978 - 65,205 | }                            |
|                     | KLX  | 71,902 - 79,289 | }                            |
|                     | KXY  | 84,8 - 93,1     | }                            |
| e <sub>AL</sub>     | (Tl) | 5,18 - 10,13    | 0,0107 (13)                  |
| e <sub>AK</sub>     | (Tl) |                 | 0,00076 (9)                  |
|                     | KLL  | 54,587 - 59,954 | }                            |
|                     | KLX  | 66,37 - 72,86   | }                            |
|                     | KXY  | 78,12 - 85,50   | }                            |
| ec <sub>2,1</sub> L | (Po) | 130,8 - 133,9   | 0,0109 (7)                   |
| ec <sub>1,0</sub> K | (Po) | 199,70 (1)      | 0,09 (7)                     |
| ec <sub>1,0</sub> K | (Tl) | 238,17 (2)      | 0,0212 (22)                  |
| ec <sub>1,0</sub> L | (Po) | 275,9 - 279,0   | 0,025 (8)                    |
| ec <sub>2,0</sub> T | (Po) | 347,30 - 440,41 | 4,67 (9)                     |
| ec <sub>2,0</sub> K | (Po) | 347,34 (1)      | 3,81 (7)                     |
| ec <sub>2,0</sub> L | (Po) | 423,51 - 426,63 | 0,653 (13)                   |
| ec <sub>2,0</sub> M | (Po) | 436,29 - 437,76 | 0,1550 (27)                  |
| ec <sub>2,0</sub> N | (Po) | 439,45 - 440,26 | 0,0392 (7)                   |
| $\beta_{0,9}^-$     | max: | 95 (5)          | 0,0014 (2)                   |
| $\beta_{0,9}^-$     | avg: | 24,6 (14)       |                              |
| $\beta_{0,8}^-$     | max: | 304 (5)         | 0,0608 (20)                  |
| $\beta_{0,8}^-$     | avg: | 84,9 (16)       |                              |
| $\beta_{0,7}^-$     | max: | 323 (5)         | 0,595 (17)                   |
| $\beta_{0,7}^-$     | avg: | 90,8 (16)       |                              |
| $\beta_{0,6}^-$     | max: | 377 (5)         | 0,020 (4)                    |
| $\beta_{0,6}^-$     | avg: | 107,9 (16)      |                              |

|                 |      | Energy<br>keV |      | Electrons<br>per 100 disint. |
|-----------------|------|---------------|------|------------------------------|
| $\beta_{0,5}^-$ | max: | 419           | (5)  | 0,0648 (23)                  |
| $\beta_{0,5}^-$ | avg: | 121,4         | (17) |                              |
| $\beta_{0,4}^-$ | max: | 555           | (5)  | 0,0129 (6)                   |
| $\beta_{0,4}^-$ | avg: | 166,4         | (17) |                              |
| $\beta_{0,3}^-$ | max: | 822           | (5)  | 0,0025 (19)                  |
| $\beta_{0,3}^-$ | avg: | 260,8         | (19) |                              |
| $\beta_{0,2}^-$ | max: | 983           | (5)  | 30,8 (4)                     |
| $\beta_{0,2}^-$ | avg: | 320,4         | (19) |                              |
| $\beta_{0,1}^-$ | max: | 1130          | (5)  | 0,21 (9)                     |
| $\beta_{0,1}^-$ | avg: | 376,8         | (20) |                              |
| $\beta_{0,0}^-$ | max: | 1423          | (5)  | 66,2 (4)                     |
| $\beta_{0,0}^-$ | avg: | 492,2         | (20) |                              |

## 6 Photon Emissions

### 6.1 X-Ray Emissions

|                    |      | Energy<br>keV    |   | Photons<br>per 100 disint. |                |
|--------------------|------|------------------|---|----------------------------|----------------|
| XL                 | (Po) | 9,6576 — 16,2129 |   | 1,14 (18)                  |                |
| XK $\alpha_2$      | (Po) | 76,864           |   | 0,99 (15)                  | } K $\alpha$   |
| XK $\alpha_1$      | (Po) | 79,293           |   | 1,6 (3)                    |                |
| XK $\beta_3$       | (Po) | 89,256           | } |                            | } K' $\beta_1$ |
| XK $\beta_1$       | (Po) | 89,807           | } | 0,56 (9)                   |                |
| XK $\beta_5''$     | (Po) | 90,363           | } |                            |                |
| XK $\beta_2$       | (Po) | 92,263           | } |                            | } K' $\beta_2$ |
| XK $\beta_4$       | (Po) | 92,618           | } | 0,18 (3)                   |                |
| XKO <sub>2,3</sub> | (Po) | 92,983           | } |                            |                |
| XL                 | (Tl) | 8,9531 — 14,7362 |   | 0,0062 (8)                 |                |
| XK $\alpha_2$      | (Tl) | 70,8325          |   | 0,0058 (7)                 | } K $\alpha$   |
| XK $\alpha_1$      | (Tl) | 72,8725          |   | 0,0098 (12)                |                |
| XK $\beta_3$       | (Tl) | 82,118           | } |                            | } K' $\beta_1$ |
| XK $\beta_1$       | (Tl) | 82,577           | } | 0,0033 (5)                 |                |
| XK $\beta_5''$     | (Tl) | 83,115           | } |                            |                |
| XK $\beta_2$       | (Tl) | 84,838           | } |                            | } K' $\beta_2$ |
| XK $\beta_4$       | (Tl) | 85,134           | } | 0,00098 (14)               |                |
| XKO <sub>2,3</sub> | (Tl) | 85,444           | } |                            |                |

## 6.2 Gamma Emissions

|                           | Energy<br>keV | Photons<br>per 100 disint. |
|---------------------------|---------------|----------------------------|
| $\gamma_{2,1}(\text{Po})$ | 147,70 (4)    | 0,0128 (8)                 |
| $\gamma_{1,0}(\text{Po})$ | 292,80 (1)    | 0,421 (7)                  |
| $\gamma_{1,0}(\text{Tl})$ | 323,70 (2)    | 0,1584 (24)                |
| $\gamma_{5,3}(\text{Po})$ | 402,8 (3)     | 0,00010 (4)                |
| $\gamma_{2,0}(\text{Po})$ | 440,44 (1)    | 26,1 (3)                   |
| $\gamma_{4,1}(\text{Po})$ | 574,9 (3)     | 0,00068 (16)               |
| $\gamma_{3,0}(\text{Po})$ | 600,9 (2)     | 0,0026 (19)                |
| $\gamma_{6,2}(\text{Po})$ | 604,93 (17)   | 0,0014 (5)                 |
| $\gamma_{7,2}(\text{Po})$ | 659,75 (2)    | 0,043 (6)                  |
| $\gamma_{5,1}(\text{Po})$ | 710,82 (3)    | 0,0112 (6)                 |
| $\gamma_{7,1}(\text{Po})$ | 807,37 (1)    | 0,287 (14)                 |
| $\gamma_{8,1}(\text{Po})$ | 826,55 (4)    | 0,0065 (4)                 |
| $\gamma_{4,0}(\text{Po})$ | 867,96 (2)    | 0,0122 (6)                 |
| $\gamma_{9,2}(\text{Po})$ | 886,66 (14)   | 0,00102 (19)               |
| $\gamma_{5,0}(\text{Po})$ | 1003,58 (2)   | 0,0535 (22)                |
| $\gamma_{6,0}(\text{Po})$ | 1045,67 (8)   | 0,019 (4)                  |
| $\gamma_{7,0}(\text{Po})$ | 1100,16 (1)   | 0,265 (6)                  |
| $\gamma_{8,0}(\text{Po})$ | 1119,42 (8)   | 0,0543 (20)                |
| $\gamma_{9,0}(\text{Po})$ | 1328,2 (3)    | 0,00039 (13)               |

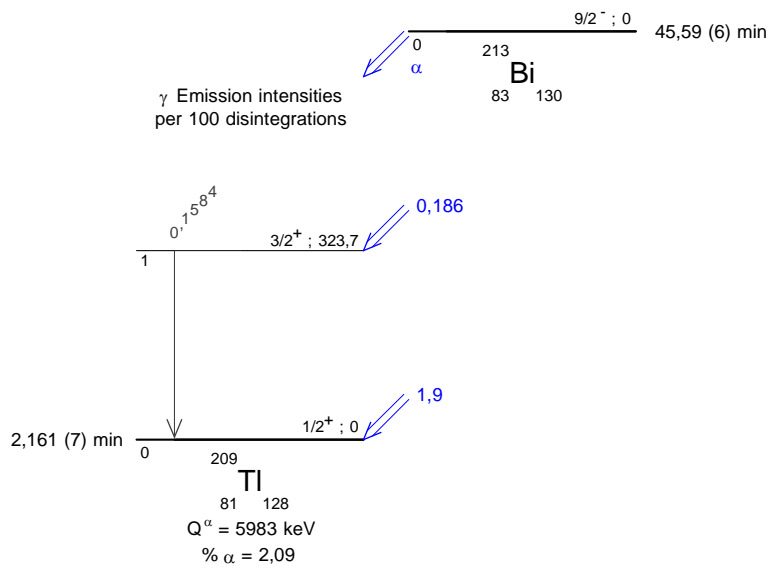
## 7 Main Production Modes

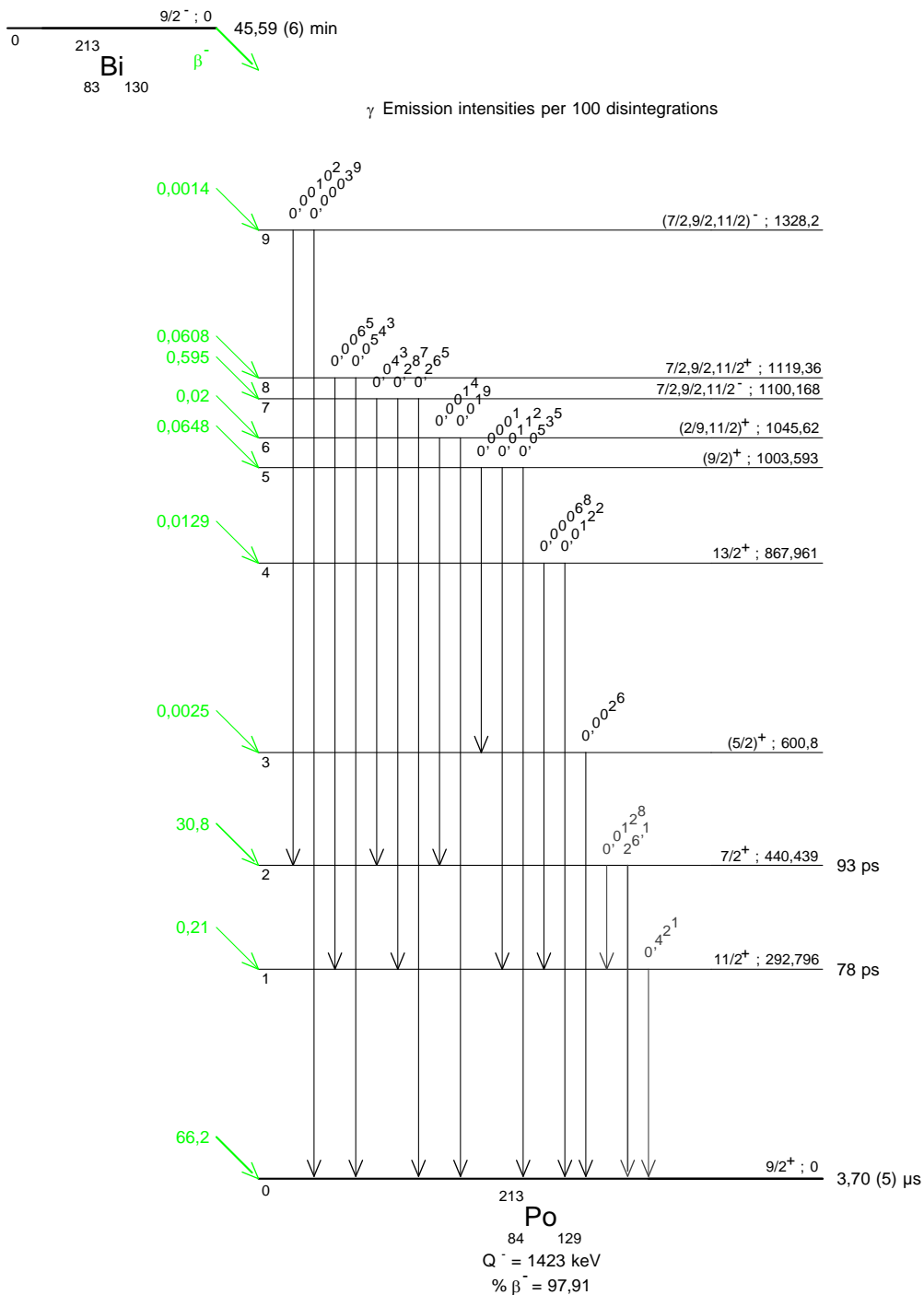
Th – 229 decay chain

## 8 References

- A.C.ENGLISH, T.E.CRANSHAW, P.DEMERS, J.A. HARVEY, E.P. HINCKS, J.V. JELLEY, A.N. MAY. Phys.Rev. 72 (1947) 253  
(Half-life)
- F.HAGEMANN, L.I.KATZIN, M.H.STUDIER, G.T. SEABORG, A. GHIORSO. Phys.Rev. 79 (1950) 435  
(Half-life)
- L.B.MAGNUSSON, F.WAGNER, JR., D.W.ENGELKEMEIR, M.S. FREEDMAN. ANL-5386 (1955)  
(Multipolarity)
- G.GRAEFFE, K.VALLI, J.AALTONEN. Ann.Acad. Sci. Fenn. Ser.A VI, No.145 (1964)  
(Gamma ray energies and intensities)
- R.ARLT, B.S.DZHELEPOV, R.B.IVANOV, M.A.MIKHAILOVA, L.N. MOSKVIN, V.O. SERGEEV, L.G.TSARITSYNA, K.SHTRUSNYI, B.S. DZHELEPOV. Program and Theses, Proc. 19th Ann.Conf.Nucl.Spectroscopy and Struct. of At. Nuclei Erevan (1969) p.152  
(Gamma ray energies and intensities)
- B.S.DZHELEPOV, A.V.ZOLOTAVIN, R.B.IVANOV, M.A. MIKHAILOVA, V.O. SERGEEV, M.I.SOVTSOV, O.M. SHUMILO. Program and Theses, Proc.19th Ann.Conf.Nucl.Spectroscopy and Struct.Of At.Nuclei Erevan (1969) p.153  
(Multipolarity)
- P.POLAK. Radiochim.Acta 19 (1973) 148  
(Half-life)
- T.VYLOV, N.A.GOLOVKOV, B.S.DZHELEPOV, R.B. IVANOV, M.A. MIKHAILOVA, Y.V. NORSEEV, V.G. CHUMIN. Bull.Acad.Sci. USSR, Phys. Ser. 41,No.8 (1977) 85  
(Gamma ray energies and intensities)

- J.K.DICKENS, J.W.McCONNELL. Radiochem.Radioanal.Lett. 47 (1981) 331  
(Gamma ray energies and intensities)
- R.G.HELMER, C.W.REICH, M.A.LEE, I.AHMAD. Int.J.Appl.Radiat.Isotop. 37 (1986) 139  
(Gamma ray energies,intensities and emission probabilities)
- M.C.KOUASSI, A.HACHEM, C.ARDISSON, G.ARDISSON. Nucl.Instrum. Methods Phys.Res. A280 (1989) 424  
(Gamma ray energies and intensities)
- M.J.MARTIN. Nucl.Data Sheets 63 (1991) 723  
(NDS)
- Y.A.AKOVALI. Nucl.Data Sheets 66 (1992) 237  
(NDS)
- E.SCHOENFELD, H.JANSSEN. Nucl. Instrum. Meth. Phys. Res. A369 (1996) 527  
(Atomic data)
- V.G.CHUMIN, J.K.JABBER, K.V.KALYAPKIN, S.A. KUDRYA, V.V. TSUPKO-SITNIKOV, K.YA. GROMOV, V.I. FOMINYKH, T.A. FURYAEV. Bull.Rus. Acad. Sci. Phys. 61 (1997) 1606  
(Gamma ray energies and intensities)
- G.ARDISSON, V.BARCI, O.EL SAMAD. Phys.Rev. C57 (1998) 612  
(Gamma ray energies and intensities)
- K.YA.GROMOV, S.A.KUDRYA, SH.R.MALIKOV, T.M. MUMINOV, ZH.K. SAMATOV, ZH. SEREETER, V.I. FOMINYKH, V.G. CHUMIN. Bull.Rus. Acad. Sci. Phys. 64 (2000) 1770  
(Gamma ray energies and intensities)
- G.AUDI, A.H.WAPSTRA, C.THIBAULT. Nucl. Phys. A729 (2003) 129  
(Q)







## 1 Decay Scheme

Bi-215 ground state ( $J^\pi = (9/2^-)$ ) decays 100 % by beta-minus emission to various excited levels and the ground state of Po-215.

*Le bismuth 215 se désintègre à 100 % par émissions bêta moins vers des états excités et le niveau fondamental du polonium 215.*

## 2 Nuclear Data

|                              |   |       |      |             |
|------------------------------|---|-------|------|-------------|
| $T_{1/2}({}^{215}\text{Bi})$ | : | 7,6   | (2)  | min         |
| $T_{1/2}({}^{215}\text{Po})$ | : | 1,781 | (4)  | $10^{-3}$ s |
| $Q^-({}^{215}\text{Bi})$     | : | 2189  | (15) | keV         |

### 2.1 $\beta^-$ Transitions

|                  | Energy<br>keV | Probability<br>× 100 | Nature                     | lg <i>ft</i> |
|------------------|---------------|----------------------|----------------------------|--------------|
| $\beta_{0,18}^-$ | 790 (15)      | 2,8 (1)              | [1st forbidden non-unique] | 6            |
| $\beta_{0,17}^-$ | 895 (15)      | 2,0 (2)              | [1st forbidden non-unique] | 6,34         |
| $\beta_{0,16}^-$ | 1013 (15)     | 0,2 (1)              | [1st forbidden non-unique] | 7,5          |
| $\beta_{0,14}^-$ | 1111 (15)     | 0,7 (1)              | [1st forbidden non-unique] | 7,1          |
| $\beta_{0,9}^-$  | 1354 (15)     | 1,5 (1)              | [1st forbidden non-unique] | 7,1          |
| $\beta_{0,6}^-$  | 1512 (15)     | 0,5 (1)              | [1st forbidden non-unique] | 7,8          |
| $\beta_{0,5}^-$  | 1581 (15)     | 0,7 (1)              | (1st forbidden non-unique) | 7,7          |
| $\beta_{0,4}^-$  | 1671 (15)     | 0,3 (2)              | (1st forbidden non-unique) | 8,1          |
| $\beta_{0,3}^-$  | 1787 (15)     | 0,5 (1)              | (1st forbidden unique)     | 9            |
| $\beta_{0,2}^-$  | 1895 (15)     | 30 (6)               | (1st forbidden non-unique) | 6,35         |
| $\beta_{0,0}^-$  | 2189 (15)     | 61 (6)               | (1st forbidden non-unique) | 6,28         |



## 2.2 Gamma Transitions and Internal Conversion Coefficients

|                            | Energy<br>keV | $P_{\gamma+ce}$<br>$\times 100$ | Multipolarity | $\alpha_K$  | $\alpha_L$   | $\alpha_M$   | $\alpha_T$ |
|----------------------------|---------------|---------------------------------|---------------|-------------|--------------|--------------|------------|
| $\gamma_{3,1}(\text{Po})$  | 130,58 (1)    | 0,0505 (12)                     | M1+26,5%E2    | 3,19 (16)   | 0,94 (4)     | 0,234 (10)   | 4,44 (13)  |
| $\gamma_{4,2}(\text{Po})$  | 224,04 (7)    | 0,044 (7)                       | E2            | 0,1296 (19) | 0,1407 (20)  | 0,0370 (6)   | 0,319 (5)  |
| $\gamma_{1,0}(\text{Po})$  | 271,228 (10)  | 2,34 (10)                       | M1+94%E2      | 0,111 (6)   | 0,0668 (11)  | 0,0173 (3)   | 0,201 (7)  |
| $\gamma_{2,0}(\text{Po})$  | 293,56 (4)    | 32 (2)                          | M1+50%E2      | 0,25 (4)    | 0,062 (4)    | 0,0152 (7)   | 0,34 (5)   |
| $\gamma_{6,2}(\text{Po})$  | 383,10 (8)    | 0,14 (7)                        |               |             |              |              |            |
| $\gamma_{3,0}(\text{Po})$  | 401,81 (1)    | 0,50 (8)                        | E2            | 0,0351 (5)  | 0,01528 (22) | 0,00390 (6)  | 0,0555 (8) |
| $\gamma_{6,1}(\text{Po})$  | 405,43 (7)    | 0,006 (1)                       |               |             |              |              |            |
| $\gamma_{4,0}(\text{Po})$  | 517,60 (6)    | 1,10 (8)                        | M1+50%E2      | 0,058 (9)   | 0,0115 (11)  | 0,00277 (24) | 0,073 (10) |
| $\gamma_{9,2}(\text{Po})$  | 541,76 (22)   | 0,21 (7)                        |               |             |              |              |            |
| $\gamma_{9,1}(\text{Po})$  | 564,09 (22)   | 0,67 (7)                        |               |             |              |              |            |
| $\gamma_{5,0}(\text{Po})$  | 608,30 (7)    | 0,67 (7)                        | (M1 + E2)     |             |              |              |            |
| $\gamma_{6,0}(\text{Po})$  | 676,66 (7)    | 0,40 (7)                        |               |             |              |              |            |
| $\gamma_{17,4}(\text{Po})$ | 776,9 (1)     | 0,81 (14)                       |               |             |              |              |            |
| $\gamma_{14,2}(\text{Po})$ | 784 (2)       | 0,33 (7)                        |               |             |              |              |            |
| $\gamma_{14,1}(\text{Po})$ | 806,4 (20)    | 0,40 (7)                        |               |             |              |              |            |
| $\gamma_{9,0}(\text{Po})$  | 835,32 (22)   | 0,62 (7)                        |               |             |              |              |            |
| $\gamma_{16,1}(\text{Po})$ | 905 (2)       | 0,21 (7)                        |               |             |              |              |            |
| $\gamma_{17,1}(\text{Po})$ | 1023,3 (1)    | 0,62 (7)                        |               |             |              |              |            |
| $\gamma_{18,2}(\text{Po})$ | 1105,2 (4)    | 1,50 (7)                        |               |             |              |              |            |
| $\gamma_{18,1}(\text{Po})$ | 1127,6 (4)    | 0,48 (7)                        |               |             |              |              |            |
| $\gamma_{17,0}(\text{Po})$ | 1294,5 (1)    | 0,62 (7)                        |               |             |              |              |            |
| $\gamma_{18,0}(\text{Po})$ | 1398,8 (4)    | 0,81 (7)                        |               |             |              |              |            |

## 3 Atomic Data

### 3.1 Po

|                  |   |       |      |
|------------------|---|-------|------|
| $\omega_K$       | : | 0,965 | (4)  |
| $\bar{\omega}_L$ | : | 0,403 | (16) |
| $n_{KL}$         | : | 0,807 | (5)  |

#### 3.1.1 X Radiations

|       | Energy<br>keV | Relative<br>probability |     |      |
|-------|---------------|-------------------------|-----|------|
| $X_K$ | $K\alpha_2$   | 76,864                  | 60  |      |
|       | $K\alpha_1$   | 79,293                  | 100 |      |
|       | $K\beta_3$    | 89,256                  | }   |      |
|       | $K\beta_1$    | 89,807                  |     |      |
|       | $K\beta_5''$  | 90,363                  |     | 34   |
|       | $K\beta_2$    | 92,263                  | }   |      |
|       | $K\beta_4$    | 92,618                  |     | 10,7 |
|       | $KO_{2,3}$    | 92,983                  |     |      |

|                | Energy<br>keV   | Relative<br>probability |
|----------------|-----------------|-------------------------|
| X <sub>L</sub> |                 |                         |
| L $\ell$       | 9,658           |                         |
| L $\alpha$     | 11,016 – 11,13  |                         |
| L $\eta$       | 12,085          |                         |
| L $\beta$      | 12,823 – 13,778 |                         |
| L $\gamma$     | 15,742 – 16,213 |                         |

### 3.1.2 Auger Electrons

|         | Energy<br>keV   | Relative<br>probability |
|---------|-----------------|-------------------------|
| Auger K |                 |                         |
| KLL     | 58,978 – 65,205 | 100                     |
| KLX     | 71,902 – 79,289 | 58                      |
| KXY     | 84,8 – 93,1     | 8,5                     |
| Auger L | 5,434 – 10,934  | 3080                    |

## 4 Electron Emissions

|                      | Energy<br>keV        | Electrons<br>per 100 disint. |
|----------------------|----------------------|------------------------------|
| e <sub>AL</sub>      | (Po) 5,434 - 10,934  | 4,0 (4)                      |
| e <sub>AK</sub>      | (Po)                 | 0,22 (5)                     |
|                      | KLL 58,978 - 65,205  | }                            |
|                      | KLX 71,902 - 79,289  | }                            |
|                      | KXY 84,8 - 93,1      | }                            |
| ec <sub>1,0</sub> K  | (Po) 178,13 (1)      | 0,22 (1)                     |
| ec <sub>2,0</sub> K  | (Po) 200,46 (4)      | 6,0 (4)                      |
| ec <sub>1,0</sub> L  | (Po) 254,30 - 257,42 | 0,13 (1)                     |
| ec <sub>2,0</sub> L  | (Po) 276,63 - 279,75 | 1,5 (1)                      |
| ec <sub>2,0</sub> M+ | (Po) 289,41 - 293,56 | 0,7 (1)                      |
| $\beta_{0,18}^-$     | max: 790 (15)        | 2,8 (1)                      |
| $\beta_{0,18}^-$     | avg: 249 (6)         |                              |

|                  |      | Energy<br>keV |      | Electrons<br>per 100 disint. |
|------------------|------|---------------|------|------------------------------|
| $\beta_{0,17}^-$ | max: | 895           | (15) | 2,0 (2)                      |
| $\beta_{0,17}^-$ | avg: | 287           | (6)  |                              |
| $\beta_{0,16}^-$ | max: | 1013          | (15) | 0,2 (1)                      |
| $\beta_{0,16}^-$ | avg: | 332           | (6)  |                              |
| $\beta_{0,14}^-$ | max: | 1111          | (15) | 0,7 (1)                      |
| $\beta_{0,14}^-$ | avg: | 370           | (6)  |                              |
| $\beta_{0,9}^-$  | max: | 1354          | (15) | 1,5 (1)                      |
| $\beta_{0,9}^-$  | avg: | 465           | (6)  |                              |
| $\beta_{0,6}^-$  | max: | 1512          | (15) | 0,5 (1)                      |
| $\beta_{0,6}^-$  | avg: | 528           | (6)  |                              |
| $\beta_{0,5}^-$  | max: | 1581          | (15) | 0,7 (1)                      |
| $\beta_{0,5}^-$  | avg: | 556           | (6)  |                              |
| $\beta_{0,4}^-$  | max: | 1671          | (15) | 0,3 (2)                      |
| $\beta_{0,4}^-$  | avg: | 593           | (6)  |                              |
| $\beta_{0,3}^-$  | max: | 1787          | (15) | 0,5 (1)                      |
| $\beta_{0,3}^-$  | avg: | 619           | (6)  |                              |
| $\beta_{0,2}^-$  | max: | 1895          | (15) | 30 (6)                       |
| $\beta_{0,2}^-$  | avg: | 685           | (6)  |                              |
| $\beta_{0,0}^-$  | max: | 2189          | (15) | 61 (6)                       |
| $\beta_{0,0}^-$  | avg: | 808           | (6)  |                              |

## 5 Photon Emissions

### 5.1 X-Ray Emissions

|                |      | Energy<br>keV  |  | Photons<br>per 100 disint. |              |
|----------------|------|----------------|--|----------------------------|--------------|
| XL             | (Po) | 9,658 — 16,213 |  | 2,7 (3)                    |              |
| XK $\alpha_2$  | (Po) | 76,864         |  | 1,8 (3)                    | } K $\alpha$ |
| XK $\alpha_1$  | (Po) | 79,293         |  | 3,0 (5)                    |              |
| XK $\beta_3$   | (Po) | 89,256         |  | }                          | K' $\beta_1$ |
| XK $\beta_1$   | (Po) | 89,807         |  | }                          |              |
| XK $\beta_5''$ | (Po) | 90,363         |  | }                          |              |
| XK $\beta_2$   | (Po) | 92,263         |  | }                          | K' $\beta_2$ |
| XK $\beta_4$   | (Po) | 92,618         |  | }                          |              |
| XKO $_{2,3}$   | (Po) | 92,983         |  | }                          |              |

## 5.2 Gamma Emissions

|                            | Energy<br>keV | Photons<br>per 100 disint. |
|----------------------------|---------------|----------------------------|
| $\gamma_{3,1}(\text{Po})$  | 130,58 (1)    | 0,0093 (10)                |
| $\gamma_{4,2}(\text{Po})$  | 224,04 (7)    | 0,033 (5)                  |
| $\gamma_{1,0}(\text{Po})$  | 271,228 (10)  | 1,95 (7)                   |
| $\gamma_{2,0}(\text{Po})$  | 293,56 (4)    | 23,8 (9)                   |
| $\gamma_{6,2}(\text{Po})$  | 383,10 (8)    | 0,14 (7)                   |
| $\gamma_{3,0}(\text{Po})$  | 401,81 (1)    | 0,48 (7)                   |
| $\gamma_{6,1}(\text{Po})$  | 405,43 (7)    | 0,006 (1)                  |
| $\gamma_{4,0}(\text{Po})$  | 517,60 (6)    | 1,02 (8)                   |
| $\gamma_{9,2}(\text{Po})$  | 541,76 (22)   | 0,21 (7)                   |
| $\gamma_{9,1}(\text{Po})$  | 564,09 (22)   | 0,67 (7)                   |
| $\gamma_{5,0}(\text{Po})$  | 608,30 (7)    | 0,67 (7)                   |
| $\gamma_{6,0}(\text{Po})$  | 676,66 (7)    | 0,40 (7)                   |
| $\gamma_{17,4}(\text{Po})$ | 776,9 (1)     | 0,81 (14)                  |
| $\gamma_{14,2}(\text{Po})$ | 784 (2)       | 0,33 (7)                   |
| $\gamma_{14,1}(\text{Po})$ | 806,4 (20)    | 0,40 (7)                   |
| $\gamma_{9,0}(\text{Po})$  | 835,32 (22)   | 0,62 (7)                   |
| $\gamma_{16,1}(\text{Po})$ | 905 (2)       | 0,21 (7)                   |
| $\gamma_{17,1}(\text{Po})$ | 1023,3 (1)    | 0,62 (7)                   |
| $\gamma_{18,2}(\text{Po})$ | 1105,2 (4)    | 1,50 (7)                   |
| $\gamma_{18,1}(\text{Po})$ | 1127,6 (4)    | 0,48 (7)                   |
| $\gamma_{17,0}(\text{Po})$ | 1294,5 (1)    | 0,62 (7)                   |
| $\gamma_{18,0}(\text{Po})$ | 1398,8 (4)    | 0,81 (7)                   |

## 6 Main Production Modes

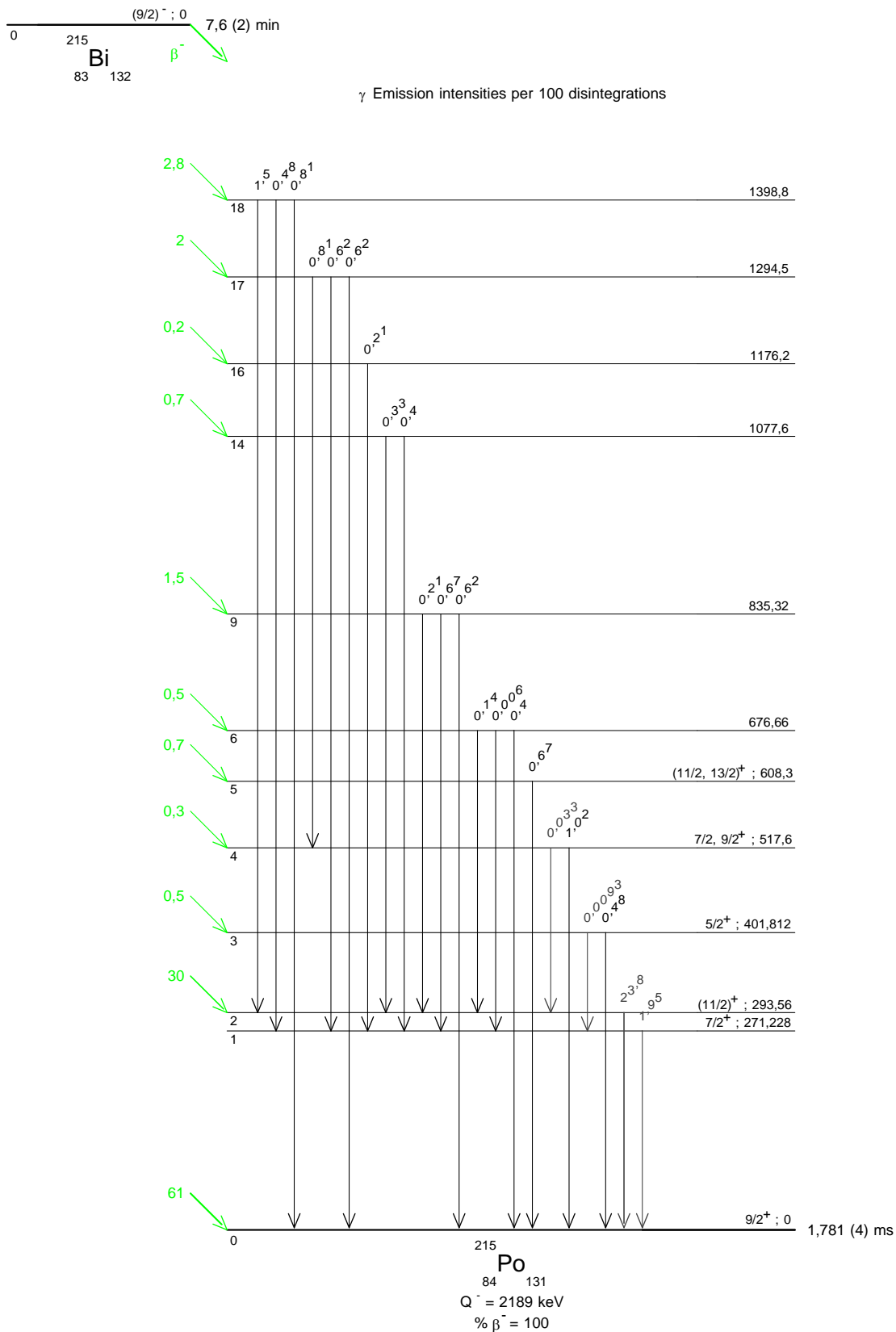
U – 235 (4n + 3) decay chain

Th – 232(p,x)Bi – 215

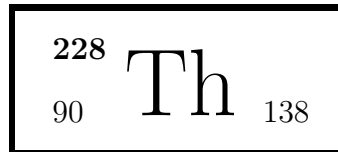
## 7 References

- B.W. SARGENT. Proc. Royal Soc. London A139 (1933) 659  
(Beta decay, 5th power law)
- E.K. HYDE, A. GHIORSO. Phys. Rev. 90 (1953) 267  
(Beta decay, Half-life)
- R.D. EVANS. The Atomic Nucleus, Tata McGraw-Hill (1955) 559  
(Beta decay, 5th power law)
- I. KAPLAN. Nuclear Physics, Addison-Wesley (1963) 364  
(Beta decay, 5th power law)
- M. NURMIA, D. GIESSING, W. SIEVERS, L. VARGA. Ann. Acad. Sci. Fenn. Ser. A VI No. 167 (1965)  
(Half-life)
- W.F. DAVIDSON, R.D. CONNOR. Nucl. Phys. A149 (1970) 385  
(K/L and L sub-shell ratios, ICC)
- F.P. LARKINS. At. Data Nucl. Data Tables 20 (1977) 311  
(Auger electron energies)

- D.G. BURKE, H. FOLGER, H. GABELMANN, E. HAGEBØ, P. HILL, P. HOFF, O. JONSSON, N. KAFFRELL, W. KURCEWICZ, G. LØVHØIDEN, K. NYBØ, G. NYMAN, H. RAVN, K. RIISAGER, J. ROGOWSKI, K. STEFFENSEN, T.F. THORSTEINSEN, *et al.*. Z. Phys. - Atomic Nuclei 333 (1989) 131 (Half-life)
- E. RUCHOWSKA, J. ZYLICZ, C.F. LIANG, P. PARIS, CH. BRIANÇON. J. Phys. G: Nucl. Part. Phys. 16 (1990) 255 (Gamma-ray energies, Gamma-ray emission probabilities, Half-life)
- M.J. MARTIN. Nucl. Data Sheets 63 (1991) 723 (Nuclear structure, level energies)
- E. SCHÖNFELD, H. JANSSEN. Nucl. Instrum. Methods Phys. Res. A369 (1996) 527 (X(K), X(L), Auger electrons)
- E. SCHÖNFELD, G. RODLOFF. PTB Report PTB-6.11-98-1 (1998) (Auger electrons)
- E. SCHÖNFELD, G. RODLOFF. PTB Report PTB-6.11-1999-1 (1999) (X(K))
- E. BROWNE. Nucl. Data Sheets 93 (2001) 763 (Nuclear structure, level energies)
- S. RAMAN, C.W. NESTOR JR., A. ICHIHARA, M.B. TRZHASKOVSKAYA. Phys. Rev. C66 (2002) 044312 (Theoretical ICC)
- I.M. BAND, M.B. TRZHASKOVSKAYA, C.W. NESTOR JR., P.O. TIKKANEN, S. RAMAN. At. Data Nucl. Data Tables 81 (2002) 1 (Theoretical ICC)
- J. KURPETA, A. PLOCHOCKI, A.N. ANDREYEV, J. AYSTO, A. DE SMET, H. DE WITTE, A.-H. EVENSEN, V. FEDOSEYEV, S. FRANCHOO, M. GORSKA, H. GRAWE, M. HUHTA, M. HUYSE, Z. JANAS, A. JOKINEN, M. KARNY, E. KUGLER, W. KURCEWICZ, U. KOSTER, *ET AL.* Eur. Phys. J. A18 (2003) 31 (Gamma-ray energies, gamma-ray emission probabilities, beta-particle emission probabilities)
- Y.A. AKOVALI. At. Data Nucl. Data Tables 100 (2003) 141 (Nuclear structure, level energies)
- G. AUDI, A.H. WAPSTRA, C. THIBAUT. Nucl. Phys. A729 (2003) 337 (Q)
- E. BROWNE. Nucl. Data Sheets 103 (2004) 183 (Nuclear structure, level energies)
- M.S. BASUNIA. Nucl. Data Sheets 108 (2007) 633 (Nuclear structure, level energies)
- T. KIBÉDI, T.W. BURROWS, M.B. TRZHASKOVSKAYA, P.M. DAVIDSON, C.W. NESTOR JR. Nucl. Instrum. Methods Phys. Res. A589 (2008) 202 (Theoretical ICC)







## 1 Decay Scheme

Th-228 decays 100 % by alpha-particle emission to various excited levels and the ground state of Ra-224, and by a small O-20 cluster-decay branch of  $1.13 (22) 10^{-11} \%$ .

*Le thorium 228 se désintègre par émission alpha principalement vers le niveau fondamental et le niveau excité de 84,4 keV du radium 224.*

## 2 Nuclear Data

|                             |   |         |      |     |
|-----------------------------|---|---------|------|-----|
| $T_{1/2}(^{228}\text{Th})$  | : | 1,9126  | (9)  | a   |
| $T_{1/2}(^{224}\text{Ra})$  | : | 3,631   | (2)  | d   |
| $Q^\alpha(^{228}\text{Th})$ | : | 5520,08 | (22) | keV |

### 2.1 $\alpha$ Transitions

|                | Energy<br>keV | Probability<br>$\times 100$ | F     |
|----------------|---------------|-----------------------------|-------|
| $\alpha_{0,8}$ | 4527,43 (23)  | 0,0000045 (7)               | 7,2   |
| $\alpha_{0,7}$ | 4603,74 (23)  | 0,000017 (3)                | 7     |
| $\alpha_{0,6}$ | 5040,9 (3)    | 0,000024 (5)                | 4600  |
| $\alpha_{0,5}$ | 5087,01 (24)  | 0,000010 (2)                | 21400 |
| $\alpha_{0,4}$ | 5229,72 (22)  | 0,036 (6)                   | 44    |
| $\alpha_{0,3}$ | 5269,30 (22)  | 0,218 (4)                   | 12,5  |
| $\alpha_{0,2}$ | 5304,10 (22)  | 0,408 (7)                   | 10,7  |
| $\alpha_{0,1}$ | 5435,71 (22)  | 26,0 (5)                    | 0,958 |
| $\alpha_{0,0}$ | 5520,08 (22)  | 73,4 (5)                    | 1     |



## 2.2 Gamma Transitions and Internal Conversion Coefficients

|                     | Energy<br>keV | $P_{\gamma+ce}$<br>$\times 100$ | Multipolarity | $\alpha_K$   | $\alpha_L$    | $\alpha_M$    | $\alpha_T$   |
|---------------------|---------------|---------------------------------|---------------|--------------|---------------|---------------|--------------|
| $\gamma_{4,2}$ (Ra) | 74,38 (4)     | 0,015 (5)                       | [E2]          |              | 28,3 (4)      | 7,71 (11)     | 38,6 (6)     |
| $\gamma_{1,0}$ (Ra) | 84,373 (3)    | 26,4 (7)                        | E2            |              | 15,57 (22)    | 4,24 (6)      | 21,2 (3)     |
| $\gamma_{2,1}$ (Ra) | 131,612 (5)   | 0,158 (3)                       | E1            | 0,194 (3)    | 0,0406 (6)    | 0,00977 (14)  | 0,247 (4)    |
| $\gamma_{5,4}$ (Ra) | 142,71 (11)   | 0,0000041 (13)                  | [E2]          | 0,279 (4)    | 1,368 (20)    | 0,372 (6)     | 2,14 (3)     |
| $\gamma_{3,1}$ (Ra) | 166,410 (4)   | 0,217 (4)                       | E2            | 0,225 (4)    | 0,691 (10)    | 0,187 (3)     | 1,164 (17)   |
| $\gamma_{5,3}$ (Ra) | 182,29 (10)   | 0,0000057 (20)                  | [E1]          | 0,0894 (13)  | 0,01757 (25)  | 0,00421 (6)   | 0,1126 (16)  |
| $\gamma_{4,1}$ (Ra) | 205,99 (4)    | 0,0204 (5)                      | [E1]          | 0,0671 (10)  | 0,01292 (18)  | 0,00309 (5)   | 0,0841 (12)  |
| $\gamma_{2,0}$ (Ra) | 215,985 (4)   | 0,265 (4)                       | E1            | 0,0600 (9)   | 0,01148 (16)  | 0,00274 (4)   | 0,0752 (11)  |
| $\gamma_{6,3}$ (Ra) | 228,42 (18)   | 0,000025 (6)                    | [E2]          | 0,1244 (18)  | 0,178 (3)     | 0,0479 (7)    | 0,366 (6)    |
| $\gamma_{7,2}$ (Ra) | 700,36 (7)    | 0,000003 (1)                    | E1            | 0,00502 (7)  | 0,000834 (12) | 0,000196 (3)  | 0,00611 (9)  |
| $\gamma_{8,3}$ (Ra) | 741,87 (6)    | 0,0000014 (4)                   | [E2]          | 0,01196 (17) | 0,00322 (5)   | 0,000803 (12) | 0,01625 (23) |
| $\gamma_{7,1}$ (Ra) | 831,97 (10)   | 0,000014 (2)                    | E2            | 0,00970 (14) | 0,00240 (4)   | 0,000594 (9)  | 0,01289 (18) |
| $\gamma_{8,1}$ (Ra) | 908,28 (6)    | 0,0000017 (5)                   | [M1+50%E2]    | 0,0190 (24)  | 0,0036 (4)    | 0,00087 (9)   | 0,024 (3)    |
| $\gamma_{8,0}$ (Ra) | 992,65 (6)    | 0,0000014 (4)                   | [E2]          | 0,00705 (10) | 0,001569 (22) | 0,000384 (6)  | 0,00913 (13) |

## 3 Atomic Data

### 3.1 Ra

|                  |   |            |
|------------------|---|------------|
| $\omega_K$       | : | 0,968 (4)  |
| $\bar{\omega}_L$ | : | 0,452 (18) |
| $n_{KL}$         | : | 0,801 (5)  |

#### 3.1.1 X Radiations

|                | Energy<br>keV     | Relative<br>probability |                 |
|----------------|-------------------|-------------------------|-----------------|
| X <sub>K</sub> | K $\alpha_2$      | 85,43                   |                 |
|                | K $\alpha_1$      | 88,47                   |                 |
|                | K $\beta_3$       | 99,432                  | }               |
|                | K $\beta_1$       | 100,13                  |                 |
|                | K $\beta_5''$     | 100,738                 | }               |
|                | K $\beta_2$       | 102,89                  |                 |
|                | K $\beta_4$       | 103,295                 | }               |
|                | KO <sub>2,3</sub> | 103,74                  |                 |
|                | X <sub>L</sub>    | L $\ell$                | 10,622          |
|                |                   | L $\alpha$              | 12,196 – 12,339 |
| L $\eta$       |                   | 13,662                  |                 |
| L $\beta$      |                   | 14,236 – 15,447         |                 |
| L $\gamma$     |                   | 17,848 – 18,412         |                 |

## 3.1.2 Auger Electrons

|         | Energy<br>keV   | Relative<br>probability |
|---------|-----------------|-------------------------|
| Auger K |                 |                         |
| KLL     | 65,149 – 72,729 | 100                     |
| KLX     | 79,721 – 88,466 | 57                      |
| KXY     | 94,27 – 103,91  | 8,4                     |
| Auger L | 5,71 – 12,04    | 852500                  |

4  $\alpha$  Emissions

|                | Energy<br>keV | Probability<br>$\times 100$ |
|----------------|---------------|-----------------------------|
| $\alpha_{0,8}$ | 4448,00 (23)  | 0,0000045 (7)               |
| $\alpha_{0,7}$ | 4522,97 (23)  | 0,000017 (3)                |
| $\alpha_{0,6}$ | 4952,5 (3)    | 0,000024 (5)                |
| $\alpha_{0,5}$ | 4997,76 (24)  | 0,000010 (2)                |
| $\alpha_{0,4}$ | 5137,97 (22)  | 0,036 (6)                   |
| $\alpha_{0,3}$ | 5176,86 (22)  | 0,218 (4)                   |
| $\alpha_{0,2}$ | 5211,05 (22)  | 0,408 (7)                   |
| $\alpha_{0,1}$ | 5340,35 (22)  | 26,0 (5)                    |
| $\alpha_{0,0}$ | 5423,24 (22)  | 73,4 (5)                    |

## 5 Electron Emissions

|                      |      | Energy<br>keV   | Electrons<br>per 100 disint. |
|----------------------|------|-----------------|------------------------------|
| e <sub>AL</sub>      | (Ra) | 5,71 - 12,04    | 10,4 (4)                     |
| e <sub>AK</sub>      | (Ra) |                 | 0,0020 (3)                   |
|                      | KLL  | 65,149 - 72,729 | }                            |
|                      | KLX  | 79,721 - 88,466 | }                            |
|                      | KXY  | 94,27 - 103,91  | }                            |
| ec <sub>3,1</sub> K  | (Ra) | 62,497 (4)      | 0,023 (1)                    |
| ec <sub>1,0</sub> T  | (Ra) | 65,14 - 84,36   | 25,2 (7)                     |
| ec <sub>1,0</sub> L  | (Ra) | 65,14 - 68,93   | 18,5 (5)                     |
| ec <sub>1,0</sub> M  | (Ra) | 79,55 - 81,27   | 5,0 (2)                      |
| ec <sub>1,0</sub> N+ | (Ra) | 83,17 - 84,36   | 1,65 (5)                     |

|                     |      | Energy<br>keV   | Electrons<br>per 100 disint. |
|---------------------|------|-----------------|------------------------------|
| ec <sub>2,0</sub> K | (Ra) | 112,072 (4)     | 0,015 (6)                    |
| ec <sub>3,1</sub> L | (Ra) | 147,17 - 150,97 | 0,069 (2)                    |
| ec <sub>3,1</sub> M | (Ra) | 161,59 - 166,40 | 0,025 (1)                    |

## 6 Photon Emissions

### 6.1 X-Ray Emissions

|                    |      | Energy<br>keV   | Photons<br>per 100 disint. |              |
|--------------------|------|-----------------|----------------------------|--------------|
| XL                 | (Ra) | 10,622 — 18,412 | 8,6 (4)                    |              |
| XK $\alpha_2$      | (Ra) | 85,43           | 0,0180 (3)                 | } K $\alpha$ |
| XK $\alpha_1$      | (Ra) | 88,47           | 0,0295 (5)                 | }            |
| XK $\beta_3$       | (Ra) | 99,432          | }                          |              |
| XK $\beta_1$       | (Ra) | 100,13          | }                          | K' $\beta_1$ |
| XK $\beta_5''$     | (Ra) | 100,738         | }                          |              |
| XK $\beta_2$       | (Ra) | 102,89          | }                          |              |
| XK $\beta_4$       | (Ra) | 103,295         | }                          | K' $\beta_2$ |
| XKO <sub>2,3</sub> | (Ra) | 103,74          | }                          |              |

### 6.2 Gamma Emissions

|                           | Energy<br>keV | Photons<br>per 100 disint. |
|---------------------------|---------------|----------------------------|
| $\gamma_{4,2}(\text{Ra})$ | 74,38 (4)     | 0,00039 (14)               |
| $\gamma_{1,0}(\text{Ra})$ | 84,373 (3)    | 1,19 (3)                   |
| $\gamma_{2,1}(\text{Ra})$ | 131,612 (5)   | 0,127 (2)                  |
| $\gamma_{5,4}(\text{Ra})$ | 142,71 (11)   | 0,0000013 (4)              |
| $\gamma_{3,1}(\text{Ra})$ | 166,410 (4)   | 0,1004 (14)                |
| $\gamma_{5,3}(\text{Ra})$ | 182,29 (10)   | 0,0000051 (18)             |
| $\gamma_{4,1}(\text{Ra})$ | 205,99 (4)    | 0,0188 (5)                 |
| $\gamma_{2,0}(\text{Ra})$ | 215,985 (4)   | 0,246 (4)                  |
| $\gamma_{6,3}(\text{Ra})$ | 228,42 (18)   | 0,000018 (4)               |
| $\gamma_{7,2}(\text{Ra})$ | 700,36 (7)    | 0,000003 (1)               |
| $\gamma_{8,3}(\text{Ra})$ | 741,87 (6)    | 0,0000014 (4)              |

|                           | Energy<br>keV | Photons<br>per 100 disint. |
|---------------------------|---------------|----------------------------|
| $\gamma_{7,1}(\text{Ra})$ | 831,97 (7)    | 0,000014 (2)               |
| $\gamma_{8,1}(\text{Ra})$ | 908,28 (6)    | 0,0000017 (5)              |
| $\gamma_{8,0}(\text{Ra})$ | 992,65 (6)    | 0,0000014 (4)              |

## 7 Main Production Modes

Th – 230(p,t)Th – 228

Th – 230( $\alpha, \alpha 2n\gamma$ )Th – 228

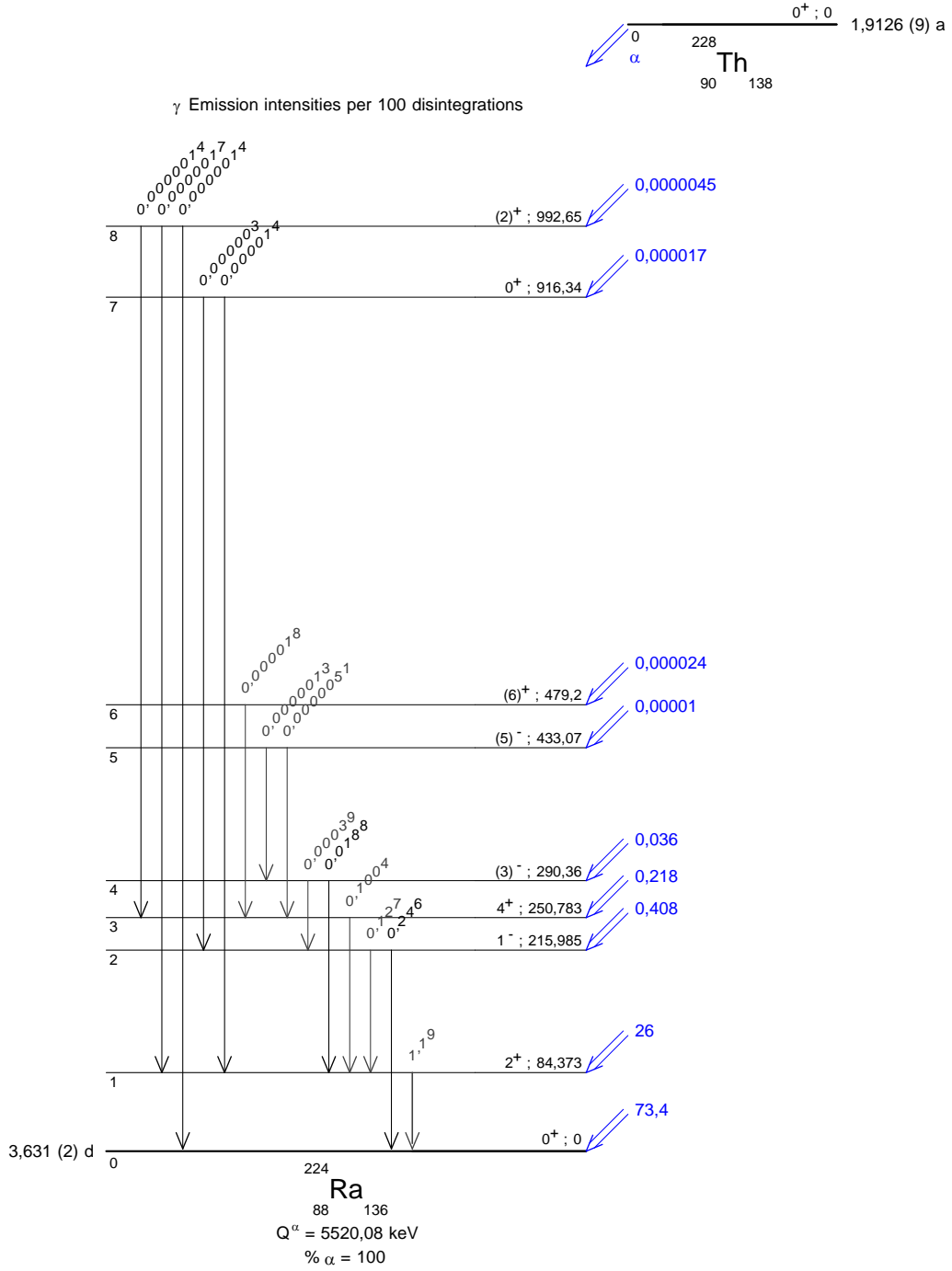
Ra – 226( $\alpha, 2n\gamma$ )Th – 228

U – 232( $\alpha$ )

## 8 References

- L. MEITNER. Phys. Zeitschr. 19 (1918) 257  
(Half-life)
- F. ASARO, F. STEPHENS JR., I. PERLMAN. Phys. Rev. 92 (1953) 1495  
(Alpha-particle energies, alpha-particle emission probabilities, gamma-ray emission probabilities, internal conversion coefficients)
- H.W. KIRBY, G.R. GROVE, D.L. TIMMA. Phys. Rev. 102 (1956) 1140  
(Half-life)
- C.W. MAYS, D.R. ATHERTON, R.D. LLOYD, D.O. CLARK. COO-225 (1962) 90  
(Half-life)
- M.O. COSTA, M.R.S. GRADE. Port. Phys. 4 (1966) 267  
(Conversion-electron emission probabilities, internal conversion coefficients)
- J. DALMASSO, C. MARSOL. C.R. Acad. Sci. (Paris) 267B (1968) 1366  
(Gamma-ray energies)
- C.L. DUKE, W.L. TALBERT JR. Phys. Rev. 173 (1968) 1125  
(Internal conversion coefficients)
- A. PEGHAIRE. Nucl. Instrum. Methods 75 (1969) 66  
(Alpha-particle emission probabilities, gamma-ray emission probabilities, internal conversion coefficients)
- S.A. BARANOV, V.M. SHATINSKII, V.M. KULAKOV, Y.F. RODIONOV. Sov. J. Nucl. Phys. 11 (1970) 515  
(Alpha-particle energies, alpha-particle emission probabilities)
- D.L. SPENNY, A.A. BARTLETT. COO-535-620 (1970) 102  
(L- and M-subshell ratios)
- K.C. JORDAN, G.W. OTTO, R.P. RATAY. J. Inorg. Nucl. Chem. 33 (1971) 1215  
(Half-life)
- B. GRENNBERG, A. RYTZ. Metrologia 7 (1971) 65  
(Alpha-particle energies)
- S.A. BARANOV, A.G. ZELENKOV, V.M. KULAKOV. IAEA-186 III (1976) 249  
(Alpha-particle energies, alpha-particle emission probabilities)
- F.P. LARKINS. At. Data Nucl. Data Tables 20 (1977) 311  
(Auger-electron energies)

- W. KURCEWICZ, N. KAFFRELL, N. TRAUTMANN, A. PLOCHOCKI, J. ZYLICZ, M. MATUL, K. STRYCZNIEWICZ. Nucl. Phys. A289 (1977) 1  
(Gamma-ray energies, Gamma-ray emission probabilities)
- W. KURCEWICZ, E. RUCHOWSKA, N. KAFFRELL, N. TRAUTMANN. Nucl. Instrum. Methods 146 (1977) 613  
(Gamma-ray energies)
- W. KURCEWICZ, E. RUCHOWSKA, N. KAFFRELL, T. BJOERNSTAD, G. NYMAN. Nucl. Phys. A356 (1981) 15  
(908.28-keV gamma-ray emission probability)
- S. SADASIVAN, V.M. RAGHUNATH. Nucl. Instrum. Methods 196 (1982) 561  
(Gamma-ray emission probabilities)
- R.J. GEHRKE, V.J. NOVICK, J.D. BAKER. Int. J. Appl. Radiat. Isot. 35 (1984) 581  
(Gamma-ray emission probabilities)
- A. RTYZ. At. Data Nucl. Data Tables 47 (1991) 205  
(Alpha-particle energies, alpha-particle emission probabilities)
- M.P. UNTERWEGER, D.D. HOPPE, F.J. SCHIMA. Nucl. Instrum. Methods Phys. Res. A312 (1992) 349  
(Half-life)
- R. BONETTI, C. CHIESA, A. GUGLIELMETTI, C. MIGLIORINO, A. CESANA, M. TERRANI. Nucl. Phys. A556 (1993) 115  
(Cluster decay)
- T. BABELIOWSKY, G. BORTELS. Appl. Radiat. Isot. 44 (1993) 1349  
(Alpha-particle emission probabilities)
- G. ARDISSON, M. HUSSONNOIS. Radiochim. Acta 70/71 (1995) 123  
(Cluster decay)
- E. SCHÖNFELD, H. JANSSEN. Nucl. Instrum. Methods Phys. Res. A369 (1996) 527  
(K-x ray, L-x ray, Auger electrons)
- A. ARTNA-COHEN. Nucl. Data Sheets 80 (1997) 227  
(Nuclear structure, energies)
- S.P. TRETYAKOVA, V.L. MIKHEEV. Nuovo Cim. 110A (1997) 1043  
(Cluster decay)
- Y.A. AKOVALI. Nucl. Data Sheets 84 (1998) 1  
(Alpha decay,  $r_0$  parameter)
- E. SCHÖNFELD, G. RODLOFF. Report PTB-6.11-98-1 (1998)  
(Auger electrons)
- E. SCHÖNFELD, G. RODLOFF. Report PTB-6.11-1999-1 (1999)  
(X-ray emission probabilities)
- M.P. UNTERWEGER. Appl. Radiat. Isot. 56 (2002) 125  
(Half-life)
- I.M. BAND, M.B. TRZHASKOVSKAYA, C.W. NESTOR JR., P.O. TIKKANEN, S. RAMAN. At. Data Nucl. Data Tables 81 (2002) 1  
(Theoretical ICC)
- S. RAMAN, C.W. NESTOR JR., A. ICHIHARA, M.B. TRZHASKOVSKAYA. Phys. Rev. C66 (2002) 044312  
(Theoretical ICC)
- G. AUDI, A.H. WAPSTRA, C. THIBAUT. Nucl. Phys. A729 (2003) 337  
(Q value)
- M.-M.BÉ, V.P. CHECHEV, R. DERSCH, O.A.M. HELENE, R.G. HELMER, M. HERMAN, S. HLAVÁČ, A. MARCINKOWSKI, G.L. MOLNÁR, A.L. NICHOLS, E. SCHÖNFELD, V.R. VANIN, M.J. WOODS. IAEA Scientific and Technical Report STI/PUB/1287 (2007)  
(Half-life)
- T. KIBEDI, T.W. BURROWS, M.B. TRZHASKOVSKAYA, P.M. DAVIDSON, C.W. NESTOR JR. Nucl. Instrum. Methods Phys. Res. A589 (2008) 202  
(Theoretical ICC)







## 1 Decay Scheme

Cm-242 decays 100% by alpha transitions to Pu-238 and by spontaneous fission with branching fraction of 6.36 (14) E-6 %.

*Le curium 242 se désintègre à 100% par transition alpha vers le plutonium 238 et par fission spontanée pour 6,36 (14) E-06 %.*

## 2 Nuclear Data

|                             |   |         |     |     |
|-----------------------------|---|---------|-----|-----|
| $T_{1/2}(^{242}\text{Cm})$  | : | 162,86  | (8) | d   |
| $T_{1/2}(^{238}\text{Pu})$  | : | 87,74   | (3) | a   |
| $Q^\alpha(^{242}\text{Cm})$ | : | 6215,56 | (8) | keV |

### 2.1 $\alpha$ Transitions

|                 | Energy<br>keV | Probability<br>$\times 100$ | F            |
|-----------------|---------------|-----------------------------|--------------|
| $\alpha_{0,15}$ | 4951,27 (24)  | 0,00000052 (14)             | 6            |
| $\alpha_{0,14}$ | 4986,87 (24)  | 0,00000055 (15)             | 10           |
| $\alpha_{0,13}$ | 5089,77 (19)  | 0,00000031 (10)             | 88           |
| $\alpha_{0,12}$ | 5186,94 (10)  | 0,00000037 (10)             | 32           |
| $\alpha_{0,11}$ | 5197,0 (3)    | $\leq 0,0000002$            | $\geq 700$   |
| $\alpha_{0,10}$ | 5232,56 (12)  | 0,0000017 (5)               | 137          |
| $\alpha_{0,9}$  | 5252,84 (11)  | 0,00000113 (21)             | 278          |
| $\alpha_{0,8}$  | 5274,13 (12)  | 0,000035 (7)                | 12           |
| $\alpha_{0,7}$  | 5452,34 (15)  | $\leq 0,00000022$           | $\geq 24000$ |
| $\alpha_{0,6}$  | 5554,28 (14)  | 0,000013 (3)                | 1700         |
| $\alpha_{0,5}$  | 5610,48 (11)  | 0,00025 (5)                 | 183          |
| $\alpha_{0,4}$  | 5701,94 (18)  | 0,00002                     | 7500         |
| $\alpha_{0,3}$  | 5912,14 (11)  | 0,0046 (5)                  | 458          |
| $\alpha_{0,2}$  | 6069,56 (10)  | 0,034 (2)                   | 390          |
| $\alpha_{0,1}$  | 6171,48 (9)   | 25,94 (7)                   | 1,733        |
| $\alpha_{0,0}$  | 6215,56 (8)   | 74,06 (7)                   | 1            |



## 2.2 Gamma Transitions and Internal Conversion Coefficients

|                      | Energy<br>keV | $P_{\gamma+ce}$<br>$\times 100$ | Multipolarity | $\alpha_K$   | $\alpha_L$    | $\alpha_M$     | $\alpha_T$   |
|----------------------|---------------|---------------------------------|---------------|--------------|---------------|----------------|--------------|
| $\gamma_{1,0}$ (Pu)  | 44,08 (3)     | 26,0 (8)                        | E2            |              | 572 (12)      | 159,4 (32)     | 787 (16)     |
| $\gamma_{2,1}$ (Pu)  | 101,92 (4)    | 0,0388 (22)                     | E2            |              | 10,48 (21)    | 2,94 (6)       | 14,45 (21)   |
| $\gamma_{3,2}$ (Pu)  | 157,42 (9)    | 0,0046 (5)                      | [E2]          | 0,193 (4)    | 1,450 (29)    | 0,405 (8)      | 2,19 (4)     |
| $\gamma_{4,3}$ (Pu)  | 210,20 (14)   | 0,00002052                      | E2            | 0,140 (3)    | 0,415 (8)     | 0,115 (2)      | 0,710 (14)   |
| $\gamma_{8,5}$ (Pu)  | 336,36 (15)   | 0,00000072 (31)                 | [E1]          | 0,0257 (5)   | 0,00502 (10)  | 0,00122 (2)    | 0,0323 (6)   |
| $\gamma_{9,5}$ (Pu)  | 357,64 (7)    | 0,000000055 (11)                | M1+E2         | 0,133 (12)   | 0,0599 (17)   | 0,0158 (4)     | 0,214 (15)   |
| $\gamma_{7,3}$ (Pu)  | 459,8 (2)     | 0,00000006 (3)                  |               |              |               |                |              |
| $\gamma_{6,2}$ (Pu)  | 515,25 (19)   | 0,0000046 (12)                  | E1+M2         | 0,0175 (21)  | 0,0037 (6)    | 0,00092 (14)   | 0,022 (3)    |
| $\gamma_{5,1}$ (Pu)  | 561,02 (10)   | 0,000152 (40)                   | E1            | 0,00929 (18) | 0,00169 (3)   | 0,000407 (8)   | 0,01153 (23) |
| $\gamma_{5,0}$ (Pu)  | 605,04 (10)   | 0,000106 (30)                   | E1            | 0,00806 (16) | 0,00146 (3)   | 0,000350 (7)   | 0,00999 (20) |
| $\gamma_{6,1}$ (Pu)  | 617,20 (12)   | 0,0000079 (21)                  | E1+M2         | 0,0095 (9)   | 0,00185 (22)  | 0,00045 (6)    | 0,0120 (12)  |
| $\gamma_{7,2}$ (Pu)  | 617,22 (13)   | 0,00000016                      |               |              |               |                |              |
| $\gamma_{10,2}$ (Pu) | 837,01 (15)   | 0,00000019 (6)                  | [E2]          | 0,01250 (25) | 0,00366 (7)   | 0,000930 (19)  | 0,0174 (3)   |
| $\gamma_{12,2}$ (Pu) | 882,63 (3)    | 0,000000068 (15)                | (E2)          | 0,01141 (23) | 0,00321 (6)   | 0,000811 (16)  | 0,0157 (3)   |
| $\gamma_{8,1}$ (Pu)  | 897,33 (10)   | 0,000022 (6)                    | (E2)          | 0,01108 (22) | 0,00308 (6)   | 0,000778 (15)  | 0,0152 (3)   |
| $\gamma_{9,1}$ (Pu)  | 918,7 (2)     | 0,00000054 (15)                 | E1            | 0,00382 (8)  | 0,000663 (13) | 0,000158 (3)   | 0,00469 (9)  |
| $\gamma_{10,1}$ (Pu) | 938,91 (10)   | 0,00000097 (33)                 | E0+E2         |              |               |                | 4,4 (4)      |
| $\gamma_{8,0}$ (Pu)  | 941,5 (2)     |                                 | E0            |              |               |                |              |
| $\gamma_{9,0}$ (Pu)  | 962,8 (2)     | 0,00000053 (15)                 | E1            | 0,00352 (7)  | 0,000609 (12) | 0,0001452 (29) | 0,00432 (8)  |
| $\gamma_{11,1}$ (Pu) | 974,5 (3)     | 0,0000002                       |               |              |               |                |              |
| $\gamma_{13,2}$ (Pu) | 979,8 (2)     | 0,00000026 (8)                  |               |              |               |                |              |
| $\gamma_{10,0}$ (Pu) | 983,0 (3)     | 0,00000051 (18)                 | [E2]          | 0,00946 (18) | 0,00246 (5)   | 0,000619 (12)  | 0,01276 (25) |
| $\gamma_{12,1}$ (Pu) | 984,5 (1)     | 0,0000020 (6)                   | M1+E2         | 0,00949 (19) | 0,00247 (5)   | 0,000619 (12)  | 0,01279 (26) |
| $\gamma_{12,0}$ (Pu) | 1028,5 (2)    | 0,0000016 (5)                   | E2            | 0,00875 (17) | 0,00221 (4)   | 0,000554 (11)  | 0,01171 (23) |
| $\gamma_{13,1}$ (Pu) | 1081,7 (3)    | 0,00000005 (2)                  |               |              |               |                |              |
| $\gamma_{15,2}$ (Pu) | 1118,3 (3)    | 0,00000017 (9)                  | [E2]          | 0,00757 (15) | 0,00182 (3)   | 0,000454 (9)   | 0,01001 (20) |
| $\gamma_{14,1}$ (Pu) | 1184,6 (3)    | 0,00000050 (15)                 | E2            | 0,00685 (14) | 0,00160 (3)   | 0,000397 (8)   | 0,00899 (18) |
| $\gamma_{15,1}$ (Pu) | 1220,2 (3)    | 0,00000035 (11)                 | E0+E2+(M1)    |              |               |                | 0,26 (3)     |
| $\gamma_{14,0}$ (Pu) | 1228,7 (3)    |                                 | E0            |              |               |                |              |

## 3 Atomic Data

### 3.1

|                  |   |       |      |
|------------------|---|-------|------|
| $\omega_K$       | : | 0,971 | (4)  |
| $\bar{\omega}_L$ | : | 0,521 | (20) |
| $n_{KL}$         | : | 0,790 | (5)  |

## 3.1.1 X Radiations

|       | Energy<br>keV | Relative<br>probability |              |
|-------|---------------|-------------------------|--------------|
| $X_K$ | $K\alpha_2$   | 99,525                  |              |
|       | $K\alpha_1$   | 103,734                 | 63,17<br>100 |
|       | $K\beta_3$    | 116,244                 | }            |
|       | $K\beta_1$    | 117,228                 | }            |
|       | $K\beta_5''$  | 117,918                 | }            |
|       |               |                         | 36,36        |
|       | $K\beta_2$    | 120,54                  | }            |
|       | $K\beta_4$    | 120,969                 | }            |
|       | $KO_{2,3}$    | 121,543                 | }            |
|       |               |                         | 12,61        |
| $X_L$ | $L\ell$       | 12,12                   |              |
|       | $L\alpha$     | 14,087 – 14,282         |              |
|       | $L\eta$       | 16,333                  |              |
|       | $L\beta$      | 16,5 – 19,33            |              |
|       | $L\gamma$     | 20,71 – 23,07           |              |
|       |               |                         |              |

## 3.1.2 Auger Electrons

|         | Energy<br>keV | Relative<br>probability |
|---------|---------------|-------------------------|
| Auger K |               |                         |
| KLL     | 75,2 – 85,3   | 100                     |
| KLX     | 92,6 – 103,6  | 60,6                    |
| KXY     | 109,8 – 121,5 | 9,2                     |
| Auger L | 6,1 – 22,9    |                         |

4  $\alpha$  Emissions

|                 | Energy<br>keV | Probability<br>$\times 100$ |
|-----------------|---------------|-----------------------------|
| $\alpha_{0,15}$ | 4869,43 (23)  | 0,00000052 (14)             |
| $\alpha_{0,14}$ | 4904,44 (23)  | 0,00000055 (15)             |
| $\alpha_{0,13}$ | 5005,64 (19)  | 0,00000031 (10)             |
| $\alpha_{0,12}$ | 5101,21 (10)  | 0,00000037 (10)             |
| $\alpha_{0,11}$ | 5111,1 (3)    | $\leq 0,0000002$            |
| $\alpha_{0,10}$ | 5146,07 (12)  | 0,00000017 (5)              |

|                | Energy<br>keV | Probability<br>$\times 100$ |
|----------------|---------------|-----------------------------|
| $\alpha_{0,9}$ | 5165,95 (16)  | 0,00000113 (21)             |
| $\alpha_{0,8}$ | 5186,95 (12)  | 0,000035 (7)                |
| $\alpha_{0,7}$ | 5366,22 (15)  | $\leq 0,00000022$           |
| $\alpha_{0,6}$ | 5462,47 (14)  | 0,000013 (3)                |
| $\alpha_{0,5}$ | 5517,75 (11)  | 0,00025 (5)                 |
| $\alpha_{0,4}$ | 5607,76 (16)  | 0,00002                     |
| $\alpha_{0,3}$ | 5816,39 (11)  | 0,0046 (5)                  |
| $\alpha_{0,2}$ | 5969,24 (9)   | 0,034 (2)                   |
| $\alpha_{0,1}$ | 6069,37 (9)   | 25,94 (7)                   |
| $\alpha_{0,0}$ | 6112,72 (8)   | 74,06 (7)                   |

## 5 Electron Emissions

|                     |      | Energy<br>keV   | Electrons<br>per 100 disint. |
|---------------------|------|-----------------|------------------------------|
| e <sub>AL</sub>     | (Pu) | 6,1 - 22,9      | 8,99 (21)                    |
| e <sub>AK</sub>     | (Pu) |                 | 0,0000082 (15)               |
|                     | KLL  | 75,2 - 85,3     | }                            |
|                     | KLX  | 92,6 - 103,6    | }                            |
|                     | KXY  | 109,8 - 121,5   | }                            |
| ec <sub>1,0 L</sub> | (Pu) | 20,98 - 26,02   | 18,8 (6)                     |
| ec <sub>1,0 M</sub> | (Pu) | 38,15 - 40,31   | 5,25 (15)                    |
| ec <sub>2,1 L</sub> | (Pu) | 78,82 - 83,86   | 0,0263 (16)                  |
| ec <sub>2,1 M</sub> | (Pu) | 95,99 - 98,15   | 0,0074 (4)                   |
| ec <sub>3,2 K</sub> | (Pu) | 25,63 (5)       | 0,00027 (3)                  |
| ec <sub>3,2 L</sub> | (Pu) | 134,32 - 139,36 | 0,00210 (24)                 |
| ec <sub>3,2 M</sub> | (Pu) | 151,49 - 153,65 | 0,00059 (7)                  |

## 6 Photon Emissions

### 6.1 X-Ray Emissions

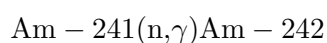
|               |      | Energy<br>keV | Photons<br>per 100 disint. |              |
|---------------|------|---------------|----------------------------|--------------|
| XL            | (Pu) | 12,12 — 23,07 | 9,92 (23)                  |              |
| XK $\alpha_2$ | (Pu) | 99,525        | 0,000082 (9)               | } K $\alpha$ |
| XK $\alpha_1$ | (Pu) | 103,734       | 0,000130 (15)              | }            |

|                |      | Energy<br>keV | Photons<br>per 100 disint. |                             |
|----------------|------|---------------|----------------------------|-----------------------------|
| XK $\beta_3$   | (Pu) | 116,244       | }                          |                             |
| XK $\beta_1$   | (Pu) | 117,228       | }                          | 0,000048 (6) K' $\beta_1$   |
| XK $\beta_5''$ | (Pu) | 117,918       | }                          |                             |
| XK $\beta_2$   | (Pu) | 120,54        | }                          |                             |
| XK $\beta_4$   | (Pu) | 120,969       | }                          | 0,0000165 (19) K' $\beta_2$ |
| XK $O_{2,3}$   | (Pu) | 121,543       | }                          |                             |

## 6.2 Gamma Emissions

|                      | Energy<br>keV | Photons<br>per 100 disint. |
|----------------------|---------------|----------------------------|
| $\gamma_{1,0}$ (Pu)  | 44,08 (3)     | 0,0330 (7)                 |
| $\gamma_{2,1}$ (Pu)  | 101,92 (4)    | 0,00251 (14)               |
| $\gamma_{3,2}$ (Pu)  | 157,42 (9)    | 0,00145 (16)               |
| $\gamma_{4,3}$ (Pu)  | 210,20 (14)   | 0,000012                   |
| $\gamma_{8,5}$ (Pu)  | 336,36 (15)   | 0,0000007 (3)              |
| $\gamma_{9,5}$ (Pu)  | 357,64 (7)    | 0,000000045 (9)            |
| $\gamma_{7,3}$ (Pu)  | 459,8 (2)     | 0,00000006 (3)             |
| $\gamma_{6,2}$ (Pu)  | 515,25 (19)   | 0,0000045 (12)             |
| $\gamma_{5,1}$ (Pu)  | 561,02 (10)   | 0,00015 (4)                |
| $\gamma_{5,0}$ (Pu)  | 605,04 (10)   | 0,000105 (30)              |
| $\gamma_{6,1}$ (Pu)  | 617,20 (12)   | 0,0000079 (21)             |
| $\gamma_{7,2}$ (Pu)  | 617,22 (13)   | 0,00000016                 |
| $\gamma_{10,2}$ (Pu) | 837,01 (15)   | 0,00000019 (6)             |
| $\gamma_{12,2}$ (Pu) | 882,63 (3)    | 0,000000067 (15)           |
| $\gamma_{8,1}$ (Pu)  | 897,33 (10)   | 0,000022 (6)               |
| $\gamma_{9,1}$ (Pu)  | 918,7 (2)     | 0,00000054 (15)            |
| $\gamma_{10,1}$ (Pu) | 938,91 (10)   | 0,00000018 (6)             |
| $\gamma_{9,0}$ (Pu)  | 962,8 (2)     | 0,00000053 (15)            |
| $\gamma_{11,1}$ (Pu) | 974,5 (3)     | 0,0000002                  |
| $\gamma_{13,2}$ (Pu) | 979,8 (2)     | 0,00000026 (8)             |
| $\gamma_{10,0}$ (Pu) | 983,0 (3)     | 0,00000050 (18)            |
| $\gamma_{12,1}$ (Pu) | 984,5 (1)     | 0,0000020 (6)              |
| $\gamma_{12,0}$ (Pu) | 1028,5 (2)    | 0,0000016 (5)              |
| $\gamma_{13,1}$ (Pu) | 1081,7 (3)    | 0,00000005 (2)             |
| $\gamma_{15,2}$ (Pu) | 1118,3 (3)    | 0,00000017 (9)             |
| $\gamma_{14,1}$ (Pu) | 1184,6 (3)    | 0,00000050 (15)            |
| $\gamma_{15,1}$ (Pu) | 1220,2 (3)    | 0,00000028 (9)             |

## 7 Main Production Modes

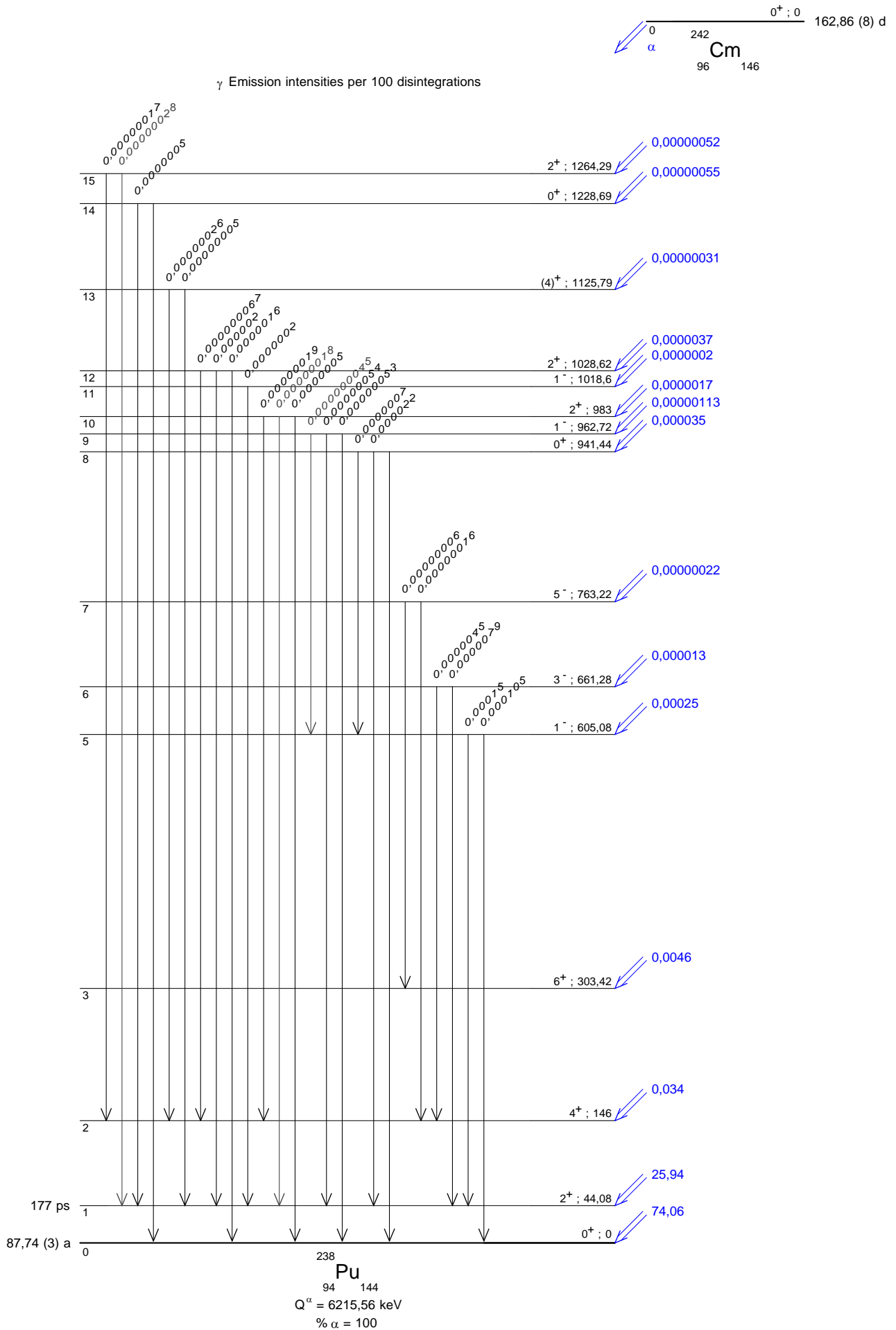


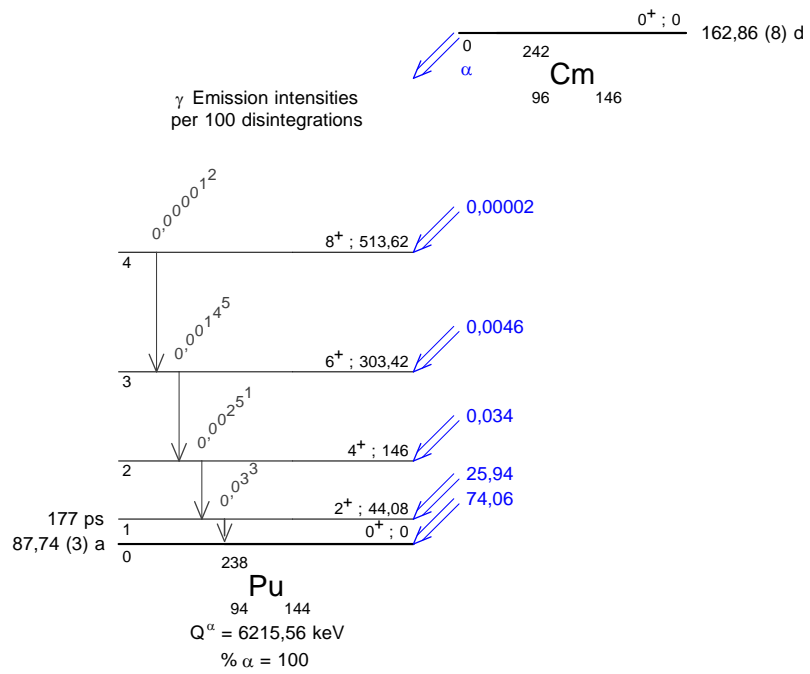
$$\left\{ \begin{array}{l} \text{Am} - 242(\beta^-)\text{Cm} - 242 \\ \text{Possible impurities : Am} - 241, \text{Cm} - 243, \text{Cm} - 244 \end{array} \right.$$

## 8 References

- G.C. HANNA, B.G. HARVEY AND N. MOSS. Phys. Rev. 78 (1950) 617  
(Half-life.)
- G.C. HANNA, B.G. HARVEY, N. MOSS AND P.R. TUNNICLIFFE. Phys. Rev. 81 (1951) 466  
(SF half-life)
- D.C. DUNLAVEY, G.T. SEABORG. Phys. Rev. 87 (1952) 165  
(Conversion electron measurements, gamma-ray multipolarities.)
- F. ASARO, S.G. THOMPSON AND I. PERLMAN. Phys. Rev. 92 (1953) 694  
(Alpha emission energies and probabilities.)
- K.M. GLOVER, J. MILSTED. Nature 173 (1954) 1238  
(Half-life.)
- W.P. HUTCHINSON, A.G. WHITE. Nature 173 (1954) 1238  
(Half-life.)
- S.A. BARANOV, K.N. SHLYAGIN. J. Nuclear Energy 3 (1956) 132  
(Conversion electron measurements, gamma-ray multipolarities.)
- W.G. SMITH, J.M. HOLLANDER. Phys. Rev. 101 (1956) 746  
(Gamma-ray energies and multipolarities.)
- L.N. TREIMAN, R.A. PENNEMAN AND B. BEVAN. unpublished, cited in Ref.: J. Inorg. Nucl. Chem. 5 (1957) 6  
(Half-life.)
- L.N. KONDRATEV, V.B. DEDOV AND L.L. GOLDIN. Izvest. Akad. Nauk SSSR, Ser. Fiz. 22 (1958) 99  
(Alpha emission energies and probabilities)
- F. ASARO, I. PERLMAN. UCRL-9566 (1960) 50  
(Conversion electron measurements, gamma-ray multipolarities.)
- C.M. LEDERER. UCRL-11028 (1963)  
(Absolute gamma-ray emission probabilities.)
- B.S. DZHELEPOV, R.B. IVANOV, V.G. NEDOVESOV AND V.P. CHECHEV. Soviet Phys. JETP 18 (1964) 937  
(Alpha emission energies and probabilities.)
- G.G. AKALAEV, N.A. VARTANOV AND P.S. SAMOILOV. NP-14688 (1965)  
(Conversion electron measurements, gamma-ray multipolarities.)
- K.F. FLYNN, L.E. GLENDENIN AND E.P. STEINBERG. Nucl. Sci. Eng. 22 (1965) 416  
(Half-life.)
- S.A. BARANOV, Y.F. RODIONOV, V.M. KULAKOV AND V.M. SHATINSKII. Soviet J. Nucl. Phys. 4 (1967) 798  
(Alpha emission energies and probabilities.)
- R.J. ARMANI, R. GOLD. Proc. Symp. Standardization of Radionuclides, Intern. At. Energy Agency, Vienna (1967) 621  
(SF half-life.)
- J.A. BEARDEN. Rev. Mod. Phys. 39 (1967) 78  
(X-ray energies.)
- J. BYRNE, R.J.D. BEATTIE, S. BENDA AND I. COLLINGWOOD. J. Phys. B3 (1970) 1166  
(Experimental LX-ray absolute emission probability.)
- B. GRENNBERG, A. RYTZ. Metrologia 7 (1971) 65  
(Alpha emission energies.)
- J.C. POST, A.H.W. ATEN JR.. Radiochim. Acta 15 (1971) 205  
(Gamma-ray energies.)
- K.L. SWINTH. IEEE Trans. Nucl. Sci. 18 (1971) 125  
(Experimental LX-ray absolute emission probability)
- W.J.B. WINTER, A.H. WAPSTRA, P.F.A. GOUDSMIT AND J. KONIJN. Nucl. Phys. A197 (1972) 417  
(Gamma-ray energies.)
- I. AHMAD, R.K. SJOBLUM, R.F. BARNES, F. WAGNER JR. AND P.R. FIELDS. Nucl. Phys. A186 (1972) 620  
(Gamma-ray energies.)
- S.A. BARANOV, V.M. SHATINSKII AND V.M. KULAKOV. Sov. J. Nucl. Phys. 14 (1972) 614  
(Alpha emission energies.)

- W.J. KERRIGAN, C.J. BANICK. J. Inorg. Nucl. Chem. 37 (1975) 641  
(Half-life.)
- H. DIAMOND, W.C. BENTLEY, A.H. JAFFEY AND K.F. FLYNN. Phys. Rev. C15 (1977) 1034  
(Half-life.)
- HUAN-QIAO CHANG, JIN-CHENG XU AND TONG-QING WEN. Chin. J. Nucl. Phys. 1 (1979) 21  
(SF half-life.)
- J.K. DICKENS, J.W. MCCONNELL. Phys. Rev. C22 (1980) 1344  
(Experimental X-ray energies.)
- A.V. JADHAV, K.A.MATHEW, K. RAGHURAMAN AND C.K. SIVARAMAKRISHNAN. Proc. of the Nucl. Chem. and Radiochem. Symp., Waltair (1980) 184  
(Half-life.)
- C.M.LEDERER. Phys. Rev. C24 (1981) 1175  
(Gamma-ray energies and probabilities.)
- S. USUDA, H. UMEZAWA. J. Inorg. Nucl. Chem. 43 (1981) 3081  
(Half-life.)
- S.K. AGGARWAL, A. V. JADHAV, S. A. CHITAMBAR. Radiochem. Radioanal. Lett. 54 (1982) 99  
(Half-life.)
- G. BARREAU, H.G. BORNER, T. VON EGIDY AND R.W. HOFF. Z. Physik A308 (1982) 209  
(Experimental X-ray energies.)
- K. RAGHURAMAN, N.K. CHAUDHURI, A.V. JADHAV, C.K. SIVARAMAKRISHNAN AND R.H. IYER. Radiochem. Radioanal. Lett. 55 (1982) 1  
(SF half-life.)
- H. UMEZAWA. INDC(NDS)-138/GE (1982) 32  
(SF half-life.)
- R.A.P. WILTSHIRE. Nucl. Instrum. Methods 223 (1984) 535  
(Half-life)
- A. LORENZ. IAEA Tech. Rept. Ser. 261 (1986)  
(Half-life evaluation.)
- A.G. ZELENKOV, V.A. PCHELIN, YU. F. RODIONOV, L.V. CHISTYAKOV, V.S. SHIRYAEV AND V.M. SHUBKO. Sov. At. Energy 60 (1986) 492  
(SF half-life.)
- S. USUDA, H. UMEZAWA. Int. J. Radiat. Appl. Instr. D16 (1989) 247  
(SF half-life.)
- YU.S. POPOV, I.B. MAKAROV, D.KH. SRUROV AND E.A. ERIN. Sov. J. Radiochemistry 32 (1990) 425  
(Experimental relative LX-ray emission probabilities.)
- A. RYTZ. At. Data. Nucl. Data Tables 47 (1991) 205  
(Alpha-emission energies.)
- P.N. JOHNSTON, P.A. BURNS. Nucl. Instrum. Methods Phys. Res. A361 (1995) 229  
(Experimental relative LX-ray emission probabilities.)
- E. SCHÖNFELD, H. JANSSEN. Nucl. Instrum. Methods Phys. Res. A369 (1996) 527  
(Atomic data.)
- J. YANG, J. NIR. Nucl. Instrum. Methods Phys. Res. A413 (1998) 239  
(Alpha-transition probabilities.)
- E. SCHÖNFELD, G. RODLOFF. PTB-6.11-1999-1999-1, Braunschweig, February 1999 (1999)  
(KX-ray energies and relative emission probabilities.)
- N.E. HOLDEN, D.C. HOFFMAN. Pure Appl. Chem. 72 (2000) 1525  
(SF half-life)
- E. SCHÖNFELD, H. JANSSEN. Appl. Rad. Isot. 52 (2000) 595  
(X-ray and Auger electron emission probabilities, EMISSION code)
- F.E. CHUKREEV, V.E. MAKARENKO AND M.J. MARTIN. Nucl. Data Sheets 97 (2002) 129  
(Nuclear data evaluation for A=238.)
- G. AUDI, A.H. WAPSTRA AND C. THIBAULT. Nucl. Phys. A729 (2003) 337  
(Q value.)
- V.P. CHECHEV. Phys. Atomic Nuclei 69 (2006) 1188  
(<sup>242</sup>Cm decay data evaluation-2005)
- KIBEDI, T.W. BURROWS,, M.B. TRZHASKOVSKAYA, P.M. DAVIDSON, AND C.W.NESTOR, JR.. Nucl. Instrum. Methods Phys. Res. A589 (2008) 202  
(Theoretical ICC)











## 1 Decay Scheme

Cm-243 decays by alpha emission mainly (99,71%) to excited levels and to the ground state of Pu-239. It exists a small electron capture branch to the Am-243 ground state level.

*Le curium 243 se désintègre par émission alpha vers des niveaux excités et le niveau fondamental de plutonium 239 et par capture électronique, avec une faible intensité, vers le niveau fondamental de l'américium 243.*

## 2 Nuclear Data

|                             |          |      |     |
|-----------------------------|----------|------|-----|
| $T_{1/2}(^{243}\text{Cm})$  | : 28,9   | (4)  | a   |
| $T_{1/2}(^{243}\text{Am})$  | : 7367   | (23) | a   |
| $T_{1/2}(^{239}\text{Pu})$  | : 24100  | (11) | a   |
| $Q^\alpha(^{243}\text{Cm})$ | : 6168,8 | (10) | keV |
| $Q^+(^{243}\text{Cm})$      | : 7,5    | (17) | keV |

### 2.1 $\alpha$ Transitions

|                 | Energy<br>keV | Probability<br>$\times 100$ | F    |
|-----------------|---------------|-----------------------------|------|
| $\alpha_{0,27}$ | 5319 (15)     | 0,00039                     | 137  |
| $\alpha_{0,26}$ | 5356 (3)      | 0,0015                      | 60,6 |
| $\alpha_{0,25}$ | 5406 (3)      | 0,001                       | 184  |
| $\alpha_{0,24}$ | 5413 (3)      | 0,003                       | 67,7 |
| $\alpha_{0,23}$ | 5423 (3)      | 0,003                       | 77,9 |
| $\alpha_{0,22}$ | 5612,6 (11)   | 0,002                       | 1538 |
| $\alpha_{0,21}$ | 5626 (3)      | 0,006                       | 610  |
| $\alpha_{0,20}$ | 5631 (3)      | 0,002                       | 1955 |
| $\alpha_{0,19}$ | 5663,2 (10)   | 0,007                       | 854  |
| $\alpha_{0,18}$ | 5670 (3)      | 0,007                       | 930  |
| $\alpha_{0,17}$ | 5676,7 (10)   | 0,009                       | 792  |
| $\alpha_{0,16}$ | 5682 (3)      | 0,02                        | 381  |
| $\alpha_{0,15}$ | 5688 (3)      | 0,01                        | 823  |

|                 | Energy<br>keV | Probability<br>× 100 | F    |
|-----------------|---------------|----------------------|------|
| $\alpha_{0,14}$ | 5699,0 (11)   | ≤ 0,01               | 951  |
| $\alpha_{0,13}$ | 5707 (3)      | 0,03                 | 351  |
| $\alpha_{0,12}$ | 5718 (5)      | 0,06                 | 202  |
| $\alpha_{0,11}$ | 5735 (3)      | 0,14                 | 108  |
| $\alpha_{0,10}$ | 5742 (3)      | 0,03                 | 549  |
| $\alpha_{0,9}$  | 5777,2 (10)   | 0,2                  | 129  |
| $\alpha_{0,8}$  | 5781,4 (10)   | 1,6 (1)              | 17   |
| $\alpha_{0,7}$  | 5838,7 (10)   | 11,3 (2)             | 4,94 |
| $\alpha_{0,6}$  | 5883,3 (10)   | 73,4 (4)             | 1,32 |
| $\alpha_{0,5}$  | 5976,0 (14)   | 0,7                  | 427  |
| $\alpha_{0,4}$  | 6005 (1)      | 0,1                  | 4230 |
| $\alpha_{0,3}$  | 6093,1 (10)   | 5,7 (2)              | 209  |
| $\alpha_{0,2}$  | 6111,5 (10)   | 1,05 (12)            | 1410 |
| $\alpha_{0,1}$  | 6160,9 (10)   | 4,4 (2)              | 593  |
| $\alpha_{0,0}$  | 6168,8 (10)   | 1,3 (2)              | 2210 |

## 2.2 Electron Capture Transitions

|                  | Energy<br>keV | Probability<br>× 100 | lg <i>ft</i> |
|------------------|---------------|----------------------|--------------|
| $\epsilon_{0,0}$ | 7,5           | 0,29 (3)             | 7,3          |

## 2.3 Gamma Transitions and Internal Conversion Coefficients

|                           | Energy<br>keV | $P_{\gamma+ce}$<br>× 100 | Multipolarity | $\alpha_K$ | $\alpha_L$ | $\alpha_M$  | $\alpha_T$  |
|---------------------------|---------------|--------------------------|---------------|------------|------------|-------------|-------------|
| $\gamma_{9,8}(\text{Pu})$ | 4,16 (2)      |                          | E1            |            |            |             |             |
| $\gamma_{1,0}(\text{Pu})$ | 7,860 (3)     | 85,5                     | M1+E2         |            |            | 4200 (300)  | 5700 (400)  |
| $\gamma_{3,2}(\text{Pu})$ | 18,430 (4)    | 0,8                      | (M1+E2)       |            |            | 6000 (6000) | 8000 (6200) |
| $\gamma_{7,6}(\text{Pu})$ | 44,663 (5)    | 12,7 (23)                | M1+E2         |            | 72 (9)     | 18 (3)      | 96 (13)     |
| $\gamma_{2,1}(\text{Pu})$ | 49,412 (4)    | 25,4                     | M1+E2         |            | 92 (6)     | 24,8 (17)   | 126 (8)     |
| $\gamma_{2,0}(\text{Pu})$ | 57,273 (4)    | 13,38                    | E2            |            | 161,1 (23) | 45,0 (7)    | 222 (4)     |
| $\gamma_{8,7}(\text{Pu})$ | 57,30 (2)     | 2,368                    | [M1]          |            | 21,5 (3)   | 5,24 (8)    | 28,6 (4)    |
| $\gamma_{9,7}(\text{Pu})$ | 61,460 (2)    | 0,0222 (19)              | E1            |            | 0,354 (5)  | 0,0881 (13) | 0,473 (7)   |
| $\gamma_{3,1}(\text{Pu})$ | 67,841 (7)    | 20 (5)                   | E2            |            | 71,5 (10)  | 20,0 (3)    | 98,5 (14)   |
| $\gamma_{4,3}(\text{Pu})$ | 88,06 (3)     | 0,024                    | M1+E2         |            | 9,07 (13)  | 2,36 (4)    | 12,26 (18)  |
| $\gamma_{8,6}(\text{Pu})$ | 101,96 (2)    | 0,123                    | E2            |            | 10,46 (15) | 2,93 (5)    | 14,42 (21)  |
| $\gamma_{9,6}(\text{Pu})$ | 106,125 (2)   | 0,373 (34)               | E1(+M2)       |            | 0,19 (3)   | 0,050 (8)   | 0,26 (4)    |
| $\gamma_{4,2}(\text{Pu})$ | 106,47 (4)    | 0,192                    | E2            |            | 8,56 (12)  | 2,40 (4)    | 11,80 (17)  |
| $\gamma_{5,3}(\text{Pu})$ | 117,1 (10)    | 0,7 (0)                  | [E2]          |            | 5,52 (24)  | 1,54 (7)    | 7,6 (4)     |
| $\gamma_{7,4}(\text{Pu})$ | 166,39 (6)    | 0,12 (5)                 | M1            | 4,91 (7)   | 0,984 (14) | 0,239 (4)   | 6,22 (9)    |

|                        | Energy<br>keV | $P_{\gamma+ce}$<br>$\times 100$ | Multipolarity | $\alpha_K$  | $\alpha_L$   | $\alpha_M$    | $\alpha_T$  |
|------------------------|---------------|---------------------------------|---------------|-------------|--------------|---------------|-------------|
| $\gamma_{6,3}$ (Pu)    | 209,753 (2)   | 13,95 (45)                      | M1+E2         | 2,56 (4)    | 0,511 (8)    | 0,1241 (18)   | 3,24 (5)    |
| $\gamma_{6,2}$ (Pu)    | 228,183 (2)   | 37,7 (11)                       | M1+E2         | 2,02 (3)    | 0,403 (6)    | 0,0979 (14)   | 2,56 (4)    |
| $\gamma_{7,3}$ (Pu)    | 254,40 (3)    | 0,314 (29)                      | M1+E2         | 1,457 (21)  | 0,294 (5)    | 0,0716 (10)   | 1,85 (3)    |
| $\gamma_{7,2}$ (Pu)    | 272,87 (9)    | 0,201 (25)                      | M1+E2         | 1,198 (18)  | 0,241 (4)    | 0,0588 (9)    | 1,518 (22)  |
| $\gamma_{6,1}$ (Pu)    | 277,599 (2)   | 34,3 (10)                       | M1+E2         | 1,142 (16)  | 0,230 (4)    | 0,0560 (8)    | 1,448 (21)  |
| $\gamma_{6,0}$ (Pu)    | 285,460 (2)   | 0,910 (25)                      | E2            | 0,0843 (12) | 0,1190 (17)  | 0,0326 (5)    | 0,247 (4)   |
| $\gamma_{8,3}$ (Pu)    | 311,7 (2)     | 0,0350 (42)                     | M1+E2         | 0,84 (3)    | 0,168 (4)    | 0,0408 (8)    | 1,06 (3)    |
| $\gamma_{9,3}$ (Pu)    | 315,880 (3)   | 0,0187 (21)                     | E1(+M2)       | 0,0294 (6)  | 0,00583 (16) | 0,00141 (4)   | 0,0372 (9)  |
| $\gamma_{7,1}$ (Pu)    | 322,3 (2)     | 0,0082 (12)                     | [E2]          | 0,0679 (10) | 0,0745 (11)  | 0,0203 (3)    | 0,1699 (24) |
| $\gamma_{9,2}$ (Pu)    | 334,310 (3)   | 0,0248 (21)                     | E1(+M2)       | 0,0261 (5)  | 0,00511 (10) | 0,001238 (24) | 0,0329 (6)  |
| $\gamma_{22,4}$ (Pu)   | 392,4 (5)     |                                 | E1+M2         |             |              |               |             |
| $\gamma_{19,3}$ (Pu)   | 430,0 (3)     |                                 | E1+M2         |             |              |               |             |
| $\gamma_{17,2}$ (Pu)   | 434,7 (5)     |                                 | E1+M2         |             |              |               |             |
| $\gamma_{19,2}$ (Pu)   | 447,6 (5)     |                                 |               |             |              |               |             |
| $\gamma_{14,1}$ (Pu)   | 461,9 (5)     |                                 | E1+M2         |             |              |               |             |
| $\gamma_{14,0}$ (Pu)   | 469,8 (5)     |                                 | E1            |             |              |               |             |
| $\gamma_{17,1}$ (Pu)   | 484,3 (5)     |                                 |               |             |              |               |             |
| $\gamma_{17,0}$ (Pu)   | 492,3 (5)     |                                 | E1+M2         |             |              |               |             |
| $\gamma_{19,1}$ (Pu)   | 497,8 (3)     |                                 | E1+M2         |             |              |               |             |
| $\gamma_{22,2}$ (Pu)   | 499           |                                 | E1+M2         |             |              |               |             |
| $\gamma_{(-1,1)}$ (Pu) | 640           |                                 |               |             |              |               |             |
| $\gamma_{(-1,2)}$ (Pu) | 680           |                                 |               |             |              |               |             |
| $\gamma_{(-1,3)}$ (Pu) | 720           |                                 |               |             |              |               |             |
| $\gamma_{(-1,4)}$ (Pu) | 740           |                                 |               |             |              |               |             |
| $\gamma_{(-1,5)}$ (Pu) | 760           |                                 |               |             |              |               |             |

### 3 Atomic Data

#### 3.1 Pu

|                  |   |       |      |
|------------------|---|-------|------|
| $\omega_K$       | : | 0,971 | (4)  |
| $\bar{\omega}_L$ | : | 0,521 | (20) |
| $n_{KL}$         | : | 0,790 | (5)  |

##### 3.1.1 X Radiations

|              | Energy<br>keV     | Relative<br>probability |
|--------------|-------------------|-------------------------|
| $X_K$        |                   |                         |
| $K\alpha_2$  | 99,525            | 63,17                   |
| $K\alpha_1$  | 103,734           | 100                     |
| $K\beta_3$   | 116,244           | }                       |
| $K\beta_1$   | 117,228           | }                       |
| $K\beta_5''$ | 117,918           | }                       |
|              |                   | 36,7                    |
| $K\beta_2$   | 120,54            | }                       |
| $K\beta_4$   | 120,969           | }                       |
| $KO_{2,3}$   | 121,543           | }                       |
|              |                   | 12,74                   |
| $X_L$        |                   |                         |
| $L\ell$      | 12,1246           |                         |
| $L\alpha$    | 14,0834 – 14,2791 |                         |
| $L\eta$      | 16,334            |                         |
| $L\beta$     | 16,4987 – 18,5427 |                         |
| $L\gamma$    | 20,7081 – 21,9844 |                         |

##### 3.1.2 Auger Electrons

|         | Energy<br>keV    | Relative<br>probability |
|---------|------------------|-------------------------|
| Auger K |                  |                         |
| KLL     | 75,263 – 85,357  | 100                     |
| KLX     | 92,607 – 103,729 | 60,6                    |
| KXY     | 109,93 – 121,78  | 9,18                    |
| Auger L | 6,19 – 22,99     |                         |

4  $\alpha$  Emissions

|                 | Energy<br>keV | Probability<br>$\times 100$ |
|-----------------|---------------|-----------------------------|
| $\alpha_{0,27}$ | 5231 (15)     | 0,00039                     |
| $\alpha_{0,26}$ | 5268 (3)      | 0,0015                      |
| $\alpha_{0,25}$ | 5317 (3)      | 0,001                       |
| $\alpha_{0,24}$ | 5324 (3)      | 0,003                       |
| $\alpha_{0,23}$ | 5333 (3)      | 0,003                       |
| $\alpha_{0,22}$ | 5520,1 (11)   | 0,002                       |
| $\alpha_{0,21}$ | 5533 (3)      | 0,006                       |
| $\alpha_{0,20}$ | 5538 (3)      | 0,002                       |
| $\alpha_{0,19}$ | 5569,9 (10)   | 0,007                       |
| $\alpha_{0,18}$ | 5576 (3)      | 0,007                       |
| $\alpha_{0,17}$ | 5583,2 (10)   | 0,009                       |
| $\alpha_{0,16}$ | 5588 (3)      | 0,02                        |
| $\alpha_{0,15}$ | 5594 (3)      | 0,01                        |
| $\alpha_{0,14}$ | 5605,1 (11)   | $\leq 0,01$                 |
| $\alpha_{0,13}$ | 5613 (3)      | 0,03                        |
| $\alpha_{0,12}$ | 5624 (5)      | 0,06                        |
| $\alpha_{0,11}$ | 5640 (3)      | 0,14                        |
| $\alpha_{0,10}$ | 5647 (3)      | 0,03                        |
| $\alpha_{0,9}$  | 5682 (1)      | 0,2                         |
| $\alpha_{0,8}$  | 5686,1 (10)   | 1,6 (1)                     |
| $\alpha_{0,7}$  | 5742,5 (10)   | 11,3 (2)                    |
| $\alpha_{0,6}$  | 5786,4 (10)   | 73,4 (4)                    |
| $\alpha_{0,5}$  | 5877,6 (14)   | 0,7                         |
| $\alpha_{0,4}$  | 5906,1 (10)   | 0,1                         |
| $\alpha_{0,3}$  | 5992,7 (10)   | 5,7 (2)                     |
| $\alpha_{0,2}$  | 6010,8 (10)   | 1,05 (12)                   |
| $\alpha_{0,1}$  | 6059,4 (10)   | 4,4 (2)                     |
| $\alpha_{0,0}$  | 6067,2 (10)   | 1,3 (2)                     |

## 5 Electron Emissions

|                     |      | Energy<br>keV     | Electrons<br>per 100 disint. |
|---------------------|------|-------------------|------------------------------|
| e <sub>AL</sub>     | (Pu) | 6,19 - 22,99      | 49,3 (15)                    |
| e <sub>AK</sub>     | (Pu) |                   | 1,34 (19)                    |
|                     | KLL  | 75,263 - 85,357   | }                            |
|                     | KLX  | 92,607 - 103,729  | }                            |
|                     | KXY  | 109,93 - 121,78   | }                            |
| ec <sub>1,0</sub> M | (Pu) | 1,93 - 4,09       | 63,0 (45)                    |
| ec <sub>1,0</sub> N | (Pu) | 6,30 - 7,44       | 17,4 (12)                    |
| ec <sub>3,2</sub> M | (Pu) | 12,50 - 14,66     | 0,6 (6)                      |
| ec <sub>3,2</sub> N | (Pu) | 16,87 - 18,01     | 0,16 (16)                    |
| ec <sub>7,6</sub> L | (Pu) | 21,559 - 26,606   | 9,4 (16)                     |
| ec <sub>2,1</sub> L | (Pu) | 26,308 - 31,355   | 18,4 (12)                    |
| ec <sub>2,0</sub> L | (Pu) | 34,169 - 39,216   | 9,67 (14)                    |
| ec <sub>8,7</sub> L | (Pu) | 34,2 - 39,2       | 1,720 (24)                   |
| ec <sub>7,6</sub> M | (Pu) | 38,730 - 40,888   | 2,36 (49)                    |
| ec <sub>7,6</sub> N | (Pu) | 43,104 - 44,239   | 0,66 (12)                    |
| ec <sub>2,1</sub> M | (Pu) | 43,479 - 45,637   | 4,96 (34)                    |
| ec <sub>3,1</sub> L | (Pu) | 44,737 - 49,784   | 14,3 (36)                    |
| ec <sub>2,1</sub> N | (Pu) | 47,853 - 48,988   | 1,36 (10)                    |
| ec <sub>2,0</sub> M | (Pu) | 51,340 - 53,498   | 2,700 (42)                   |
| ec <sub>8,7</sub> M | (Pu) | 51,4 - 53,5       | 0,419 (6)                    |
| ec <sub>8,7</sub> N | (Pu) | 55,7 - 56,9       | 0,1142 (16)                  |
| ec <sub>2,0</sub> N | (Pu) | 55,714 - 56,849   | 0,742 (11)                   |
| ec <sub>3,1</sub> M | (Pu) | 61,908 - 64,066   | 4 (1)                        |
| ec <sub>3,1</sub> N | (Pu) | 66,282 - 67,417   | 1,10 (28)                    |
| ec <sub>4,2</sub> L | (Pu) | 83,37 - 88,41     | 0,1284 (18)                  |
| ec <sub>6,3</sub> K | (Pu) | 87,962 (2)        | 8,42 (29)                    |
| ec <sub>5,3</sub> L | (Pu) | 94 - 99           | 0,442 (19)                   |
| ec <sub>6,2</sub> K | (Pu) | 106,392 (2)       | 21,4 (7)                     |
| ec <sub>5,3</sub> M | (Pu) | 111,2 - 113,3     | 0,123 (6)                    |
| ec <sub>7,3</sub> K | (Pu) | 132,61 (3)        | 0,160 (15)                   |
| ec <sub>6,1</sub> K | (Pu) | 155,808 (2)       | 16,0 (5)                     |
| ec <sub>6,3</sub> L | (Pu) | 186,649 - 191,696 | 1,68 (6)                     |
| ec <sub>6,3</sub> M | (Pu) | 203,820 - 205,978 | 0,408 (14)                   |
| ec <sub>6,2</sub> L | (Pu) | 205,079 - 210,126 | 4,27 (14)                    |
| ec <sub>6,3</sub> N | (Pu) | 208,194 - 209,329 | 0,1112 (38)                  |
| ec <sub>6,2</sub> M | (Pu) | 222,250 - 224,408 | 1,038 (33)                   |
| ec <sub>6,2</sub> N | (Pu) | 226,624 - 227,759 | 0,282 (9)                    |
| ec <sub>6,1</sub> L | (Pu) | 254,495 - 259,542 | 3,22 (11)                    |
| ec <sub>6,1</sub> M | (Pu) | 271,666 - 273,824 | 0,784 (25)                   |
| ec <sub>6,1</sub> N | (Pu) | 276,040 - 277,175 | 0,213 (7)                    |

## 6 Photon Emissions

### 6.1 X-Ray Emissions

|                |      | Energy<br>keV     | Photons<br>per 100 disint. |              |
|----------------|------|-------------------|----------------------------|--------------|
| XL             | (Pu) | 12,1246 — 21,9844 | 52,1 (16)                  |              |
| XK $\alpha_2$  | (Pu) | 99,525            | 13,34 (28)                 | } K $\alpha$ |
| XK $\alpha_1$  | (Pu) | 103,734           | 21,1 (5)                   |              |
| XK $\beta_3$   | (Pu) | 116,244           | }                          | K' $\beta_1$ |
| XK $\beta_1$   | (Pu) | 117,228           | }                          |              |
| XK $\beta_5''$ | (Pu) | 117,918           | }                          |              |
| XK $\beta_2$   | (Pu) | 120,54            | }                          | K' $\beta_2$ |
| XK $\beta_4$   | (Pu) | 120,969           | }                          |              |
| XKO $_{2,3}$   | (Pu) | 121,543           | }                          |              |

### 6.2 Gamma Emissions

|                     | Energy<br>keV | Photons<br>per 100 disint. |
|---------------------|---------------|----------------------------|
| $\gamma_{1,0}$ (Pu) | 7,861 (2)     | 0,015                      |
| $\gamma_{3,2}$ (Pu) | 18,430 (4)    | 0,0001                     |
| $\gamma_{7,6}$ (Pu) | 44,663 (5)    | 0,131 (16)                 |
| $\gamma_{2,1}$ (Pu) | 49,414 (2)    | 0,2                        |
| $\gamma_{2,0}$ (Pu) | 57,273 (4)    | 0,06                       |
| $\gamma_{8,7}$ (Pu) | 57,30 (2)     | 0,08                       |
| $\gamma_{9,7}$ (Pu) | 61,460 (2)    | 0,0151 (13)                |
| $\gamma_{3,1}$ (Pu) | 67,841 (7)    | 0,20 (5)                   |
| $\gamma_{4,3}$ (Pu) | 88,06 (3)     | 0,0018                     |
| $\gamma_{8,6}$ (Pu) | 101,96 (2)    | 0,008                      |
| $\gamma_{9,6}$ (Pu) | 106,125 (2)   | 0,296 (25)                 |
| $\gamma_{4,2}$ (Pu) | 106,47 (4)    | 0,015                      |
| $\gamma_{5,3}$ (Pu) | 117,1 (10)    | 0,08                       |
| $\gamma_{7,4}$ (Pu) | 166,39 (6)    | 0,016 (7)                  |
| $\gamma_{6,3}$ (Pu) | 209,753 (2)   | 3,29 (10)                  |
| $\gamma_{6,2}$ (Pu) | 228,183 (2)   | 10,6 (3)                   |
| $\gamma_{7,3}$ (Pu) | 254,40 (3)    | 0,11 (1)                   |
| $\gamma_{7,2}$ (Pu) | 272,87 (9)    | 0,08 (1)                   |
| $\gamma_{6,1}$ (Pu) | 277,599 (2)   | 14,0 (4)                   |
| $\gamma_{6,0}$ (Pu) | 285,460 (2)   | 0,73 (2)                   |
| $\gamma_{8,3}$ (Pu) | 311,7 (2)     | 0,017 (2)                  |
| $\gamma_{9,3}$ (Pu) | 315,880 (3)   | 0,018 (2)                  |
| $\gamma_{7,1}$ (Pu) | 322,3 (2)     | 0,007 (1)                  |
| $\gamma_{9,2}$ (Pu) | 334,310 (3)   | 0,024 (2)                  |



## 7 Main Production Modes

Am – 241(n,γ)Am – 242

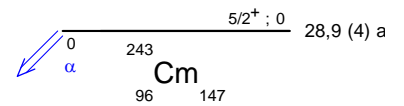
Am – 242(β<sup>-</sup>)Cm – 242

Cm – 242(n,γ)Cm – 243

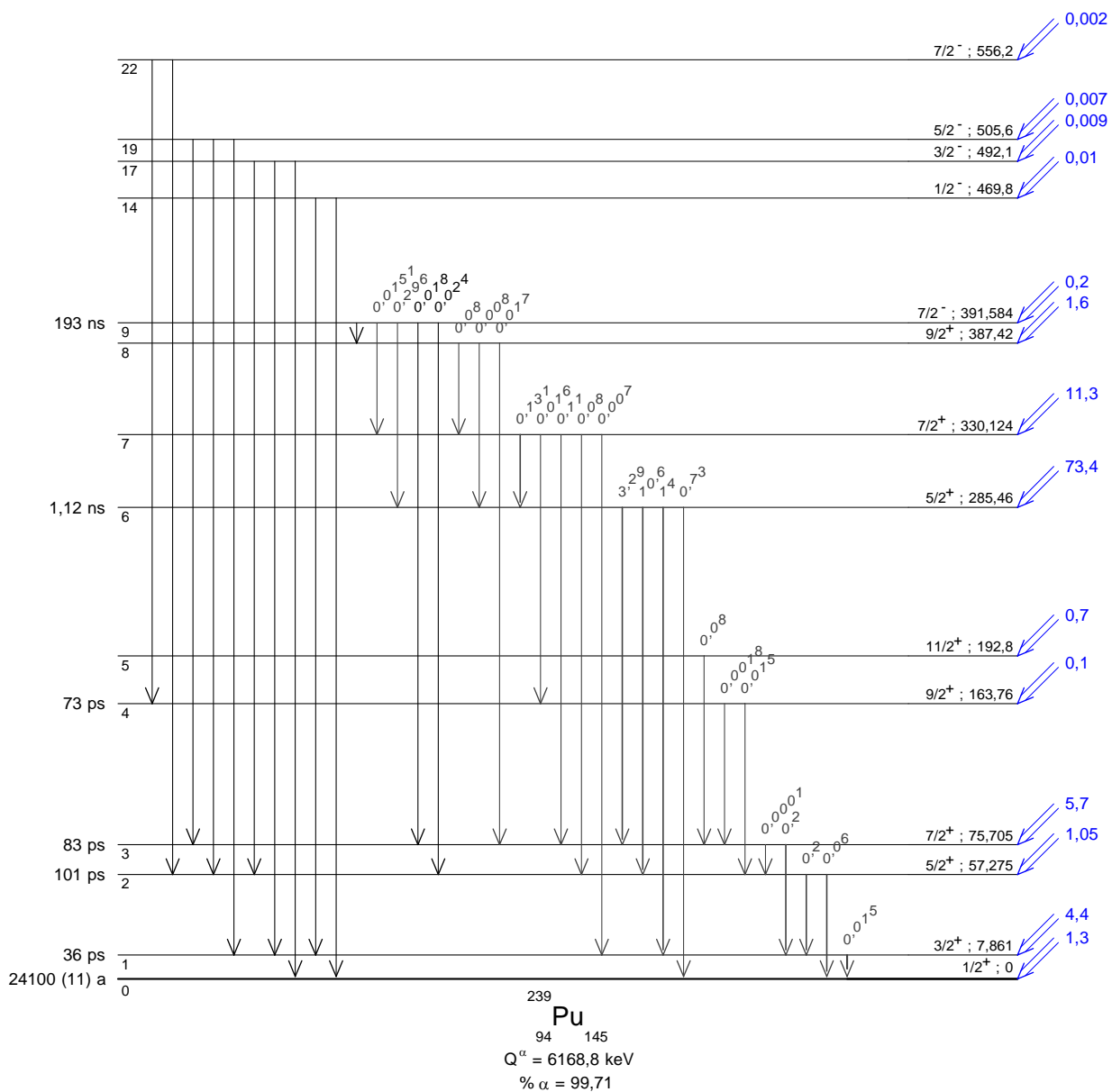
## 8 References

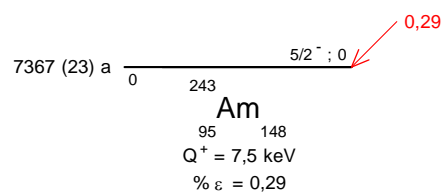
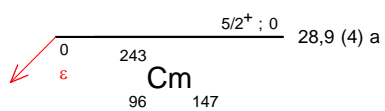
- S.G. THOMPSON, A. GHIORSO, G.T. SEABORG. Phys. Rev. 80 (1950) 781  
(Half-life)
- F. ASARO, S.G. THOMPSON, I. PERLMAN. Phys. Rev. 92 (1953) 694  
(gamma-ray energies)
- F. ASARO. Thesis, Univ. California (1953); UCRL-2180 (1953)  
(Half-life)
- J.F. SCHOOLEY, J. RASMUSSEN. , UCRL-2932 (1955) 63  
(alpha-particle and gamma-ray energies)
- J.O. NEWTON, B. ROSE, J. MILSTED. Phil. Mag. 1 (1956) 981  
(Gamma-ray energies)
- F. ASARO, S.G. THOMPSON, F.S. STEPHENS, JR., I. PERLMAN. Bull. Am. Phys. Soc. 2, No.8, 393 R1 (1957)  
(alpha-particle energies)
- F. ASARO, S.G. THOMPSON, F.S. STEPHENS, JR., I. PERLMAN. Priv. Comm. (1957).Quoted by 1964Hy02 (1964)  
(1957)  
(alpha-particle energies and emission probabilities)
- G.R. CHOPPIN, AND S.G. THOMPSON. J. Inorg. Nucl. Chem. 7 (1958) 197  
(Total and EC decay half-life, alpha-particle energies and emission probabilities)
- G.T. EWAN, J.S. GEIGER, R.L. GRAHAM, D.R. MACKENZIE. Phys. Rev. 116 (1959) 950  
(Conversion electron intensities and ICC)
- R.B. IVANOV, A.S.KRIVOKHATSKII, V.G. NEDOVESOV. Izvest.Akad.Nauk SSSR, Ser.Fiz. 26 (1962) 976  
(alpha-particle energies)
- C.M. LEDERER. Thesis, Univ. California (1963); UCRL-11028 (1963)  
(alpha-particle energies)
- B.S. DZHELEPOV, R.B. IVANOV, V.G. NEDOVESOV, V.P. CHECHEV. Zh. Eksperim. i Teor. Fiz. 45 (1963) 1360  
(Alpha-particle energies and emission probabilities)
- I.A. BARANOV, A.S. KRIVOKHATSKII, A.N. SILANTEV. Izv. Akad. Nauk SSSR, Ser. Fiz. 28 (1964) 1255  
(Gamma-ray energies)
- E.K. HYDE, I. PERLMAN, G.T. SEABORG. The Nuclear Properties of the Heavy Elements, Vol. II, Prentice-Hall, Inc., Englewood Cliffs, N.J. (1964)  
(Alpha-particle energies)
- B.P.K. MAIER. Z. Physik 184 (1965) 143  
(Gamma-ray energies)
- S.A. BARANOV, Y.F. RODIONOV, V.M. KULAKOV, V.M. SHATINSKII. Yadern.Fiz. 4 (1966) 1108  
(Alpha-particle energies and emission probabilities)
- J. BYRNE, R.J.D. BEATTIE, S. BENDA, I. COLLINGWOOD. J. Phys. B3 (1970) 1166  
(Alpha-particle energies)
- S.A. BARANOV, V.M. SHATINSKII, V.M. KULAKOV. Yad. Fiz. 14 (1971) 1101  
(Alpha-particle energies)
- F.T. PORTER, I. AHMAD, M.S. FREEDMAN, R.F. BARNES, R.K. SJOBLUM, F. WAGNER, JR., P.R. FIELDS. Phys. Rev. C5 (1972) 1738  
(Gamma-ray energies)
- I. AHMAD, M. WAHLGREN. Nucl. Instrum. Methods 99 (1972) 333  
(KX-ray and gamma ray emission probabilities)
- K.S. KRANE, C.E. OLSEN, W.A. STEYERT. Phys. Rev. C5 (1972) 1671  
(E2/M1 mixing ratios)
- I. AHMAD, H. DIAMOND, J. MILSTED, J. LERNER, R.K. SJOBLUM. Nucl. Phys.(Quoted in 2009KoZV) A208 (1973)  
287  
(Alpha-transition probabilities)
- S.A. BARANOV, A.G. ZELENKOV, V.M. KULAKOV. Proc. Advisory Group Meeting on Transactinium Nucl. Data, Karlsruhe, Vol. III, p.249 (1976); IAEA-186 (1976)  
(alpha-particle energies)

- V.I. VAKATOV, H. SODAN, R. KALPAKCHIEVA, Y.T. OGANESYAN, Y.E. PENIONZHKEVICH, V.N. POLYANSKII, L.P. CHELNOKOV. JINR-P7-10123 (1977)  
(alpha-particle energies)
- H.G. BORNER, G. BARREAU, W.F. DAVIDSON, P. JEUCH, T. VON EGIDY, J. ALMEIDA, D.H. WHITE. Nucl. Instrum. Methods 166 (1979) 251  
(Gamma-ray energies)
- I. AHMAD. Nucl. Instrum. Methods 193 (1982) 9  
(Gamma-ray energies)
- G.A. TIMOFEEV, V.V. KALYGIN, AND P.A. PRIVALOVA. Atom. Energiya 60 (1986) 286  
(Half-life)
- V.N. POLYNOV, A.A. DRUZHININ, A.M. KOROCHKIN, E.A. NIKITIN, V.A. BOCHKAREV, V.N. VYACHIN, V.G. LAPIN, AND M.YU. MAKSIMOV. Atom. Energiya 62 (1987) 277  
(SF half-life)
- E. SIMECKOVA, P. CIZEK, M. FINGER, J. JOHN, P. MALINSKY, V.N. PAVLOV. Hyperfine Interactions 59 (1990) 185  
(E2/M1 mixing ratios)
- A. RYTZ. At. Data Nucl. Data Tables 47 (1991) 205  
(alpha-particle energies)
- G. AUDI, A.H. WAPSTRA, AND C. THIBAUT. Nucl. Phys. A729 (2003) 337  
(Q value)
- E. BROWNE. Nucl. Data Sheets 98 (2003) 665  
(<sup>243</sup>Cm alpha decay scheme and alpha decay data evaluation)
- Y.A. AKOVALI. Nucl. Data Sheets 103 (2004) 515  
(<sup>243</sup>Cm EC decay scheme and EC decay data evaluation)
- A. TRKOV, G.L. MOLNAR, ZS. REVAY, S.F. MUGHABGHAB, R.B. FIRESTONE, V.G. PRONYAEV, A.L. NICHOLS, M.C. MOXON. Nucl. Sci. Eng. 150 (2005) 336  
(<sup>239</sup>Pu gamma-ray emission probabilities in decay of <sup>239</sup>Np)
- V.P. CHECHEV, N.K. KUZMENKO. In: Monographie BIPM-5, Vol.4. Sevres: Bureau International des Poids et Mesures (2008)  
(Pu-239 gamma-ray intensities from Np-239 decay)
- T. KIBÉDI, T.W. BURROWS, M.B. TRZHASKOVSKAYA, P.M. DAVIDSON, C.W. NESTOR JR. Nucl. Instrum. Methods Phys. Res. A589 (2008) 202  
(Band-Raman ICC for gamma-ray transitions)
- F.G. KONDEV, I. AHMAD, M.P. CARPENTER, C.J. CHIARA, J.P. GREENE, R.V.F. JANSSENS, M.A. KELLETT, T.L. KHOO, T. LAURITSEN, C.J. LISTER, E.F. MOORE, A.L. NICHOLS, D. SEWERYNIAK, S. ZHU. Proc. 13th Intern. Symp. Capture Gamma-Ray Spectr. and Related Top., Cologne, Germany, 25-29 Aug.2008, J. Jolie, A. Zilges, N. Warr, A. Blazhev, Eds (2009) 199  
(Alpha-transition probabilities)



γ Emission intensities per 100 disintegrations









## 1 Decay Scheme

Cm-244 decays 100% by alpha transitions to Pu-240 and by spontaneous fission with branching fraction of 1.36 (1) E-4 %.

*Le curium 244 se désintègre par émission alpha et par fission spontanée dans une dans une proportion de 1,36 (1) E-4 %. Le nombre moyen de neutrons émis par fission spontanée est de 2,731 (20). Le nombre de neutrons émis pour 100 désintégrations de Cm-244 est : 3,71 (5) E-4%.*

## 2 Nuclear Data

|                             |   |         |     |     |
|-----------------------------|---|---------|-----|-----|
| $T_{1/2}(^{244}\text{Cm})$  | : | 18,11   | (3) | a   |
| $T_{1/2}(^{240}\text{Pu})$  | : | 6561    | (7) | a   |
| $Q^\alpha(^{244}\text{Cm})$ | : | 5901,74 | (5) | keV |

### 2.1 $\alpha$ Transitions

|                | Energy<br>keV | Probability<br>$\times 100$ | F    |
|----------------|---------------|-----------------------------|------|
| $\alpha_{0,9}$ | 4963,68 (8)   | 0,0000047 (11)              | 33   |
| $\alpha_{0,8}$ | 5001,42 (7)   | 0,000050 (5)                | 5,6  |
| $\alpha_{0,7}$ | 5041,03 (9)   | 0,000149 (16)               | 3,5  |
| $\alpha_{0,6}$ | 5252,89 (7)   | 0,0000042 (30)              | 3100 |
| $\alpha_{0,5}$ | 5304,40 (7)   | 0,000055 (9)                | 500  |
| $\alpha_{0,4}$ | 5362,2        | 0,00004                     |      |
| $\alpha_{0,3}$ | 5607,42 (6)   | 0,00352 (18)                | 512  |
| $\alpha_{0,2}$ | 5760,05 (5)   | 0,0204 (15)                 | 636  |
| $\alpha_{0,1}$ | 5858,92 (5)   | 23,3 (4)                    | 1,94 |
| $\alpha_{0,0}$ | 5901,74 (5)   | 76,7 (4)                    | 1    |

## 2.2 Gamma Transitions and Internal Conversion Coefficients

|                     | Energy<br>keV | $P_{\gamma+ce}$<br>$\times 100$ | Multipolarity | $\alpha_K$   | $\alpha_L$   | $\alpha_M$    | $\alpha_T$   |
|---------------------|---------------|---------------------------------|---------------|--------------|--------------|---------------|--------------|
| $\gamma_{1,0}$ (Pu) | 42,824 (8)    | 23,4 (8)                        | E2            |              | 658 (13)     | 183 (4)       | 905 (18)     |
| $\gamma_{2,1}$ (Pu) | 98,860 (13)   | 0,0239 (16)                     | E2            |              | 12,08 (24)   | 3,38 (7)      | 16,6 (3)     |
| $\gamma_{3,2}$ (Pu) | 152,63 (2)    | 0,00355 (18)                    | (E2)          | 0,196 (4)    | 1,66 (3)     | 0,465 (9)     | 2,48 (5)     |
| $\gamma_{4,3}$ (Pu) | 202,4         | 0,00004                         | (E2)          | 0,148 (3)    | 0,487 (10)   | 0,135 (3)     | 0,817 (16)   |
| $\gamma_{8,6}$ (Pu) | 251,47 (6)    | 0,0000121 (24)                  | (E1)          | 0,048 (1)    | 0,00983 (20) | 0,00239 (5)   | 0,0606 (12)  |
| $\gamma_{7,5}$ (Pu) | 263,37 (8)    | 0,000065 (9)                    | (E1)          | 0,0433 (9)   | 0,00881 (18) | 0,00214 (4)   | 0,0547 (11)  |
| $\gamma_{9,6}$ (Pu) | 289,21 (7)    | 0,0000048 (48)                  | E2+M3         | 3 (4)        | 2,4 (23)     | 0,7 (7)       | 7 (7)        |
| $\gamma_{8,5}$ (Pu) | 302,98 (6)    | 0,0000198 (31)                  | (E1)          | 0,0320 (7)   | 0,00637 (13) | 0,00154 (3)   | 0,0405 (8)   |
| $\gamma_{9,5}$ (Pu) | 340,72 (7)    | 0,0000018 (9)                   |               |              |              |               |              |
| $\gamma_{6,2}$ (Pu) | 507,16 (5)    | 0,0000088 (28)                  | (E1)          | 0,01126 (23) | 0,00208 (4)  | 0,00050 (1)   | 0,01401 (29) |
| $\gamma_{5,1}$ (Pu) | 554,52 (4)    | 0,000088 (11)                   | (E1)          | 0,00949 (19) | 0,00174 (4)  | 0,000417 (9)  | 0,01179 (24) |
| $\gamma_{5,0}$ (Pu) | 597,34 (4)    | 0,000054 (7)                    | (E1)          | 0,00826 (17) | 0,00150 (3)  | 0,000359 (7)  | 0,01024 (21) |
| $\gamma_{6,1}$ (Pu) | 606,03 (4)    | 0,0000081 (14)                  |               |              |              |               |              |
| $\gamma_{8,2}$ (Pu) | 758,63 (5)    | 0,0000141 (19)                  | (E2)          | 0,0148 (3)   | 0,00473 (9)  | 0,001211 (24) | 0,0212 (4)   |
| $\gamma_{7,1}$ (Pu) | 817,89 (7)    | 0,000069 (9)                    | (E2)          | 0,0130 (3)   | 0,00389 (8)  | 0,000989 (20) | 0,0182 (4)   |
| $\gamma_{8,1}$ (Pu) | 857,50 (4)    | 0,0000057 (8)                   |               |              |              |               |              |
| $\gamma_{7,0}$ (Pu) | 860,71 (7)    | 0,0000082 (20)                  | (E0)          |              |              |               |              |
| $\gamma_{9,1}$ (Pu) | 895,24 (6)    | 0,0000019 (7)                   | E1+M2         | 0,06 (6)     | 0,013 (13)   | 0,003 (3)     | 0,07 (7)     |
| $\gamma_{8,0}$ (Pu) | 900,32 (4)    | 0,0000013 (6)                   |               |              |              |               |              |
| $\gamma_{9,0}$ (Pu) | 938,06 (6)    | 0,0000004 (4)                   |               |              |              |               |              |

## 3 Atomic Data

## 3.1

|                  |   |        |      |
|------------------|---|--------|------|
| $\omega_K$       | : | 0,971  | (4)  |
| $\bar{\omega}_L$ | : | 0,521  | (20) |
| $\bar{\omega}_M$ | : | 0,0555 | (5)  |
| $n_{KL}$         | : | 0,790  | (5)  |

## 3.1.1 X Radiations

|              | Energy<br>keV | Relative<br>probability |
|--------------|---------------|-------------------------|
| $X_K$        |               |                         |
| $K\alpha_2$  | 99,525        | 63,17                   |
| $K\alpha_1$  | 103,734       | 100                     |
| $K\beta_3$   | 116,244       | }                       |
| $K\beta_1$   | 117,228       | }                       |
| $K\beta_5''$ | 117,918       | }                       |
|              |               | 36,36                   |
| $K\beta_2$   | 120,54        | }                       |
| $K\beta_4$   | 120,969       | }                       |
| $KO_{2,3}$   | 121,543       | }                       |
|              |               | 12,61                   |

|           | Energy<br>keV   | Relative<br>probability |
|-----------|-----------------|-------------------------|
| $X_L$     |                 |                         |
| $L\ell$   | 12,125          |                         |
| $L\alpha$ | 14,083 – 14,279 |                         |
| $L\eta$   | 16,334          |                         |
| $L\beta$  | 16,499 – 19,331 |                         |
| $L\gamma$ | 20,708 – 21,984 |                         |

### 3.1.2 Auger Electrons

|         | Energy<br>keV    | Relative<br>probability |
|---------|------------------|-------------------------|
| Auger K |                  |                         |
| KLL     | 75,263 – 85,357  | 100                     |
| KLX     | 92,607 – 103,729 | 60,6                    |
| KXY     | 109,93 – 121,78  | 9,18                    |
| Auger L | 6,1 – 22,9       |                         |

## 4 $\alpha$ Emissions

|                | Energy<br>keV | Probability<br>$\times 100$ |
|----------------|---------------|-----------------------------|
| $\alpha_{0,9}$ | 4882,12 (8)   | 0,0000047 (11)              |
| $\alpha_{0,8}$ | 4919,24 (7)   | 0,000050 (5)                |
| $\alpha_{0,7}$ | 4958,20 (9)   | 0,000149 (16)               |
| $\alpha_{0,6}$ | 5166,58 (7)   | 0,0000042 (30)              |
| $\alpha_{0,5}$ | 5217,24 (7)   | 0,000055 (9)                |
| $\alpha_{0,4}$ | 5315,3        | 0,00004                     |
| $\alpha_{0,3}$ | 5515,29 (6)   | 0,00352 (18)                |
| $\alpha_{0,2}$ | 5665,41 (5)   | 0,0204 (15)                 |
| $\alpha_{0,1}$ | 5762,65 (5)   | 23,3 (4)                    |
| $\alpha_{0,0}$ | 5804,77 (5)   | 76,7 (4)                    |



## 5 Electron Emissions

|                     |      | Energy<br>keV    | Electrons<br>per 100 disint. |
|---------------------|------|------------------|------------------------------|
| e <sub>AL</sub>     | (Pu) | 6,1 - 22,9       | 8,09 (20)                    |
| e <sub>AK</sub>     | (Pu) |                  | 0,0000061 (9)                |
|                     | KLL  | 75,263 - 85,357  | }                            |
|                     | KLX  | 92,607 - 103,729 | }                            |
|                     | KXY  | 109,93 - 121,78  | }                            |
| ec <sub>1,0 L</sub> | (Pu) | 19,720 - 24,767  | 16,9 (6)                     |
| ec <sub>1,0 M</sub> | (Pu) | 36,891 - 39,049  | 4,72 (16)                    |
| ec <sub>2,1 L</sub> | (Pu) | 75,76 - 80,80    | 0,0164 (11)                  |
| ec <sub>2,1 M</sub> | (Pu) | 92,92 - 95,05    | 0,00468 (32)                 |
| ec <sub>3,2 K</sub> | (Pu) | 30,82 (2)        | 0,00019 (1)                  |
| ec <sub>3,2 L</sub> | (Pu) | 129,52 - 134,57  | 0,00169 (9)                  |
| ec <sub>3,2 M</sub> | (Pu) | 146,69 - 148,85  | 0,000470 (25)                |

## 6 Photon Emissions

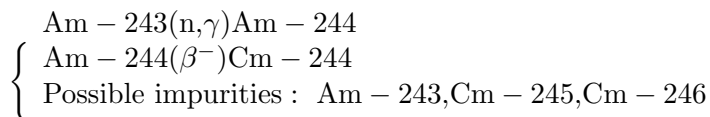
### 6.1 X-Ray Emissions

|                |      | Energy<br>keV   | Photons<br>per 100 disint.  |
|----------------|------|-----------------|-----------------------------|
| XL             | (Pu) | 12,125 — 21,984 | 8,92 (23)                   |
| XK $\alpha_2$  | (Pu) | 99,525          | 0,000061 (4) } K $\alpha$   |
| XK $\alpha_1$  | (Pu) | 103,734         | 0,000097 (5) }              |
| XK $\beta_3$   | (Pu) | 116,244         | }                           |
| XK $\beta_1$   | (Pu) | 117,228         | }                           |
| XK $\beta_5''$ | (Pu) | 117,918         | }                           |
| XK $\beta_2$   | (Pu) | 120,54          | }                           |
| XK $\beta_4$   | (Pu) | 120,969         | }                           |
| XK $O_{2,3}$   | (Pu) | 121,543         | }                           |
|                |      |                 | 0,0000354 (20) K' $\beta_1$ |
|                |      |                 | 0,0000123 (7) K' $\beta_2$  |

## 6.2 Gamma Emissions

|                           | Energy<br>keV | Photons<br>per 100 disint. |
|---------------------------|---------------|----------------------------|
| $\gamma_{1,0}(\text{Pu})$ | 42,824 (8)    | 0,0258 (7)                 |
| $\gamma_{2,1}(\text{Pu})$ | 98,860 (13)   | 0,00136 (9)                |
| $\gamma_{3,2}(\text{Pu})$ | 152,63 (2)    | 0,00102 (5)                |
| $\gamma_{4,3}(\text{Pu})$ | 202,4         | 0,000022                   |
| $\gamma_{8,6}(\text{Pu})$ | 251,47 (6)    | 0,0000114 (23)             |
| $\gamma_{7,5}(\text{Pu})$ | 263,37 (8)    | 0,000062 (9)               |
| $\gamma_{9,6}(\text{Pu})$ | 289,21 (7)    | 0,0000006 (3)              |
| $\gamma_{8,5}(\text{Pu})$ | 302,98 (6)    | 0,000019 (3)               |
| $\gamma_{9,5}(\text{Pu})$ | 340,72 (7)    | 0,0000018 (9)              |
| $\gamma_{6,2}(\text{Pu})$ | 507,16 (5)    | 0,0000087 (28)             |
| $\gamma_{5,1}(\text{Pu})$ | 554,52 (4)    | 0,000087 (11)              |
| $\gamma_{5,0}(\text{Pu})$ | 597,34 (4)    | 0,000053 (7)               |
| $\gamma_{6,1}(\text{Pu})$ | 606,03 (4)    | 0,0000081 (14)             |
| $\gamma_{8,2}(\text{Pu})$ | 758,63 (5)    | 0,0000138 (19)             |
| $\gamma_{7,1}(\text{Pu})$ | 817,89 (7)    | 0,000068 (9)               |
| $\gamma_{8,1}(\text{Pu})$ | 857,50 (4)    | 0,0000057 (8)              |
| $\gamma_{7,0}(\text{Pu})$ | 860,71 (7)    | 0,0000082 (20)             |
| $\gamma_{9,1}(\text{Pu})$ | 895,24 (6)    | 0,0000018 (6)              |
| $\gamma_{8,0}(\text{Pu})$ | 900,32 (4)    | 0,0000013 (6)              |
| $\gamma_{9,0}(\text{Pu})$ | 938,06 (6)    | 0,0000004 (4)              |

## 7 Main Production Modes

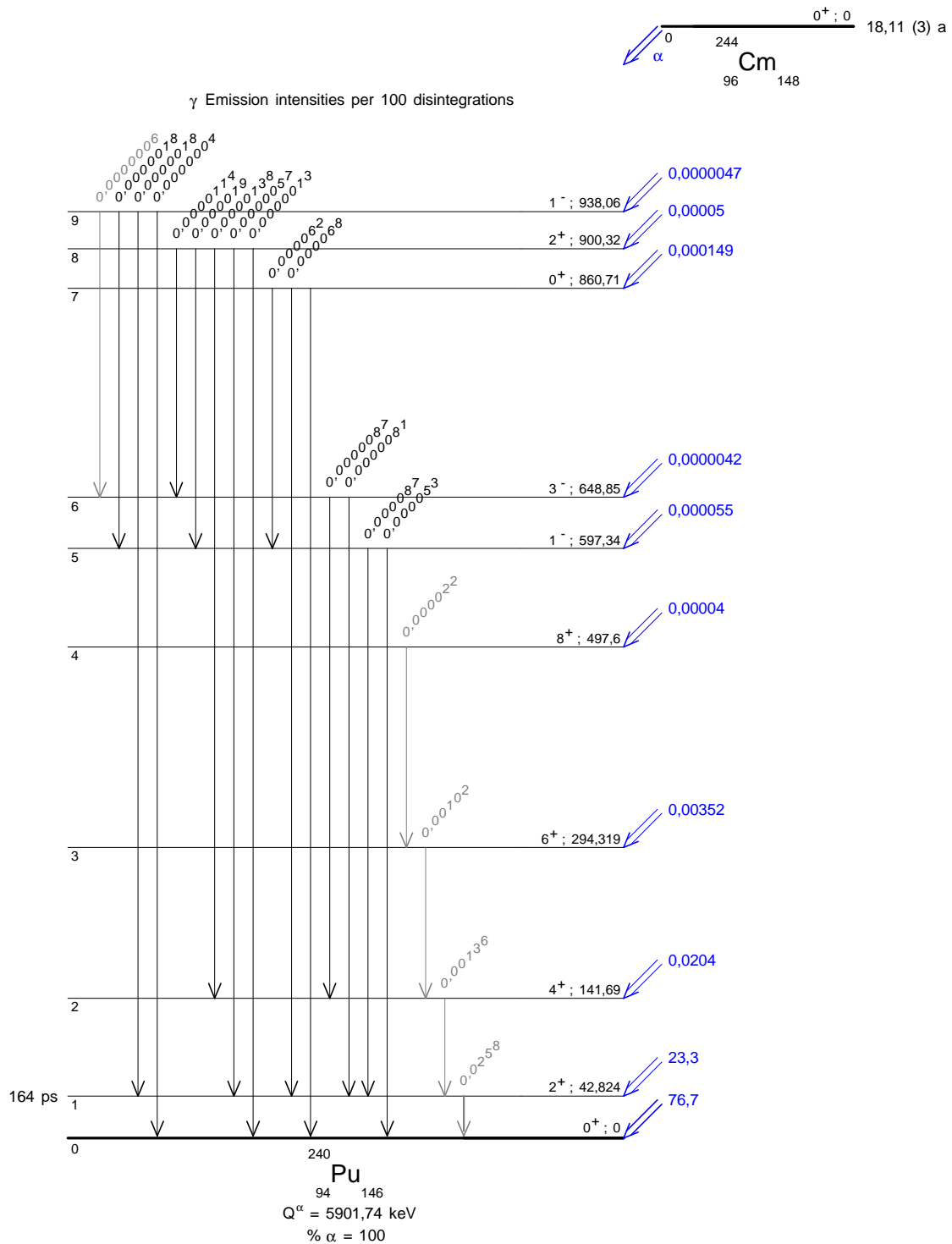


## 8 References

- A. GHIORSO, G.H. HIGGINS, A.E. LARSH, G.T. SEABORG, S.G. THOMPSON. Phys. Rev. 87 (1952) 163 (SF half-life)
- A.M. FRIEDMAN, A.L. HARKNESS, P.R. FIELDS, M.H. STUDIER, J.R. HUIZENGA. Phys. Rev. 95 (1954) 1501 (Half-life)
- C.M. STEVENS, M.H. STUDIER, P.R. FIELDS, J.F. MECH, P.A. SELLERS, A.M. FRIEDMAN, H. DIAMOND, J.R. HUIZENGA. Phys. Rev. 94 (1954) 974 (Half-life)
- J.P. HUMMEL. Thesis, Univ. California (1956), UCRL-3456 (1956) (alpha-transition probabilities)
- W.G. SMITH, J.M. HOLLANDER. Phys.Rev. 101 (1956) 746 (Conversion electron measurements, gamma ray multipolarities)
- F. ASARO, I. PERLMAN. Priv. Comm. (1960) (1960) (alpha-transition probabilities, alpha-emission energies)
- W.T. CARNALL, S. FRIED, A.L. HARKNESS. J. Inorg. Nuclear Chem., 17 (1961) 12 (Half-life)

- S. BJORNHOLM, C.M. LEDERER, F. ASARO, I. PERLMAN. Phys.Rev. 130 (1963) 2000  
(E0 gamma and alpha transition probabilities)
- B.S. DZHELEPOV, R.B. IVANOV, V.G. NEDOVESOV, V.P. CHECHEV. Soviet Phys. JETP 18 (1964) 937  
(alpha-transition probabilities, alpha-emission energies)
- L.Z. MALKIN, I.D. ALKHAZOV, A.S. KRIVOKHATSKII, K.A. PETRZHAK, L.M. BELOV. Soviet J. At. Energy 16 (1964) 170  
(SF half-life)
- D. METTA, H. DIAMOND, R.F. BARNES, J. MILSTED, J. GRAY JR, D.J. HENDERSON, C.M. STEVENS. J. Inorg. Nucl. Chem. 27 (1965) 33  
(SF half-life)
- J.A. BEARDEN. Rev. Mod. Phys. 39 (1967) 78  
(X-ray energies)
- S.A. BARANOV, Y.F. RODIONOV, V.M. KULAKOV, V.M. SHATINSKII. Soviet J. Nucl. Phys. 4 (1967) 798  
(alpha-transition probabilities, alpha-emission energies)
- C.M. LEDERER. Priv. Comm., 1967, quoted in 1978LeZA (1967)  
(Gamma ray energies and probabilities)
- R.J. ARMANI, R. GOLD. Proc.Symp Stand.of Radionucl.,Vienna, 1966, IAEA, Vienna,1967 (1967) 621  
(SF half-life)
- W.C. BENTLEY. J. Inorg. Nucl. Chem. 30 (1968) 2007  
(Half-life)
- C.L. DUKE, W.L. TALBERT JR. Phys.Rev. 173 (1968) 1125  
(Conversion electron measurements, gamma ray multipolarities)
- M.R. SCHMORAK ET AL.. Int. Conf. Radioactivity in Nucl. Spectroscopy Tech. and Appl., Nashville, p. 22. Priv. Comm. (1969) quoted in M. R. Schmorak, Nucl. Data Sheets B4, 661 (1970) (1969) 22  
(Gamma-ray energies and probabilities)
- D.M. BARTON, P.G. KOONTZ. J. Inorg. Nucl. Chem. 32 (1970) 769  
(SF half-life)
- M.R. SCHMORAK. Nucl. Data Sheets B4 (1970) 661  
(Gamma-ray energies and probabilities)
- B. GRENNBERG, A. RYTZ. Metrologia 7 (1971) 65  
(Alpha-particle energies)
- H.J. SPECHT, J. WEBER, E. KONECNY, AND D. HEUNEMANN. Phys. Lett. 41B (1972) 43  
(Level energies)
- I. AHMAD, R.F. BARNES, R.K. SJOBLUM, P.R. FIELDS. J. Inorg. Nucl. Chem. 34 (1972) 3335  
(Gamma ray energies)
- J.D. HASTINGS, W.W. STROHM. J. Inorg. Nucl. Chem. 34 (1972) 3597  
(SF half-life)
- W.J. KERRIGAN, R.S. DORSETT. J. Inorg. Nucl. Chem. 34 (1972) 3603  
(Half-life)
- M. SCHMORAK, C.E. BEMIS, JR., M.J. ZENDER, N.B. GOVE, P.F. DITTNER. Nucl.Phys. A178 (1972) 410  
(Gamma ray energies and probabilities)
- C.M. LEDERER, V.S. SHIRLEY, E. BROWNE, J.M. DAIRIKI, R.E. DOEBLER, A.A. SHIHAB-ELDIN, L.J. JARDINE, J.K. TULI, A.B. BUYRN. Table of Isotopes, 7th Ed. J.Wiley & Sons, N.-Y., 1978 (1978)  
(Gamma ray energies and probabilities)
- J.K. DICKENS, J.W. MCCONNELL. Phys. Rev. C22 (1980) 1344  
(Experimental X-ray energies)
- H.-C. HSEUH,, E.-M. FRANZ, P.E. HAUSTEIN, S. KATEOFF, L.K. PEKER. Phys. Rev. C23 (1981) 1217  
(Gamma ray energies and probabilities)
- G. BARREAU, H.G. BORNER, T. VON EGIDY, R.W. HOFF. Z. Phys. A308 (1982) 209  
(Experimental X-ray energies)
- V.G. POLYUKHOV, G.A. TIMOFEEV, V.V. KALYGIN, P.A. PRIVALOVA. Sov. Radiochem. 24 (1982) 408  
(Half-life)
- P.A. BURNS, P.N. JOHNSTON, AND J.R. MORONEY. Priv. Comm. (1984), quoted in 1986LoZT (1984) 147  
(alpha-transition probabilities)
- J. PEARCEY, S.A. WOODS, P. CHRISTMAS. Nucl. Instrum. Methods Phys. Res. A286 (1990) 563  
(Conversion electron measurements, gamma ray multipolarities)
- YU.S. POPOV, I.B. MAKAROV, D.KH. SRUROV, E.A. ERIN. Cov. J. Radiochemistry 32 (1990) 425  
(Experimental relative LX-ray emission probabilities)
- A. RYTZ. At. Data Nucl. Data Tables. 47 (1991) 205  
(Alpha-emission energies)

- E.A. FROLOV. Appl. Rad. Isotopes 43 (1992) 211  
(Alpha-emission energies)
- A.K. PANDEY, R.C. SHARMA, P.C. KALSI, R.H. IYER. Nucl. Instrum. Methods Phys. Res. B82 (1993) 151  
(SF half-life)
- P.N. JOHNSTON, P.A. BURNS. Nucl. Instrum. Methods Phys. Res. A361 (1995) 229  
(LX-ray emission probabilities)
- C.C. BUENO, J.A.C. GONCALVES, M. DAMY DE S.SANTOS. Nucl. Instrum. Methods Phys. Res. A371 (1996) 460  
(Alpha-transition probabilities)
- E. SCHÖNFELD, H. JANSSEN. Nucl. Instrum. Methods Phys. Res. A369 (1996) 527  
(Atomic data)
- A.M. SANCHEZ, P.R. MONTERO, F.V. TOME. Nucl. Instrum. Methods Phys. Res. A369 (1996) 593  
(Alpha-transition probabilities)
- J. KASAGI, H. YAMAZAKI, N. KASAJIMA, T. OHTSUKI, H.YUKI. J. Phys.(London) G23 (1997) 1451  
(Alpha-transition probabilities)
- E. GARCIA-TORANO. Appl. Rad. Isotopes 49 (1998) 1325  
(Alpha-transition probabilities, alpha-emission energies)
- J. YANG, J. NI. Nucl. Instrum. Methods Phys. Res. A413 (1998) 239  
(Alpha-transition probabilities)
- E. SCHÖNFELD, G. RODLOFF. PTB-6.11-1999-1999-1, Braunschweig, February 1999 (1999)  
(KX-energies and relative emission probabilities)
- N.E. HOLDEN, D.C. HOFFMAN. Pure Appl. Chem. 72 (2000) 1525  
(Spontaneous fission half-life)
- E. SCHÖNFELD, H. JANZEN. Appl. Rad. Isot. 52 (2000) 595  
(X-ray and Auger electron emission probabilities, EMISSION code)
- F. DAYRAS. Nucl. Instrum. Methods Phys. Res. A490 (2002) 492  
(Alpha-transition probabilities)
- G.AUDI, A.H.WAPSTRA, C.THIBAULT. Nucl. Phys. A729 (2003) 337  
(Q value)
- F.E. CHUKREEV, BALRAJ SINGH. Nuclear Data Sheets 103 (2004) 325  
(Decay scheme,  $^{240}\text{Pu}$  level energies, gamma ray multipolarities and probabilities)
- V.P. CHECHEV. Phys. Atomic Nuclei 69 (2006) 1188  
( $^{244}\text{Cm}$  decay data evaluation-2005)
- T. KIBEDI, T.W. BURROWS, M.B. TRZHASKOVSKAYA, P.M. DAVIDSON, AND C.W.NESTOR, JR.. Instrum. Methods Phys. Res. A589 (2008) 202  
(Theoretical ICC)





## 1 Decay Scheme

Cm-245 decays 100% by alpha transitions to Pu-241.

*Le curium 245 se désintègre à 100 % par émissions alpha vers le plutonium 241.*

## 2 Nuclear Data

|                             |   |        |      |     |
|-----------------------------|---|--------|------|-----|
| $T_{1/2}(^{245}\text{Cm})$  | : | 8250   | (70) | a   |
| $T_{1/2}(^{241}\text{Pu})$  | : | 14,33  | (4)  | a   |
| $Q^\alpha(^{245}\text{Cm})$ | : | 5622,3 | (5)  | keV |

### 2.1 $\alpha$ Transitions

|                | Energy<br>keV | Probability<br>$\times 100$ | F    |
|----------------|---------------|-----------------------------|------|
| $\alpha_{0,8}$ | 5237 (3)      | $\leq 0,005$                | 1000 |
| $\alpha_{0,7}$ | 5321,4 (12)   | 0,32                        | 51   |
| $\alpha_{0,6}$ | 5391,7 (12)   | 5,0 (1)                     | 8,7  |
| $\alpha_{0,5}$ | 5450,9 (12)   | 93,2 (5)                    | 1,03 |
| $\alpha_{0,4}$ | 5460,6 (5)    | 0,0210 (9)                  | 5520 |
| $\alpha_{0,3}$ | 5461,0 (5)    | 0,39 (22)                   | 300  |
| $\alpha_{0,2}$ | 5526,4 (5)    | 0,04                        | 7130 |
| $\alpha_{0,1}$ | 5579,7 (5)    | 0,83                        | 768  |
| $\alpha_{0,0}$ | 5622,3 (5)    | 0,58                        | 1770 |

## 2.2 Gamma Transitions and Internal Conversion Coefficients

|                              | Energy<br>keV | $P_{\gamma+ce}$<br>$\times 100$ | Multipolarity | $\alpha_K$  | $\alpha_L$ | $\alpha_M$  | $\alpha_T$ |
|------------------------------|---------------|---------------------------------|---------------|-------------|------------|-------------|------------|
| $\gamma_{1,0}(\text{Pu})$    | 41,972 (1)    | 38,2 (22)                       | M1+E2         |             | 76,2 (15)  | 19,4 (4)    | 102,4 (20) |
| $\gamma_{2,1}(\text{Pu})$    | 53,807 (1)    | 3,34 (20)                       | M1+E2         |             | 33,3 (8)   | 8,42 (21)   | 44,7 (11)  |
| $\gamma_{6,5}(\text{Pu})$    | 56,89 (3)     | 3,16 (17)                       | M1+E2         |             | 64 (5)     | 17,3 (14)   | 87 (7)     |
| $\gamma_{3,2}(\text{Pu})$    | 65,535 (3)    | 0,45 (22)                       | M1+E2         |             | 18 (9)     | 4,5 (24)    | 24 (12)    |
| $\gamma_{7,6}(\text{Pu})$    | 69,237 (18)   | 0,20 (4)                        | M1(+E2)       |             | 21 (10)    | 5 (3)       | 28 (14)    |
| $\gamma_{5,2}(\text{Pu})$    | 79,2728 (18)  | 2,8 (7)                         | M1+E2         |             | 16 (5)     | 4,3 (12)    | 22 (6)     |
| $\gamma_{2,0}(\text{Pu})$    | 95,7795 (12)  | 0,221 (47)                      | E2            |             | 14,0 (2)   | 3,92 (6)    | 19,3 (3)   |
| $\gamma_{7,5}(\text{Pu})$    | 126,09 (4)    | 0,046 (13)                      | [E2]          | 0,1705 (24) | 3,94 (6)   | 1,101 (16)  | 5,59 (8)   |
| $\gamma_{5,1}(\text{Pu})$    | 133,081 (2)   | 34,7 (10)                       | M1+E2         | 8,80 (13)   | 1,92 (3)   | 0,473 (7)   | 11,36 (17) |
| $\gamma_{6,2}(\text{Pu})$    | 136,156 (9)   | 1,13 (12)                       | M1+E2         | 6,2 (12)    | 2,04 (15)  | 0,52 (5)    | 9 (1)      |
| $\gamma_{7,3}(\text{Pu})$    | 139,858 (16)  | 0,064 (33)                      | [M1,E2]       | 4 (4)       | 2,0 (5)    | 0,54 (15)   | 7 (4)      |
| $\gamma_{4,0}(\text{Pu})$    | 161,685 (1)   | 0,210 (9)                       | E2            | 0,190 (3)   | 1,289 (18) | 0,360 (5)   | 1,96 (3)   |
| $\gamma_{5,0}(\text{Pu})$    | 175,0524 (14) | 61,0 (16)                       | M1+E2         | 4,07 (7)    | 0,855 (12) | 0,209 (3)   | 5,21 (8)   |
| $\gamma_{6,1}(\text{Pu})$    | 189,965 (10)  | 0,889 (42)                      | M1+E2         | 2,46 (15)   | 0,665 (10) | 0,1680 (25) | 3,36 (16)  |
| $\gamma_{7,2}(\text{Pu})$    | 205,393 (16)  | 0,028 (13)                      | [M1,E2]       | 1,4 (13)    | 0,50 (5)   | 0,129 (3)   | 2,1 (14)   |
| $\gamma_{6,0}(\text{Pu})$    | 231,935 (9)   | 0,0175 (27)                     | [E2]          | 0,1200 (17) | 0,275 (4)  | 0,0760 (11) | 0,498 (7)  |
| $\gamma_{(-1,1)}(\text{Pu})$ | 388,16 (5)    | 0,019 (1)                       |               |             |            |             |            |

### 3 Atomic Data

#### 3.1 Pu

|                  |   |       |      |
|------------------|---|-------|------|
| $\omega_K$       | : | 0,971 | (4)  |
| $\bar{\omega}_L$ | : | 0,521 | (20) |
| $n_{KL}$         | : | 0,790 | (5)  |

##### 3.1.1 X Radiations

|              | Energy<br>keV     | Relative<br>probability |
|--------------|-------------------|-------------------------|
| $X_K$        |                   |                         |
| $K\alpha_2$  | 99,525            | 63,17                   |
| $K\alpha_1$  | 103,734           | 100                     |
| $K\beta_3$   | 116,244           | }                       |
| $K\beta_1$   | 117,228           | }                       |
| $K\beta_5''$ | 117,918           | }                       |
|              |                   | 36,70                   |
| $K\beta_2$   | 120,54            | }                       |
| $K\beta_4$   | 120,969           | }                       |
| $KO_{2,3}$   | 121,543           | }                       |
| $X_L$        |                   |                         |
| $L\ell$      | 12,1246           |                         |
| $L\alpha$    | 14,0834 – 14,2791 |                         |
| $L\eta$      | 16,334            |                         |
| $L\beta$     | 16,4987 – 19,331  |                         |
| $L\gamma$    | 20,7081 – 21,9844 |                         |

##### 3.1.2 Auger Electrons

|         | Energy<br>keV    | Relative<br>probability |
|---------|------------------|-------------------------|
| Auger K |                  |                         |
| $KLL$   | 75,263 – 85,357  | 100                     |
| $KLX$   | 92,607 – 103,729 | 60,6                    |
| $KXY$   | 109,93 – 121,78  | 9,18                    |
| Auger L | 6,19 – 22,99     |                         |



4  $\alpha$  Emissions

|                | Energy<br>keV | Probability<br>× 100 |
|----------------|---------------|----------------------|
| $\alpha_{0,8}$ | 5152 (3)      | $\leq 0,005$         |
| $\alpha_{0,7}$ | 5234,4 (12)   | 0,32                 |
| $\alpha_{0,6}$ | 5303,6 (12)   | 5,0 (1)              |
| $\alpha_{0,5}$ | 5361,8 (12)   | 93,2 (5)             |
| $\alpha_{0,4}$ | 5371,4 (5)    | 0,0210 (9)           |
| $\alpha_{0,3}$ | 5371,7 (5)    | 0,39 (22)            |
| $\alpha_{0,2}$ | 5436,1 (5)    | 0,04                 |
| $\alpha_{0,1}$ | 5488,5 (5)    | 0,83                 |
| $\alpha_{0,0}$ | 5530,4 (4)    | 0,58                 |

## 5 Electron Emissions

|                     |      | Energy<br>keV    | Electrons<br>per 100 disint. |
|---------------------|------|------------------|------------------------------|
| eAL                 | (Pu) | 6,19 - 22,99     | 50,1 (13)                    |
| eAK                 | (Pu) |                  | 1,91 (27)                    |
|                     | KLL  | 75,263 - 85,357  | }                            |
|                     | KLX  | 92,607 - 103,729 | }                            |
|                     | KXY  | 109,93 - 121,78  | }                            |
| ec <sub>5,1</sub> K | (Pu) | 11,290 (2)       | 24,7 (7)                     |
| ec <sub>6,2</sub> K | (Pu) | 14,365 (9)       | 0,70 (14)                    |
| ec <sub>1,0</sub> L | (Pu) | 18,868 - 23,915  | 28,1 (16)                    |
| ec <sub>2,1</sub> L | (Pu) | 30,703 - 35,750  | 2,43 (15)                    |
| ec <sub>6,5</sub> L | (Pu) | 33,79 - 38,83    | 2,30 (22)                    |
| ec <sub>1,0</sub> M | (Pu) | 36,039 - 38,197  | 7,16 (42)                    |
| ec <sub>1,0</sub> N | (Pu) | 40,413 - 41,548  | 1,96 (11)                    |
| ec <sub>3,2</sub> L | (Pu) | 42,431 - 47,478  | 0,32 (17)                    |
| ec <sub>7,6</sub> L | (Pu) | 46,133 - 51,180  | 0,15 (9)                     |
| ec <sub>2,1</sub> M | (Pu) | 47,874 - 50,032  | 0,615 (37)                   |
| ec <sub>6,5</sub> M | (Pu) | 50,96 - 53,12    | 0,62 (6)                     |
| ec <sub>2,1</sub> N | (Pu) | 52,248 - 53,383  | 0,168 (10)                   |
| ec <sub>5,0</sub> K | (Pu) | 53,2613 (14)     | 40,0 (11)                    |
| ec <sub>6,5</sub> N | (Pu) | 55,33 - 56,47    | 0,169 (17)                   |
| ec <sub>5,2</sub> L | (Pu) | 56,169 - 61,216  | 1,9 (6)                      |
| ec <sub>6,1</sub> K | (Pu) | 68,17 (1)        | 0,502 (34)                   |
| ec <sub>2,0</sub> L | (Pu) | 72,676 - 77,722  | 0,153 (32)                   |
| ec <sub>5,2</sub> M | (Pu) | 73,340 - 75,498  | 0,52 (15)                    |
| ec <sub>5,2</sub> N | (Pu) | 77,714 - 78,849  | 0,144 (49)                   |

|                     |      | Energy<br>keV     | Electrons<br>per 100 disint. |
|---------------------|------|-------------------|------------------------------|
| ec <sub>5,1</sub> L | (Pu) | 109,977 - 115,024 | 5,40 (16)                    |
| ec <sub>6,2</sub> L | (Pu) | 113,052 - 118,099 | 0,231 (19)                   |
| ec <sub>5,1</sub> M | (Pu) | 127,148 - 129,306 | 1,329 (39)                   |
| ec <sub>5,1</sub> N | (Pu) | 131,522 - 132,657 | 0,362 (10)                   |
| ec <sub>5,0</sub> L | (Pu) | 151,948 - 156,995 | 8,40 (22)                    |
| ec <sub>6,1</sub> L | (Pu) | 166,861 - 171,908 | 0,1357 (45)                  |
| ec <sub>5,0</sub> M | (Pu) | 169,119 - 171,277 | 2,05 (5)                     |
| ec <sub>5,0</sub> N | (Pu) | 173,493 - 174,628 | 0,560 (15)                   |

## 6 Photon Emissions

### 6.1 X-Ray Emissions

|                    |      | Energy<br>keV     | Photons<br>per 100 disint. |              |
|--------------------|------|-------------------|----------------------------|--------------|
| XL                 | (Pu) | 12,1246 — 21,9844 | 51,7 (10)                  |              |
| XK $\alpha_2$      | (Pu) | 99,525            | 19,0 (5)                   | } K $\alpha$ |
| XK $\alpha_1$      | (Pu) | 103,734           | 30,1 (7)                   | }            |
| XK $\beta_3$       | (Pu) | 116,244           | }                          |              |
| XK $\beta_1$       | (Pu) | 117,228           | }                          | K' $\beta_1$ |
| XK $\beta_5''$     | (Pu) | 117,918           | }                          |              |
| XK $\beta_2$       | (Pu) | 120,54            | }                          |              |
| XK $\beta_4$       | (Pu) | 120,969           | }                          | K' $\beta_2$ |
| XKO <sub>2,3</sub> | (Pu) | 121,543           | }                          |              |

### 6.2 Gamma Emissions

|                           | Energy<br>keV | Photons<br>per 100 disint. |
|---------------------------|---------------|----------------------------|
| $\gamma_{1,0}(\text{Pu})$ | 41,972 (1)    | 0,369 (20)                 |
| $\gamma_{2,1}(\text{Pu})$ | 53,807 (1)    | 0,073 (4)                  |
| $\gamma_{6,5}(\text{Pu})$ | 56,89 (3)     | 0,0359 (21)                |
| $\gamma_{3,2}(\text{Pu})$ | 65,535 (3)    | 0,018 (2)                  |
| $\gamma_{7,6}(\text{Pu})$ | 69,237 (18)   | 0,007 (3)                  |
| $\gamma_{5,2}(\text{Pu})$ | 79,2728 (18)  | 0,120 (7)                  |
| $\gamma_{2,0}(\text{Pu})$ | 95,7795 (12)  | 0,0109 (23)                |
| $\gamma_{7,5}(\text{Pu})$ | 126,09 (4)    | 0,007 (2)                  |
| $\gamma_{5,1}(\text{Pu})$ | 133,081 (2)   | 2,81 (7)                   |

|                              | Energy<br>keV | Photons<br>per 100 disint. |
|------------------------------|---------------|----------------------------|
| $\gamma_{6,2}(\text{Pu})$    | 136,156 (9)   | 0,113 (4)                  |
| $\gamma_{7,3}(\text{Pu})$    | 139,858 (16)  | 0,008 (1)                  |
| $\gamma_{4,0}(\text{Pu})$    | 161,685 (1)   | 0,071 (3)                  |
| $\gamma_{5,0}(\text{Pu})$    | 175,0523 (14) | 9,83 (22)                  |
| $\gamma_{6,1}(\text{Pu})$    | 189,965 (10)  | 0,204 (6)                  |
| $\gamma_{7,2}(\text{Pu})$    | 205,393 (16)  | 0,009 (1)                  |
| $\gamma_{6,0}(\text{Pu})$    | 231,935 (9)   | 0,0117 (18)                |
| $\gamma_{(-1,1)}(\text{Pu})$ | 388,16 (5)    | 0,019 (1)                  |

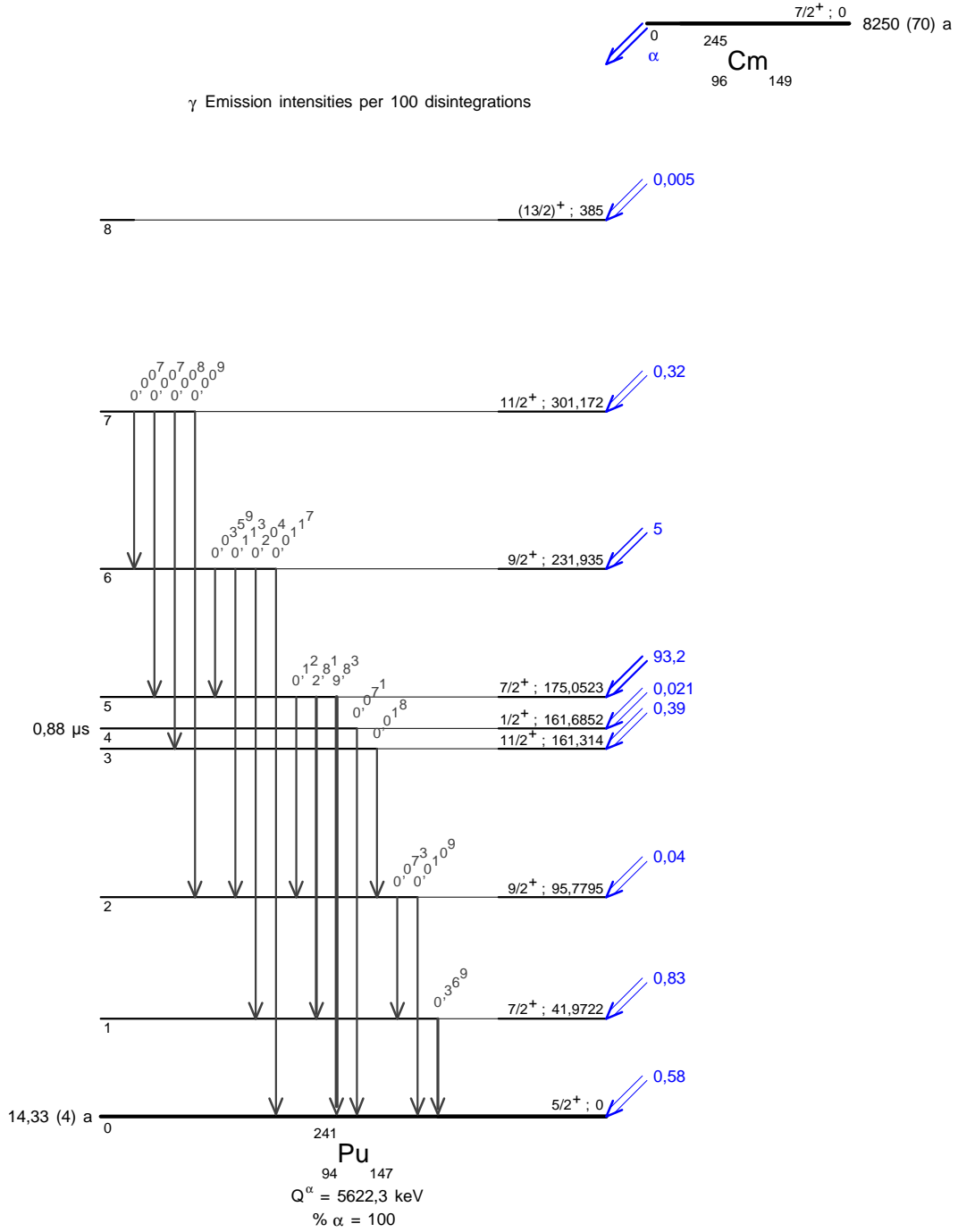
## 7 Main Production Modes

$$\left\{ \begin{array}{l} \text{Cm} - 244(n,\gamma)\text{Cm} - 245 \\ \text{Possible impurities : Cm} - 242, \text{Cm} - 243, \text{Cm} - 244 \\ \text{Cf} - 249(\alpha)\text{Cm} - 245 \end{array} \right.$$

## 8 References

- E.K.HULET, S.G.THOMPSON, A.GHIORSO. Phys. Rev. 95 (1954) 1703  
(Half-life)
- A.M. FRIEDMAN, A.L. HARKNESS, P.R. FIELDS, M.H. STUDIER, J.R. HUIZENGA. Phys. Rev. 95 (1954) 1501  
(Half-life)
- C.I. BROWNE, D.C. HOFFMAN, W.T. CRANE, J.P. BALAGNA, G.H. HIGGINS, J.W. BARNES, R.W. HOFF, H.L. SMITH, J.P. MIZE, M.E. BUNKER. J. Inorg. Nucl. Chem. 1 (1955) 254  
(Half-life)
- I. PERLMAN, F. ASARO, F.S. STEPHENS, J.P. HUMMEL. UCRL-2932 (1955) 59  
(gamma-ray energies)
- J.R. HUIZENGA, H.DIAMOND. Phys. Rev. 107 (1957) 1087  
(Half-life)
- F. ASARO, I. PERLMAN. Priv. Comm. (1960), quoted by 1964Hy02 (1960)  
(alpha-particle energies and emission probabilities)
- W.T. CARNALL, S. FRIED, A.L. HARKNESS. J. Inorg. Nucl. Chem. 17 (1961) 12  
(Half-life)
- B.S.DZHELEPOV, R.B.IVANOV, V.G.NEDOVESOV, V.P.CHECHEV. Zh.Eksperim.i Teor.Fiz. 45 (1963) 1360  
(alpha-particle energies and emission probabilities)
- E.K. HYDE, I. PERLMAN, G.T. SEABORG. The Nuclear Properties of the Heavy Elements, Vol.II, Prentice-Hall, Inc., Englewood Cliffs, N.J. (1964)  
(alpha-particle energies and emission probabilities)
- S.A.BARANOV, Y.F.RODIONOV, V.M.KULAKOV, V.M.SHATINSKII. Yadern.Fiz. 4 (1966) 1108  
(alpha-particle energies and emission probabilities)
- A.M.FRIEDMAN, J.MILSTED. Phys. Lett. 21 (1966) 179  
(alpha-particle energies and emission probabilities)
- D.N. METTA, H. DIAMOND, F.R. KELLY. J. Inorg. Nucl. Chem. 31 (1969) 1245  
(Half-life)
- K.W. MACMURDO, R.M. HARBOUR, R.W. BENJAMIN. J. Inorg. Nucl. Chem. 33 (1971) 1241  
(Half-life)
- S.A.BARANOV, V.M.SHATINSKY. Yad.Fiz. 22 (1975) 670  
(alpha-particle energies and emission probabilities)
- S.A.BARANOV, A.G.ZELENKOV, V.M.KULAKOV. Proc.Advisory Group Meeting on Transactinium Nucl.Data, Karlsruhe, Vol.III, p.249 (1976); IAEA-186 (1976)  
(alpha-particle energies and emission probabilities)
- F.P. LARKINS. At. Data Nucl. Data Tables 20 (1977) 311  
(Atomic electron binding energies)

- J.K.DICKENS, J.W.McCONNELL. Phys. Rev. C22 (1980) 1344  
(gamma-ray energies and emission probabilities)
- V.G. POLYUKHOV, G.A. TIMOFEEV, V.V. KALYGIN, P.A. PRIVALOVA. Radiokhimiya (Sov. Radiochemistry 24, 408,1982) 24 (1982) 490  
(Half-life)
- A.A.DRUZHININ, V.N.POLYNOV, S.P.VESNOVSKY, A.M.KOROCHKIN, A.A.LBOV, E.A.NIKITIN. Dok.Akad.Nauk SSSR 280 (1985) 1351  
(SF half-life)
- N.E. HOLDEN. Pure Appl.Chem. 61 (1989) 1483  
(Half-life)
- YU.S.POPOV, D.KH.SRUROV, I.B.MAKAROV, E.A.ERIN, G.A.TIMOFEEV. Radiokhimiya (Sov. J. Radiochemistry 33, 1 1991) 33 (1991) 3  
(gamma-ray energies and emission probabilities)
- A.RYTZ. At. Data Nucl. Data Tables 47 (1991) 205  
(alpha-particle energies and emission probabilities)
- R. DANIELS. Ph.D. Thesis, University of Manchester, 1992, quoted by 1994Sh31 (1992)  
(gamma-ray energies and emission probabilities)
- J.A.SHANNON, W.R.PHILLIPS, B.J.VARLEY, I.AHMAD, L.R.MORSS. Nucl. Instrum. Methods Phys. Res. A339 (1994) 183  
(gamma-ray energies and emission probabilities)
- E. SCHÖNFELD, H. JANSSEN. Nucl. Instrum. Methods Phys. Res. A369 (1996) 527  
(Atomic data)
- D.H.WHITE, R.W.HOFF, H.G.BORNER, K.SCHRECKENBACH, F.HOYLER, G.COLVIN, I.AHMAD, A.M.FRIEDMAN, J.R.ERSKINE. Phys. Rev. C57 (1998) 1112  
(gamma-ray energies and emission probabilities)
- E. SCHÖNFELD, H. JANSEN. Appl. Rad. Isotopes 52 (2000) 595  
(Calculation of emission probabilities of X-rays and Auger electrons)
- G. AUDI, A.H. WAPSTRA, AND C. THIBAUT. Nucl. Phys. A729 (2003) 337  
(Q value)
- M.J.MARTIN. Nucl. Data Sheets 106 (2005) 89  
(<sup>245</sup>Cm alpha decay scheme, <sup>241</sup>Pu levels, gamma-ray energies and multiplicities)
- T. KIBEDI, T.W. BURROWS, M.B. TRZHASKOVSKAYA, P.M. DAVIDSON, C.W. NESTOR, JR.. Nucl. Instrum. Methods Phys. Res. A589 (2007) 202  
(Band-Raman ICC for gamma-ray transitions)
- F.G.KONDEV, M.A.KELLETT, I.AHMAD, J.P.GREENE, A.L.NICHOLS. Proc. Int. Conf. Nuclear Data for Science and Technology, Nice, France, 22-27 April 2007 (2008)  
(Half-life)
- F.G.KONDEV, I.AHMAD, M.P.CARPENTER, C.J.CHIARA, J.P.GREENE, R.V.F.JANSSENS, M.A.KELLETT, T.L.KHOO, T.LAURITSEN, C.J.LISTER, E.F.MOORE, A.L.NICHOLS, D.SEWERYNIAK, S.ZHU. Proc. 13th Int. Symposium on Capture Gamma-Ray Spectroscopy and Related Topics, Cologne, Germany, 25-29 August 2008 (2009)  
(Half-life)



Reproduction Service  
30, Boulevard Verd-de-Saint-Julien  
92190 MEUDON

Achevé d'imprimer : février 2013  
Imprimé en France

ISBN-13 978-92-822-2248-5 (Vol. 7)  
ISBN-13 978-92-822-2249-2 (CD-Rom)

