



HAL
open science

Table of radionuclides (Vol. 5 - A = 22 to 244)

Marie-Martine Bé, Vanessa Chisté, Christophe Dulieu, Xavier Mougeot, Edgardo Browne, Valery Chechev, Nikolay Kuzmenko, Filip Kondev, Aurelian Luca, Monica Galan, et al.

► To cite this version:

Marie-Martine Bé, Vanessa Chisté, Christophe Dulieu, Xavier Mougeot, Edgardo Browne, et al.. Table of radionuclides (Vol. 5 - A = 22 to 244). Bureau International des Poids et Mesures. , 5, 2010, Table of radionuclides, 13 978-92-822-2234-8. cea-02476352

HAL Id: cea-02476352

<https://cea.hal.science/cea-02476352v1>

Submitted on 12 Feb 2020

HAL is a multi-disciplinary open access archive for the deposit and dissemination of scientific research documents, whether they are published or not. The documents may come from teaching and research institutions in France or abroad, or from public or private research centers.

L'archive ouverte pluridisciplinaire **HAL**, est destinée au dépôt et à la diffusion de documents scientifiques de niveau recherche, publiés ou non, émanant des établissements d'enseignement et de recherche français ou étrangers, des laboratoires publics ou privés.

Table of Radionuclides (Vol. 5 – $A = 22$ to 244)

M.-M. Bé, V. Chisté, C. Dujieu, X. Mougeot
E. Browne
V. Chechev, N. Kuzmenko
F. Kondev
A. Luca
M. Galán
A.L. Nichols
A. Arinc
X. Huang



2010

BUREAU INTERNATIONAL DES POIDS ET MESURES

Pavillon de Breteuil, F-92310 SÈVRES

Édité par le BIPM,
Pavillon de Breteuil
F-92312 Sèvres Cedex
France

Imprimé par Reproduction Service

ISBN-13 978-92-822-2234-8 (Vol. 5)
ISBN-13 978-92-822-2235-5 (CD-Rom)

Preface

This monograph is one of several published in a series by the Bureau International des Poids et Mesures (BIPM) on behalf of the Consultative Committee for Ionizing Radiation (*Comité Consultatif des Rayonnements Ionisants*, CCRI¹). The aim of this series of publications is to review topics that are of importance for the measurement of ionizing radiation and especially of radioactivity, in particular those techniques normally used by participants in international comparisons. It is expected that these publications will prove to be useful reference volumes both for those who are already engaged in this field and for those who are approaching such measurements for the first time.

The purpose of this monograph, number 5 in the series, is to present the recommended values of nuclear and decay data for a wide range of radionuclides. Activity measurements for more than sixty-three of these radionuclides have already been the subject of comparisons under the auspices of Section II (dedicated to the *Measurement of radionuclides*) of the CCRI. The material for this monograph is now covered in five volumes. The first two volumes contain the primary recommended data relating to half-lives, decay modes, x-rays, gamma-rays, electron emissions; alpha- and beta-particle transitions and emissions, and their uncertainties for a set of sixty-eight radionuclides, Volume 1 for those radionuclides with mass number up to and including 150 and Volume 2 for those radionuclides with mass number over 150. Volume 3 contains the equivalent data for twenty-six additional radionuclides as listed and re-evaluations for ¹²⁵Sb and ¹⁵³Sm; Volume 4 contains the data for a further thirty-one radionuclides with a re-evaluation for ²²⁶Ra while the present Volume 5 includes 17 new radionuclide evaluations and 8 re-evaluations of previous data as identified in the contents page. The data have been collated and evaluated by an international working group (Decay Data Evaluation Project, DDEP) led by the Laboratoire national de métrologie et d'essais – Laboratoire national Henri Becquerel (LNE-LNHB). The evaluators have agreed on the methodologies to be used and the CD-ROM included with this monograph contains the evaluators' comments for each radionuclide in addition to the data tables included in the monograph itself.

The work involved in evaluating nuclear data is ongoing and the recommended values are kept up to date on the LNE-LNHB website at http://www.nucleide.org/DDEP_WG/DDEPdata.htm.

The BIPM and the DDEP are most grateful to the International Atomic Energy Agency (IAEA) for their assistance and financial support to some evaluators in the production of data for Volumes 1 to 3 through their Coordinated Research Project “Update of x-ray and gamma ray decay data standards for detector calibration and other applications” and for Volumes 4 and 5 through their Coordinated Research Project “Updated decay data library for actinides”. The BIPM and the DDEP are indebted also to some other evaluators who participate in the United States Nuclear Data Program (USNDP) for their support to these publications.

The publication of further volumes of Monographie 5 is envisaged when necessary to add new radionuclide data or re-evaluations in this more permanent format that can be referenced easily.

Although other data sets may still be used when evaluating radionuclide activity, use of this common, recommended data set should help to reduce the uncertainties in activity evaluations and lead to more coherent results for comparisons.



K. Carneiro
President of the CCRI



A.J. Wallard
Director of the BIPM

¹ Previously known as the *Comité Consultatif pour les Étalons de Mesures des Rayonnements Ionisants* (CCEMRI)

Monographie BIPM-5 – Table of Radionuclides, Volume 5

Marie-Martine BÉ, Vanessa CHISTÉ, Christophe DULIEU, Xavier MOUGEOT, Laboratoire National Henri Becquerel (LNHB), France;

Edgardo BROWNE, Lawrence Berkeley National Laboratory (LBNL), USA;

Valery CHECHEV, Nikolay KUZMENKO, Khlopin Radium Institute (KRI), Russia;

Filip G. KONDEV, Argonne National Laboratory (ANL), USA;

Aurelian LUCA, Horia Hulubei National Institute of Physics and Nuclear Engineering (IFIN-HH), Romania;

Mónica GALÁN, Laboratorio de Metrología de Radiaciones Ionizantes (CIEMAT), Spain;

Alan L. NICHOLS, Department of Physics, University of Surrey, United Kingdom;

Arzu ARINC, National Physical Laboratory (NPL), United Kingdom;

Xiaolong HUANG, China Institute of Atomic Energy (CIAE), China.

“TABLE DE RADIONUCLÉIDES”

Sommaire - Ce volume regroupe l'évaluation des radionucléides suivants :

^{22}Na , ^{40}K , ^{75}Se , ^{124}Sb , ^{207}Bi , ^{211}Bi , ^{217}At , ^{225}Ra , ^{225}Ac , ^{228}Ra , ^{231}Th , ^{232}Th , ^{233}Th , ^{233}Pa , ^{234}Th , ^{235}U , ^{237}U , ^{238}Pu , ^{240}Pu , ^{241}Am , ^{242}Pu , ^{242}Am , ^{243}Am , ^{244}Am , $^{244}\text{Am}^{\text{m}}$.

Les valeurs recommandées et les incertitudes associées comprennent : la période radioactive, les modes de décroissance, les émissions α , β , γ , X et électroniques ainsi que les caractéristiques des transitions correspondantes.

“TABLE OF RADIONUCLIDES”

Summary - This volume includes the evaluation of the following radionuclides:

^{22}Na , ^{40}K , ^{75}Se , ^{124}Sb , ^{207}Bi , ^{211}Bi , ^{217}At , ^{225}Ra , ^{225}Ac , ^{228}Ra , ^{231}Th , ^{232}Th , ^{233}Th , ^{233}Pa , ^{234}Th , ^{235}U , ^{237}U , ^{238}Pu , ^{240}Pu , ^{241}Am , ^{242}Pu , ^{242}Am , ^{243}Am , ^{244}Am , $^{244}\text{Am}^{\text{m}}$.

Primary recommended data comprise half-lives, decay modes, X-rays, gamma-rays, electron emissions, alpha- and beta-particle transitions and emissions, and their uncertainties.

“TABELLE DER RADIONUKLIDE”

Zusammenfassung – Dieser Band umfaßt die Evaluation der folgenden Radionuklide:

^{22}Na , ^{40}K , ^{75}Se , ^{124}Sb , ^{207}Bi , ^{211}Bi , ^{217}At , ^{225}Ra , ^{225}Ac , ^{228}Ra , ^{231}Th , ^{232}Th , ^{233}Th , ^{233}Pa , ^{234}Th , ^{235}U , ^{237}U , ^{238}Pu , ^{240}Pu , ^{241}Am , ^{242}Pu , ^{242}Am , ^{243}Am , ^{244}Am , $^{244}\text{Am}^{\text{m}}$.

In diesem Bericht sind evaluierte Werte der Halbwertszeiten, Übergangswahrscheinlichkeiten und Übergangsenergien von α , β^- , β^+ , EC- und Gammaübergängen, Konversionskoeffizienten von Gammaübergängen sowie der Emissionswahrscheinlichkeiten von Röntgen- und Gammaquanten, Auger- und Konversionselektronen und deren Unsicherheiten zusammengefaßt.

“ТАБЛИЦА РАДИОНУКЛИДОВ”

Резюме. Этот том включает оценки характеристик распада для следующих нуклидов:

^{22}Na , ^{40}K , ^{75}Se , ^{124}Sb , ^{207}Bi , ^{211}Bi , ^{217}At , ^{225}Ra , ^{225}Ac , ^{228}Ra , ^{231}Th , ^{232}Th , ^{233}Th , ^{233}Pa , ^{234}Th , ^{235}U , ^{237}U , ^{238}Pu , ^{240}Pu , ^{241}Am , ^{242}Pu , ^{242}Am , ^{243}Am , ^{244}Am , $^{244}\text{Am}^{\text{m}}$.

Основные рекомендуемые данные включают периоды полураспада, виды распада, X-излучение, гамма-излучение, электронное излучение, альфа- и бета-переходы и излучения, а также погрешности рассмотренных величин.

“TABLA DE RADIONUCLEIDOS”

Contenido – Este volumen agrupa la evaluación de los radionucleidos siguientes:

^{22}Na , ^{40}K , ^{75}Se , ^{124}Sb , ^{207}Bi , ^{211}Bi , ^{217}At , ^{225}Ra , ^{225}Ac , ^{228}Ra , ^{231}Th , ^{232}Th , ^{233}Th , ^{233}Pa , ^{234}Th , ^{235}U , ^{237}U , ^{238}Pu , ^{240}Pu , ^{241}Am , ^{242}Pu , ^{242}Am , ^{243}Am , ^{244}Am , $^{244}\text{Am}^m$.

Los valores recomendados y las incertidumbres asociadas comprenden: el período de semidesintegración radiactiva, los modos de desintegración, las emisiones $\alpha\beta\gamma$ X y electrónicas incluyendo las características de las transiciones correspondientes.

TABLE DE RADIONUCLÉIDES
TABLE OF RADIONUCLIDES
TABELLE DER RADIONUKLIDE
ТАБЛИЦА РАДИОНУКЛИДОВ
TABLA DE RADIONUCLEIDOS

Marie-Martine BÉ, Vanessa CHISTÉ, Christophe DULIEU, Xavier MOUGEOT, Laboratoire National Henri Becquerel (LNHB), France;
Edgardo BROWNE, Lawrence Berkeley National Laboratory (LBNL), USA;
Valery CHECHEV, Nikolay KUZMENKO, Khlopin Radium Institute (KRI), Russia;
Filip G. KONDEV, Argonne National Laboratory (ANL), USA;
Aurelian LUCA, Horia Hulubei National Institute of Physics and Nuclear Engineering (IFIN-HH), Romania;
Mónica GALÁN, Laboratorio de Metrología de Radiaciones Ionizantes (CIEMAT), Spain;
Alan L. NICHOLS, Department of Physics, University of Surrey, United Kingdom;
Arzu ARINC, National Physical Laboratory (NPL), United Kingdom;
Xiaolong HUANG, China Institute of Atomic Energy (CIAE), China.

TABLE DE RADIONUCLÉIDES

INTRODUCTION

Le Laboratoire National Henri Becquerel (LNHB) a commencé l'étude des données nucléaires et atomiques qui caractérisent la décroissance des radionucléides en 1974. Ces évaluations ont fait l'objet de la publication des quatre volumes de la Table de Radionucléides [87Ta] et de quatre volumes de la *Monographie* BIPM-5 [99Be, 04Be, 06Be, 08Be]. Ce nouveau volume s'inscrit dans la continuation du travail précédent.

D'autre part, pour des raisons évidentes, telles la facilité de mise à jour des données ou la commodité de consultation pour les utilisateurs, le LNHB a créé une base de données informatisée. Le logiciel NUCLEIDE est la forme informatisée de cette table, il permet un accès aisé aux différentes informations à l'aide de menus déroulants atteints par un simple « clic » sur un « bouton ».

Le propos de la Table est d'étudier un nombre limité de radionucléides utiles dans le domaine de la métrologie ou dans des domaines variés d'applications (médecine nucléaire, environnement, cycle du combustible, etc.) et d'en présenter une étude complète.

Les données recommandées comprennent : la période radioactive, les modes de décroissance, les émissions α , β , γ , X et électroniques ainsi que les caractéristiques des transitions associées.

Dans le but de mettre à jour et d'ajouter de nouvelles évaluations plus rapidement Le Laboratoire National Henri Becquerel (LNHB, France) et le Physikalisch - Technische Bundesanstalt (PTB, Germany) ont établi un accord de coopération. Ils ont ensuite été rejoints par Idaho National Engineering & Environmental Laboratory (INEEL, USA), Lawrence Berkeley National Laboratory (LBNL, USA) et Khlopin Radium Institute (KRI, Russia). Le premier travail de cette collaboration internationale a été d'établir une méthode et des règles communes d'évaluation. Les évaluations proposent des valeurs recommandées et leurs incertitudes. Ces valeurs ont été évaluées à partir des données expérimentales disponibles. A défaut, elles sont issues de calculs théoriques. Toutes les références utilisées pour l'évaluation d'un radionucléide sont listées à la fin de chaque chapitre.

Ce volume est le cinquième de la *Monographie* 5 publiée sous l'égide du BIPM.

VALEURS RECOMMANDÉES ET INCERTITUDES

Les principales étapes pour l'évaluation des données et leurs incertitudes sont :

- une analyse critique de toutes les publications disponibles afin de retenir ou non une valeur et son incertitude, ramenée à l'incertitude-type composée ;
- la détermination d'une valeur recommandée qui est, selon les cas, une moyenne simple ou pondérée des valeurs issues des publications, ceci est décidé après examen du chi carré réduit. Dans le cas d'une moyenne pondérée, le poids relatif de chaque valeur est limité à 50 %. L'incertitude, notée u_c , est la plus grande des valeurs des incertitudes interne ou externe ; dans le cas de valeurs incompatibles elle peut être étendue pour recouvrir la valeur la plus précise.

Pour certaines applications il est nécessaire de définir une incertitude élargie, notée U , telle que :

$$U(y) = k \times u_c(y) \quad \text{où } k \text{ est le facteur d'élargissement.}$$

La valeur de k retenue pour cette publication est : $k = 1$.

Les valeurs d'incertitude indiquées portent sur les derniers chiffres significatifs, ainsi :

9,230 (11) signifie $9,230 \pm 0,011$ et

9,2 (11) $9,2 \pm 1,1$

Si une valeur est donnée sans incertitude, cela signifie qu'elle est considérée comme douteuse. Elle est indiquée à titre indicatif et souvent a été estimée en fonction du schéma de désintégration comme étant « de l'ordre de ».

Des précisions concernant les techniques d'évaluation peuvent être obtenues dans les références [85Zi], [96He], [99In] (voir rubrique Références) ou directement auprès des auteurs.

La description physique des données évaluées est disponible dans la référence [99In].

NUMÉROTAGE

Les niveaux d'un noyau sont numérotés, arbitrairement, de 0 pour le niveau fondamental à n pour le n ème niveau excité. Les diverses transitions sont ainsi repérées par leur niveau de départ et leur niveau d'arrivée.

Dans le cas de transition de faible probabilité qu'il n'est pas possible de situer sur le schéma de désintégration, les niveaux de départ et d'arrivée sont notés $(-1, n)$.

Dans le cas de l'émission gamma de 511 keV qui suit une désintégration bêta plus, la notation adoptée est : $(-1, -1)$.

UNITÉS

Les valeurs recommandées sont exprimées :

- pour les périodes :

	Symbole
. en secondes pour $T_{1/2} \leq 60$ secondes	s
. en minutes pour $T_{1/2} > 60$ secondes	min
. en heures pour $T_{1/2} > 60$ minutes	h
. en jours pour $T_{1/2} > 24$ heures	d
. en années pour $T_{1/2} > 365$ jours	a

1 année = 365,242 198 jours = 31 556 926 secondes ;

- pour les probabilités de transition et nombre de particules émises, les valeurs sont données pour 100 désintégrations ;

- les énergies sont exprimées en keV.

Remarque : Si une valeur plus précise de la période est nécessaire, par exemple en jours plutôt qu'en années, le lecteur se référera aux commentaires de l'évaluation inclus sur le CD-Rom ou sur les sites web du LNE-LNHB ou du BIPM. Ceci évitera l'introduction d'erreurs d'arrondi supplémentaires en cas de conversion d'unités.

AVERTISSEMENT

Ce document a été imprimé en 2010, pour toutes les nouvelles évaluations et mises à jour ultérieures, le lecteur se référera aux documents accessibles sur :

<http://www.nucleide.org/NucData.htm>

<http://www.bipm.org/fr/publications/monographie-ri-5.html>

TABLE OF RADIONUCLIDES

INTRODUCTION

The evaluation of decay data for the “Table de Radionucléides” by the Bureau National de Métrologie – Laboratoire National Henri Becquerel/Commissariat à l’Énergie Atomique (BNM – LNHB/CEA) began in 1974, continued to 1987 and four volumes were published [87Ta] and then, in 1999, the fifth volume was published containing the revised evaluations for 30 selected radionuclides [99Be]. This work has been pursued and four volumes of evaluations have already been published as *Monographie BIPM-5* [04Be, 06Be, 08Be].

Moreover, LNHB developed a database and related software (NUCLÉIDE) with the objectives of making it easier to update and add data and, obviously, to offer easy access to the nuclear and atomic decay data to the user by “click on the button” facilities.

The aim of this Table is to provide recommended data for nuclides of special interest for metrology or practical applications like nuclear medicine, monitoring and reactor shielding, etc.

Primary recommended data comprise half-lives, decay modes, X-rays, gamma-rays, electron emissions, alpha- and beta-particle transitions and emissions, and their uncertainties. All the references used for the evaluations are given.

In order to update the data of the nuclides already present and to add new evaluations, the Laboratoire National Henri Becquerel (LNHB, France) and the Physikalisch-Technische Bundesanstalt (PTB, Germany) established a cooperative agreement; they were then joined by the Idaho National Engineering & Environmental Laboratory (INEEL, USA), the Lawrence Berkeley National Laboratory (LBNL, USA) and the Khlopin Radium Institute (KRI, Russia). This international collaboration is based on an informal agreement, the initial work of this group was to discuss and to agree on a methodology to be used in these evaluations. The data and associated uncertainties were evaluated from all available experiments and taking into account theoretical considerations.

This volume is the fifth in the series of the *Monographie 5* published under the auspices of the BIPM.

RECOMMENDED VALUES AND UNCERTAINTIES

The main steps for the evaluation of the data and their uncertainties are:

- a critical analysis of all available original publications in order to accept or not each value and its uncertainty reduced to the combined standard uncertainty;
- the determination of the best value which is either the weighted or the unweighted average of the retained values, this is decided after examination of the reduced χ^2 value. For a weighted average of discrepant data, each weight is limited to 50 %, and the uncertainty, designated u_c , is the larger of the internal or external uncertainty values, which may be expanded to cover the most precise input value.

For some applications it may be necessary to define an expanded uncertainty, designated U , as:

$$U(y) = k \times u_c(y) \quad \text{where } k \text{ is the coverage factor.}$$

In this publication, standard uncertainties are quoted (i.e. $k = 1$).

The value of the uncertainty, in parentheses, applies to the least significant digits, i.e.:

$$9.230 (11) \text{ means } 9.230 \pm 0.011 \quad \text{and}$$

$$9.2 (11) \quad \quad \quad 9.2 \pm 1.1$$

A value given without an uncertainty is considered questionable. It is provided for information and often its order of magnitude is estimated from the decay scheme.

Information on evaluation methods may be obtained from references [85Zi, 96He, 99In] or directly from the authors.

Information on the meaning of physical data may be obtained from reference [99In].

NUMBERING

Nuclear levels are arbitrarily numbered from 0 (for the ground state level) to n (for the n th excited level). All transitions are designated by their initial and final levels.

For transitions with weak emission probabilities that are not shown by an arrow in the decay scheme, the initial and final levels are noted $(-1, n)$.

For a 511 keV gamma emission, which follows a beta plus disintegration, the adopted numbering is $(-1, -1)$.

UNITS

The recommended values are given:

- for half-lives:

	Symbol
. in seconds for $T_{1/2} \leq 60$ seconds	s
. in minutes for $T_{1/2} > 60$ seconds	min
. in hours for $T_{1/2} > 60$ minutes	h
. in days for $T_{1/2} > 24$ hours	d
. in years for $T_{1/2} > 365$ days	a

$$1 \text{ year} = 1 \text{ a} = 365.242 \ 198 \text{ d} = 31 \ 556 \ 926 \text{ s}$$

- for transition probabilities and number of emitted particles, the values are given for 100 disintegrations of the parent nuclide.

- for energies, the values are expressed in keV.

Remark: When a more precise evaluation of a half life is required, for example in days instead of years, the reader is referred to the commented evaluation included on the CD ROM or on the websites of the LNE-LNHB or the BIPM. This will avoid the introduction of rounding errors.

NOTICE

This report was printed in 2010, new evaluations and updated issues will be available on:

<http://www.nucleide.org/NucData.htm>

<http://www.bipm.org/en/publications/monographie-ri-5.html>

TABELLE DER RADIONUKLIDE

EINLEITUNG

Die Evaluation der Zerfallsdaten für die „Table de Radionucléides“ durch das Laboratoire National Henri Becquerel (BNM-LNHB/CEA) begann im Jahre 1974, diese Arbeit wurde bis 1987 fortgesetzt, und es wurden vier Bände veröffentlicht [87Ta]. Seitdem sind des weiteren vier Bände der *Monographie* BIPM-5 [04Be, 06Be, 08Be] erschienen. Der vorliegende neue Band stellt die Fortsetzung der vorhergehenden Arbeit dar.

Darüber hinaus wurde im LNHB eine computerbasierte Datenbank entwickelt. Die Software NUCLEIDE erleichtert die Aktualisierung und die Einbeziehung weiterer Daten und ermöglicht den Zugang zu den Kern- und Atomdaten für den Anwender „auf Tastendruck“.

Der Zweck dieser Tabelle ist es, empfohlene Daten einer begrenzten Anzahl von Radionukliden für metrologische und praktische Anwendungen wie etwa in der Nuklearmedizin, der Umweltüberwachung, dem Brennstoffkreislauf, der Reaktorabschirmung usw. zur Verfügung zu stellen.

Die empfohlenen Daten betreffen die Halbwertszeit, die Art des Zerfalls und die Charakteristika der α -, β -, γ -, Röntgen- und Elektronenemissionen und der entsprechenden Übergänge.

Um die bereits vorliegenden Daten zu aktualisieren und neue Evaluationen schneller einbeziehen zu können, vereinbarten das Laboratoire National Henri Becquerel (LNHB, Frankreich) und die Physikalisch-Technische Bundesanstalt (PTB, Deutschland) eine Übereinkunft zur Zusammenarbeit. Es schlossen sich das Idaho National Engineering and Environmental Laboratory (INEEL, USA), das Lawrence Berkeley National Laboratory (LBNL, USA) und das Khlopin Radium Institute (KRI, Rußland) an. Eine der ersten Arbeiten dieser Gruppe war es, die in diesen Evaluationen benutzte Methodologie zu diskutieren und festzulegen. Die Datenbank umfaßt empfohlene Daten und ihre Unsicherheiten, die aus den verfügbaren experimentellen Daten oder theoretischen Berechnungen gewonnen wurden. Alle für die Evaluation benutzten Referenzen werden angegeben.

Dieser Band ist die fünfte Ausgabe der *Monographie* BIPM-5.

EMPFOHLENE WERTE UND UNSICHERHEITEN

Die Hauptschritte für die Evaluation der Daten und Unsicherheiten sind:

- Eine kritische Analyse aller verfügbaren Veröffentlichungen, um einen jeweils veröffentlichten Wert und seine Unsicherheit - auf die kombinierte Standardunsicherheit zurückgeführt - zu berücksichtigen oder auszuschließen.
- Die Bestimmung eines empfohlenen Wertes, der entweder das gewichtete oder das ungewichtete Mittel der veröffentlichten Werte ist. Die Entscheidung wird nach der Prüfung des reduzierten Chi-Quadrat-Werts getroffen. Im Falle des gewichteten Mittels wird das Gewicht jedes Einzelwerts auf 50 % begrenzt. Die Unsicherheit, als u_c bezeichnet, ist der größere Wert der inneren oder äußeren Unsicherheit. Für einen diskrepanten Datensatz kann sie so vergrößert werden, daß der genaueste Einzelwert in der Unsicherheit mit eingeschlossen ist.

Für einige Anwendungen ist es notwendig, eine vergrößerte Unsicherheit, als U bezeichnet, wie folgt zu definieren:

$$U(y) = k \times u_c(y) \quad \text{wo } k \text{ der Erweiterungsfaktor ist.}$$

Für die vorliegende Veröffentlichung ist die erweiterte Unsicherheit mit $k = 1$ berechnet.

Die Werte der Unsicherheit beziehen sich auf die letzten Stellen, d. h.:

9,230(11) bedeutet $9,230 \pm 0,011$ und

9,2(11) bedeutet $9,2 \pm 1,1$

Wenn ein Wert ohne Unsicherheit angegeben ist, bedeutet das, daß dieser Wert als fragwürdig zu betrachten ist. Er wird zur Information mitgeteilt und ist oft abgeschätzt aus dem Zerfallsschema im Sinne „in der Größenordnung von“.

Informationen über die Evaluationsprozedur können aus den Referenzen [85Zi, 96He, 99In] oder direkt von den Autoren bezogen werden.

Die Bedeutung der evaluierten Daten kann aus Ref. [99In] entnommen werden.

NUMERIERUNG

Die Kernniveaus werden willkürlich numeriert von 0 für den Grundzustand bis zu n für das n -te angeregte Niveau. Alle Übergänge werden durch ihr Ausgangs- und Endniveau gekennzeichnet. Für Übergänge mit geringen Wahrscheinlichkeiten, die nicht im Zerfallsschema gezeigt werden können, werden als Ausgangs- und Endniveau $(-1, n)$ angegeben.

Für die 511 keV-Gamma-Emission, die dem Beta Plus-Zerfall folgt, ist die angenommene Numerierung $(-1, -1)$.

EINHEITEN

Die empfohlenen Werte sind ausgedrückt:

- für Halbwertszeiten:

. in Sekunden für $T_{1/2} \leq 60$ Sekunden	s
. in Minuten für $T_{1/2} > 60$ Sekunden	min
. in Stunden für $T_{1/2} > 60$ Minuten	h
. in Tagen für $T_{1/2} > 24$ Stunden	d
. in Jahren für $T_{1/2} > 365$ Tage	a

$$1 \text{ a} = 365,242 \text{ 198 d} = 31 \text{ 556 926 s}$$

- für Übergangswahrscheinlichkeiten und die Anzahl der emittierten Teilchen werden Werte angegeben, die sich auf 100 Zerfälle beziehen.

- die Werte der Energien sind in keV ausgedrückt.

HINWEIS

Dieses Dokument wurde im Jahre 2010 erstellt. Alle späteren Fassungen oder neueren Evaluationen können vom Leser unter

<http://www.nucleide.org/NucData.htm>

<http://www.bipm.org/en/publications/monographie-ri-5.html>

abgerufen werden.

ТАБЛИЦА РАДИОНУКЛИДОВ

ВВЕДЕНИЕ

Оценка данных распада для Table de Radionucléides, BNM – LNHB/CEA, была начата в 1974 г. и продолжалась до 1987 г. К тому времени были опубликованы четыре тома [87Ta] и затем, в 1999 г., был опубликован пятый том, содержащий ревизованные оценки для 30 выбранных радионуклидов [99Be]. Эта работа была продолжена, и три тома были опубликованы как *Monographie* VIPM-5 [04Be, 06Be, 08Be].

В дополнение в LNHB была развита компьютерная форма Table de Radionucléides (программа NUCLEIDE) с тем, чтобы обеспечить более простое обновление и дополнение данных и, очевидно, также с целью предложить пользователю более легкий доступ к ядерным и атомным данным распада путем "нажатия кнопки".

Цель настоящего издания - дать рекомендованные данные для нуклидов, представляющих специфический интерес для метрологии или практических приложений, таких как ядерная медицина, мониторинг, реакторная защита и др.

Первичные рекомендованные данные включают периоды полураспада, виды распада, характеристики X- и гамма-излучений, электронных излучений, альфа- и бета-переходов и излучений и погрешности величин этих характеристик. В книге дан полный список литературы, использованной для оценок.

Для того чтобы обновить данные по нуклидам, уже имеющимся в Table de Radionucléides, и добавить новые оценки, Национальная лаборатория им. Анри Беккереля (LNHB, Франция) и Физико-Технический Институт (PTB, Германия) заключили кооперативное соглашение. К ним затем присоединились Национальная лаборатория прикладных и экологических исследований Айдахо (INEEL, США), Лоуренсовская Национальная Лаборатория Беркли (LBNL, США) и Радиевый институт им. В.Г. Хлопина (KRI, Россия). Это международное сотрудничество основано на неформальном соглашении. Первоначальная работа состояла в обсуждении и принятии согласованной методологии, которая должна быть использована в этих оценках. Данные и связанные с ними погрешности были оценены с использованием всех имеющихся в распоряжении результатов экспериментов и с учетом теоретических рассуждений.

Настоящий том представляет собой четвертый выпуск *Monographie* VIPM-5.

РЕКОМЕНДОВАННЫЕ ЗНАЧЕНИЯ И ПОГРЕШНОСТИ

Основные шаги для оценки данных и их погрешностей следующие:

- критический анализ всех имеющихся оригинальных публикаций, чтобы принять или отвергнуть данное значение и его погрешность, приведенную к комбинированному стандартному отклонению;
- определение лучшего значения, которое является взвешенным или невзвешенным средним сохраненных величин; выбор взвешенного или невзвешенного среднего определяется анализом величины χ^2 . В случае среднего взвешенного вес каждого оригинального результата ограничивается 50 %. В качестве итоговой погрешности (u_c) принимается большая из двух погрешностей среднего взвешенного: внутренней и внешней. Для расходящегося набора данных она может быть расширена, чтобы перекрыть самое точное входное значение.

Для некоторых применений может оказаться необходимым расширенная погрешность (U), выраженная как: $U(y) = k \times u_c(y)$, где k - коэффициент перекрытия. Для этой публикации принято $k = 1$.

Значение погрешности, в скобках, приводится в единицах последней значащей цифры, т.е.:
9,230 (11) означает $9,230 \pm 0,011$ и
9,2 (11) $9,2 \pm 1,1$

Если значение величины дается без погрешности, она считается сомнительной и приводится для информации. Такие величины часто оценивались из схемы распада под рубрикой "порядка".

Информацию о процедурах оценки можно получить из публикаций [85Zi, 96He, 99In] или непосредственно от авторов.

Информация о смысле физических величин может быть получена из [99In].

НУМЕРАЦИЯ

Ядерные уровни произвольно пронумерованы от 0 для основного состояния до n для n -ого возбужденного уровня. Все переходы обозначаются по их начальному и конечному уровням.

Для слабых переходов, не показанных стрелкой в схеме распада, начальный и конечный уровни обозначаются как $(-1, n)$.

Для гамма-излучения с энергией 511 кэВ, которое следует за бета-плюс распадом, принято обозначение $(-1, -1)$.

ЕДИНИЦЫ

Рекомендованные значения выражены:

- для периодов полураспада:
 - . в секундах для $T_{1/2} \leq 60$ секунд s
 - . в минутах для $T_{1/2} > 60$ секунд min
 - . в часах для $T_{1/2} > 60$ минут h
 - . в сутках для $T_{1/2} > 24$ часов d
 - . в годах для $T_{1/2} > 365$ суток a

1 год = 365,242198 суток = 31 556 926 секунд

- для вероятностей переходов и числа испускаемых частиц значения даны на 100 распадов;
- для энергий значения выражены в килоэлектронвольтах (keV).

ПРИМЕЧАНИЕ

Этот выпуск подготовлен в 2010 г. Новые оценки и обновленные результаты можно найти на сайте:

<http://www.nucleide.org/NucData.htm>

<http://www.bipm.org/en/publications/monographie-ri-5.html>

TABLA DE RADIONUCLEIDOS

INTRODUCCION

El Laboratorio Nacional Henri Becquerel (LNHB) inició en 1974 el estudio de datos nucleares y atómicos que caracterizan la desintegración de radionucleidos. Esas evaluaciones han permitido la publicación de cuatro volúmenes de la Tabla de Radionucleidos [87Ta, 99Be]. Este nuevo volumen es el siguiente en la continuación del estudio precedente *Monographie* BIPM-5 [04Be, 06Be, 08Be].

Para facilitar la corrección de nueva información y mejorar la comodidad de consulta a los lectores, el LNHB a creado una base de datos informatizada. El programa NUCLEIDE permite el acceso a la Tabla de Radionucleidos con la ayuda de menues en cascada disponibles con un simple « clic ».

El objetivo de la Tabla de Radionucleidos es el de proporcionar información sobre un número limitado de radionucleidos utilizados en el campo de la metrología o en otras disciplinas (medicina nuclear, medio ambiente, ciclo del combustible,etc.)

Los datos recomendados incluyen : el período de semidesintegración, los modos de desintegración, las emisiones α , β , γ , X y de electrones atómicos asociados a las mismas.

Con el propósito de actualizar y agregar nuevas evaluaciones rapidamente el *Laboratoire National Henri Becquerel* (LNHB, Francia) y el *Physikalisch-Technische Bundesanstalt* (PTB , Alemania) establecieron un acuerdo de colaboración. Posteriormente se unieron el *Idaho National Engineering & Environmental Laboratory* (INEEL, USA), *Lawrence Berkeley National Laboratory* LBNL, USA) y *Khoplin Radium Institute* (KRI, Rusia). El primer trabajo de esta colaboración internacional fue el de establecer el método y las reglas comunes de evaluación. Las evaluaciones proponen valores recomendados e incertidumbres asociadas. Éstos valores han sido evaluados a partir de datos experimentales. En su ausencia, los valores se obtienen por cálculos teóricos. Todas las referencias utilizadas para la evaluación de un radionucleido se citan al final de cada capítulo.

VALORES RECOMENDADOS E INCERTIDUMBRES

Las principales etapas para evaluar datos con sus incertidumbres son:

- Un análisis crítico de todas las publicaciones disponibles con el fin de obtener un valor con su incertidumbre, considerada como incertidumbre típica combinada.
- La determinación de un valor recomendado que es, según el caso, una media simple o ponderada de valores obtenidos de publicaciones. Ésto se decide tras el chi-cuadrado reducido. En el caso de una media ponderada para conjuntos de valores discrepantes, el peso estadístico relativo de cada valor es limitado al 50 %. La incertidumbre, u_c , es el mayor de los valores de las incertidumbres interna o externa. En el caso de conjuntos de valores discrepantes, este valor puede ser extendido con el fin de incluir el valor experimental más preciso.

Para ciertas aplicaciones, es necesario definir una incertidumbre expandida, llamada U :

$$U(y) = k \times u_c(y) \quad \text{donde } k \text{ es el factor de cobertura.}$$

El valor de k utilizado en esta publicación es: $k = 1$.

Los valores de incertidumbres indicados entre paréntesis corresponden a las últimas cifras significativas, por ejemplo:

$$\begin{array}{lll} 9,230 (11) & \text{significa} & 9,230 \pm 0,011 \quad y \\ 9,2 (11) & \text{significa} & 9,2 \pm 1,1 \end{array}$$

Valores dados sin incertidumbres se consideran dudosos (usualmente se presentan como valores aproximados, y a menudo estimados a partir de los esquemas de desintegración).

Para más información sobre las técnicas de evaluación consultar [85Zi], [96He], [99In] o directamente con el autor.

NUMERACION

Los niveles de un núcleo están arbitrariamente numerados desde “0” (para el nivel fundamental), hasta “ n ” para el n -ésimo nivel excitado. Las transiciones se representan por sus niveles inicial y final.

En el caso de una transición débil e imposible de situar en el esquema de desintegración, el nivel inicial y el final están designados con la siguiente notación: $(-1, n)$.

En el caso de una emisión γ de 511 keV que sigue a una desintegración β^+ , la notación adoptada es: $(-1, -1)$.

UNIDADES

Los valores recomendados se dan:

- para los períodos de semidesintegración:

	Símbolo
. en segundos para $T_{1/2} \leq 60$ segundos	s
. en minutos para $T_{1/2} > 60$ segundos	min
. en horas para $T_{1/2} > 60$ minutos	h
. en días para $T_{1/2} > 24$ horas	d
. en años para $T_{1/2} > 365$ días	a

1 año = 365,242 198 días = 31 556 926 segundos;

- para las probabilidades de transición y número de partículas emitidas, los valores se dan por 100 desintegraciones;

- para las energías, los valores se expresan en keV.

ADVERTENCIA

Este documento ha sido impreso en el 2010. Para obtener todas las nuevas evaluaciones actualizadas posteriormente, el lector deberá referirse a los documentos disponibles en:

<http://www.nucleide.org/NucData.htm>

<http://www.bipm.org/en/publications/monographie-ri-5.html>

RÉFÉRENCES

REFERENCES

REFERENZEN

REFERENCIAS

[87Ta] **Table de Radionucléides**, F. Lagoutine, N. Coursol, J. Legrand. ISBN 2 7272 0078 1 (LMRI, 1982-1987).

[85Zi] **W.L. Zijp**, Netherland Energy Research Foundation, ECN, Petten, The Netherlands, Rep. ECN-179.

[96He] **R.G. Helmer**, Proceedings of the Int. Symp. "Advances in alpha-, beta- and gamma-ray Spectrometry", St. Petersburg, September 1996, p. 71.

[96Be] **M.-M. Bé, B. Duchemin and J. Lamé**. Nucl. Instrum. Methods A369 (1996) 523 and Bulletin du Bureau National de Métrologie 110 (1998).

[99In] **Table de Radionucléides. Introduction, nouvelle version**. Introduction, revised version. Einleitung, überarbeitete Fassung. ISBN 2 7272 0201 6, BNM-CEA/LNHB BP 52, 91 191 Gif-sur-Yvette Cedex, France.

[99Be] **M.-M. Bé, E. Browne, V. Chechev, R.G. Helmer, E. Schönfeld**. Table de Radionucléides, ISBN 2 7272 0200 8 and ISBN 2 7272 0211 3(LHNB, 1988-1999).

[04Be] **M.M. Bé, E. Browne, V. Chechev, V. Chisté, R. Dersch, C. Dulieu, R.G. Helmer, T.D. MacMahon, A.L. Nichols, E. Schönfeld**. *Table of Radionuclides, Monographie BIPM-5, vol.1 1 & 2*, ISBN 92-822-2207-7 (set) and ISBN 92-822-2205-5 (CD), CEA/BNM-LNHB, 91191 Gif-sur-Yvette, France and BIPM, Pavillon de Breteuil, 92312 Sèvres, France.

and

M.M. Bé, E. Browne, V. Chechev, V. Chisté, R. Dersch, C. Dulieu, R.G. Helmer, N. Kuzmenco, A.L. Nichols, E. Schönfeld. NUCLEIDE, *Table de Radionucléide sur CD-Rom*, Version 2-2004, CEA/BNM-LNHB, 91191 Gif-sur-Yvette, France.

[06Be] **Marie-Martine BÉ, Vanessa CHISTÉ, Christophe DULIEU; Edgardo BROWNE, Coral BAGLIN; Valery CHECHEV, Nikolay KUZMENKO; Richard G. HELMER; Filip G. KONDEV; T. Desmond MACMAHON; Kyung Beom LEE**. *Table of Radionuclides, Monographie BIPM-5, vol. 3*, ISSN 92-822-2204-7 (set), ISBN 92-822-2218-7 (Vol. 3) and ISBN 92-822-2219-5 (CD), CEA/LNE-LNHB, 91191 Gif-sur-Yvette, France and BIPM, Pavillon de Breteuil, 92312 Sèvres, France.

[08Be] **Marie-Martine BÉ, Vanessa CHISTÉ, Christophe DULIEU; Edgardo BROWNE; Valery CHECHEV, Nikolay KUZMENKO; Filip G. KONDEV; Aurelian LUCA; Mónica GALÁN; Andrew PEARCE; Xiaolong HUANG**. *Table of Radionuclides, Monographie BIPM-5, vol. 4*, ISBN 92-822-2230-6 (Vol. 4) and ISBN 92-822-2231-4 (CD), CEA/LNE-LNHB, 91191 Gif-sur-Yvette, France and BIPM, Pavillon de Breteuil, 92312 Sèvres, France.

AUTEURS POUR CORRESPONDANCE

AUTHOR'S MAIL ADDRESSES

ADRESSEN DER AUTOREN

AUTORES PARA CORRESPONDENCIA

Toutes demandes de renseignements concernant les données recommandées et la façon dont elles ont été établies doivent être adressées directement aux auteurs des évaluations.

Information on the data and the evaluation methods is available from the authors listed below.

Informationen über die Daten und Evaluationsprozeduren können bei den im folgenden zusammengestellten Autoren angefordert werden:

Todos los pedidos de información relativos a datos recomendados y la manera de establecerlos deben dirigirse directamente a los autores de las evaluaciones.

Dr. Arzu Arinc

National Physical Laboratory
Teddington,
Middlesex, TW11 OLM, United Kingdom
E-mail: Arzu.Arinc@npl.co.uk

Dr. Marie-Martine Bé

CEA/LNHB
91191 Gif-sur-Yvette, CEDEX, France
Tel: 33-1-69-08-46-41
Fax: 33-1-69-08-26-19
E-mail: mmbe@cea.fr

Dr. Edgardo Browne

Lawrence Berkeley National Laboratory
MS 88RO192, Berkeley, California 94720, USA
Tel: (510) 486-7647
Fax: (510) 486-5757
E-mail: ebrowne@lbl.gov

Dr. Valery P. Chechev

V.G. Khlopin Radium Institute
28, 2nd Murinsky Ave., 194021 St. Petersburg, Russia
Tel: 007 (812) 2473706
Fax: 007 (812) 2478095
E-mail: chechev@atom.nw.ru

Dr. Vanessa Chisté

CEA/LNHB
91191 Gif-sur-Yvette, CEDEX, France
Tel: 33-1-69-08-63-07
E-mail: vanessa.chiste@cea.fr

Dr. Mónica Galán

CIEMAT, Laboratorio de Metrología de Radiaciones Ionizantes
Avenida de la Complutense, 22
28040 Madrid, Spain
E-mail: monica.galan@ciemat.es

Dr. Xialong Huang

China Nuclear Data center
PO Box 275 (41)
Beijing, China
E-mail: huang@ciae.ac.cn

Dr. Filip G. Kondev

Applied Physics and Nuclear Data,
Nuclear Engineering Division
Argonne National Laboratory
9700 South Cass Ave. Argonne, IL 60439, USA
Tel: 1-(630) 252-4484
Fax: 1-(630) 252-5287
E-mail: kondev@anl.gov

Dr. Aurelian Luca

IFIN-HH/Radionuclide Metrology Laboratory
407 Atomistilor street
PO Box MG-6
077125 Mahurele, Ilfov County, Romania
E-mail: aluca@ifin.nipne.ro

Dr. Xavier Mougeot

CEA/LNHB
91191 Gif-sur-Yvette, CEDEX, France
E-mail: xavier.mougeot@cea.fr

Dr. Alan L. Nichols

Department of Physics
University of Surrey
Guildford GU2 7XH, United Kingdom
Tel: 44-1235-524077
E-mail: alanl.nichols@btinternet.com

Table of contents

(Volumes 4 & 5)

List of radionuclides included in:

Volume 5 – A = 22 to 244

Mass	Nuclide	Page
22	Na-22	1
40	K-40	7
75	Se-75	13
124	Sb-124	21
207	Bi-207	33
211	Bi-211	41
217	At-217	47
225	Ra-225	53
225	Ac-225	59
228	Ra-228	81
231	Th-231	85
232	Th-232	95
233	Th-233*	101
233	Pa-233*	117
234	Th-234	127
235	U-235	133
237	U-237*	145
238	Pu-238*	153
240	Pu-240*	165
241	Am-241*	175
242	Pu-242*	197
242	Am-242	203
243	Am-243*	209
244	Am-244	217
244	Am-244m	223

* : updated evaluations

Volume 4 – A = 133 to 252

Mass	Nuclide	Page
133	I-133	1
133	Xe-133	11
133	Xe-133m	17
135	Xe-135m	23
139	Ce-139	31
206	Tl-206	39
210	Tl-210	45
210	Pb-210	51
210	Bi-210	59
210	Po-210	65
213	Po-213	71
214	Pb-214	75
214	Bi-214	83
214	Po-214	111
217	Rn-217	117
218	Po-218	121
218	At-218	125
218	Rn-218	129
221	Fr-221	135
222	Rn-222	143
226	Ra-226*	149
227	Ac-227	155
232	U-232	169
236	U-236	177
237	Np-237	183
238	Np-238	195
239	U-239	205
239	Np-239	221
239	Pu-239	231
241	Pu-241	259
246	Cm-246	269
252	Cf-252	277

* : updated evaluations

Table of contents

(Volumes 1, 2 & 3)

List of radionuclides included in:

Volume 3 – A = 3 to 244			Volume 2 – A = 152 to 242			Volume 1 – A = 7 to 140		
Mass	Nuclide	Page	Mass	Nuclide	Page	Mass	Nuclide	Page
3	H-3	1	152	Eu-152	1	7	Be-7	1
55	Fe-55	5	153	Gd-153	21	11	C-11	7
56	Co-56	11	153	Sm-153	27	13	N-13	11
60	Co-60	23	154	Eu-154	37	15	O-15	17
63	Ni-63	29	155	Eu-155	59	18	F-18	21
65	Zn-65	33	166	Ho-166	67	24	Na-24	27
79	Se-79	39	166	Ho-166m	75	32	P-32	35
90	Sr-90	43	169	Yb-169	87	33	P-33	41
90	Y-90	47	170	Tm-170	99	44	Sc-44	45
90	Y-90m	53	177	Lu-177	107	44	Ti-44	51
108	Ag-108	59	186	Re-186	113	46	Sc-46	57
108	Ag-108m	67	198	Au-198	121	51	Cr-51	63
111	In-111	75	201	Tl-201	129	54	Mn-54	71
125	Sb-125*	81	203	Hg-203	135	56	Mn-56	77
137	Cs-137	91	204	Tl-204	141	57	Co-57	83
153	Sm-153*	99	208	Tl-208	147	57	Ni-57	91
159	Gd-159	109	212	Bi-212	155	59	Fe-59	99
203	Pb-203	115	212	Pb-212	167	64	Cu-64	105
233	Pa-233	123	212	Po-212	173	66	Ga-66	113
233	Th-233	133	216	Po-216	177	67	Ga-67	133
234	U-234	147	220	Rn-220	183	85	Kr-85	141
236	Np-236	155	224	Ra-224	189	85	Sr-85	147
236	Np-236m	163	226	Ra-226	195	88	Y-88	153
237	U-237	169	227	Th-227	201	89	Sr-89	161
238	U-238	177	228	Th-228	227	93	Nb-93m	167
242	Cm-242	185	238	Pu-238	235	99	Mo-99	173
243	Am-243	195	240	Pu-240	247	99	Tc-99m	183
244	Cm-244	203	241	Am-241	257	109	Cd-109	191
			242	Pu-242	277	110	Ag-110	199
						110	Ag-110m	207
						123	I-123	219
						123	Te-123m	229
						125	Sb-125	235
						129	I-129	243
						131	I-131	249
						131	Xe-131m	257
						133	Ba-133	263
						140	Ba-140	271
						140	La-140	277

* : updated evaluations

Table of contents

(Volumes 1 to 5 - All nuclides sorted by increasing atomic mass)

Mass	Nuclide	Vol.	Page	Mass	Nuclide	Vol.	Page	Mass	Nuclide	Vol.	Page
3	H-3	3	1	129	I-129	1	243	220	Rn-220	2	183
7	Be-7	1	1	131	I-131	1	249	221	Fr-221	4	135
11	C-11	1	7	131	Xe-131m	1	257	222	Rn-222	4	143
13	N-13	1	11	133	I-133	4	1	224	Ra-224	2	189
15	O-15	1	17	133	Xe-133	4	11	225	Ra-225	5	53
18	F-18	1	21	133	Xe-133m	4	17	225	Ac-225	5	59
22	Na-22	5	1	133	Ba-133	1	263	226	Ra-226	2	195
24	Na-24	1	27	135	Xe-135m	4	23	226	Ra-226*	4	149
32	P-32	1	35	137	Cs-137	3	91	227	Ac-227	4	155
33	P-33	1	41	139	Ce-139	4	31	227	Th-227	2	201
40	K-40	5	7	140	Ba-140	1	271	228	Ra-228	5	81
44	Sc-44	1	45	140	La-140	1	277	228	Th-228	2	227
44	Ti-44	1	51	152	Eu-152	2	1	231	Th-231	5	85
46	Sc-46	1	57	153	Sm-153	2	27	232	Th-232	5	95
51	Cr-51	1	63	153	Sm-153*	3	99	232	U-232	4	169
54	Mn-54	1	71	153	Gd-153	2	21	233	Th-233	3	133
55	Fe-55	3	5	154	Eu-154	2	37	233	Th-233*	5	101
56	Mn-56	1	77	155	Eu-155	2	59	233	Pa-233	3	123
56	Co-56	3	11	159	Gd-159	3	109	233	Pa-233*	5	117
57	Co-57	1	83	166	Ho-166	2	67	234	Th-234	5	127
57	Ni-57	1	91	166	Ho-166m	2	75	234	U-234	3	147
59	Fe-59	1	99	169	Yb-169	2	87	235	U-235	5	133
60	Co-60	3	23	170	Tm-170	2	99	236	U-236	4	177
63	Ni-63	3	29	177	Lu-177	2	107	236	Np-236	3	155
64	Cu-64	1	105	186	Re-186	2	113	236	Np-236m	3	163
65	Zn-65	3	33	198	Au-198	2	121	237	U-237	3	169
66	Ga-66	1	113	201	Tl-201	2	129	237	U-237*	5	145
67	Ga-67	1	133	203	Hg-203	2	135	237	Np-237	4	183
75	Se-75	5	13	203	Pb-203	3	115	238	U-238	3	177
79	Se-79	3	39	204	Tl-204	2	141	238	Np-238	4	195
85	Kr-85	1	141	206	Tl-206	4	39	238	Pu-238	2	235
85	Sr-85	1	147	207	Bi-207	5	33	238	Pu-238*	5	153
88	Y-88	1	153	208	Tl-208	2	147	239	U-239	4	205
89	Sr-89	1	161	210	Tl-210	4	45	239	Np-239	4	221
90	Sr-90	3	43	210	Pb-210	4	51	239	Pu-239	4	231
90	Y-90	3	47	210	Bi-210	4	59	240	Pu-240	2	247
90	Y-90m	3	53	210	Po-210	4	65	240	Pu-240*	5	165
93	Nb-93m	1	167	211	Bi-211	5	41	241	Pu-241	4	259
99	Mo-99	1	173	212	Pb-212	2	167	241	Am-241	2	257
99	Tc-99m	1	183	212	Bi-212	2	155	241	Am-241*	5	175
108	Ag-108	3	59	212	Po-212	2	173	242	Pu-242	2	277
108	Ag-108m	3	67	213	Po-213	4	71	242	Pu-242*	5	197
109	Cd-109	1	191	214	Pb-214	4	75	242	Am-242	5	203
110	Ag-110	1	199	214	Bi-214	4	83	242	Cm-242	3	185
110	Ag-110m	1	207	214	Po-214	4	111	243	Am-243	3	195
111	In-111	3	75	216	Po-216	2	177	243	Am-243*	5	209
123	Te-123m	1	229	217	At-217	5	47	244	Am-244	5	217
123	I-123	1	219	217	Rn-217	4	117	244	Am-244m	5	223
124	Sb-124	5	21	218	Po-218	4	121	244	Cm-244	3	203
125	Sb-125	1	235	218	At-218	4	125	246	Cm-246	4	269
125	Sb-125*	3	81	218	Rn-218	4	129	252	Cf-252	4	277

* : updated evaluations

Table of contents

(Volumes 1 to 5 - All nuclides sorted by alphabetical order)

Mass	Nuclide	Vol.	Page	Mass	Nuclide	Vol.	Page	Mass	Nuclide	Vol.	Page
225	Ac-225	5	59	166	Ho-166m	2	75	228	Ra-228	5	81
227	Ac-227	4	155	123	I-123	1	219	186	Re-186	2	113
108	Ag-108	3	59	129	I-129	1	243	217	Rn-217	4	117
108	Ag-108m	3	67	131	I-131	1	249	218	Rn-218	4	129
110	Ag-110	1	199	133	I-133	4	1	220	Rn-220	2	183
110	Ag-110m	1	207	111	In-111	3	75	222	Rn-222	4	143
241	Am-241	2	257	40	K-40	5	7	124	Sb-124	5	21
241	Am-241*	5	175	85	Kr-85	1	141	125	Sb-125	1	235
242	Am-242	5	203	140	La-140	1	277	125	Sb-125*	3	81
243	Am-243	3	195	177	Lu-177	2	107	44	Sc-44	1	45
243	Am-243*	5	209	54	Mn-54	1	71	46	Sc-46	1	57
244	Am-244	5	217	56	Mn-56	1	77	75	Se-75	5	13
244	Am-244m	5	223	99	Mo-99	1	173	79	Se-79	3	39
217	At-217	5	47	13	N-13	1	11	153	Sm-153	2	27
218	At-218	4	125	22	Na-22	5	1	153	Sm-153*	3	99
198	Au-198	2	121	24	Na-24	1	27	85	Sr-85	1	147
133	Ba-133	1	263	93	Nb-93m	1	167	89	Sr-89	1	161
140	Ba-140	1	271	57	Ni-57	1	91	90	Sr-90	3	43
7	Be-7	1	1	63	Ni-63	3	29	99	Tc-99m	1	183
207	Bi-207	5	33	236	Np-236	3	155	123	Te-123m	1	229
210	Bi-210	4	59	236	Np-236m	3	163	227	Th-227	2	201
211	Bi-211	5	41	237	Np-237	4	183	228	Th-228	2	227
212	Bi-212	2	155	238	Np-238	4	195	231	Th-231	5	85
214	Bi-214	4	83	239	Np-239	4	221	232	Th-232	5	95
11	C-11	1	7	15	O-15	1	17	233	Th-233	3	133
109	Cd-109	1	191	32	P-32	1	35	233	Th-233*	5	101
139	Ce-139	4	31	33	P-33	1	41	234	Th-234	5	127
252	Cf-252	4	277	233	Pa-233	3	123	44	Ti-44	1	51
242	Cm-242	3	185	233	Pa-233*	5	117	201	Tl-201	2	129
244	Cm-244	3	203	203	Pb-203	3	115	204	Tl-204	2	141
246	Cm-246	4	269	210	Pb-210	4	51	206	Tl-206	4	39
56	Co-56	3	11	212	Pb-212	2	167	208	Tl-208	2	147
57	Co-57	1	83	214	Pb-214	4	75	210	Tl-210	4	45
60	Co-60	3	23	210	Po-210	4	65	170	Tm-170	2	99
51	Cr-51	1	63	212	Po-212	2	173	232	U-232	4	169
137	Cs-137	3	91	213	Po-213	4	71	234	U-234	3	147
64	Cu-64	1	105	214	Po-214	4	111	235	U-235	5	133
152	Eu-152	2	1	216	Po-216	2	177	236	U-236	4	177
154	Eu-154	2	37	218	Po-218	4	121	237	U-237	3	169
155	Eu-155	2	59	238	Pu-238	2	235	237	U-237*	5	145
18	F-18	1	21	238	Pu-238*	5	153	238	U-238	3	177
55	Fe-55	3	5	239	Pu-239	4	231	239	U-239	4	205
59	Fe-59	1	99	240	Pu-240	2	247	131	Xe-131m	1	257
221	Fr-221	4	135	240	Pu-240*	5	165	133	Xe-133	4	11
66	Ga-66	1	113	241	Pu-241	4	259	133	Xe-133m	4	17
67	Ga-67	1	133	242	Pu-242	2	277	135	Xe-135m	4	23
153	Gd-153	2	21	242	Pu-242*	5	197	88	Y-88	1	153
159	Gd-159	3	109	224	Ra-224	2	189	90	Y-90	3	47
3	H-3	3	1	225	Ra-225	5	53	90	Y-90m	3	53
203	Hg-203	2	135	226	Ra-226	2	195	169	Yb-169	2	87
166	Ho-166	2	67	226	Ra-226*	4	149	65	Zn-65	3	33

* : updated evaluations



1 Decay Scheme

Na-22 disintegrates predominantly to the 1275 keV level of Ne-22 by beta plus emission and electron capture. A very small fraction (0,056 %) disintegrates to the ground state of Ne-22.

Le sodium 22 se désintègre essentiellement vers le niveau de 1275 keV de néon 22 par émission bêta plus et capture électronique. Une faible proportion (0,056 %) se désintègre vers le niveau fondamental.

2 Nuclear Data

$$T_{1/2}(^{22}\text{Na}) : 2,6029 \quad (8) \quad \text{a}$$

$$Q^+(^{22}\text{Na}) : 2843,02 \quad (21) \quad \text{keV}$$

2.1 Electron Capture Transitions

	Energy keV	Probability $\times 100$	Nature	$\lg ft$	P_K	P_L
$\epsilon_{0,1}$	1568,44 (21)	9,64 (9)	Allowed	7,41	0,923 (4)	0,077 (4)
$\epsilon_{0,0}$	2843,02 (21)	0,00098 (25)	Unique 2nd Forbidden	14,91		

2.2 β^+ Transitions

	Energy keV	Probability $\times 100$	Nature	$\lg ft$
$\beta_{0,1}^+$	546,44 (21)	90,30 (9)	Allowed	7,4
$\beta_{0,0}^+$	1821,02 (21)	0,055 (14)	Unique 2nd Forbidden	14,9

2.3 Gamma Transitions and Internal Conversion Coefficients

	Energy keV	$P_{\gamma+ce}$ $\times 100$	Multipolarity	α_K (10^{-6})	α_T (10^{-6})	α_π (10^{-5})
$\gamma_{1,0}(\text{Ne})$	1274,577 (7)	99,94 (13)	E2	6,36 (9)	6,71 (9)	2,34 (3)

3 Atomic Data

3.1 Ne

ω_K	:	0,0152	(8)
$\bar{\omega}_L$:	0,0001	(1)
n_{KL}	:	1,985	(6)

3.1.1 X Radiations

	Energy keV	Relative probability
X_K	$K\alpha_2$	0,8486
	$K\alpha_1$	0,8486

3.1.2 Auger Electrons

	Energy keV	Relative probability
Auger K		
KLL	0,75 – 0,81	

4 Electron Emissions

		Energy keV		Electrons per 100 disint.
e_{AK}	(Ne)			8,8 (1)
	KLL	0,75	- 0,81	}
$ec_{1,0} \alpha$	(Ne)	252		
$\beta_{0,0}^+$	max:	1821,02	(21)	0,055 (14)
$\beta_{0,0}^+$	avg:	835,04	(19)	
$\beta_{0,1}^+$	max:	546,44	(21)	90,30 (9)
$\beta_{0,1}^+$	avg:	215,62	(17)	

5 Photon Emissions

5.1 X-Ray Emissions

		Energy keV	Photons per 100 disint.	
$XK\alpha_2$	(Ne)	0,8486	0,0453 (25)	} $K\alpha$
$XK\alpha_1$	(Ne)	0,8486	0,090 (5)	

5.2 Gamma Emissions

		Energy keV	Photons per 100 disint.
γ^\pm		511	180,7 (2)
$\gamma_{1,0}$	(Ne)	1274,537 (7)	99,94 (13)

6 Main Production Modes

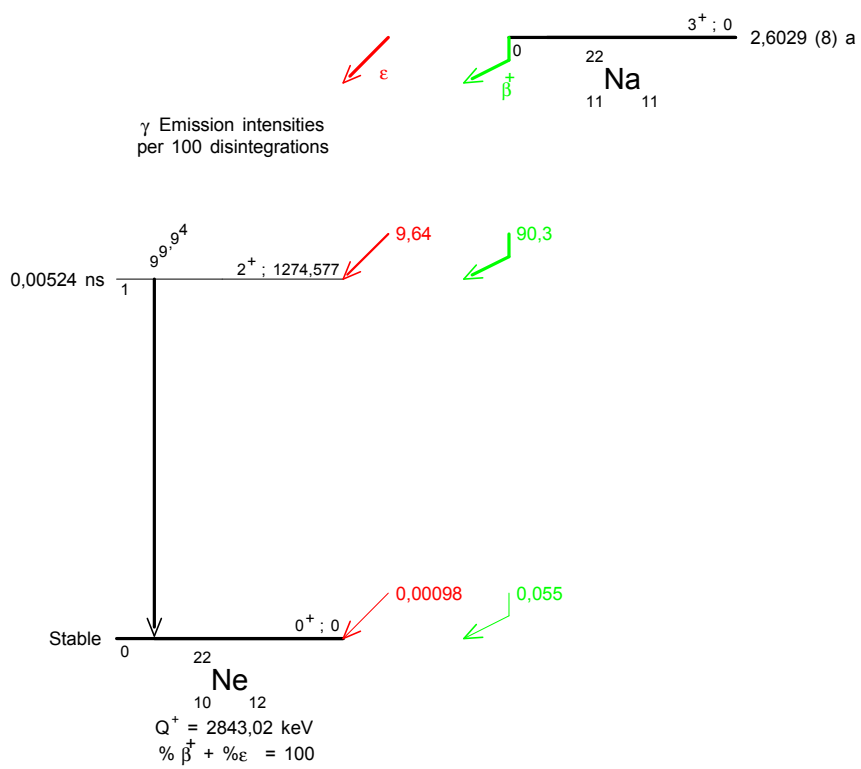
F – $19(\alpha,n)\text{Na} - 22$

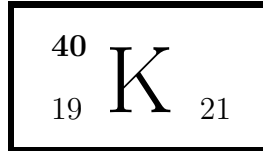
Mg – $24(d,\alpha)\text{Na} - 22$

7 References

- B. T. WRIGHT. Phys. Rev. 90 (1953) 159
(Beta plus emission probabilities)
- W.E.KREGER. Phys. Rev. 96 (1954) 1554
(Electron Capture/Beta plus ratio)
- R.SHERR, R.H.MILLER. Phys. Rev. 93 (1954) 1076
(Electron Capture/Beta plus ratio)
- P.F.ZWEIFEL. Phys. Rev. 96 (1954) 1572
(Electron Capture/Beta plus ratio)
- R.A.ALLEN, W.E.BURCHAM, K.F.CHAKETT, G.L.MUNDAY, P.REASBECK. Proc. Phys. Soc. 68 (1955) 681
(Electron Capture/Beta plus ratio)
- W.F.MERRIT, P.J.CAMPION, R.C.HAWKINGS. Can. J. Phys. 35 (1957) 16
(Half-life)
- J.KÖNIG, B.VAN NOOIJEN, H.L.HAGEDOORN, A.H.WAPSTRA. Nucl. Phys. 9 (1958) 296
(Electron Capture/Beta plus ratio)
- M.K.RAMASWAMY. Indian J. Phys. 33 (1959) 285
(Electron Capture/Beta plus ratio)
- E. I. WYATT, S. A. REYNOLDS, T. H. HANDLEY, W. S. LYON, H. A. PARKER. Nucl. Sci. Eng. 11 (1961) 74
(Half-life)
- A.WILLIAMS. Nucl. Phys. 52 (1964) 324
(Electron Capture/Beta plus ratio)
- S. C. ANSPACH, L. M. CAVALLO, S. B. GARFINKEL, J. M. R. HUTCHINSON, C. N. SMITH. Report NP-15663 (1965)
(Half-life)
- H. LEUTZ, H. WENNINGER. Nucl. Phys. A99 (1967) 55
(Electron Capture/Beta Plus Ratio)
- E.VATAI, D.VARGA, J.UCHRIN. Nucl. Phys. A116 (1968) 637
(Electron Capture/Beta plus ratio)
- M.F.MCCANN, K.M.SMITH. J. Phys. (London) A2 (1969) 392
(Electron Capture/Beta plus ratio)
- E. K. WARBURTON, G. T. GARVEY, I. S. TOWNER. Ann. Phys. 57 (1970) 174
(Beta plus emission probabilities)
- J. S. MERRITT, J. V. G. TAYLOR. Report AECL-3912 (1971)
(Electron Capture/Beta Plus Ratio)
- J. KANTELE, M. VALKONEN. Nucl. Instrum. Methods 112 (1973) 501
(Gamma emission probabilities)
- T. D. MACMAHON, A. P. BAERG. Can. J. Phys. 54 (1976) 1433
(Electron Capture/Beta Plus Ratio)
- H. E. BOSCH, J. DAVIDSON, M. DAVIDSON, L. SZBISZ. Z. Phys. A280 (1977) 321
(Electron Capture/Beta Plus Ratio)
- W.BAMBYNEK, H.BEHRENS, M.H.CHEN, B.CRASEMANN, M.L.FITZPATRICK, K.W.D.LEDINGHAM, H.GENZ, M.MUTTERER, R.L.INTERMANN. Rev. Mod. Phys. 49 (1977) 77
(Electron Capture/Beta plus ratio)
- R.B.FIRESTONE, W.M.C.McHARRIS, B.R.HOLSTEIN. Phys. Rev. C18 (1978) 2719
(Electron Capture/Beta plus ratio)
- P.SCHLUTER, G.SOFF. At. Data Nucl. Data Tables 24 (1979) 509
(Internal-pair formation coefficient)
- H. HOUTERMANN, O. MILOSEVICH, F. REICHEL. Int. J. Appl. Radiat. Isotop. 31 (1980) 151
(Half-life)
- A. R. RUTLEDGE, L. V. SMITH, J. S. MERRITT. Report NBS-SP-626 (1982) 5
(Half-life)
- A. P. BAERG. Can. J. Phys. 61 (1983) 1222
(Electron Capture/Beta Plus Ratio)
- H.H.HANSEN. Nuc. Sci. Technol. 6 (1985) 777
(K ICC, T ICC)
- V.KUNZE, W.D.SCHMIDT-OTT, H.BEHRENS. Z. Physik A337 (1990) 169
(Electron Capture/Beta plus ratio)
- W. BAMBYNEK, T. BARTA, R. JEDLOVSKY, P. CHRISTMAS, N. COURSOL, K. DEBERTIN, R. G. HELMER, A. L. NICHOLS, F. J. SCHIMA, Y. YOSHIZAWA. Report IAEA-TECDOC 619 (1991)
(Half-life and Gamma emission probability evaluations)

- E. SCHÖNFELD. Report PTB 6.33-95-2 (1995)
(PK, PL, PM theory)
- E. SCHÖNFELD, H. JANSSEN. Nucl. Instrum. Methods A369 (1996) 527
(K, L, Auger electron emission probabilities)
- M.-M.BÉ, B.DUCHEMIN, E.BROWNE, S.-C.WU, V.CHECHEV, R.HELMER, E.SCHÖNFELD. CEA-ISBN 2-7272-0211-3 1 (1999)
(Evaluation)
- M.-M.BÉ, B.DUCHEMIN, E.BROWNE, S.-C.WU, V.CHECHEV, R.HELMER, E. SCHÖNFELD. CEA-ISBN 2-7272-0200-8 (1999)
(Evaluation)
- R. G. HELMER, C. VAN DER LEUN. Nucl. Instrum. Methods A450 (2000) 35
(Gamma ray energies)
- M. P. UNTERWEGER. Appl. Rad. Isotopes 56 (2002) 125
(Half-life)
- I.M.BAND, M.B.TRZHASKOVSKAYA, C.W.JR.NESTOR. At. Data Nucl. Data Tables 81 (2002) 1
(Theoretical ICC)
- M.MUKHERJEE, A.KELLERBAUER, D.BECK, K.BLAUM, G.BOLLEN, F.CARREL, P.DELAHAYE, J.DILLING, S.GEORGE, C.GUENAUT, F.HERFURTH, A.HERLERT, H.-J.KLUGE, U.KOSTER, D.LUNNEY, S.SCHWARZ, L.SCHWEIKHARD, C.YAZIDJIAN. Phys. Rev. Lett. 93 (2004) 150801
(Na mass excess)
- O.NÄHLE, K.KOSSERT, R.KLEIN. Appl. Rad. Isotopes 66 (2008) 865
(Electron Capture/Beta plus ratio)
- M.MUKHERJEE, D. BECK, K. BLAUM, G. BOLLEN, P. DELAHAYE, J. DILLING, S. GEORGE, C. GUENAUT, F. HERFURTH, A. HERLERT, A. KELLERBAUER, H.-J. KLUGE, U. KOSTER, D. LUNNEY, S. SCHWARZ, L. SCHWEIKHARD, C. YAZIDJIAN. Eur. Phys. J. A35 (2008) 31
(Na mass excess)
- G. AUDI, W.MENG, D. LUNNEY, B. PFEIFFER. Priv. Communication (2009)
(Mass excess)





1 Decay Scheme

K-40 is a natural isotope with an isotopic abundance of 0.0117 (1) %. It disintegrates by beta minus emission to the Ca-40 fundamental level for 89.25 (17) %, by electron capture to the 1460 keV level of Ar-40 for 10.55 (11) %, to the ground state level of Ar-40 for 0.2 (1) % and by beta plus for 0.00100 (12) %.

Le potassium 40 est un isotope naturel dont l'abondance est de 0,0117 (1)%. Il se désintègre pour 89,25 (17) % par émission bêta moins vers le niveau fondamental du calcium 40, par capture électronique vers l'argon 40, pour 10,55 (11) % vers le niveau de 1460 keV et pour 0,2 (1) % vers le niveau fondamental.

2 Nuclear Data

$T_{1/2}({}^{40}\text{K})$:	1,2504	(30)	10^9 a
$Q^+({}^{40}\text{K})$:	1504,69	(19)	keV
$Q^-({}^{40}\text{K})$:	1311,07	(11)	keV

2.1 β^- Transitions

	Energy keV	Probability × 100	Nature	lg ft
$\beta_{0,0}^-$	1311,07 (11)	89,25 (17)	Unique 3rd Forbidden	20,58

2.2 β^+ Transitions

	Energy keV	Probability × 100	Nature	lg ft
$\beta_{0,0}^+$	482,9 (3)	0,00100 (12)	Unique 3rd Forbidden	21,35

2.3 Electron Capture Transitions

	Energy keV	Probability × 100	Nature	lg <i>ft</i>	<i>P_K</i>	<i>P_L</i>	<i>P_M</i>
ε _{0,1}	44,0 (3)	10,55 (11)	Unique 1st Forbidden	11,55	0,763	0,209	0,027
ε _{0,0}	1311,07 (11)	0,2 (1)	Unique 3rd Forbidden	21,35	0,88	0,086	0,013

2.4 Gamma Transitions and Internal Conversion Coefficients

	Energy keV	<i>P_{γ+ce}</i> × 100	Multipolarity	<i>α_K</i> (10 ⁻⁵)	<i>α_L</i> (10 ⁻⁶)	<i>α_M</i> (10 ⁻⁷)	<i>α_T</i> (10 ⁻⁵)	<i>α_π</i> (10 ⁻⁵)
γ _{1,0} (Ar)	1460,822 (6)	10,55 (11)	E2	2,63 (4)	2,15 (3)	2,10 (3)	10,28 (15)	7,3 (5)

3 Atomic Data

3.1 Ar

<i>ω_K</i>	:	0,1199	(28)
<i>ω_L</i>	:	0,00147	(30)
<i>n_{KL}</i>	:	1,697	(6)

3.1.1 X Radiations

	Energy keV	Relative probability	
X _K	Kα ₂	2,95566	
	Kα ₁	2,95774	
	Kβ ₁	3,1905	}
	Kβ ₅ ''		}
			16,24
X _L	Lℓ	0,2195	
	Lη	0,2215	
	Lβ	0,3112 – 0,3114	

3.1.2 Auger Electrons

	Energy keV	Relative probability
Auger K		
KLL	2,511 – 2,669	100
KLX	2,831 – 2,942	21,6
KXY	3,149 – 3,174	1,16
Auger L	0,17 – 0,31	

4 Electron Emissions

		Energy keV		Electrons per 100 disint.
e _{AL}	(Ar)	0,17	- 0,31	2,22 (2)
e _{AK}	(Ar)			7,24 (11)
	KLL	2,511	- 2,669	}
	KLX	2,831	- 2,942	}
	KXY	3,149	- 3,174	}
ec _{1,0 T}	(Ar)	1457,645	- 1460,835	0,001085 (19)
$\beta_{0,0}^+$	max:	482,9	(3)	0,00100 (12)
$\beta_{0,0}^+$	avg:			
$\beta_{0,0}^-$	max:	1311,07	(11)	89,25 (17)
$\beta_{0,0}^-$	avg:	508,32	(6)	

5 Photon Emissions

5.1 X-Ray Emissions

		Energy keV		Photons per 100 disint.
XL	(Ar)	0,2195	— 0,3114	0,003 (1)
XK α_2	(Ar)	2,95566		0,299 (9) } K α
XK α_1	(Ar)	2,95774		0,592 (17) }
XK β_1	(Ar)	3,1905	}	0,096 (4) K' β_1

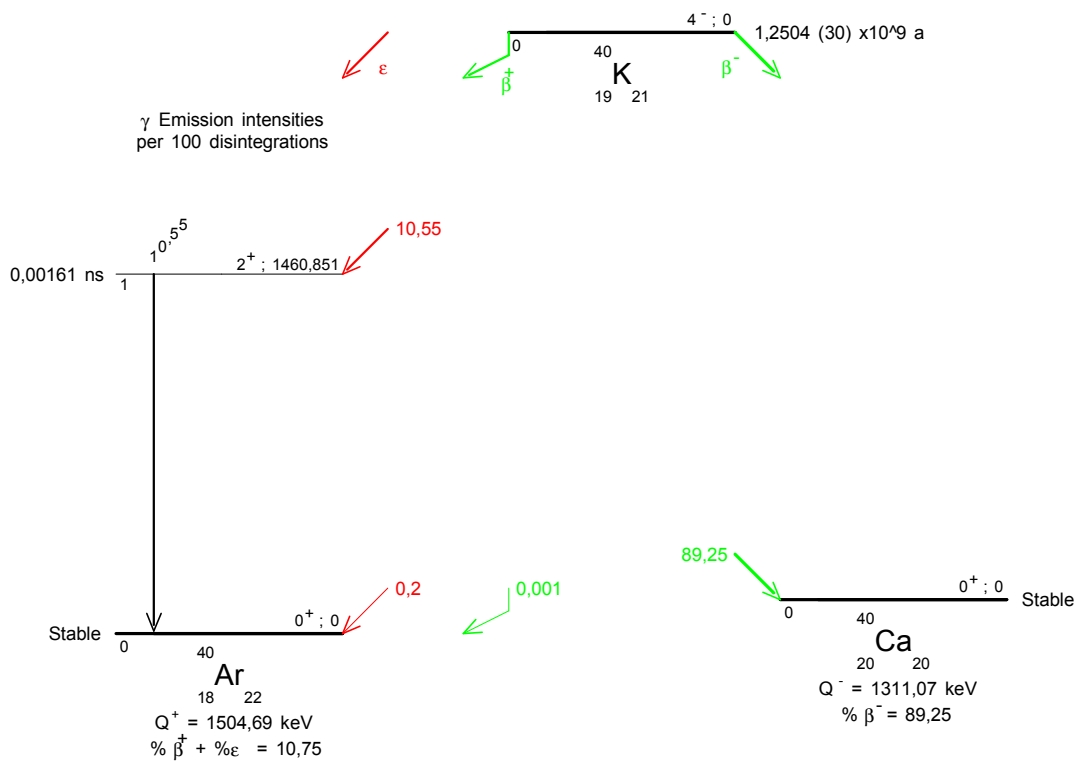
5.2 Gamma Emissions

	Energy keV	Photons per 100 disint.
γ^\pm	511	0,00200 (24)
$\gamma_{1,0}(\text{Ar})$	1460,822 (6)	10,55 (11)

6 References

- G. ORBAN. Sitzb. Akad. Wiss. Wien Abt. IIa 140 (1931) 121
(Partial EC half-life measurement)
- E. GLEDITSCH, T. GRAF. Phys. Rev. 72 (1947) 640
(Partial EC half-life measurement)
- L.H. AHRENS, R.D. EVANS. Phys. Rev. 74 (1948) 279
(Partial Beta- half-life measurement)
- T. GRAF. Phys. Rev. 74 (1948) 831
(Partial Beta- half-life measurement)
- O. HIRZEL, H. WÄFFEL. Phys. Rev. 74 (1948) 1553
(Partial Beta- half-life measurement)
- J.J. FLOYD, L.B. BORST. Phys. Rev. 75 (1949) 1106
(Total half-life measurement)
- R.W. STOUT. Phys. Rev. 75 (1949) 1107
(Partial Beta- half-life measurement)
- G.A. SAWYER, M.L. WIEDENBECK. Phys. Rev. 79 (1950) 490
(Total half-life measurement)
- G.A. SAWYER, M.L. WIEDENBECK. Phys. Rev. 76 (1950) 1535
(Partial EC half-life measurement)
- T. GRAF. Rev. Sci. Inst. 21 (1950) 285
(Partial EC half-life measurement)
- W.R. FAUST. Phys. Rev. 78 (1950) 624
(Total half-life measurement)
- F.G. HOUTERMANS, O. HAXEL, J. HEINTZE. Z. Physik 128 (1950) 657
(Total half-life measurement)
- F.W. SPIERS. Nature 165 (1950) 356
(Total half-life measurement)
- B. SMALLER, J. MAY, M. FREEDMAN. Phys. Rev. 79 (1950) 940
(Partial Beta- half-life measurement)
- C.F.G. DELANEY. Phys. Rev. 81 (1951) 158
(Partial Beta- half-life measurement)
- M.L. GOOD. Phys. Rev. 81 (1951) 891
(Partial Beta- half-life measurement)
- P.R.J. BURCH. Nature 172 (1953) 361
(Partial EC half-life measurement)
- A.D. SUTTLE, W.F. LIBBY. Anal. Chem. 22 (1955) 921
(Partial Beta- and EC half-life measurement)
- S. KONO. J. Phys. Soc. Japan 10 (1955) 495
(Partial Beta- half-life measurement)
- G. BACKENSTOSS, K. GOEBEL. Z. Naturforschg. 10a (1955) 920
(Partial EC half-life measurement)
- G.W. WETHERILL, G.J. WASSERBERG, L.T. ALDRICH, G.R. TILTON, R.J. HAYDEN. Phys. Rev. 103 (1956) 987
(Partial EC half-life measurement)
- A. MCNAIR, R.N. GROVER, H. W. WILSON. Phil. Mag. 1 (1956) 199
(Partial Beta- half-life measurement)

- G.W. WETHERILL. Science 126 (1957) 545
(Partial EC half-life measurement)
- W.H. KELLY, G.B. BEARD, R.A. PETERS. Nucl. Phys. 11 (1959) 492
(Partial Beta- half-life measurement)
- N.K. SAHA, J.B. GUPTA. Proc. Natl. Inst. Sci. India 26A (1960) 486
(Partial Beta- and EC half-life measurement)
- L.E. GLENDENIN. Ann. N.Y. Acad. Sci. 91 (1961) 166
(Partial Beta- half-life measurement)
- D.W. ENGELKEMEIR, K.F. FLYNN, L.E. GLENDENIN. Phys. Rev. 126 (1962) 1818
(Beta+/Beta- ratio measurement)
- D.G. FLEISHMAN, V.V. GLAZUNOV. Sov. At. En. 12 (1962) 338
(Partial Beta- half-life measurement)
- G.A. BRINKMAN, A.H.W. ATEN, JR., J.TH. VEENBOER. Physica 31 (1965) 1305
(Partial Beta- half-life measurement)
- H. LEUTZ, G. SCHULZ, H. WENNINGER. Z. Phys. 187 (1965) 151
(Partial Beta- and EC half-life measurement)
- K. EGELKRAUT, H. LEUTZ. Physik Verhandl. 11 (1966) 67
(Partial Beta- and EC half-life measurement)
- I. FEUERHAKE, A. HINZPETER. Naturwiss. 53 (1966) 272
(Partial Beta- half-life measurement)
- A.W. DERUYTTER, A.H.W. ATEN, JR., A. VAN DULMEN, C. KROL-KONIG, E. ZUIDEMA. Physica 32 (1966) 991
(Partial EC half-life measurement)
- J. D. KING, N. NEFF, H. W. TAYLOR. Nucl. Instrum. Methods 52 (1967) 349
(Gamma-ray energy)
- J. F. W. JANSEN, B. J. MEIJER, P. KOLDEWIJN. Radiochim. Acta 13 (1970) 171
(Gamma-ray energy)
- P. VENKATARAMAIAH, H. SANJEEVAIAH, B. SANJEEVAIAH. Ind. J. Pure Appl. Phys. 9 (1971) 133
(Partial Beta- half-life measurement)
- K. GOPAL, H. SANJEEVAIAH, B. SANJEEVAIAH. Am. J. Phys. 40 (1972) 721
(Partial Beta- half-life measurement)
- A. CESANA, M. TERRANI. Anal. Chem. 49 (1977) 1156
(Partial EC half-life measurement)
- P. SCHLUTER, G. SOFF. At. Data Nucl. Data Tables 24 (1979) 509
(Internal-pair formation coefficient)
- R. G. HELMER, R. J. GEHRKE, R. C. GREENWOOD. Nucl. Instrum. Methods 166 (1979) 547
(Gamma-ray energy)
- P. M. ENDT. Nucl. Phys. A521 (1990) 1
(Spin and Half-life of excited levels)
- P. M. ENDT. Nucl. Phys. A529 (1991) 763
(Spin and Half-life of excited levels)
- P. M. ENDT. Nucl. Phys. A564 (1993) 609
(Spin and Half-life of excited levels)
- E.SCHÖNFELD. Report PTB-6.33-95-2 (1995)
(Electron capture coefficients)
- E. SCHÖNFELD, H. JANSSEN. Nucl. Instrum. Methods A369 (1996) 527
(Atomic Data)
- V.P. CHECHEV. IAEA report INDC(CCP) (2001) 432
(Half-life evaluation)
- F. BEGEMANN, K.R. LUDWIG, G.W. LUGMAIR, K. MIN, L.E. NYQUIST, P.J. PATCHETT, P.R. RENNE, C.-Y. SHIH, I.M. VILLA, R.J. WALKER. Geochim. Cosmochim. Acta 65 (2001) 111
(Uncertainties)
- G. AUDI, A.H. WAPSTRA, C. THIBAUT. Nucl. Phys. A 729 (2003) 337
(Q values)
- K. KOSSERT, E. GÜNTHER. Appl. Rad. Isotop. 60 (2004) 459
(Total half-life measurement)
- T. KIBÉDI, T.W. BURROWS, M.B. TRZHASKOVSKAYA, P.M. DAVIDSON, C.W. NESTOR, JR.. Nucl. Instr. and Meth. A 589 (2008) 202
(BrICC)





1 Decay Scheme

Se-75 disintegrates 100% by electron capture to excited levels and to the ground state of As-75.

Le sélénium 75 se désintègre à 100% par capture électronique vers des niveaux excités et le niveau fondamental de l'arsenic 75.

2 Nuclear Data

$$T_{1/2}({}^{75}\text{Se}) : 119,781 \quad (24) \quad \text{d}$$

$$Q^+({}^{75}\text{Se}) : 863,6 \quad (8) \quad \text{keV}$$

2.1 Electron Capture Transitions

	Energy keV	Probability × 100	Nature	lg ft	P_K	P_L	P_M
$\epsilon_{0,9}$	42,0 (8)	0,00734 (18)	1st Forbidden	7,9	0,8038 (32)	0,1633 (26)	0,0300 (8)
$\epsilon_{0,8}$	245,9 (8)	0,0126 (6)	1st Forbidden	8,8	0,8724 (16)	0,1071 (13)	0,0186 (4)
$\epsilon_{0,7}$	291,4 (8)	0,03484 (35)	1st Forbidden	9,1	0,8740 (16)	0,1058 (13)	0,0184 (4)
$\epsilon_{0,6}$	395,0 (8)	0,00036 (5)	1st Forbidden	11,1	0,8762 (16)	0,1041 (13)	0,0180 (4)
$\epsilon_{0,5}$	462,9 (8)	94,5 (21)	Allowed	6,1	0,8770 (16)	0,1033 (13)	0,0179 (4)
$\epsilon_{0,3}$	584,1 (8)	2,1 (14)	1st Forbidden	8	0,8781 (15)	0,1025 (13)	0,0177 (4)
$\epsilon_{0,2}$	598,9 (8)	1,3 (21)	1st Forbidden	8,2	0,8782 (15)	0,1024 (13)	0,0177 (4)
$\epsilon_{0,0}$	863,6 (8)	1,42 (22)	1st Forbidden	8,5	0,8794 (15)	0,1014 (12)	0,0175 (4)

2.2 Gamma Transitions and Internal Conversion Coefficients

	Energy keV	$P_{\gamma+ce}$ × 100	Multipolarity	α_K	α_L	α_M	α_T
$\gamma_{3,2}(\text{As})$	14,8847 (13)	0,0206 (6)	M1 (+E2)				
$\gamma_{4,3}(\text{As})$	24,3815 (14)	5,5 (13)	M2	165,4 (25)	32,6 (5)	5,13 (10)	204 (3)
$\gamma_{2,1}(\text{As})$	66,0518 (8)	1,400 (42)	M1+ 1,44% E2	0,29 (3)	0,034 (5)	0,0052 (7)	0,33 (3)

	Energy keV	$P_{\gamma+ce}$ $\times 100$	Multipolarity	α_K	α_L	α_M	α_T
$\gamma_{3,1}(\text{As})$	80,9365 (15)	0,0259 (15)	[E2]	1,486 (21)	0,216 (3)	0,0326 (5)	1,736 (25)
$\gamma_{5,4}(\text{As})$	96,7340 (9)	6,35 (14)	E2	0,772 (11)	0,1044 (15)	0,01576 (22)	0,893 (13)
$\gamma_{5,3}(\text{As})$	121,1155 (11)	17,56 (37)	E1	0,0372 (6)	0,00388 (6)	0,000588 (9)	0,0417 (6)
$\gamma_{5,2}(\text{As})$	136,0001 (6)	59,2 (21)	E1	0,0263 (4)	0,00274 (4)	0,000415 (6)	0,0295 (5)
$\gamma_{1,0}(\text{As})$	198,6060 (12)	1,48 (6)	M1+ 9,03% E2	0,0167 (9)	0,00182 (11)	0,000277 (16)	0,0189 (11)
$\gamma_{9,7}(\text{As})$	249,3 (3)	0,00400 (13)	[M1,E2]	0,015 (9)	0,0017 (10)	0,00026 (15)	0,017 (10)
$\gamma_{2,0}(\text{As})$	264,6576 (9)	59,17 (19)	M1 + 0,89% E2	0,00646 (25)	0,00068 (3)	0,000104 (5)	0,0072 (3)
$\gamma_{3,0}(\text{As})$	279,5422 (10)	25,11 (9)	M1 + 25,04 % E2	0,0081 (4)	0,00087 (4)	0,000133 (6)	0,0091 (4)
$\gamma_{4,0}(\text{As})$	303,9236 (10)	1,379 (5)	E3	0,0469 (7)	0,00592 (9)	0,000899 (13)	0,0538 (8)
$\gamma_{7,1}(\text{As})$	373,61 (24)	0,00258 (11)	[E2]	0,00580 (9)	0,000628 (9)	0,0000954 (14)	0,00653 (10)
$\gamma_{5,0}(\text{As})$	400,6572 (8)	11,403 (43)	E1	0,001202 (17)	0,0001241 (18)	0,0000189 (3)	0,001346 (19)
$\gamma_{8,1}(\text{As})$	419,1 (4)	0,0121 (6)	[M1,E2]	0,003 (1)	0,00032 (11)	0,000049 (16)	0,0034 (11)
$\gamma_{6,0}(\text{As})$	468,6 (4)	0,00036 (5)	[M1,E2]	0,0022 (6)	0,00023 (7)	0,000035 (10)	0,0025 (7)
$\gamma_{9,3}(\text{As})$	542,02 (18)	0,000435 (6)	[M1,E2]	0,0015 (3)	0,00015 (4)	0,000023 (6)	0,0016 (4)
$\gamma_{9,2}(\text{As})$	556,90 (18)	0,00277 (12)	[E2]	0,001628 (25)	0,000172 (3)	0,0000262 (4)	0,00183 (3)
$\gamma_{7,0}(\text{As})$	572,22 (24)	0,03626 (31)	M1 + 3,48 % E2	0,001040 (15)	0,0001079 (16)	0,00001646 (24)	0,001165 (17)
$\gamma_{8,0}(\text{As})$	617,8 (4)	0,00453 (5)	[M1,E2]	0,00103 (18)	0,000108 (20)	0,000017 (3)	0,00116 (20)
$\gamma_{9,0}(\text{As})$	821,56 (18)	0,000134 (8)	[E2]	0,000558 (8)	0,0000582 (9)	0,00000887 (13)	0,000626 (9)

3 Atomic Data

3.1 As

ω_K	:	0,575	(4)
$\bar{\omega}_L$:	0,0155	(5)
n_{KL}	:	1,232	(4)

3.1.1 X Radiations

	Energy keV	Relative probability		
X_K	$K\alpha_2$	10,50814	51,53	
	$K\alpha_1$	10,5438	100	
	$K\beta_3$	11,7204	}	
	$K\beta_1$	11,7263	}	
	$K\beta_5''$	11,821	}	22,87
	$K\beta_2$	11,8643	}	
	$K\beta_4$		}	0,86
	X_L			
	$L\ell$	1,1195		
	$L\alpha$	1,2816 – 1,2824		
	$L\eta$	1,1552		
	$L\beta$	1,3152 – 1,4892		
	$L\gamma$	1,3508 – 1,5312		

3.1.2 Auger Electrons

	Energy keV	Relative probability
Auger K		
KLL	8,75 – 9,10	100
KLX	10,12 – 10,54	31
KXY	11,44 – 11,80	2,4
Auger L	1,1 – 1,3	

4 Electron Emissions

		Energy keV	Electrons per 100 disint.
e _{AL}	(As)	1,1 - 1,3	119,6 (15)
e _{AK}	(As)		41,4 (14)
	KLL	8,75 - 9,10	}
	KLX	10,12 - 10,54	}
	KXY	11,44 - 11,80	}
ec _{4,3} K	(As)	12,5148 (14)	4,5 (12)
ec _{4,3} L	(As)	22,8550 - 23,0584	0,88 (20)
ec _{4,3} M	(As)	24,1780 - 24,3403	0,139 (31)
ec _{2,1} K	(As)	54,1851 (8)	0,305 (32)
ec _{5,4} K	(As)	84,8673 (9)	2,59 (7)
ec _{5,4} L	(As)	95,208 - 95,411	0,350 (9)
ec _{5,4} M	(As)	96,530 - 96,693	0,0528 (13)
ec _{5,3} K	(As)	109,2488 (11)	0,627 (17)
ec _{5,3} L	(As)	119,5890 - 119,7924	0,0654 (17)
ec _{5,2} K	(As)	124,1334 (6)	1,51 (6)
ec _{5,2} L	(As)	134,4736 - 134,6770	0,158 (6)
ec _{2,0} K	(As)	252,7909 (9)	0,378 (15)
ec _{3,0} K	(As)	267,676 (1)	0,202 (10)
ec _{4,0} K	(As)	292,057 (1)	0,0614 (9)

5 Photon Emissions

5.1 X-Ray Emissions

		Energy keV	Photons per 100 disint.	
XL	(As)	1,1195 — 1,5312	1,93 (5)	
XK α_2	(As)	10,50814	16,5 (6)	} K α
XK α_1	(As)	10,5438	31,9 (11)	
XK β_3	(As)	11,7204	}	K' β_1
XK β_1	(As)	11,7263	}	
XK β_5''	(As)	11,821	}	
XK β_2	(As)	11,8643	}	
XK β_4	(As)	}	0,276 (13)	

5.2 Gamma Emissions

	Energy keV	Photons per 100 disint.
$\gamma_{3,2}$ (As)	14,8847 (13)	0,0206 (6)
$\gamma_{4,3}$ (As)	24,3815 (14)	0,027 (6)
$\gamma_{2,1}$ (As)	66,0518 (8)	1,053 (20)
$\gamma_{3,1}$ (As)	80,9365 (15)	0,0095 (5)
$\gamma_{5,4}$ (As)	96,7340 (9)	3,35 (7)
$\gamma_{5,3}$ (As)	121,1155 (11)	16,86 (36)
$\gamma_{5,2}$ (As)	136,0001 (6)	57,7 (20)
$\gamma_{1,0}$ (As)	198,6060 (12)	1,46 (6)
$\gamma_{9,7}$ (As)	249,3 (3)	0,00394 (12)
$\gamma_{2,0}$ (As)	264,6576 (9)	58,75 (19)
$\gamma_{3,0}$ (As)	279,5422 (10)	24,89 (9)
$\gamma_{4,0}$ (As)	303,9236 (10)	1,3082 (50)
$\gamma_{7,1}$ (As)	373,61 (24)	0,00256 (11)
$\gamma_{5,0}$ (As)	400,6572 (8)	11,388 (42)
$\gamma_{8,1}$ (As)	419,1 (4)	0,0121 (6)
$\gamma_{6,0}$ (As)	468,6 (4)	0,00036 (5)
$\gamma_{9,3}$ (As)	542,02 (18)	0,000435 (6)
$\gamma_{9,2}$ (As)	557,8 (9)	0,00276 (12)
$\gamma_{7,0}$ (As)	572,22 (24)	0,03622 (31)
$\gamma_{8,0}$ (As)	617,8 (4)	0,00453 (5)
$\gamma_{9,0}$ (As)	821,56 (18)	0,000134 (8)

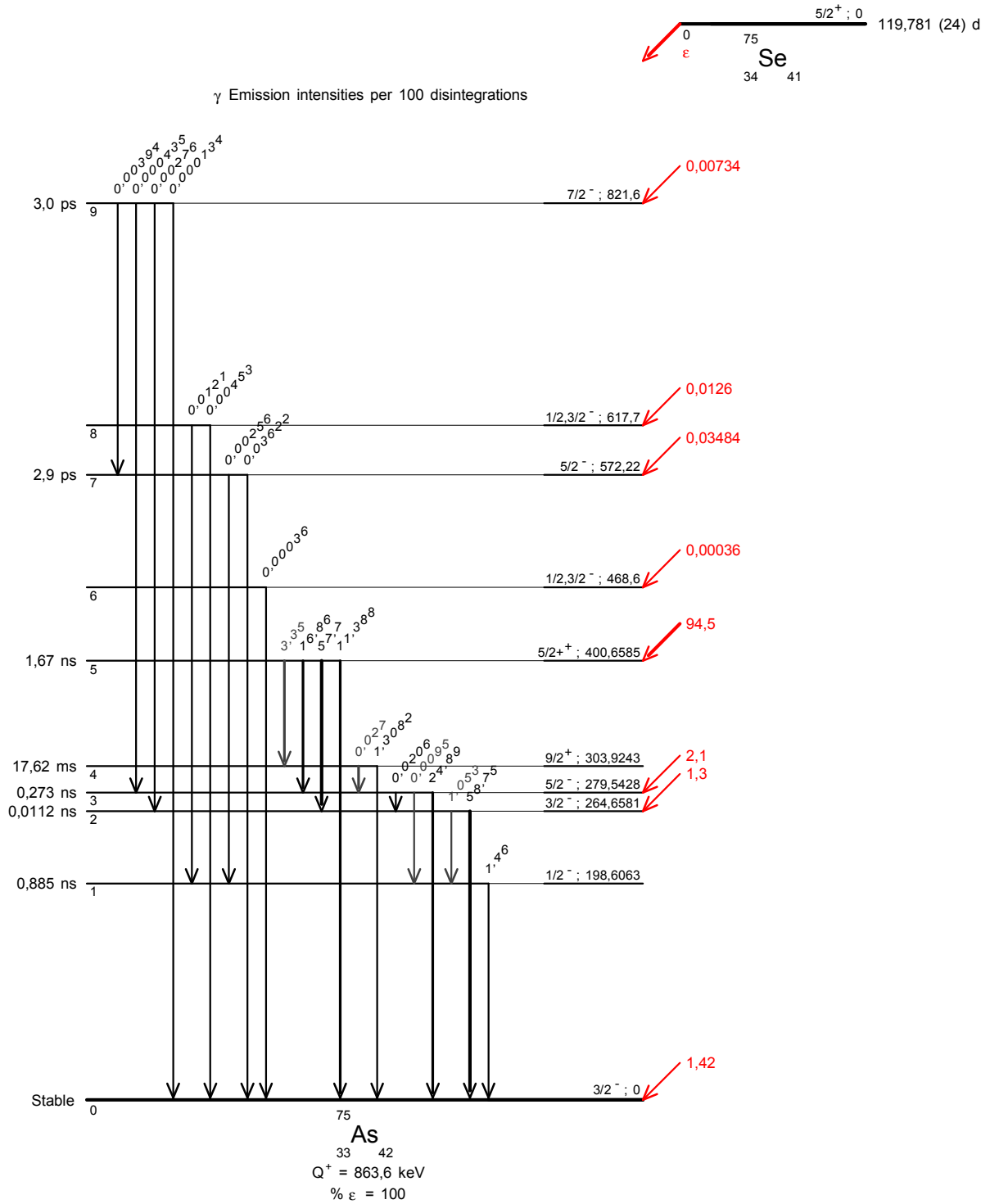
6 Main Production Modes

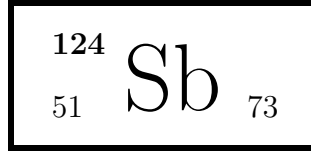
Se – 74(n,γ)Se – 75
 As – 75(d,2n)Se – 75
 As – 75(p,n)Se – 75

7 References

- H. N. FRIEDLANDER, L. SEREN, S. H. TURKEL. Phys. Rev. 72 (1947) 23
(Half-life.)
- W. S. COWART, M. L. POOL, D. A. MCCOWN, L. L. WOODWARD. Phys. Rev. 73 (1948) 1454
(Half-life.)
- J. M. CORK, W. C. RUTLEDGE, C. E. BRANYAN, A. E. STODDARD, J. M. LE BLANC. Phys. Rev. 79 (1950) 889
(Half-life.)
- A. W. SCHARDT, J. P. WELKER. Phys. Rev. 99 (1955) 810
(Gamma-ray energies and emission intensities.)
- H. W. WRIGHT, E. I. WYATT, S. A. REYNOLDS, W. S. LYON, T. H. HANDLEY. Nucl. Sci. Eng. 2 (1957) 427
(Half-life.)
- F. R. METZGER, W. B. TODD. Nucl. Phys. 10 (1959) 220
(K conversion electron intensity.)
- H. T. EASTERDAY, R. L. SMITH. Nucl. Phys. 20 (1960) 155
(Half-life.)
- E. P. GRIGORIEV, A. V. ZOLOTAVIN. Nucl. Phys. 14 (1960) 443
(K conversion electron intensity.)
- M. DE CROËS, G. BÄCKSTRÖM. Ark. Fysik 16 (1960) 567
(K conversion electron intensity.)
- E. P. GRIGORIEV, A. V. ZOLOTAVIN. Nucl. Phys. 14 (1960) 443
(Gamma-ray emission intensities, ICC.)
- W. F. EDWARDS, C. J. GALLAGHER. Nucl. Phys. 26 (1961) 649
(K conversion electron intensity.)
- D. R. BRUNDRIT, S. K. SEN. Nucl. Phys. 68 (1965) 287
(K conversion electron intensity.)
- P. V. RAO, D. K. MCDANIELS, B. CRASEMANN. Nucl. Phys. 81 (1966) 296
(Gamma-ray emission intensities.)
- T. PARADELLIS, S. HONTZEAS. Nucl. Phys. A131 (1969) 378
(Gamma-ray emission intensities.)
- T. PARADELLIS, S. HONTZEAS. Can. J. Phys. 48 (1970) 2254
(Gamma-ray emission intensities.)
- W. W. PRATT. Nucl. Phys. A170 (1971) 223
(Gamma-ray emission intensities.)
- V. SUTELA. Ann. Acad. Sci. Fen. AVI - 407 (1973)
(K conversion electron intensity.)
- R. N. THOMAS, R. V. THOMAS. J. Phys. (London) A6 (1973) 1037
(Gamma-ray emission intensities.)
- J. L. CAMPBELL. J. Phys. (London) A7 (1974) 1451
(Gamma-ray emission intensities.)
- F. LAGOUTINE, J. LEGRAND, C. BAC. Int. J. Appl. Radiat. Isotop. 26 (1975) 131
(Half-life.)
- M. J. MARTIN. Report ORNL 5114 (1976)
(Half-life.)
- K. S. KRANE. At. Data. Nucl. Data Tables 19 (1977) 363
(Mixing Ratio.)
- R. PRASAD. Can. J. Phys. 55 (1977) 2036
(Gamma-ray emission intensities and energies.)
- R. J. GEHRKE, R. G. HELMER, R. C. GREENWOOD. Nucl. Instrum. Methods 147 (1977) 405
(Gamma-ray emission intensities.)
- U. SCHÖTZIG, K. DEBERTIN, K. F. WALZ. Nucl. Instrum. Methods 169 (1980) 43
(Half-life, gamma-ray emission intensities.)

- H. HOUTERMANS, O. MILOSEVIC, F. REICHEL. *Int. J. Appl. Radiat. Isotop.* 31 (1980) 153
(Half-life.)
- D. D. HOPPES, J. M. R. HUTCHINSON, F. J. SCHIMA, M. P. UNTERWEGER. *NBS* 626 (1982) 85
(Half-life.)
- K. SINGH, R. MITTAL, M. L. HASIZA, H. S. SAHOTA. *Indian J. Phys.* 57A (1983) 127
(X-ray intensities.)
- Y. YOSHIZAWA, Y. IWATA, T. KATOH, J.-Z. RUAN, Y. KAWADA. *Nucl. Instrum. Methods* 212 (1983) 249
(Gamma-ray emission probabilities.)
- K. SINGH, H. S. SAHOTA. *J. Phys. (London)* G10 (1984) 241
(Gamma-ray emission intensities.)
- R. JEDLOVSZKI, T. BARTA, M. CSIKOS, GY. HORVATH, L. SZUCS, A. ZSINKA. Report OHM-GS/32 Budapest (1987)
(Gamma-ray emission probabilities.)
- R. JEDLOVSZKY, L. SZÜCS, A. SZÖRÉNYI. *Nucl. Instrum. Meth. Phys. Res.* A286 (1990) 462
(Gamma-ray emission intensities.)
- X. L. WANG, Y. WANG. *Nucl. Instrum. Meth. Phys. Res.* A286 (1990) 460
(Gamma-ray emission intensities.)
- R. A. MEYER. *Fizika* 22 (1990) 153
(Gamma-ray emission intensities.)
- W. BAMBYNEK, T. BARTA, R. JEDLOVSZKY, P. CHRISTMAS, N. COURSOL, K. DEBERTIN, R. G. HELMER, A. L. NICHOLS, F. J. SCHIMA, Y. YOSHIZAWA. Report IAEA-TECDOC 619 (1991)
(Gamma-ray emission intensities, half-life.)
- U. SCHÖTZIG. *Nucl. Instrum. Meth. Phys. Res.* A312 (1992) 141
(Gamma-ray emission intensities.)
- H. MIYAHARA, H. MATUMOTO, C. MORI, N. TAKEUCHI, T. GENKA. *Nucl. Instrum. Meth. Phys. Res.* A339 (1994) 203
(Gamma-ray emission intensities.)
- A. IWAHARA, I. P. A. SALATI, R. POLEDNA, C. J. DA SILVA, L. TAUHATA. *Nucl. Instrum. Meth. Phys. Res.* A339 (1994) 381
(Half-life.)
- T. E. SAZONOVA, A. V. ZANEVSKY, S. V. SEPMAN. *Nucl. Instrum. Methods* A369 (1996) 421
(X-ray intensities.)
- E. SCHÖNFELD, H. JANSSEN. *Nucl. Instrum. Methods* A369 (1996) 527
(Atomic data.)
- L. C. LONGORIA, J. S. BENITEZ. *Appl. Rad. Isotopes* 48 (1997) 1069
(Gamma-ray emission intensities.)
- A. R. FARHAN, B. SINGH. *Nucl. Data Sheets* 86 (1999) 785
(Level energies, spin and parity.)
- Q. -S. ZHANG, L. YIN-MING, Y. CHANG, C. YAN, W. LI. *At. Energ. Sci. Tech. (Chine)* 34 (2000) 422
(X-ray intensities.)
- M. P. UNTERWEGER. *Appl. Rad. Isotopes* 56 (2002) 125
(Half-life.)
- M. HE, S. JIANG, L. DIAO, S. WU, C. LI. *Nucl. Instrum. Meth. Phys. Res.* B194 (2002) 393
(Half-life.)
- G. AUDI, A. H. WAPSTRA, C. THIBAUT. *Nucl. Phys.* A729 (2003) 129
(Q.)
- D. R. RAO, K. V. SAI, M. SAINATH, K. VENKATARAMANIAH. *Eur. Phys. J.* A26 (2005) 41
(Gamma-ray emission intensities.)
- T. KIBÉDI, T. W. BURROWS, M. B. TRZHASKOVSKAYA, P. M. DAVIDSON, C. W. NESTOR JR. *Nucl. Instrum. Meth. Phys. Res.* A589 (2008) 202
(Theoretical ICC.)





1 Decay Scheme

L'antimoine 124 se désintègre par émission bêta moins vers des niveaux excités du tellure 124.
Sb-124 disintegrates by beta minus emissions to excited levels in Te-124.

2 Nuclear Data

$T_{1/2}(^{124}\text{Sb})$: 60,208 (11) d
 $Q^-(^{124}\text{Sb})$: 2904,3 (15) keV

2.1 β^- Transitions

	Energy keV	Probability $\times 100$	Nature	lg ft
$\beta_{0,27}^-$	17,9 (15)	0,0059 (5)	Allowed	6,9
$\beta_{0,26}^-$	38,6 (15)	0,054 (9)	Allowed	6,9
$\beta_{0,25}^-$	89,7 (15)	0,0207 (12)		8,4
$\beta_{0,24}^-$	96,8 (15)	0,0012 (5)	1st Forbidden	9,8
$\beta_{0,23}^-$	129,2 (15)	0,653 (6)		7,5
$\beta_{0,22}^-$	193,3 (15)	0,106 (6)	1st Forbidden	8,8
$\beta_{0,21}^-$	202,7 (15)	0,571 (25)	Allowed	8
$\beta_{0,20}^-$	210,6 (15)	8,663 (27)	Allowed	7
$\beta_{0,19}^-$	221,8 (15)	0,0242 (22)	1st Forbidden	9,6
$\beta_{0,18}^-$	285,2 (15)	0,0098 (8)		10,4
$\beta_{0,17}^-$	354,6 (15)	0,0364 (22)		10
$\beta_{0,16}^-$	382,8 (15)	0,0529 (5)	1st Forbidden	10
$\beta_{0,15}^-$	392,3 (15)	0,0422 (19)	1st Forbidden	10,2
$\beta_{0,14}^-$	421,0 (15)	0,332 (10)	1st Forbidden	9,4
$\beta_{0,13}^-$	449,3 (15)	0,0050 (26)	1st Forbidden	11,3
$\beta_{0,11}^-$	580,9 (15)	0,0686 (14)	1st Forbidden	10,5
$\beta_{0,10}^-$	610,6 (15)	51,21 (19)	Allowed	7,7
$\beta_{0,9}^-$	679,5 (15)	0,0967 (34)	1st Forbidden	10,6

	Energy keV	Probability × 100	Nature	lg <i>ft</i>
$\beta_{0,8}^-$	721,9 (15)	0,47 (30)	1st Forbidden	10
$\beta_{0,7}^-$	812,6 (15)	0,688 (38)	1st Forbidden	10
$\beta_{0,6}^-$	865,0 (15)	4,143 (18)		9,4
$\beta_{0,5}^-$	946,4 (15)	2,295 (7)	1st Forbidden	9,8
$\beta_{0,4}^-$	1247,7 (15)	0,0053 (10)	3rd Forbidden	12,8
$\beta_{0,3}^-$	1578,8 (15)	4,815 (29)	1st Forbidden	10,3
$\beta_{0,2}^-$	1655,7 (15)	2,472 (33)	1st Forbidden	10,7
$\beta_{0,1}^-$	2301,6 (15)	23,44 (28)	1st Forbidden	10,3

2.2 Gamma Transitions and Internal Conversion Coefficients

	Energy keV	P _{$\gamma+ce$} × 100	Multipolarity	α_K	α_L	α_M	α_T
$\gamma_{14,12}(\text{Te})$	148,02 (5)	0,0037 (6)	E1+M2				
$\gamma_{(-1,1)}(\text{Te})$	159,867 (35)	0,0049 (6)					
$\gamma_{14,10}(\text{Te})$	189,565 (18)	0,0043 (5)					
$\gamma_{20,14}(\text{Te})$	210,402 (19)	0,0053 (7)					
$\gamma_{10,6}(\text{Te})$	254,424 (6)	0,0144 (9)	(E1)	0,01269 (18)	0,001575 (22)	0,000312 (5)	0,01465 (21)
$\gamma_{23,14}(\text{Te})$	291,793 (25)	0,0069 (7)					
$\gamma_{10,5}(\text{Te})$	335,797 (16)	0,073 (1)	E1	0,00612 (9)	0,000754 (11)	0,0001495 (21)	0,00706 (10)
$\gamma_{20,11}(\text{Te})$	370,269 (30)	0,0286 (11)					
$\gamma_{20,10}(\text{Te})$	399,967 (6)	0,1284 (31)	E2	0,01323 (19)	0,00196 (3)	0,000394 (6)	0,01566 (22)
$\gamma_{14,6}(\text{Te})$	443,989 (18)	0,197 (16)	M1+26%E2	0,01092 (16)	0,001360 (19)	0,000271 (4)	0,01261 (18)
$\gamma_{20,9}(\text{Te})$	468,840 (25)	0,0460 (26)	E1	0,00268 (4)	0,000327 (5)	0,0000648 (9)	0,00309 (5)
$\gamma_{23,10}(\text{Te})$	481,36 (2)	0,0232 (31)					
$\gamma_{14,5}(\text{Te})$	525,362 (24)	0,1462 (35)	M1+50%E2	0,0066 (3)	0,000867 (18)	0,000173 (4)	0,0077 (3)
$\gamma_{26,12}(\text{Te})$	530,46 (7)	0,036 (9)					
$\gamma_{26,10}(\text{Te})$	572,01 (5)	0,0176 (8)					
$\gamma_{1,0}(\text{Te})$	602,7278 (21)	98,254 (21)	E2	0,00420 (6)	0,000566 (8)	0,0001132 (16)	0,00490 (7)
$\gamma_{5,3}(\text{Te})$	632,403 (16)	0,1029 (21)					
$\gamma_{2,1}(\text{Te})$	645,8542 (37)	7,452 (15)	E2+0,004%M3	0,00351 (5)	0,000468 (7)	0,0000935 (14)	0,00409 (6)
$\gamma_{21,6}(\text{Te})$	662,334 (10)	0,024 (11)					
$\gamma_{5,2}(\text{Te})$	709,333 (16)	1,368 (5)	M1+3%E2	0,00349 (5)	0,000429 (7)	0,0000853 (13)	0,00402 (6)
$\gamma_{6,3}(\text{Te})$	713,776 (5)	2,281 (7)	M1+50%E2	0,0031 (4)	0,00039 (4)	0,000078 (7)	0,0036 (4)
$\gamma_{3,1}(\text{Te})$	722,7842 (37)	10,742 (22)	M1+92%E2	0,00271 (4)	0,000352 (5)	0,0000702 (10)	0,00314 (5)
$\gamma_{23,6}(\text{Te})$	735,782 (17)	0,1312 (16)					
$\gamma_{7,3}(\text{Te})$	766,168 (21)	0,0105 (9)	E0,M1	0,019 (6)			0,021 (7)
$\gamma_{25,6}(\text{Te})$	775,27 (7)	0,0098 (4)					
$\gamma_{6,2}(\text{Te})$	790,706 (5)	0,7433 (24)	E2	0,00214 (6)	0,000276 (8)	0,000055 (2)	0,00248 (8)
$\gamma_{23,5}(\text{Te})$	817,155 (23)	0,0744 (12)					
$\gamma_{8,3}(\text{Te})$	856,878 (30)	0,0227 (5)					
$\gamma_{9,3}(\text{Te})$	899,327 (25)	0,0179 (7)					
$\gamma_{10,3}(\text{Te})$	968,200 (5)	1,888 (10)	E1+4%M2	0,000569 (9)	0,0000678 (11)	0,00001343 (22)	0,000653 (11)
$\gamma_{9,2}(\text{Te})$	976,257 (25)	0,0832 (7)					
$\gamma_{(-1,2)}(\text{Te})$	997,80 (3)	0,0033 (23)					
$\gamma_{10,2}(\text{Te})$	1045,130 (5)	1,853 (14)	E1+0,09%M2	0,000494 (9)	0,0000587 (11)	0,00001163 (21)	0,000567 (10)
$\gamma_{4,1}(\text{Te})$	1053,87 (30)	0,0053 (10)	E2	0,001117 (16)	0,0001394 (20)	0,0000277 (4)	0,001290 (18)
$\gamma_{12,2}(\text{Te})$	1086,68 (5)	0,0367 (9)	E1	0,000457 (7)	0,0000543 (8)	0,00001074 (15)	0,000524 (8)
$\gamma_{(-1,3)}(\text{Te})$	1235 (1)	0,0073 (26)					
$\gamma_{15,2}(\text{Te})$	1263,46 (7)	0,0422 (19)					
$\gamma_{17,2}(\text{Te})$	1301,15 (9)	0,0364 (22)					
$\gamma_{3,0}(\text{Te})$	1325,512 (3)	1,588 (7)	E2	0,000693 (10)	0,0000848 (12)	0,00001685 (24)	0,000827 (12)
$\gamma_{5,1}(\text{Te})$	1355,187 (16)	1,0423 (38)	E2+9,3%M3	0,0009 (5)	0,00011 (6)	0,000023 (11)	0,0011 (5)

	Energy keV	P _{γ+ce} × 100	Multipolarity	α _K	α _L	α _M	α _T
γ _{20,3} (Te)	1368,167 (6)	2,621 (8)	E1+0,04%M2	0,000303 (5)	0,0000358 (6)	0,00000709 (10)	0,000478 (7)
γ _{21,3} (Te)	1376,110 (9)	0,5001 (43)	E1+0,01%M2	0,000300 (5)	0,0000354 (6)	0,00000701 (12)	0,000479 (7)
γ _{22,3} (Te)	1385,500 (21)	0,062 (6)					
γ _{6,1} (Te)	1436,5602 (45)	1,235 (8)	M1+69%E2	0,00063 (5)	0,000076 (6)	0,0000151 (11)	0,00078 (5)
γ _{20,2} (Te)	1445,097 (6)	0,334 (7)	E1+M2	0,00029 (4)	0,000034 (4)	0,0000067 (8)	0,00052 (4)
γ _{7,1} (Te)	1488,952 (21)	0,6776 (37)	M1+1%E2	0,000659 (14)	0,0000792 (16)	0,0000157 (3)	0,000829 (16)
γ _{23,2} (Te)	1526,488 (17)	0,414 (5)	E1	0,000252 (4)	0,0000296 (5)	0,00000586 (9)	0,000535 (8)
γ _{25,2} (Te)	1565,98 (7)	0,0109 (12)					
γ _{8,1} (Te)	1579,662 (30)	0,412 (5)	M1+E2	0,00054 (5)	0,000065 (6)	0,0000128 (11)	0,00072 (5)
γ _{9,1} (Te)	1622,111 (25)	0,0416 (19)	E2	0,000467 (7)	0,0000564 (8)	0,00001118 (16)	0,000664 (10)
γ _{4,0} (Te)	1656,6 (3)		E0				
γ _{10,1} (Te)	1690,9842 (45)	47,49 (19)	E1+0,01%M2	0,000213 (4)	0,0000250 (4)	0,00000494 (8)	0,000615 (9)
γ _{11,1} (Te)	1720,682 (30)	0,0947 (6)	M1+E2	0,00045 (4)	0,000054 (4)	0,0000107 (8)	0,00068 (4)
γ _{13,1} (Te)	1852,23 (7)	0,0030 (9)	M1+E2	0,00039 (3)	0,000047 (4)	0,0000093 (7)	0,00067 (3)
γ _{16,1} (Te)	1918,75 (6)	0,0529 (5)	M1(+E2)	0,000364 (24)	0,000043 (3)	0,0000086 (6)	0,00067 (3)
γ _{18,1} (Te)	2016,36 (6)	0,0098 (8)					
γ _{6,0} (Te)	2039,288 (4)	0,0631 (5)	E2	0,000305 (5)	0,0000364 (5)	0,00000721 (10)	0,000667 (10)
γ _{19,1} (Te)	2079,77 (13)	0,0224 (22)	M1+E2	0,000311 (18)	0,0000371 (21)	0,0000073 (4)	0,000691 (20)
γ _{20,1} (Te)	2090,951 (5)	5,498 (24)	E1+0,1%M2	0,0001522 (23)	0,0000178 (3)	0,00000352 (6)	0,000838 (12)
γ _{21,1} (Te)	2098,894 (9)	0,0471 (33)					
γ _{22,1} (Te)	2108,284 (21)	0,0444 (23)					
γ _{23,1} (Te)	2172,342 (17)	0,0029 (16)					
γ _{8,0} (Te)	2182,39 (3)	0,04147 (31)					
γ _{27,1} (Te)	2283,64 (6)	0,0059 (5)	E1+M2	0,00033 (21)	0,000040 (25)	0,000008 (5)	0,00091 (5)
γ _{10,0} (Te)	2293,712 (4)	0,0327 (41)					
γ _{11,0} (Te)	2323,41 (3)	0,0025 (6)					
γ _{13,0} (Te)	2454,96 (7)	0,00160 (12)	E2	0,000219 (3)	0,0000259 (4)	0,00000513 (8)	0,000768 (11)
γ _{19,0} (Te)	2682,50 (15)	0,00176 (6)					
γ _{20,0} (Te)	2693,679 (10)	0,0032 (14)					
γ _{24,0} (Te)	2807,55 (24)	0,0012 (5)	E2	0,0001730 (25)	0,0000204 (3)	0,00000404 (6)	0,000878 (13)

3 Atomic Data

3.1 Te

ω _K	:	0,875	(4)
ω̄ _L	:	0,0862	(35)
n _{KL}	:	0,917	(4)

3.1.1 X Radiations

	Energy keV	Relative probability
X _K		
Kα ₂	27,202	53,7
Kα ₁	27,4726	100
Kβ ₃	30,9446	}
Kβ ₁	30,996	}
Kβ'' ₅	31,236	}
		28,6

	Energy keV	Relative probability
X _L	Kβ ₂	31,7008 } 6,2
	Kβ ₄	31,774 } }
	KO _{2,3}	31,812 } }
	Lℓ	3,3348
	Lα	3,7595 – 3,7697
	Lη	3,6052
	Lβ	4,0299 – 4,3661
	Lγ	4,4448 – 4,8228

3.1.2 Auger Electrons

	Energy keV	Relative probability
Auger K		
KLL	21,804 – 22,989	100
KLX	25,814 – 27,470	45,3
KXY	29,80 – 31,81	5,13
Auger L	2,3 – 4,9	

4 Electron Emissions

	Energy keV	Electrons per 100 disint.
e _{AL}	(Te) 2,3 - 4,9	0,4829 (26)
e _{AK}	(Te)	0,0628 (22)
	KLL 21,804 - 22,989	}
	KLX 25,814 - 27,470	}
	KXY 29,80 - 31,81	}
ec _{1,0} K	(Te) 570,9140 (21)	0,411 (6)
ec _{1,0} L	(Te) 597,7886 - 598,3864	0,0553 (8)
ec _{1,0} M	(Te) 601,7220 - 602,1557	0,01107 (16)
ec _{2,1} K	(Te) 614,0404 (37)	0,02605 (37)
ec _{3,1} K	(Te) 690,9704 (37)	0,02902 (43)
ec _{10,1} K	(Te) 1659,1704 (45)	0,01011 (19)

		Energy keV		Electrons per 100 disint.
$\beta_{0,27}^-$	max:	17,9	(15)	0,0059 (5)
$\beta_{0,27}^-$	avg:	4,5	(4)	
$\beta_{0,26}^-$	max:	38,6	(15)	0,054 (9)
$\beta_{0,26}^-$	avg:	9,8	(4)	
$\beta_{0,25}^-$	max:	89,7	(15)	0,0207 (12)
$\beta_{0,25}^-$	avg:	23,4	(4)	
$\beta_{0,24}^-$	max:	96,8	(15)	0,0012 (5)
$\beta_{0,24}^-$	avg:	25,3	(4)	
$\beta_{0,23}^-$	max:	129,2	(15)	0,653 (6)
$\beta_{0,23}^-$	avg:	34,4	(4)	
$\beta_{0,22}^-$	max:	193,3	(15)	0,106 (6)
$\beta_{0,22}^-$	avg:	52,9	(5)	
$\beta_{0,21}^-$	max:	202,7	(15)	0,571 (25)
$\beta_{0,21}^-$	avg:	55,7	(5)	
$\beta_{0,20}^-$	max:	210,6	(15)	8,663 (27)
$\beta_{0,20}^-$	avg:	58,0	(5)	
$\beta_{0,19}^-$	max:	221,8	(15)	0,0242 (22)
$\beta_{0,19}^-$	avg:	61,5	(5)	
$\beta_{0,18}^-$	max:	285,2	(15)	0,0098 (8)
$\beta_{0,18}^-$	avg:	81,0	(5)	
$\beta_{0,17}^-$	max:	354,6	(15)	0,0364 (22)
$\beta_{0,17}^-$	avg:	103,6	(5)	
$\beta_{0,16}^-$	max:	382,8	(15)	0,0529 (5)
$\beta_{0,16}^-$	avg:	113,0	(5)	
$\beta_{0,15}^-$	max:	392,3	(15)	0,0422 (19)
$\beta_{0,15}^-$	avg:	116,0	(5)	
$\beta_{0,14}^-$	max:	421,0	(15)	0,332 (10)
$\beta_{0,14}^-$	avg:	126,0	(5)	
$\beta_{0,13}^-$	max:	449,3	(15)	0,0050 (26)
$\beta_{0,13}^-$	avg:	135,8	(6)	
$\beta_{0,11}^-$	max:	580,9	(15)	0,0686 (14)
$\beta_{0,11}^-$	avg:	182,8	(6)	
$\beta_{0,10}^-$	max:	610,6	(15)	51,21 (19)
$\beta_{0,10}^-$	avg:	193,8	(6)	
$\beta_{0,9}^-$	max:	679,5	(15)	0,0967 (34)
$\beta_{0,9}^-$	avg:	219,5	(6)	
$\beta_{0,8}^-$	max:	721,9	(15)	0,47 (30)
$\beta_{0,8}^-$	avg:	236,0	(6)	
$\beta_{0,7}^-$	max:	812,6	(15)	0,688 (38)
$\beta_{0,7}^-$	avg:	271,0	(6)	
$\beta_{0,6}^-$	max:	865,0	(15)	4,143 (18)
$\beta_{0,6}^-$	avg:	292	(1)	

		Energy keV		Electrons per 100 disint.
$\beta_{0,5}^-$	max:	946,4	(15)	2,295 (7)
$\beta_{0,5}^-$	avg:	324	(1)	
$\beta_{0,4}^-$	max:	1247,7	(15)	0,0053 (10)
$\beta_{0,4}^-$	avg:	450	(1)	
$\beta_{0,3}^-$	max:	1578,8	(15)	4,815 (29)
$\beta_{0,3}^-$	avg:	593	(1)	
$\beta_{0,2}^-$	max:	1655,7	(15)	2,472 (33)
$\beta_{0,2}^-$	avg:	627	(1)	
$\beta_{0,1}^-$	max:	2301,6	(15)	23,44 (28)
$\beta_{0,1}^-$	avg:	918	(1)	

5 Photon Emissions

5.1 X-Ray Emissions

		Energy keV		Photons per 100 disint.	
XL	(Te)	3,3348 — 4,8228		0,0449 (9)	
XK α_2	(Te)	27,202		0,1252 (18)	} K α
XK α_1	(Te)	27,4726		0,233 (3)	
XK β_3	(Te)	30,9446	}	0,0667 (12)	K' β_1
XK β_1	(Te)	30,996	}		
XK β_5''	(Te)	31,236	}		
XK β_2	(Te)	31,7008	}	0,0145 (5)	K' β_2
XK β_4	(Te)	31,774	}		
XKO $_{2,3}$	(Te)	31,812	}		

5.2 Gamma Emissions

	Energy keV	Photons per 100 disint.
$\gamma_{14,12}(\text{Te})$	148,02 (5)	0,0037 (6)
$\gamma_{(-1,1)}(\text{Te})$	159,867 (35)	0,0049 (6)
$\gamma_{14,10}(\text{Te})$	189,57 (2)	0,0043 (5)
$\gamma_{20,14}(\text{Te})$	210,40 (2)	0,0053 (7)
$\gamma_{10,6}(\text{Te})$	254,42 (1)	0,0142 (9)
$\gamma_{23,14}(\text{Te})$	291,79 (3)	0,0069 (7)

	Energy keV	Photons per 100 disint.
$\gamma_{10,5}(\text{Te})$	335,80 (2)	0,0725 (9)
$\gamma_{20,11}(\text{Te})$	370,27 (3)	0,0286 (11)
$\gamma_{20,10}(\text{Te})$	399,97 (1)	0,1264 (31)
$\gamma_{14,6}(\text{Te})$	444,00 (2)	0,195 (16)
$\gamma_{20,9}(\text{Te})$	468,84 (3)	0,0459 (26)
$\gamma_{23,10}(\text{Te})$	481,36 (2)	0,0232 (31)
$\gamma_{14,5}(\text{Te})$	525,36 (3)	0,1451 (35)
$\gamma_{26,12}(\text{Te})$	530,46 (7)	0,036 (9)
$\gamma_{26,10}(\text{Te})$	572,01 (5)	0,0176 (8)
$\gamma_{1,0}(\text{Te})$	602,7260 (23)	97,775 (20)
$\gamma_{5,3}(\text{Te})$	632,40 (2)	0,1029 (21)
$\gamma_{2,1}(\text{Te})$	645,8520 (19)	7,422 (15)
$\gamma_{21,6}(\text{Te})$	662,33 (1)	0,024 (11)
$\gamma_{5,2}(\text{Te})$	709,33 (2)	1,363 (5)
$\gamma_{6,3}(\text{Te})$	713,776 (4)	2,273 (7)
$\gamma_{3,1}(\text{Te})$	722,782 (3)	10,708 (22)
$\gamma_{23,6}(\text{Te})$	735,78 (2)	0,1312 (16)
$\gamma_{7,3}(\text{Te})$	766,17 (2)	0,0103 (9)
$\gamma_{25,6}(\text{Te})$	775,27 (7)	0,0098 (4)
$\gamma_{6,2}(\text{Te})$	790,706 (7)	0,7415 (24)
$\gamma_{23,5}(\text{Te})$	817,15 (3)	0,0744 (12)
$\gamma_{8,3}(\text{Te})$	856,87 (3)	0,0227 (5)
$\gamma_{9,3}(\text{Te})$	899,32 (3)	0,0179 (7)
$\gamma_{10,3}(\text{Te})$	968,195 (4)	1,887 (10)
$\gamma_{9,2}(\text{Te})$	976,25 (3)	0,0832 (7)
$\gamma_{(-1,2)}(\text{Te})$	997,8 (3)	0,0033 (23)
$\gamma_{10,2}(\text{Te})$	1045,125 (4)	1,852 (14)
$\gamma_{4,1}(\text{Te})$	1053,9 (3)	0,0053 (10)
$\gamma_{12,2}(\text{Te})$	1086,67 (5)	0,0367 (9)
$\gamma_{(-1,3)}(\text{Te})$	1235 (1)	0,0073 (26)
$\gamma_{15,2}(\text{Te})$	1263,45 (7)	0,0422 (19)
$\gamma_{17,2}(\text{Te})$	1301,14 (9)	0,0364 (22)
$\gamma_{3,0}(\text{Te})$	1325,504 (4)	1,587 (7)
$\gamma_{5,1}(\text{Te})$	1355,20 (2)	1,0412 (38)
$\gamma_{20,3}(\text{Te})$	1368,157 (5)	2,620 (8)
$\gamma_{21,3}(\text{Te})$	1376,10 (1)	0,4999 (43)
$\gamma_{22,3}(\text{Te})$	1385,49 (2)	0,062 (6)
$\gamma_{6,1}(\text{Te})$	1436,554 (7)	1,234 (8)
$\gamma_{20,2}(\text{Te})$	1445,09 (1)	0,334 (7)
$\gamma_{7,1}(\text{Te})$	1488,94 (2)	0,6770 (37)
$\gamma_{23,2}(\text{Te})$	1526,48 (2)	0,414 (5)
$\gamma_{25,2}(\text{Te})$	1565,97 (7)	0,0109 (12)
$\gamma_{8,1}(\text{Te})$	1579,65 (3)	0,412 (5)
$\gamma_{9,1}(\text{Te})$	1622,10 (3)	0,0416 (19)
$\gamma_{10,1}(\text{Te})$	1690,971 (4)	47,46 (19)
$\gamma_{11,1}(\text{Te})$	1720,67 (3)	0,0946 (6)
$\gamma_{13,1}(\text{Te})$	1852,22 (7)	0,0030 (9)

	Energy keV	Photons per 100 disint.
$\gamma_{16,1}(\text{Te})$	1918,74 (6)	0,0529 (5)
$\gamma_{18,1}(\text{Te})$	2016,34 (6)	0,0098 (8)
$\gamma_{6,0}(\text{Te})$	2039,27 (1)	0,0631 (5)
$\gamma_{19,1}(\text{Te})$	2079,75 (13)	0,0224 (22)
$\gamma_{20,1}(\text{Te})$	2090,930 (7)	5,493 (24)
$\gamma_{21,1}(\text{Te})$	2098,88 (1)	0,0471 (33)
$\gamma_{22,1}(\text{Te})$	2108,27 (2)	0,0444 (23)
$\gamma_{23,1}(\text{Te})$	2172,32 (2)	0,0029 (16)
$\gamma_{8,0}(\text{Te})$	2182,37 (3)	0,04147 (31)
$\gamma_{27,1}(\text{Te})$	2283,62 (6)	0,0059 (5)
$\gamma_{10,0}(\text{Te})$	2293,69 (1)	0,0327 (41)
$\gamma_{11,0}(\text{Te})$	2323,39 (3)	0,0025 (6)
$\gamma_{13,0}(\text{Te})$	2454,93 (7)	0,00160 (12)
$\gamma_{19,0}(\text{Te})$	2682,47 (13)	0,00176 (6)
$\gamma_{20,0}(\text{Te})$	2693,65 (1)	0,0032 (14)
$\gamma_{24,0}(\text{Te})$	2807,52 (24)	0,0012 (5)

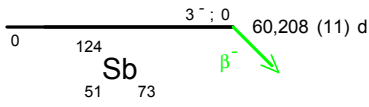
6 Main Production Modes

$$\left\{ \begin{array}{l} \text{Sb} - 123(n,\gamma)\text{Sb} - 124 \quad \sigma : 3,88 (12) \text{ barns} \\ \text{Possible impurities : Sb} - 122 \end{array} \right.$$

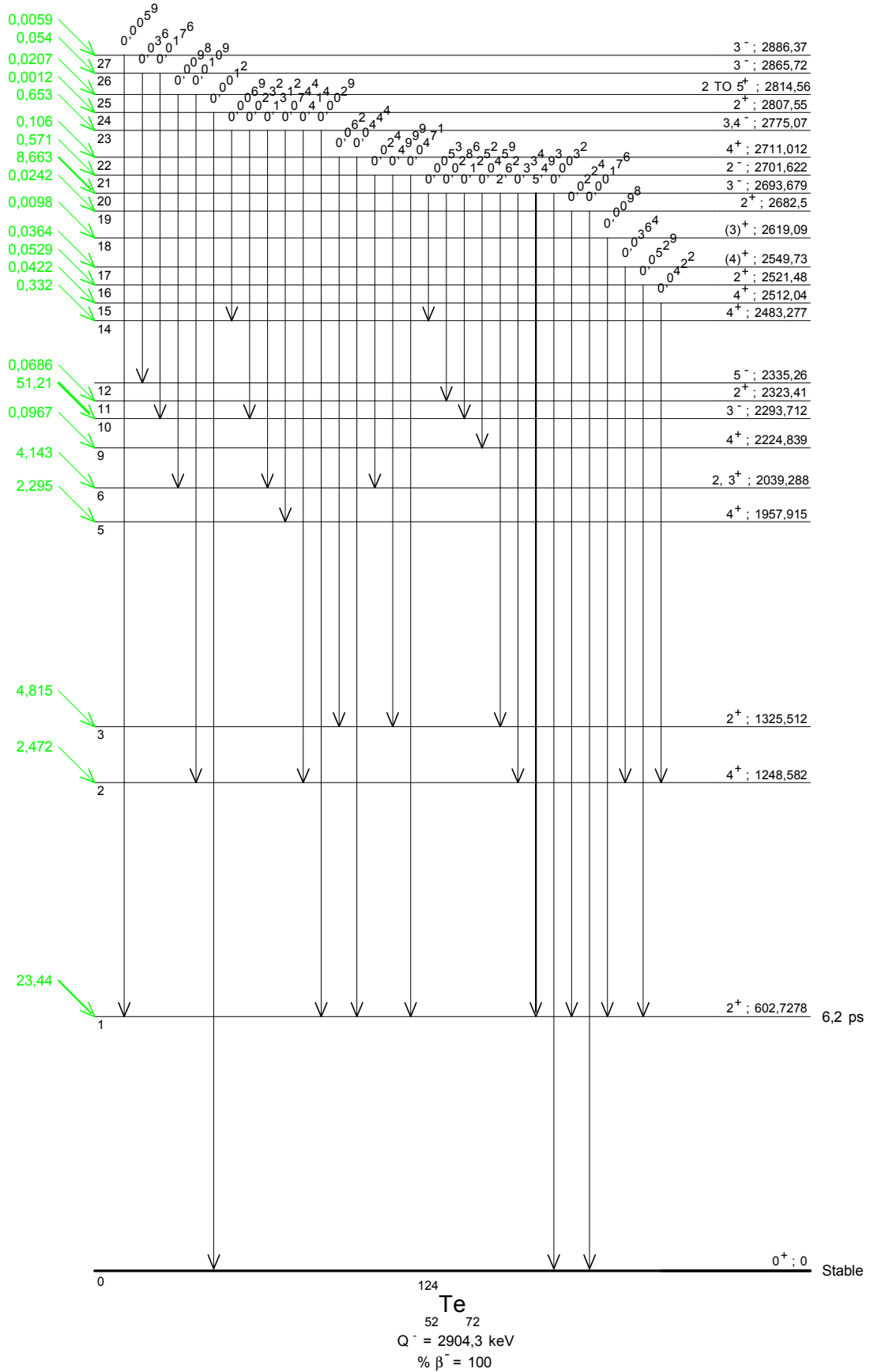
7 References

- L.M. LANGER, N.H.LAZAR, R.J.D.MOFFAT. Phys. Rev. 91 (1953) 338
(Beta emission probabilities)
- J.MOREAU. Comp. Rend. Acad. Sci. (Paris) 239 (1954) 800
(Beta emission probabilities)
- T.AZUMA. J. Phys. Soc. Jpn 10 (1955) 167
(Beta emission probabilities)
- A.V.ZOLOTAVIN, E.P.GRIGORIEV, M.A.ABROVIAN. Izvest.Akad.Nauk SSSR, Ser.Fiz. 20 (1956) 289
(Columbia Tech.Transl. 20, 271 (1957))
- R.L.MACKLIN. Nucl. Instrum. Methods 1 (1957) 335
(Half-life)
- A.V.ZOLOTAVIN, E.P.GRIGORIEV, M.A.ABROVIAN. Izvest.Akad.Nauk SSSR, Ser.Fiz. 20, 289 (1956); Columbia
Tech.Transl. 20 (1957) 271
(Beta emission probabilities)
- C.H.JOHNSON, A.GALONSKY, J.P.ULRICH. Phys. Rev. 109 (1958) 1243
(Half-life)
- J.P.CALI, L.F.LOWE. Nucleonics 17, 10 (1959) 86
(Half-life)
- S.T.HSUE, L.M.LANGER, S.M.TANG, D.A.ZOLLMAN. Nucl. Phys. 73 (1965) 379
(Beta emission probabilities)
- D.M.FLEMING, I.T. MYERS. Int. J. Appl. Radiat. Isotop. 17 (1966) 251
(Half-life)
- P.H. STELSON. Phys. Rev. 157 (1967) 1098
(ICC)
- E.P.GRIGORIEV, A.V. ZOLOTAVIN, V.O. SERGEEV, M.I. SOVTSOV. Izv. Akad. Nauk SSSR. Ser. Fiz.
32 (1968) 733
(K-Conv. Elec. emission probabilities)
- S.A.REYNOLDS, J.F.EMERY, E.I.WYATT. Nucl. Sci. Eng. 32 (1968) 46
(Half-life)

- E.P.GRIGORIEV, A.V. ZOLOTAVIN, V.O. SERGEEV, M.I. SOVTSOV. Bull. Ac. Sci. USSR. Phys. Ser. 32 (1968) 711
(K-Conv. Elec. emission probabilities)
- R.C.RAGAINI, W.B. WALTERS, R.A. MEYER. Phys. Rev. 187 (1969) 1721
(K ICC Mixing Ratio)
- R.A. MEYER, W.B. WALTERS, R.C. RAGAINI. Nucl. Phys. A127 (1969) 595
(Gamma-ray emission probabilities Spin and Parity Gamma-ray energies)
- J.R.SITES, W.A. STEYERT. Nucl. Phys. A156 (1970) 19
(Mixing Ratio)
- Z.W.GRABOWSKI, K.S.KRANE, R.M.STEFFEN. Phys. Rev. C3 (1971) 1649
(Mixing Ratio)
- K.R.BAKER, J.H.HAMILTON, A.V.RAMAYYA, G.HIGHLAND. Nucl. Phys. A186 (1972) 493
(Mixing Ratio)
- R.L.HEATH. Report ANCR-1000-2 (1974)
(Gamma-ray energies Gamma-ray emission probabilities)
- J.R.JOHNSON, K.C. MANN. Can. J. Phys. 52 (1974) 406
(Gamma-ray emission probabilities K-Conv. Elec. emission probabilities)
- A.K.SHARMA, R.KAUR, H.R. VERNA, K.K. SURI, P.N. TREHAN. J. Phys. Soc. Jap. 46 (1979) 1057
(Gamma-ray emission probabilities)
- S.J.ROBINSON, W.D.HAMILTON, D.M.SNELLING. J. Phys. (London) G9 (1983) 921
(Mixing ratio)
- Y.IWATA, M.YASUHARA, K.MAEDA, Y.YOSHIZAWA. Nucl. Instrum. Methods 219 (1984) 123
(Gamma-ray emission probabilities)
- YOU JIANMING, LIU YUNZUO, HU DAILING. Z. Physik A331 (1988) 391
(Gamma-ray emission probabilities)
- R.A. MEYER. Fizika (Zagreb) 22 (1990) 153
(Gamma-ray emission probabilities)
- S.SUBRAHMANYESWARA RAO, K.BHASKARA RAO, V.SESHAGIRI RAO, H.C.PADHI. Nuovo Cim. 103A (1990) 803
(ICC)
- J.GOSWAMY, B.CHAND, D.MEHTA, N.SINGH, P.N.TREHA. Appl. Rad. Isotopes 44 (1993) 541
(Gamma-ray emission probabilities)
- E. SCHÖNFELD, H. JANSSEN. Nucl. Instrum. Meth. Phys. Res. A369 (1996) 527
(Atomic data)
- I.A.KHARITONOV, T.E.SAZONOVA, S.V.SEPMAN, T.I.SHILNIKOVA, A.V.ZANEVSKY. Appl. Rad. Isotopes 52 (2000) 415
(Half-life)
- R.G. HELMER, C. VAN DER LEUN. Nucl. Instrum. Methods Phys. Res. A450 (2000) 35
(Gamma energy)
- C.DOLL, H.LEHMANN, H.G.BORNER, T.VON EGIDY. Nucl. Phys. A672 (2000) 3
(Nuclear structure)
- I.M.BAND, M.B.TRZHASKOVSKAYA. At. Data. Nucl. Data Tables 88,1 (2002)
(Theoretical ICC)
- G. AUDI, A.H.WAPSTRA, C. THIBAUT. Nucl. Phys. A729 (2003) 337-676
(Q value)
- A.PATIL, D.SANTHOSH, K.V.SAI, M.SAINATH, K.VENKATARAMANIAH. Appl. Rad. Isotopes 64 (2006) 693
(Gamma-ray emission probabilities)
- T.KIBÉDI, T.W.BURROWS, M.B.TRZHASKOVSKAYA, P.M.DAVIDSON, C.W.NESTOR, JR.. Nucl. Instrum. Methods Phys. Res. A589 (2008) 202
(ICC)

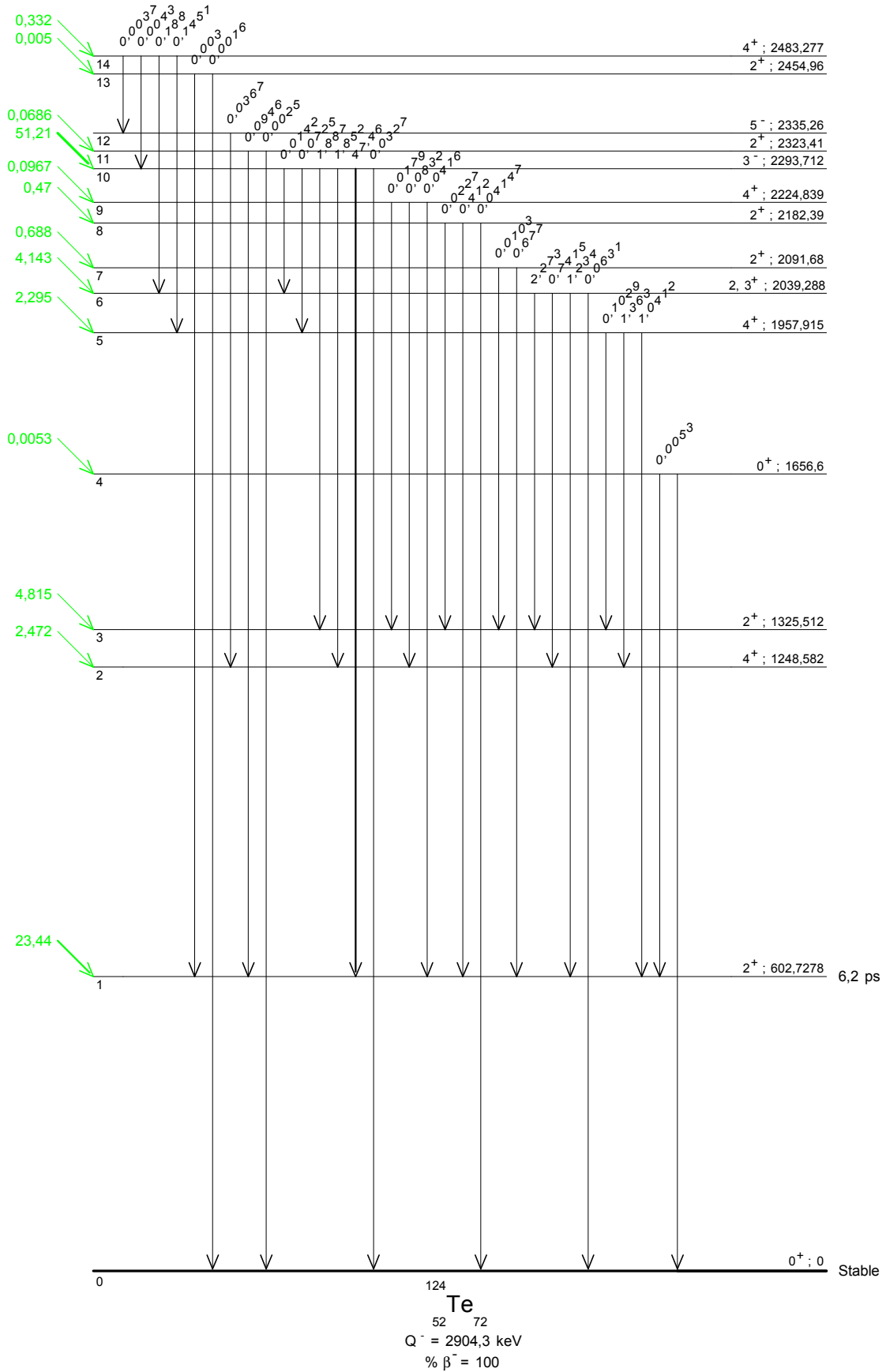


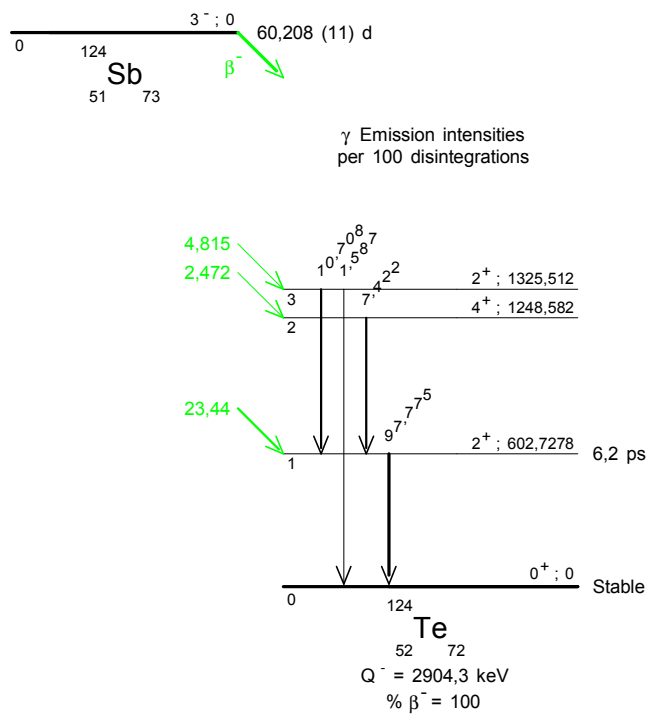
γ Emission intensities per 100 disintegrations



0 ¹²⁴Sb _{51 73} 3⁻; 0 60,208 (11) d β⁻

γ Emission intensities per 100 disintegrations







1 Decay Scheme

Le bismuth 207 se désintègre par capture électronique vers le plomb 207. Une faible transition par émission bêta plus a été mise en évidence.

Bi-207 disintegrates by electron capture to Pb-207. A weak transition by positron emission has been reported.

2 Nuclear Data

$$T_{1/2}({}^{207}\text{Bi}) : 32,9 \quad (14) \quad \text{a}$$

$$Q^+({}^{207}\text{Bi}) : 2397,5 \quad (21) \quad \text{keV}$$

2.1 Electron Capture Transitions

	Energy keV	Probability × 100	Nature	lg <i>ft</i>	P_K	P_L	P_{M+}
$\epsilon_{0,4}$	57,6 (21)	7,03 (23)	Allowed	8,3		0,651 (6)	0,349 (6)
$\epsilon_{0,3}$	764,1 (21)	84,1 (6)	Unique 1st Forbidden	10,58	0,733 (7)	0,199 (4)	0,069 (1)
$\epsilon_{0,1}$	1827,8 (21)	8,8 (6)	2nd Forbidden	12,1	0,797 (8)	0,150 (3)	0,049 (1)

2.2 β^+ Transitions

	Energy keV	Probability × 100	Nature	lg <i>ft</i>
$\beta_{0,1}^+$	805,8 (21)	0,012 (2)	2nd Forbidden	12,6

2.3 Gamma Transitions and Internal Conversion Coefficients

	Energy keV	$P_{\gamma+ce}$ $\times 100$	Multipolarity	α_K (10^{-2})	α_L (10^{-2})	α_M (10^{-2})	α_T (10^{-2})
$\gamma_{2,1}(\text{Pb})$	328,11 (10)	0,0044 (35)	[M1]				
$\gamma_{1,0}(\text{Pb})$	569,699 (2)	99,87 (4)	E2	1,583 (23)	0,439 (7)	0,1081 (16)	2,16 (3)
$\gamma_{2,0}(\text{Pb})$	897,8 (1)	0,1313 (48)	M1+8,3%E2	1,82 (8)	0,304 (12)	0,071 (3)	2,22 (9)
$\gamma_{3,1}(\text{Pb})$	1063,659 (3)	84,11 (31)	M4+0,01%E5	9,53 (23)	2,47 (7)	0,591 (33)	12,78 (24)
$\gamma_{4,2}(\text{Pb})$	1442,2 (2)	0,1319 (22)	E2	0,271 (4)	0,0468 (7)	0,01098 (16)	0,337 (5)
$\gamma_{4,1}(\text{Pb})$	1770,236 (9)	6,901 (26)	M1+0,0025%E2	0,342 (5)	0,0556 (8)	0,01292 (19)	0,442 (7)

3 Atomic Data

3.1 Pb

ω_K	:	0,963	(4)
$\bar{\omega}_L$:	0,379	(15)
$\bar{\omega}_M$:	0,0346	
n_{KL}	:	0,811	(5)
\bar{n}_{LM}	:	1,294	

3.1.1 X Radiations

	Energy keV	Relative probability		
X_K	$K\alpha_2$	72,8049	59,5	
	$K\alpha_1$	74,97	100	
	$K\beta_3$	84,451	}	
	$K\beta_1$	84,937	}	
	$K\beta_5''$	85,47	}	34,2
	$K\beta_2$	87,238	}	
	$K\beta_4$	87,58	}	10,3
	$KO_{2,3}$	87,911	}	
	X_L	$L\ell$	9,18	
$L\alpha$		10,4496 – 10,5516		
$L\eta$		11,3494		
$L\beta$		12,143 – 13,015		
$L\gamma$		15,101 – 15,84		

3.1.2 Auger Electrons

	Energy keV	Relative probability
Auger K		
KLL	56,028 – 61,669	100
KLX	68,181 – 74,969	55,8
KXY	80,3 – 88,0	7,78
Auger L	5,2 – 15,7	

4 Electron Emissions

		Energy keV	Electrons per 100 disint.
e _{AL}	(Pb)	5,2 - 15,7	54,8 (7)
e _{AK}	(Pb)		2,9 (4)
	KLL	56,028 - 61,669	}
	KLX	68,181 - 74,969	}
	KXY	80,3 - 88,0	}
ec _{1,0} T	(Pb)	481,694 - 569,680	2,112 (29)
ec _{1,0} K	(Pb)	481,694 (2)	1,548 (22)
ec _{1,0} L	(Pb)	553,838 - 556,664	0,429 (7)
ec _{1,0} M	(Pb)	565,848 - 567,215	0,1057 (16)
ec _{3,1} T	(Pb)	975,655 - 1063,640	9,53 (18)
ec _{3,1} K	(Pb)	975,655 (3)	7,11 (17)
ec _{3,1} L	(Pb)	1047,798 - 1050,624	1,84 (5)
ec _{3,1} M	(Pb)	1059,808 - 1061,175	0,441 (25)
ec _{3,1} N	(Pb)	1062,765 - 1063,523	0,1193 (30)
$\beta_{0,1}^+$	max:	805,8 (21)	0,012 (2)
$\beta_{0,1}^+$	avg:	383,4 (9)	

5 Photon Emissions

5.1 X-Ray Emissions

		Energy keV	Photons per 100 disint.	
XL	(Pb)	9,18 — 15,84	32,9 (6)	
XK α_2	(Pb)	72,8049	21,75 (30)	} K α
XK α_1	(Pb)	74,97	36,6 (5)	
XK β_3	(Pb)	84,451	}	K' β_1
XK β_1	(Pb)	84,937	}	
XK β_5''	(Pb)	85,47	}	
XK β_2	(Pb)	87,238	}	
XK β_4	(Pb)	87,58	}	K' β_2
XKO _{2,3}	(Pb)	87,911	}	

5.2 Gamma Emissions

	Energy keV	Photons per 100 disint.	
$\gamma_{2,1}$ (Pb)	328,11 (10)	0,0044 (35)	
γ^\pm	511	0,024 (4)	
$\gamma_{1,0}$ (Pb)	569,698 (2)	97,76 (3)	
$\gamma_{2,0}$ (Pb)	897,8 (1)	0,1284 (47)	
$\gamma_{3,1}$ (Pb)	1063,656 (3)	74,58 (22)	
$\gamma_{4,2}$ (Pb)	1442,2 (2)	0,1315 (22)	
$\gamma_{4,1}$ (Pb)	1770,228 (9)	6,871 (26)	

6 Main Production Modes

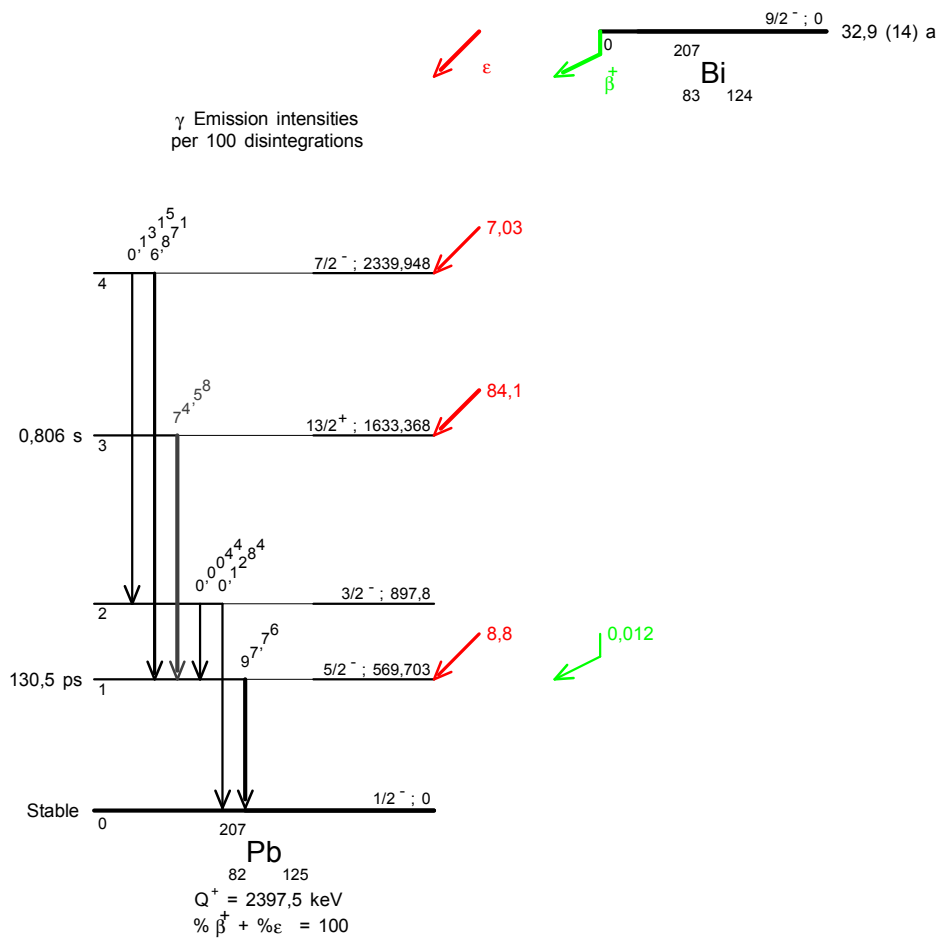
Pb – 206(d,n)Bi – 207
 Pb – 207(d,2n)Bi – 207
 Pb – 208(d,3n)Bi – 207

7 References

- R.A.RICCI. Physica 23 (1957) 693
(ICC, not used)
- G.HARBOTTLE. J. Inorg. Nucl. Chem. 12 (1959) 6
(Half-life)
- J.SOSNIAK, R.E.BELL. Can. J. Phys. 37,1 (1959) 1
(Half-life)
- E.H.APPELMAN. Phys. Rev. 121,1 (1961)
(Half-life)

- A DE BEER, H.P.BLOK, J.BLOK. Physica 30 (1964) 1938
(Electron Capture Coefficients)
- P.KLEINHEINZ, R.VUKANOVIC, L.SAMUELSSON, D.KRMPOTIC, H.LINDSTRÖM, K.SIEGBAHN. Nucl. Phys. A93 (1967) 63
(ICC)
- D.P.DONNELLY, H.W.BAER, J.J.REIDY, M.L.WIEDENBECK. Nucl. Instrum. Methods 57 (1967) 219
(Gamma emission probabilities)
- S.K.SEN, S.I.H.RIZVI. Nucl. Instrum. Methods 57 (1967) 227
(ICC)
- B.VAN NOOIJEN, H.VAN KRUGTEN. Phys. Lett. 25 B,8 (1967) 510
(ICC)
- E.BALDINGER, E.HALLER. Helv. Phys. Acta 40 (1967) 800
(ICC)
- J.A.BEARDEN. Rev. Mod. Phys. 39,1 (1967) 78
(X-Rays energies)
- S.I.H.RIZVI, S.K.SEN. B.A.P.S. 12 (1967) 715
(ICC, not used)
- V.ANDERSEN, C.J.CHRISTENSEN. Nucl. Phys. A113 (1968) 81
(ICC)
- V.ANDERSEN. Riso Report 195 (1969)
(ICC)
- G.HEDIN, A.BÄCKLIN. Ark. Fysik 38 (1969) 593
(ICC, Gamma emission probabilities)
- E.BALDINGER, E.HALLER. Helv. Phys. Acta 42 (1969) 949
(ICC)
- P.VENUGOPALA RAO, R.E.WOOD, J.M.PALMS, R.W.FINK. Phys. Rev 178,4 (1969) 1997
(Gamma emission probabilities)
- G.AUBIN, J.BARRETTE, M.BARRETTE, S.MONARO. Nucl. Instrum. Methods 76 (1969) 93
(Gamma emission probabilities, not used)
- B.AHLESTEN, A.BACKLIN. Report NP-18288(LF-26) (1970)
(K ICC (897 keV))
- C.J.ALLAN. Can. J. Phys. 49,2 (1971) 157
(ICC)
- J.S.HANSEN, J.C.MCGEORGE, R.W.FINK, R.E.WOOD, P.VENUGOPALA RAO, J.M.PALMS. Z. Phys. 249 (1972) 373
(K fluorescence yield, not used)
- D.C.ROBINSON, J.M.FREEMAN. Nucl. Phys. A181 (1972) 645
(Gamma emission probabilities)
- T.RUPNIK. Phys. Rev. C6,4 (1972) 1433
(Half-life, Beta plus emission probability)
- D.W.NIX, J.C.MCGEORGE, R.W.FINK. Phys. Lett. 46A,3 (1973) 205
(X-Ray emissions, not used)
- J.B.WILLET, G.T.EMERY. Ann. Phys. 78 (1973) 496
(Gamma emission probabilities)
- F.T.AVIGNONE. Nucl. Instrum. Methods 116 (1974) 521
(ICC)
- P.MUKHERJEE, B.K.DASMAHAPATRA. J. Phys. A7,16 (1974) 2008
(ICC)
- L.J.JARDINE. Phys. Rev. C 11,4 (1975) 1385
(Gamma emission probabilities)
- M.YANOKURA, H.KUDO, H.NAKAHARA, K.MIYANO, S.OHYA, O.NITOH. Nucl. Phys. A299 (1978) 92
(Half-life)
- G.P.SINGH, R.K.MISHRA, A.K.SINGH, A.KUMAR. Czech. J. Phys. B29 (1979) 870
(Gamma emission probabilities)
- Y.YOSHIKAWA, Y.IWATA, T.KAKU, T.KATOH, J.Z.RUAN, T.KOJIMA, Y.KAWADA. Nucl. Instrum. Methods 174 (1980) 109
(Gamma emission probabilities)
- M.TAN, R.A.BRAGA, R.W.FINK. Nucl. Phys. A388 (1982) 498
(Electron Capture Coefficients)

- W.BAMBYNEK. X-84 Proc. X-Ray and Inner-Shell Processes in Atoms, Molecules and Solids, A. Meisel Ed., Leipzig Aug. 20-23 (1984)
(K fluorescence yield)
- A.M.MANDAL, A.P.PATRO. J. Phys. G11 (1985) 1025
(Electron Capture Coefficients, not used)
- Y.FUJITA, M.IMAMURA, K.OMATA, Y.ISOZUMI, S.OHYA. Nucl. Phys. A484 (1988) 77
(ICC)
- F.J.SCHIMA. IAEA-CRP GS/59 (1989)
(Gamma emission probabilities)
- K.DEBERTIN, U.SCHÖTZIG. IAEA-CRP GS/55 (1989)
(Gamma emission probabilities)
- D.E.ALBURGER, G.HARBOTTLE. Phys. Rev. C 41,5 (1990) 2320
(Half-life)
- R.G.HELMER. Int. J. Appl. Radiat. Isotop. 41 (1990) 791
(Gamma emission probabilities)
- TECDOC-619. IAEA. A-1400 Vienna (1991)
(X-Ray emission probabilities, not used)
- W.J.LIN, G.HARBOTTLE. J. Radioanal. Nucl. Chem. Letters 153,1 (1991) 51
(Half-life, Gamma emission probabilities)
- M.P.UNTERWEGGER, D.D.HOPPES, F.J.SCHIMA. Nucl. Instrum. Methods Phys. Res. A312 (1992) 349
(Half-life)
- LOGFT PROGRAM, ENSDF. BNL (1993)
(lg ft)
- J.H.HUBBELL, P.N.TREHAN, NIRMAL SINGH, B.CHAND, D. MEHTA, M.L. GARG, R.R. GARG, SURINDER SINGH, S.J. PURI. Phys. Chem. Ref. Data 23-2 (1994) 339
(M fluorescence yield)
- B.DASMAHAPATRA, A.MUKHERJEE. Phys. Rev. A51,5 (1995) 3546
(X-Ray emission probabilities, not used)
- E.SCHÖNFELD, H.JANSSEN. Nucl. Instrum. Methods Phys. Res. A369 (1996) 527
(L fluorescence yield)
- E.SCHÖNFELD. EMISSION program, PTB (1997)
(Auger and X-ray emission probabilities)
- R.G.HELMER, C.VAN DER LEUN. Nucl. Instrum. Methods Phys. Res. A450 (2000) 35
(Gamma energies)
- I.M. BAND, M.B. TRZHASKOVSKAYA, C.W. NESTOR, P.O. TIKKANEN, S. RAMAN. Atom. Data and Nucl. Data Tables 91 (2002) 1
(Theoretical internal conversion coefficients)
- M. P. UNTERWEGGER. Appl. Rad. Isotopes 56 (2002) 125
(Half-life)
- G.AUDI, A.H.WAPSTRA, C.THIBAUT. Nucl. Phys. A729 (2003) 129
(Q)
- T. KIBÉDI, T.W. BURROWS, M.B. TRZHASKOVSKAYA, P.M. DAVIDSON, C.W. NESTOR JR. Nucl. Instrum. Methods Phys. Res. A589 (2008) 202
(Theoretical ICC)





1 Decay Scheme

Bi-211 decays mainly (99.724 (4) %) by alpha-particle emission to the ground state (83.56 (23) %), and (16.16 (23) %) to the 351-keV state in Tl-207. Bi-211 also has a weak beta minus decay branch (0.276 (4) %) that populates the ground state in Po-211.

Le bismuth 211 se désintègre par émission alpha vers l'état fondamental (83,56 (23) %), et l'état excité de 351-keV (16,16 (23) %) du thalium 207. Le bismuth 211 a aussi une faible branche de désintégration bêta moins (0,276 (4) %) vers l'état fondamental du polonium 211.

2 Nuclear Data

$T_{1/2}(^{211}\text{Bi})$: 2,15	(2)	min
$T_{1/2}(^{211}\text{Po})$: 0,516	(3)	s
$T_{1/2}(^{207}\text{Tl})$: 4,77	(2)	min
$Q^\alpha(^{211}\text{Bi})$: 6750,33	(46)	keV
$Q^-(^{211}\text{Bi})$: 574	(5)	keV

2.1 α Transitions

	Energy keV	Probability $\times 100$	F
$\alpha_{0,1}$	6399,8 (9)	16,16 (23)	43
$\alpha_{0,0}$	6750,4 (6)	83,56 (23)	187

2.2 β^- Transitions

	Energy keV	Probability $\times 100$	Nature	lg ft
$\beta_{0,0}^-$	574 (5)	0,276 (4)	1st Forbidden	5,99

2.3 Gamma Transitions and Internal Conversion Coefficients

	Energy keV	$P_{\gamma+ce}$ $\times 100$	Multipolarity	α_K	α_L	α_M	α_T
$\gamma_{1,0}(Tl)$	351,03 (4)	16,16 (24)	M1+E2	0,199 (3)	0,0342 (5)	0,00801 (12)	0,243 (4)

3 Atomic Data**3.1 Tl**

ω_K	:	0,963	(4)
$\bar{\omega}_L$:	0,367	(15)
n_{KL}	:	0,812	(5)

3.1.1 X Radiations

	Energy keV	Relative probability	
X_K	$K\alpha_2$	70,8325	
	$K\alpha_1$	72,8725	
	$K\beta_3$	82,118	}
	$K\beta_1$	82,577	
	$K\beta_5''$	83,115	}
	$K\beta_2$	84,838	
	$K\beta_4$	85,134	}
	$KO_{2,3}$	85,444	
X_L	$L\ell$	8,9531	
	$L\alpha$	10,1718 – 10,2679	
	$L\eta$	10,9942	
	$L\beta$	11,8117 – 12,9566	
	$L\gamma$	13,8528 – 14,7362	

3.1.2 Auger Electrons

	Energy keV	Relative probability
Auger K		
KLL	54,587 – 59,954	100
KLX	66,37 – 72,86	55,4
KXY	78,12 – 85,50	7,67
Auger L	5,18 – 15,31	

4 α Emissions

	Energy keV	Probability $\times 100$
$\alpha_{0,1}$	6278,5 (9)	16,16 (23)
$\alpha_{0,0}$	6622,4 (6)	83,56 (23)

5 Electron Emissions

		Energy keV	Electrons per 100 disint.
e _{AL}	(Tl)	5,18 - 15,31	1,617 (21)
e _{AK}	(Tl)		0,096 (11)
	KLL	54,587 - 59,954	}
	KLX	66,37 - 72,86	}
	KXY	78,12 - 85,50	}
ec _{1,0} K	(Tl)	265,50 (4)	2,59 (5)
ec _{1,0} L	(Tl)	335,68 - 338,37	0,446 (9)
ec _{1,0} M	(Tl)	347,33 - 348,64	0,1044 (22)
$\beta_{0,0}^-$	max:	574 (5)	0,276 (4)
$\beta_{0,0}^-$	avg:	172,9 (18)	

6 Photon Emissions

6.1 X-Ray Emissions

		Energy keV	Photons per 100 disint.	
XL	(Tl)	8,9531 — 14,7362	0,929 (19)	
XK α_2	(Tl)	70,8325	0,726 (16)	} K α
XK α_1	(Tl)	72,8725	1,225 (27)	
XK β_3	(Tl)	82,118	}	} K' β_1
XK β_1	(Tl)	82,577	}	
XK β_5''	(Tl)	83,115	}	
XK β_2	(Tl)	84,838	}	} K' β_2
XK β_4	(Tl)	85,134	}	
XKO _{2,3}	(Tl)	85,444	}	

6.2 Gamma Emissions

	Energy keV	Photons per 100 disint.
$\gamma_{1,0}$ (Tl)	351,03 (4)	13,00 (19)

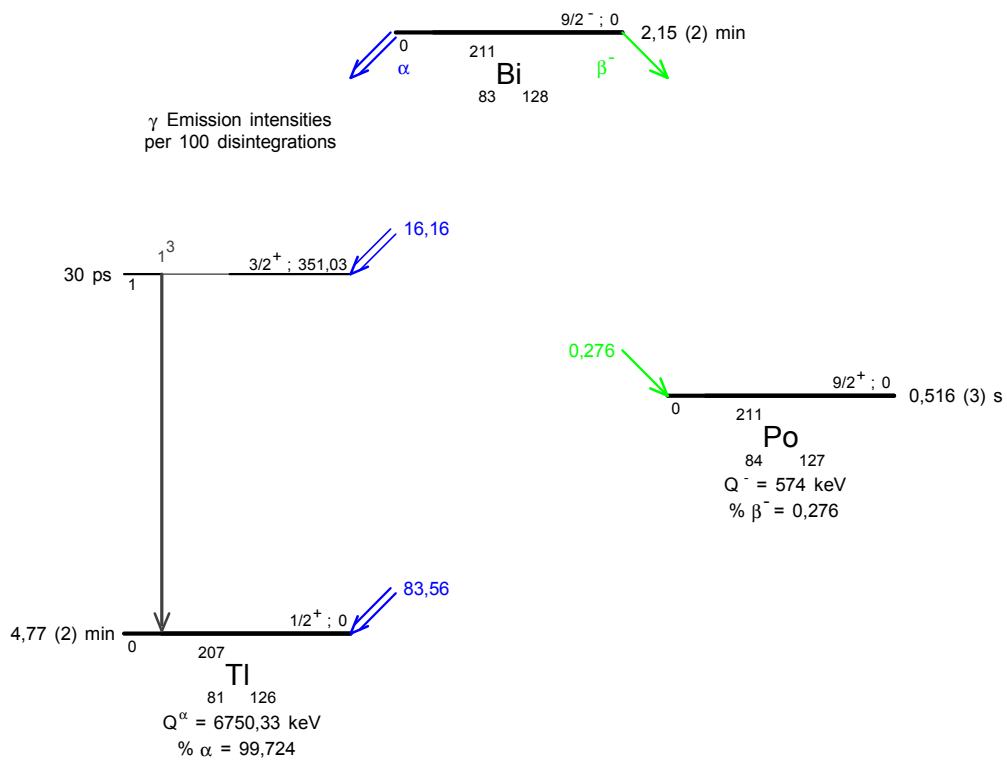
7 Main Production Modes

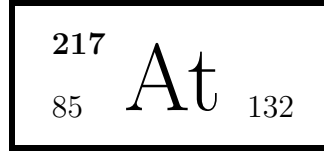
Pb – 211(β^-)Bi – 211

8 References

- M. CURIE, A. DEBIERNE, A.S. EVE, H. GEIGER, O. HAHN, S.C. LIND, ST. MEYER, E. RUTHERFORD, E. SCHWEIDLER. Rev. Mod. Phys. 3 (1931) 427
(Half-life)
- F.N. SPIESS. Phys. Rev. vol. 94, no.5 (1954) 1292
(Half-life)
- R.J.WALEN, V.NEDOVESOV, G.BASTIN-SCOFFIER. Nucl. Phys. 35 (1962) 232
(Alpha emission probabilities)
- M. GIANNINI, D.PROSPERI, S.SCIUTI. Nuovo Cim. 25 (1962) 1314
(Branching ratio of the alpha particles emission)
- M. NURMIA, D. GIESSING, W. SIEVERS, L. VARGA. Ann.Acad.Sci.Fennicae Ser.A VI, no. 167 (1965)
(Half-life, Branching ratio of the alpha particles emission)
- S.GORODETZKY, F.BECK, A.KNIPPER. Nucl. Phys. 82 (1966) 275
(Alpha emission probabilities, Multipolarities, Mixing ratio, K ICC)
- W.F.DAVIDSON, C.R.COTHERN, R.D.CONNOR. Can. J. Phys. 45 (1967) 2295
(Branching ratio of the alpha particles emission)

- C.BRIANCON, C.F.LEANG, R.WALEN. *Comp. Rend. Acad. Sci. (Paris)* 266 B (1968) 1533
(Gamma ray energies)
- VON H. MUNDSCHENK. *Radiochim. Acta* 14 (1970) 72
(Half-life)
- G.A. KOROLEV, A.A. VOROBYOV, Y.K. ZALITE. *Nucl. Instrum. Methods* 97 (1971) 323
(Half-life)
- B.GRENNBERG, A.RYTZ. *Metrologia* 7 (1971) 65
(Alpha emission energies)
- D.F. URQUHART. *AAEC Report TM 634* (1973)
(Gamma ray energies)
- V.M. VAKHTEL, T. VYLOV, V.M.GOROZHANKIN, N.A.GALOVKOV, B.S.DZHELEPOV, R.B.IVANOV, M.A.MIKHAILOVA, YU.V.NORSEEV, V.G.CHUMIN. *Conf. Dubna* (1975) 149
(Gamma ray energies)
- K.BLATON-ALBICKA, B.KOTLINSKA-FILIPEK, M.MATUL, K.STRYCNIEWICZ, M.NOWICKI, E.RUCHOWSKA-LUKASIAK. *Nukleonika* 21 (1976) 935
(Gamma ray energies)
- M.H. MOMENI. *Nucl. Instrum. Methods* 193 (1982) 185
(Gamma ray energies, Gamma-ray emission probabilities)
- M.M. HINDI, E.G.ADELBERGER, S.E.KELLOGG, T.MURAKAMI. *Phys. Rev. C* 38 (1988) 1370
(Gamma ray energies)
- J.T. ITURBE. *Nucl. Instrum. Methods Phys. Res. A* 274 (1989) 404
(Alpha emission energies)
- A. RYTZ. *At. Data Nucl. Data Tables* 47 (1991) 205
(Alpha emission energies, Alpha emission probabilities)
- P. SCHUURMANS, J.WOUTERS, P.DE MOOR, N.SEVERIJNS, W.VANDERPOORTEN, J.VANHAVERBEKE, L.VANNESTE. *Hyperfine Interactions* 75 (1992) 423
(Alpha emission energies)
- M.J. MARTIN. *Nucl. Data Sheets* 70 (1993) 315
(Spin and Parity, Level energies)
- G. AUDI, A.H. WAPSTRA, C. THIBAUT. *Nucl. Phys. A* 729 (2003) 337
(Q)
- E. BROWNE. *Nucl. Data Sheets* 103 (2004) 183
(Spin and Parity, Level energies)
- T. KIBÉDI, T. W. BURROWS, M. B. TRZHASKOVSKAYA, P. M. DAVIDSON, C. W. NESTOR. *Nucl. Instrum. Methods Phys. Res. A* 589 (2008) 202
(Theoretical ICC)





1 Decay Scheme

At-217 disintegrates 99,9933(24)% by alpha emission to levels in Bi-213 and 0,0067(24)% by beta minus emission to levels in Rn-217. The beta minus decay scheme of At-217 has not been studied.

L'astate 217 se désintègre à 99,9933 % par émission alpha vers des niveaux excités de bismuth 213 et par transitions bêta moins (0,0067 %) vers le radon 217, cette partie n'a pas été étudiée.

2 Nuclear Data

$T_{1/2}(^{217}\text{At})$:	32,3	(4)	10^{-3} s
$T_{1/2}(^{217}\text{Rn})$:	0,54	(5)	10^{-3} s
$T_{1/2}(^{213}\text{Bi})$:	45,59	(6)	min
$Q^{-}(^{217}\text{At})$:	737	(6)	keV
$Q^{\alpha}(^{217}\text{At})$:	7201,3	(12)	keV

2.1 α Transitions

	Energy keV	Probability $\times 100$	F
$\alpha_{0,4}$	6150 (3)	0,002	5,2
$\alpha_{0,3}$	6441,0 (16)	0,0049 (4)	36
$\alpha_{0,2}$	6606,5 (16)	0,0167 (8)	49
$\alpha_{0,1}$	6941,8 (16)	0,0384 (15)	379
$\alpha_{0,0}$	7199,6 (16)	99,932 (3)	1,16

2.2 Gamma Transitions and Internal Conversion Coefficients

	Energy keV	$P_{\gamma+ce}$ $\times 100$	Multipolarity	α_K	α_L	α_M	α_T
$\gamma_{1,0}(\text{Bi})$	257,88 (4)	0,0446 (13)	M1+29%E2	0,434 (17)	0,0918 (16)	0,02212 (37)	0,555 (26)
$\gamma_{2,1}(\text{Bi})$	335,33 (10)	0,0062 (3)					
$\gamma_{4,2}(\text{Bi})$	455	0,002					
$\gamma_{2,0}(\text{Bi})$	593,1 (1)	0,0115 (5)					
$\gamma_{3,0}(\text{Bi})$	758,9 (1)	0,0049 (4)					

3 Atomic Data

3.1 Bi

ω_K	:	0,964 (4)
$\bar{\omega}_L$:	0,391 (16)
n_{KL}	:	0,809 (5)

3.1.1 X Radiations

	Energy keV	Relative probability	
X_K	$K\alpha_2$	74,8157	
	$K\alpha_1$	77,1088	
	$K\beta_3$	86,835	}
	$K\beta_1$	87,344	
	$K\beta_5''$	87,862	
	$K\beta_2$	89,732	}
	$K\beta_4$	90,074	
	$KO_{2,3}$	90,421	
	X_L	$L\ell$	9,421
		$L\gamma$	- 15,708

3.1.2 Auger Electrons

	Energy keV	Relative probability
Auger K	KLL	57,491 – 63,419
	KLX	70,025 – 77,105
	KXY	82,53 – 90,52
Auger L	5,3 – 16,4	

4 α Emissions

	Energy keV	Probability $\times 100$
$\alpha_{0,4}$	6037 (3)	0,002
$\alpha_{0,3}$	6322,0 (16)	0,0049 (4)
$\alpha_{0,2}$	6484,7 (16)	0,0167 (8)
$\alpha_{0,1}$	6813,8 (16)	0,0384 (15)
$\alpha_{0,0}$	7066,9 (16)	99,932 (3)

5 Electron Emissions

		Energy keV	Electrons per 100 disint.
e _{AL}	(Bi)	5,3 - 16,4	0,0077 (4)
e _{AK}	(Bi)		0,00044 (3)
	KLL	57,491 - 63,419	}
	KLX	70,025 - 77,105	}
	KXY	82,53 - 90,52	}
ec _{1,0 K}	(Bi)	167,35 (4)	0,0125 (6)

6 Photon Emissions**6.1 X-Ray Emissions**

		Energy keV	Photons per 100 disint.	
XL	(Bi)	9,421 — 15,708	0,00497 (23)	
XK α_2	(Bi)	74,8157	0,00351 (20)	} K α
XK α_1	(Bi)	77,1088	0,0059 (4)	}
XK β_3	(Bi)	86,835	}	
XK β_1	(Bi)	87,344	}	
XK β_5''	(Bi)	87,862	}	0,00201 (11) K' β_1
XK β_2	(Bi)	89,732	}	
XK β_4	(Bi)	90,074	}	0,00062 (4) K' β_2
XKO _{2,3}	(Bi)	90,421	}	}

6.2 Gamma Emissions

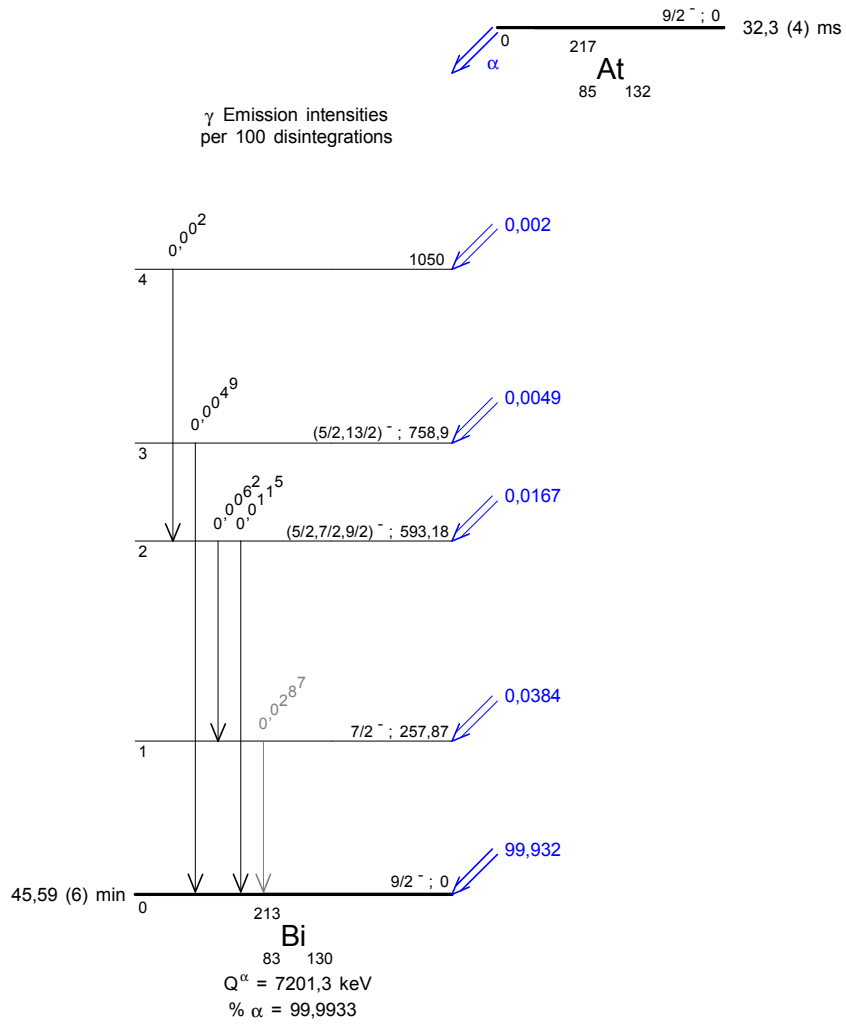
	Energy keV	Photons per 100 disint.
$\gamma_{1,0}$ (Bi)	257,88 (4)	0,0287 (7)
$\gamma_{2,1}$ (Bi)	335,33 (10)	0,0062 (3)
$\gamma_{4,2}$ (Bi)	455	0,002
$\gamma_{2,0}$ (Bi)	593,1 (1)	0,0115 (5)
$\gamma_{3,0}$ (Bi)	758,9 (1)	0,0049 (4)

7 Main Production Modes

Ac – 225 decay chain

8 References

- A.C.ENGLISH, T.E.CRANSHAW, P.DEMERS, J.A.HARVEY, E.P. HINCKS, J.V. JELLEY, A.N. MAY. Phys.Rev. 72 (1947) 253
(Half-life)
- F.HAGEMANN, L.I.KATZIN, M.H.STUDIER, G.T. SEABORG, A. GHIORSO. Phys.Rev. 79 (1950) 435
(Half-life)
- H.DIAMOND, J.E.GINDLER. J.Inorg.Nucl. Chem. 25 (1963) 143
(Half-life)
- K.VALLI. Ann. Acad. Sci. Fennicae Ser.A VI,No.165 (1964)
(Gamma-ray energies)
- B.S.DZHELEPOV, R.B.IVANOV, M.A.MIKHAILOVA, L.N. MOSKVIN, O.M. NAZARENKO, V.F. RODIONOV. Izv.Akad. Nauk SSSR Ser.Fiz. 31 (1967) 568
(Alpha energies and intensities)
- C.-F.LEANG. Thesis Univ.Paris (1969)
(Alpha energies and intensities,Beta minus decay branching ratio)
- T.VYLOV, N.A.GOLOVKOV, B.S.DZHELEPOV, R.B. IVANOV, M.A. MIKHAILOVA, Y.V. NORSEEV, V.G. CHUMIN. Bull. Acad. Sci. USSR Phys.Ser.41,No.8 (1977) 85
(Alpha energies)
- J.K.DICKENS, J.W.MCCONNELL. Radiochem. Radioanal. Lett. 47 (1981) 331
(Gamma-ray energies and emission probabilities)
- J.D.BOWMAN, R.E.EPPLEY, E.K.HYDE. Phys.Rev. C25 (1982) 941
(Alpha energies)
- V.G.CHUMIN, S.S.ELISEEV, K.YA.GROMOV, YU.V. NORSEEV, V.I. FOMINYKH, V.V. TSUPKO-SITNIKOV. Bull.Rus.Acad. Sci. Phys. 59 (1995) 1854
(Beta minus decay branching ratio)
- E.SCHÖNFELD, H.JANSSEN. Nucl. Instrum. Meth. Phys. Res. A369 (1996) 527
(Atomic data)
- V.G.CHUMIN, J.K.JABBER, K.V.KALYAPKIN, S.A.KUDRYA, V.V. TSUPKO-SITNIKOV, K.YA. GROMOV, V.I. FOMINYKH, T.A. FURYAEV. Bull.Rus.Acad. Sci. Phys. 61 (1997) 1606
(Alpha and beta minus decay branching ratio)
- V.G.CHUMIN, V.I.FOMINYKH, K.YA.GROMOV, M.YA.KUZNETSOVA, V.V. TSUPKO-SITNIKOV, M.B. YULDASHEV. Z.Phys. A358 (1997) 33
(Alpha energies and intensities,Gamma-ray energies and emission probabilities,Multipolarity)
- G.AUDI, A.H.WAPSTRA, C.THIBAUT. Nucl. Phys. A729 (2003) 129
(Q)
- M.S.BASUNIA. Nucl.Data Sheets 108 (2007) 633
(NDS)





1 Decay Scheme

Ra-225 disintegrates 100% by beta minus emission to levels in Ac-225.

Le radium 225 se désintègre par émission bêta moins vers des niveaux excités de l'actinium 225.

2 Nuclear Data

$T_{1/2}({}^{225}\text{Ra})$:	14,82	(19)	d
$T_{1/2}({}^{225}\text{Ac})$:	10,0	(1)	d
$Q^{-}({}^{225}\text{Ra})$:	356	(5)	keV

2.1 β^{-} Transitions

	Energy keV	Probability $\times 100$	Nature	lg ft
$\beta_{0,3}^{-}$	200 (5)	< 0,01	2nd Forbidden	> 10,1
$\beta_{0,2}^{-}$	235 (5)	< 0,01	Unique 1st Forbidden	> 9,9
$\beta_{0,1}^{-}$	316 (5)	68,8 (20)	Allowed	6,87
$\beta_{0,0}^{-}$	356 (5)	31,2 (20)	1st Forbidden	7,38

2.2 Gamma Transitions and Internal Conversion Coefficients

	Energy keV	$P_{\gamma+ce}$ $\times 100$	Multipolarity	α_L	α_M	α_T
$\gamma_{1,0}(\text{Ac})$	40,09 (5)	68,8 (17)	E1	0,974 (14)	0,24 (4)	1,293 (19)

3 Atomic Data

3.1 Ac

ω_K	:	0,969	(4)
$\bar{\omega}_L$:	0,464	(18)
n_{KL}	:	0,799	(5)

3.1.1 X Radiations

	Energy keV	Relative probability
X _L		
L ℓ	10,8701	
L α	12,5002 – 12,6505	
L η	14,0807	
L β	14,6024 – 16,6263	
L γ	17,813 – 18,9228	

3.1.2 Auger Electrons

	Energy keV	Relative probability
Auger L	5,87 – 19,69	

4 Electron Emissions

		Energy keV	Electrons per 100 disint.
e _{AL}	(Ac)	5,87 - 19,69	15,7 (7)
ec _{1,0} L	(Ac)	20,24 - 24,22	29,2 (8)
ec _{1,0} M	(Ac)	35,09 - 36,87	7,2 (12)
ec _{1,0} N	(Ac)	38,82 - 39,78	1,86 (27)
$\beta_{0,3}^-$	max:	200 (5)	< 0,01
$\beta_{0,3}^-$	avg:	54,0 (15)	
$\beta_{0,2}^-$	max:	235 (5)	< 0,01
$\beta_{0,2}^-$	avg:	70,5 (16)	
$\beta_{0,1}^-$	max:	316 (5)	68,8 (20)
$\beta_{0,1}^-$	avg:	88,3 (16)	
$\beta_{0,0}^-$	max:	356 (5)	31,2 (20)
$\beta_{0,0}^-$	avg:	100,7 (16)	

5 Photon Emissions

5.1 X-Ray Emissions

		Energy keV	Photons per 100 disint.
XL	(Ac)	10,8701 — 18,9228	13,6 (6)

5.2 Gamma Emissions

	Energy keV	Photons per 100 disint.
$\gamma_{1,0}(\text{Ac})$	40,09 (5)	30,0 (7)

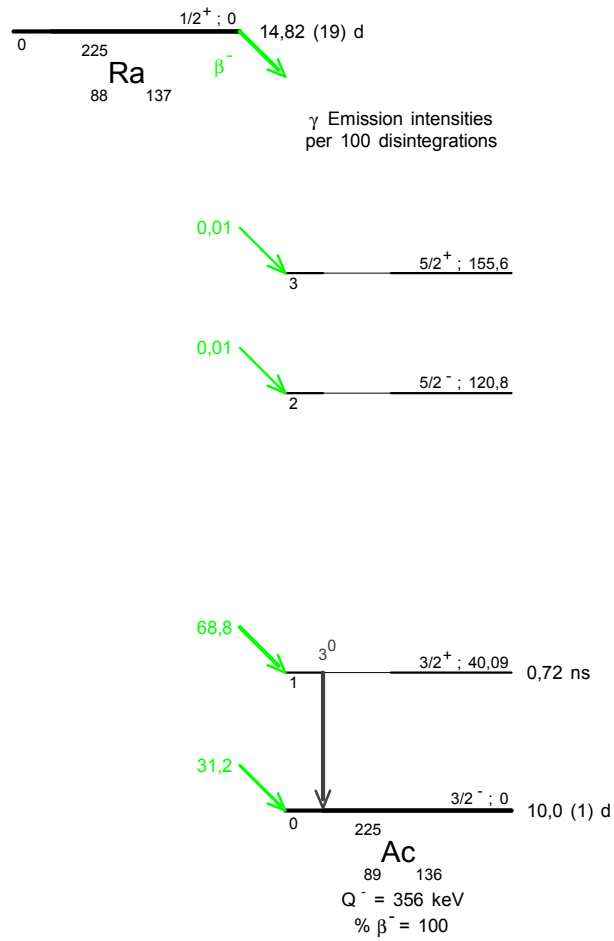
6 Main Production Modes

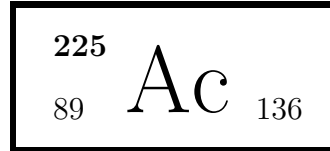
Ra – 226(n,2n)Ra – 225

Descendant of U – 233()

7 References

- A.C.ENGLISH, T.E.CRANSHAW, P.DEMERS, J.A.HARVEY, E.P.HINCKS, J.V.JELLEY, A.N.MAY. Phys.Rev. 72 (1947) 253
(Half-life)
- F.HAGEMANN, L.I.KATZIN, M.H.STUDIER, G.T.SEABORG, A.GHIORSO. Phys.Rev. 79 (1950) 435
(Half-life)
- L.B.MAGNUSSON, F.WAGNER, JR., D.W.ENGELKEMEIR, M.S. FREEDMAN. ANL-5386 (1955)
(Gamma ray energies emission probabilities)
- F.S.STEPHENS. UCRL-2970 (1955)
(Gamma ray energies emission probabilities)
- J.K.DICKENS, J.W.MCCONNELL. Radiochem. Radioanal. Lett. 47 (1981) 331
(Gamma ray energies emission probabilities)
- R.G.HELMER, C.W.REICH, M.A.LEE, I.AHMAD. Int. J. Appl. Radiat. Isotop. 37 (1986) 139
(Gamma ray emission probabilities)
- I.AHMAD, J.E.GINDLER, A.M.FRIEDMAN, R.R.CHASMAN, T.ISHII. Nucl. Phys. A472 (1987) 285
(Gamma ray energies)
- G.J.MILLER, J.C.MCGEORGE, I.ANTHONY, R.O. OWENS. Phys.Rev. C36 (1987) 420
(Half-life)
- Y.A.AKOVALI. Nucl. Data Sheets 60 (1990) 617
(NDS)
- E.SCHÖNFELD, H.JANSSEN. Nucl. Instrum. Meth. Phys. Res. A369 (1996) 527
(Atomic data)
- G.AUDI, A.H.WAPSTRA, C.THIBAUT. Nucl. Phys. A729 (2003) 129
(Q)
- T. KIBÉDI, T.W. BURROWS, M.B. TRZHASKOVSKAYA, P.M. DAVIDSON, AND C.W.NESTOR, JR. Nucl. Instrum. Methods Phys. Res. A589 (2008) 202
(Theoretical Internal Conversion Coefficients)





1 Decay Scheme

Ac-225 disintegrates 100% by alpha emission to the ground state level and to excited levels in Fr-221.
L'actinium se désintègre par émissions alpha vers le niveau fondamental et des niveaux excités du francium 225.

2 Nuclear Data

$T_{1/2}^{(225}\text{Ac})$: 10,0	(1)	d
$T_{1/2}^{(221}\text{Fr})$: 4,79	(2)	min
$Q^\alpha^{(225}\text{Ac})$: 5935,1	(14)	keV

2.1 α Transitions

	Energy keV	Probability $\times 100$	F
$\alpha_{0,48}$	4992,4 (14)	0,0011 (4)	2,5
$\alpha_{0,47}$	5083,1 (14)	0,0013 (3)	7,7
$\alpha_{0,46}$	5110,1 (14)	0,00015 (5)	98
$\alpha_{0,45}$	5116,5 (14)	0,00083 (21)	19
$\alpha_{0,44}$	5126,6 (14)	0,0021 (3)	8,8
$\alpha_{0,43}$	5155,8 (14)	0,00114 (18)	24
$\alpha_{0,42}$	5168,7 (14)	0,0038 (19)	9
$\alpha_{0,41}$	5186,3 (14)	0,015 (7)	2,8
$\alpha_{0,40}$	5222,0 (14)	0,0058 (8)	11,9
$\alpha_{0,39}$	5255,5 (14)	0,00066 (12)	165
$\alpha_{0,38}$	5289,1 (14)	0,00015 (5)	1140
$\alpha_{0,37}$	5297,5 (14)	0,0101 (10)	18,9
$\alpha_{0,36}$	5304,5 (14)	0,022 (1)	9,5
$\alpha_{0,35}$	5334,1 (14)	0,0026 (5)	119
$\alpha_{0,34}$	5364,5 (14)	0,048 (19)	10
$\alpha_{0,33}$	5383,3 (14)	0,214 (10)	2,76
$\alpha_{0,32}$	5417,5 (14)	0,007 (7)	130

	Energy keV	Probability × 100	F
$\alpha_{0,31}$	5438,6 (14)	0,0027 (8)	450
$\alpha_{0,30}$	5453,1 (14)	0,000097 (2)	14960
$\alpha_{0,29}$	5476,0 (14)	0,0020 (5)	980
$\alpha_{0,28}$	5488,8 (14)	0,0006 (4)	3800
$\alpha_{0,27}$	5512,5 (14)	0,0030 (4)	1020
$\alpha_{0,26}$	5526,5 (14)	0,0023 (3)	1590
$\alpha_{0,25}$	5528,4 (14)	0,0028 (8)	1340
$\alpha_{0,24}$	5534,2 (14)	0,0083 (6)	485
$\alpha_{0,23}$	5541,8 (14)	0,098 (19)	45
$\alpha_{0,22}$	5567,4 (14)	0,00052 (18)	11700
$\alpha_{0,21}$	5586,7 (14)	0,0020 (3)	3860
$\alpha_{0,20}$	5596,9 (14)	0,0022 (7)	4000
$\alpha_{0,19}$	5615,0 (14)	0,0052 (19)	2100
$\alpha_{0,18}$	5623,7 (14)	0,013 (6)	930
$\alpha_{0,17}$	5640,4 (14)	0,0072 (8)	2060
$\alpha_{0,16}$	5646,9 (14)	0,055 (12)	292
$\alpha_{0,15}$	5655,8 (14)	0,084 (10)	213
$\alpha_{0,14}$	5664,0 (14)	0,017 (7)	1160
$\alpha_{0,13}$	5681,5 (14)	0,95 (4)	25,6
$\alpha_{0,12}$	5700,6 (14)	0,114 (7)	268
$\alpha_{0,11}$	5711,0 (14)	1,09 (5)	31,5
$\alpha_{0,10}$	5739,3 (14)	4,16 (23)	11,6
$\alpha_{0,9}$	5785,0 (14)	1,31 (4)	62,9
$\alpha_{0,8}$	5789,3 (14)	0,021 (14)	4100
$\alpha_{0,7}$	5826,7 (14)	2,03 (23)	66
$\alpha_{0,6}$	5834,2 (14)	1,6 (3)	91
$\alpha_{0,5}$	5835,3 (14)	1,24 (10)	119
$\alpha_{0,4}$	5835,6 (17)	9,0 (5)	16,4
$\alpha_{0,3}$	5896,5 (14)	6,2 (9)	48
$\alpha_{0,2}$	5898,0 (21)	18,9 (20)	16
$\alpha_{0,1}$	5909,3 (14)	0,3	1135
$\alpha_{0,0}$	5935,1 (14)	52,4 (24)	8,7

2.2 Gamma Transitions and Internal Conversion Coefficients

	Energy keV	$P_{\gamma+ce}$ $\times 100$	Multipolarity	α_K	α_L	α_M	α_T
$\gamma_{2,1}$ (Fr)	10,6	7,7 (10)	M1			383 (5)	510 (7)
$\gamma_{1,0}$ (Fr)	26,02 (10)	9,4 (13)	E2		4390 (110)	1180 (30)	5940 (150)
$\gamma_{2,0}$ (Fr)	36,69 (3)	19,8 (17)	E2		806 (12)	217 (4)	1092 (16)
$\gamma_{3,0}$ (Fr)	38,58 (4)	9,1 (9)	E2		630 (10)	169 (3)	854 (13)
$\gamma_{8,4}$ (Fr)	46,25 (5)	0,0090 (13)	[E1]		0,636 (9)	0,155 (2)	0,841 (12)
$\gamma_{9,6}$ (Fr)	49,12 (4)	0,0137 (14)	[E1]		0,541 (8)	0,1320 (19)	0,715 (11)
$\gamma_{9,5}$ (Fr)	50,2	0,15	[E2]		174,2 (25)	47,0 (7)	236,0 (34)
$\gamma_{34,32}$ (Fr)	53,4 (4)	0,074	[M1]		13,3 (4)	3,18 (8)	17,6 (5)
$\gamma_{13,10}$ (Fr)	57,71 (4)	0,0075 (12)	(E1)		0,352 (5)	0,0854 (12)	0,465 (7)
$\gamma_{6,3}$ (Fr)	62,6 (3)	0,44 (10)	[E2]		59,8 (16)	16,2 (5)	81,2 (23)
$\gamma_{4,2}$ (Fr)	62,95 (3)	5,81 (36)	M1		8,24 (12)	1,964 (28)	10,85 (15)
$\gamma_{5,2}$ (Fr)	63,5 (3)	0,0286 (41)	[E1]		0,273 (5)	0,0660 (12)	0,360 (7)
$\gamma_{6,2}$ (Fr)	64,27 (3)	1,13 (21)	M1+E2		17 (3)	4,4 (8)	23 (4)
$\gamma_{7,3}$ (Fr)	69,86 (5)	0,23 (6)	E2		35,3 (5)	9,55 (14)	47,9 (7)
$\gamma_{7,2}$ (Fr)	71,71 (4)	0,57 (6)	E2		31,1 (5)	8,43 (12)	42,3 (6)
$\gamma_{4,1}$ (Fr)	73,55 (9)	0,73 (19)	E2		27,6 (4)	7,48 (11)	37,5 (6)
$\gamma_{5,1}$ (Fr)	73,86 (3)	0,383 (29)	E1		0,182 (3)	0,0440 (6)	0,240 (3)
$\gamma_{6,1}$ (Fr)	74,83 (5)	0,197 (39)	(M1+E2)		9,06 (13)	2,32 (4)	12,15 (18)
$\gamma_{11,8}$ (Fr)	78,8	0,082 (13)	M1		4,27 (6)	1,019 (14)	5,63 (8)
$\gamma_{10,7}$ (Fr)	87,41 (3)	1,4 (1)	M1		3,16 (5)	0,754 (10)	4,16 (6)
$\gamma_{10,6}$ (Fr)	94,90 (2)	0,449 (43)	M1		2,49 (3)	0,594 (8)	3,28 (5)
$\gamma_{10,5}$ (Fr)	96,16 (5)	0,23 (7)	M1+E2		4,5 (10)	1,2 (3)	6,0 (14)
$\gamma_{4,0}$ (Fr)	99,67 (5)	3,09 (22)	M1+E2		2,32 (8)	0,56 (2)	3,06 (11)
$\gamma_{5,0}$ (Fr)	99,91 (6)	1,20 (9)	E1		0,0814 (11)	0,0196 (3)	0,1073 (15)
$\gamma_{6,0}$ (Fr)	100,90 (4)	0,54 (19)	M1+E2		3,4 (14)	0,9 (4)	4,6 (19)
$\gamma_{13,9}$ (Fr)	103,48 (10)	0,033 (12)	[M1,E2]	5 (2)	3,7 (18)	1,0 (5)	10 (3)
$\gamma_{7,0}$ (Fr)	108,40 (3)	2,87 (19)	M1+E2	7,2 (4)	2,30 (12)	0,58 (4)	10,27 (25)
$\gamma_{9,3}$ (Fr)	111,53 (3)	0,427 (29)	(E1)	0,282 (4)	0,0609 (9)	0,01461 (21)	0,363 (5)
$\gamma_{24,16}$ (Fr)	112,80 (2)	0,00284 (41)	[E1]	0,275 (4)	0,0591 (9)	0,01417 (21)	0,353 (5)
$\gamma_{23,15}$ (Fr)	114	0,0094 (14)	M1	7,93 (12)	1,466 (21)	0,350 (5)	9,86 (14)
$\gamma_{8,1}$ (Fr)	119,85 (3)	0,104 (7)	[E1]	0,239 (4)	0,0503 (7)	0,01207 (17)	0,305 (4)
$\gamma_{14,9}$ (Fr)	121,08 (7)	0,022 (6)	(E1)	0,233 (4)	0,0490 (7)	0,01176 (17)	0,298 (4)
$\gamma_{11,6}$ (Fr)	123,75 (4)	0,112 (8)	[E1]	0,221 (4)	0,0463 (7)	0,0111 (2)	0,282 (4)
$\gamma_{11,5}$ (Fr)	124,81 (3)	0,205 (13)	M1+E2	3,87	1,593	0,409	6,01
$\gamma_{12,7}$ (Fr)	126,12 (5)	0,0100 (9)	(E1)	0,212 (3)	0,0440 (7)	0,0106 (2)	0,270 (4)
$\gamma_{15,9}$ (Fr)	129,22 (7)	0,016 (9)	[M1,E2]	3 (3)	1,5 (5)	0,39 (15)	5 (2)
$\gamma_{12,6}$ (Fr)	133,62 (3)	0,0242 (20)	(E1)	0,184 (3)	0,0379 (6)	0,00907 (13)	0,234 (3)
$\gamma_{12,4}$ (Fr)	134,854 (30)	0,0393 (37)	(E1)	0,180 (3)	0,0370 (6)	0,00885 (13)	0,229 (3)
$\gamma_{26,14}$ (Fr)	137,4 (1)	0,0023 (3)					
$\gamma_{23,13}$ (Fr)	139,6	0,0068 (26)	M1+E2	2,4 (21)	1,1 (3)	0,29 (9)	3,9 (17)
$\gamma_{17,9}$ (Fr)	144,73 (22)	0,0022 (6)	(M1+E2)	2,57	0,914	0,232	3,79
$\gamma_{13,7}$ (Fr)	145,17 (3)	0,174 (11)	(E1)	0,1513 (22)	0,0305 (5)	0,00730 (11)	0,191 (3)
$\gamma_{9,0}$ (Fr)	150,06 (3)	0,815 (14)	E1	0,1397 (20)	0,0280 (4)	0,0067 (1)	0,1766 (25)
$\gamma_{13,6}$ (Fr)	152,65 (3)	0,0230 (15)	[E1]	0,1341 (19)	0,0268 (4)	0,00640 (9)	0,1694 (24)
$\gamma_{13,4}$ (Fr)	153,925 (30)	0,239 (15)	E1	0,1315 (19)	0,0262 (4)	0,00627 (9)	0,1660 (23)
$\gamma_{10,3}$ (Fr)	157,253 (30)	1,73 (18)	M1+E2	3,1 (4)	0,59 (3)	0,143 (9)	3,8 (3)
$\gamma_{18,9}$ (Fr)	161,35 (7)	0,013 (6)	[M1,E2]	1,6 (14)	0,64 (10)	0,16 (4)	2,5 (13)
$\gamma_{23,11}$ (Fr)	169,18 (4)	0,037 (20)	[M1,E2]	1,4 (12)	0,53 (6)	0,136 (24)	2,1 (11)
$\gamma_{10,1}$ (Fr)	169,9	0,0139 (14)					
$\gamma_{15,7}$ (Fr)	170,77 (5)	0,015 (8)	(E1)	0,1026 (15)	0,0201 (3)	0,00479 (7)	0,1290 (18)
$\gamma_{15,6}$ (Fr)	178,31 (3)	0,0180 (13)	E1	0,0925 (13)	0,0180 (3)	0,00429 (6)	0,1162 (16)
$\gamma_{16,7}$ (Fr)	179,78 (4)	0,030 (11)	(M1,E2)	1,2 (10)	0,43 (3)	0,109 (14)	1,8 (10)
$\gamma_{11,3}$ (Fr)	186,1	0,0127 (14)					
$\gamma_{17,7}$ (Fr)	186,29 (3)	0,0046 (6)	E1	0,0834 (12)	0,01607 (23)	0,00383 (6)	0,1045 (15)
$\gamma_{16,6}$ (Fr)	187,23	0,0103 (7)					
$\gamma_{11,2}$ (Fr)	187,97 (3)	0,584 (33)	E1	0,0816 (12)	0,01571 (22)	0,00375 (6)	0,1023 (14)
$\gamma_{10,0}$ (Fr)	195,75 (3)	0,37 (9)	M1+E2	1,1 (6)	0,314 (5)	0,079 (4)	1,5 (6)

	Energy keV	$P_{\gamma+ce}$ $\times 100$	Multipolarity	α_K	α_L	α_M	α_T
$\gamma_{23,10}$ (Fr)	197,50 (3)	0,0284 (33)	E1	0,0726 (11)	0,01386 (20)	0,00331 (5)	0,0908 (13)
$\gamma_{12,2}$ (Fr)	197,72 (12)	0,041 (5)	[E1]	0,0724 (11)	0,01382 (20)	0,00330 (5)	0,0906 (13)
$\gamma_{11,1}$ (Fr)	198,51 (21)	0,0205 (14)	[E1]	0,0718 (11)	0,01369 (20)	0,00327 (5)	0,0898 (13)
$\gamma_{29,13}$ (Fr)	205,19 (12)	0,0015 (5)					
$\gamma_{13,2}$ (Fr)	216,90 (3)	0,343 (21)	(E1)	0,0582 (9)	0,01096 (16)	0,00261 (4)	0,0726 (10)
$\gamma_{19,4}$ (Fr)	220,43 (8)	0,0060 (18)					
$\gamma_{11,0}$ (Fr)	224,67 (3)	0,119 (9)	[E1]	0,0537 (8)	0,01005 (14)	0,00239 (4)	0,0669 (9)
$\gamma_{13,1}$ (Fr)	228,2 (4)	0,0046 (12)					
$\gamma_{41,32}$ (Fr)	231,19 (7)	0,012 (7)	(M1)	1,079 (16)	0,197 (3)	0,0468 (7)	1,338 (19)
$\gamma_{14,2}$ (Fr)	236,0 (6)	0,0017 (3)					
$\gamma_{20,4}$ (Fr)	238,64 (8)	0,0022 (7)	(M1)	0,988 (14)	0,180 (3)	0,0428 (6)	1,225 (17)
$\gamma_{15,3}$ (Fr)	240,69 (3)	0,0124 (11)	[E1]	0,0457 (7)	0,00847 (12)	0,00202 (3)	0,0568 (8)
$\gamma_{23,9}$ (Fr)	243,13 (5)	0,0067 (9)	[M1]	0,938 (14)	0,1707 (24)	0,0407 (6)	1,163 (16)
$\gamma_{16,3}$ (Fr)	249,60 (3)	0,0170 (13)	(E2)	0,1033 (15)	0,1145 (16)	0,0305 (5)	0,258 (4)
$\gamma_{13,0}$ (Fr)	253,48 (3)	0,139 (8)	[E1]	0,0405 (6)	0,00747 (11)	0,001776 (25)	0,0504 (7)
$\gamma_{17,3}$ (Fr)	256,1 (2)	0,00039 (7)	[E1]	0,0396 (6)	0,00729 (11)	0,001733 (25)	0,0492 (7)
$\gamma_{15,0}$ (Fr)	279,21 (3)	0,0317 (23)	E1	0,0325 (5)	0,00591 (9)	0,001405 (20)	0,0403 (6)
$\gamma_{36,21}$ (Fr)	282,11 (20)	0,00097 (9)	[M1]	0,622 (9)	0,1129 (16)	0,0269 (4)	0,771 (11)
$\gamma_{23,7}$ (Fr)	284,78 (3)	0,0077 (6)	[E1]	0,0311 (5)	0,00564 (8)	0,001340 (19)	0,0385 (5)
$\gamma_{33,13}$ (Fr)	298,33 (5)						
$\gamma_{25,7}$ (Fr)	298,33 (5)	0,0028 (7)	(M1,E2)	0,30 (24)	0,077 (20)	0,019 (4)	0,4 (3)
$\gamma_{33,12}$ (Fr)	317,23 (18)		E1	0,0244 (4)	0,00437 (7)	0,001037 (15)	0,0302 (4)
$\gamma_{34,13}$ (Fr)	317,23 (18)	0,00065 (33)	M1	0,451 (7)	0,0816 (12)	0,0194 (3)	0,558 (8)
$\gamma_{32,10}$ (Fr)	321,77 (4)						
$\gamma_{27,6}$ (Fr)	321,77 (4)	0,00340 (41)	[E1]	0,0237 (4)	0,00423 (6)	0,001003 (14)	0,0292 (4)
$\gamma_{21,0}$ (Fr)	348,35 (5)	0,0030 (3)					
$\gamma_{23,3}$ (Fr)	354,57 (6)	0,0020 (7)	[E1]	0,0191 (3)	0,00338 (5)	0,000800 (12)	0,0236 (3)
$\gamma_{33,10}$ (Fr)	356,6	0,00026 (11)					
$\gamma_{24,3}$ (Fr)	362,394 (30)	0,0055 (5)	(E1)	0,0182 (3)	0,00321 (6)	0,0007610 (11)	0,0225 (3)
$\gamma_{22,0}$ (Fr)	367,74 (12)	0,00052 (18)					
$\gamma_{34,10}$ (Fr)	375,03 (5)	0,0019 (5)	[E1]	0,01694 (24)	0,00297 (5)	0,000704 (10)	0,0209 (3)
$\gamma_{31,7}$ (Fr)	388,10 (7)	0,00125 (21)					
$\gamma_{37,12}$ (Fr)	403,13 (10)	0,00019 (16)					
$\gamma_{33,8}$ (Fr)	406,06 (3)	0,0079 (5)	[E1]	0,01432 (20)	0,00249 (4)	0,000589 (9)	0,01759 (25)
$\gamma_{32,5}$ (Fr)	417,92 (2)	0,0056 (5)					
$\gamma_{47,27}$ (Fr)	429,80 (18)	0,00038 (19)					
$\gamma_{36,10}$ (Fr)	434,82 (5)	0,0029 (3)					
$\gamma_{40,14}$ (Fr)	442,16 (8)	0,0045 (7)					
$\gamma_{30,3}$ (Fr)	443,43 (10)	0,0001					
$\gamma_{33,7}$ (Fr)	443,44 (10)	0,0015 (5)	[E2]	0,0310 (5)	0,0137 (2)	0,00353 (5)	0,0494 (7)
$\gamma_{28,0}$ (Fr)	446,31 (10)	0,0006 (4)					
$\gamma_{33,6}$ (Fr)	451,04 (5)	0,0036 (6)	[M1]	0,1739 (25)	0,0312 (5)	0,00742 (11)	0,215 (3)
$\gamma_{33,4}$ (Fr)	452,24 (3)	0,13 (1)	[M1]	0,1727 (25)	0,0310 (5)	0,00737 (11)	0,213 (3)
$\gamma_{29,0}$ (Fr)	458,79 (8)	0,00053 (13)					
$\gamma_{34,7}$ (Fr)	462,43 (13)	0,00045 (11)	[E1]	0,01092 (16)	0,00187 (3)	0,000442 (7)	0,01338 (19)
$\gamma_{34,6}$ (Fr)	469,48 (5)	0,0028 (4)					
$\gamma_{32,2}$ (Fr)	480,95 (11)	0,0340 (22)					
$\gamma_{32,1}$ (Fr)	491,45 (10)	0,00035 (14)					
$\gamma_{31,0}$ (Fr)	496,9 (3)	0,0015 (7)					
$\gamma_{45,19}$ (Fr)	498,6 (6)	0,00083 (21)					
$\gamma_{33,3}$ (Fr)	512,5 (7)	0,00055 (21)					
$\gamma_{33,2}$ (Fr)	515,27 (3)	0,0246 (15)	[M1]	0,1219 (17)	0,0218 (3)	0,00518 (8)	0,1506 (21)
$\gamma_{32,0}$ (Fr)	517,64 (3)	0,0159 (10)					
$\gamma_{36,7}$ (Fr)	522,17 (4)	0,00208 (15)					
$\gamma_{33,1}$ (Fr)	525,95 (17)	0,0403 (25)	[M1]	0,1154 (17)	0,0206 (3)	0,00490 (7)	0,1425 (20)
$\gamma_{36,6}$ (Fr)	529,64 (3)	0,0076 (7)					
$\gamma_{36,4}$ (Fr)	530,89 (4)	0,0047 (5)					
$\gamma_{34,3}$ (Fr)	532,12 (9)	0,00077 (21)	[E1]	0,00823 (12)	0,001389 (20)	0,000327 (5)	0,01005 (14)
$\gamma_{37,4}$ (Fr)	538,1 (1)	0,0038 (10)					

	Energy keV	$P_{\gamma+ce}$ $\times 100$	Multipolarity	α_K	α_L	α_M	α_T
$\gamma_{43,12}(\text{Fr})$	545,8 (6)	0,00053 (14)					
$\gamma_{33,0}(\text{Fr})$	551,81 (3)	0,0059 (16)	[M1]	0,1016 (15)	0,0181 (3)	0,00431 (6)	0,1254 (17)
$\gamma_{35,2}(\text{Fr})$	564,34 (11)	0,00022 (9)					
$\gamma_{40,8}(\text{Fr})$	567,48 (5)	0,0012 (4)					
$\gamma_{34,0}(\text{Fr})$	570,86 (3)	0,0040 (5)	[E1]	0,00716 (10)	0,001201 (17)	0,000283 (4)	0,00874 (12)
$\gamma_{36,3}(\text{Fr})$	590,45 (5)	0,00083 (14)					
$\gamma_{36,2}(\text{Fr})$	594,05 (4)	0,0029 (3)					
$\gamma_{37,2}(\text{Fr})$	600,94 (3)	0,006					
$\gamma_{35,0}(\text{Fr})$	600,94 (3)	0,0024 (5)					
$\gamma_{41,8}(\text{Fr})$	603,13 (4)	0,00173 (21)					
$\gamma_{43,9}(\text{Fr})$	628,95 (10)	0,00032 (7)					
$\gamma_{37,0}(\text{Fr})$	637,1 (7)	0,00012					
$\gamma_{38,0}(\text{Fr})$	645,94 (12)	0,00015 (5)					
$\gamma_{41,5}(\text{Fr})$	649,07 (4)	0,0017 (5)					
$\gamma_{47,10}(\text{Fr})$	656,29 (11)	0,00049 (21)					
$\gamma_{42,7}(\text{Fr})$	657,89 (5)	0,0014 (3)					
$\gamma_{42,4}(\text{Fr})$	667,18 (8)	0,0021 (18)					
$\gamma_{46,9}(\text{Fr})$	674,9 (3)	0,00010 (5)					
$\gamma_{39,0}(\text{Fr})$	679,53 (6)	0,00066 (12)					
$\gamma_{43,5}(\text{Fr})$	679,57 (6)						
$\gamma_{47,9}(\text{Fr})$	702,02 (14)	0,00016 (7)					
$\gamma_{48,10}(\text{Fr})$	747,0 (1)	0,0011 (4)					
$\gamma_{47,4}(\text{Fr})$	752,48 (12)	0,00026 (7)					
$\gamma_{43,1}(\text{Fr})$	754,09 (13)	0,00023 (7)					
$\gamma_{42,0}(\text{Fr})$	767,9 (3)	0,00030 (6)					
$\gamma_{43,0}(\text{Fr})$	780,6 (6)	0,000055 (14)					
$\gamma_{44,0}(\text{Fr})$	808,48 (10)	0,0021 (3)					
$\gamma_{46,0}(\text{Fr})$	824,2 (7)	0,000049					

3 Atomic Data

3.1 Fr

ω_K	:	0,967	(4)
$\bar{\omega}_L$:	0,440	(18)
n_{KL}	:	0,803	(5)

3.1.1 X Radiations

	Energy keV	Relative probability
X _K		
K α_2	83,23	60,92
K α_1	86,10	100
K β_3	96,815	}
K β_1	97,474	}
K β_5''	98,069	}
		34,88
K β_2	100,16	}
K β_4	100,548	}
KO _{2,3}	100,972	}
		11,3
X _L		
L ℓ	10,380	
L α	11,89 – 12,03	
L η	13,254	
L β	13,877 – 15,639	
L γ	16,752 – 17,799	

3.1.2 Auger Electrons

	Energy keV	Relative probability
Auger K		
KLL	63,576 – 70,787	100
KLX	77,720 – 86,101	57,4
KXY	91,84 – 101,12	8,24
Auger L	5,73 – 18,52	

4 α Emissions

	Energy keV	Probability × 100
$\alpha_{0,48}$	4903,6 (14)	0,0011 (4)
$\alpha_{0,47}$	4992,7 (14)	0,0013 (3)
$\alpha_{0,46}$	5019,3 (14)	0,00015 (5)
$\alpha_{0,45}$	5025,5 (14)	0,00083 (21)
$\alpha_{0,44}$	5035,5 (14)	0,0021 (3)
$\alpha_{0,43}$	5064,1 (14)	0,00114 (18)
$\alpha_{0,42}$	5076,8 (14)	0,0038 (19)
$\alpha_{0,41}$	5094,1 (14)	0,015 (7)
$\alpha_{0,40}$	5129,0 (14)	0,0058 (8)
$\alpha_{0,39}$	5162,1 (14)	0,00066 (12)
$\alpha_{0,38}$	5195,1 (14)	0,00015 (5)
$\alpha_{0,37}$	5203,3 (14)	0,0101 (10)
$\alpha_{0,36}$	5210,2 (14)	0,022 (1)
$\alpha_{0,35}$	5239,3 (14)	0,0026 (5)
$\alpha_{0,34}$	5269,1 (14)	0,048 (19)
$\alpha_{0,33}$	5287,6 (14)	0,214 (10)
$\alpha_{0,32}$	5321,2 (14)	0,007 (7)
$\alpha_{0,31}$	5341,9 (14)	0,0027 (8)
$\alpha_{0,30}$	5356,2 (14)	0,000097 (2)
$\alpha_{0,29}$	5379,0 (14)	0,0020 (5)
$\alpha_{0,28}$	5391,2 (14)	0,0006 (4)
$\alpha_{0,27}$	5414,5 (14)	0,0030 (4)
$\alpha_{0,26}$	5428,3 (14)	0,0023 (3)
$\alpha_{0,25}$	5430,1 (14)	0,0028 (8)
$\alpha_{0,24}$	5435,8 (14)	0,0083 (6)
$\alpha_{0,23}$	5443,3 (14)	0,098 (19)
$\alpha_{0,22}$	5468,4 (14)	0,00052 (18)
$\alpha_{0,21}$	5487,4 (14)	0,0020 (3)
$\alpha_{0,20}$	5497,4 (14)	0,0022 (7)
$\alpha_{0,19}$	5515,2 (14)	0,0052 (19)
$\alpha_{0,18}$	5523,7 (14)	0,013 (6)
$\alpha_{0,17}$	5540,1 (14)	0,0072 (8)
$\alpha_{0,16}$	5546,5 (14)	0,055 (12)
$\alpha_{0,15}$	5555,3 (14)	0,084 (10)
$\alpha_{0,14}$	5563,3 (14)	0,017 (7)
$\alpha_{0,13}$	5580,5 (14)	0,95 (4)
$\alpha_{0,12}$	5599,3 (14)	0,114 (7)
$\alpha_{0,11}$	5609,0 (14)	1,09 (5)
$\alpha_{0,10}$	5637,3 (14)	4,16 (23)
$\alpha_{0,9}$	5682,2 (14)	1,31 (4)
$\alpha_{0,8}$	5686,4 (14)	0,021 (14)
$\alpha_{0,7}$	5723,1 (14)	2,03 (23)
$\alpha_{0,6}$	5730,5 (14)	1,6 (3)
$\alpha_{0,5}$	5731,6 (14)	1,24 (10)
$\alpha_{0,4}$	5731,9 (17)	9,0 (5)

	Energy keV	Probability × 100
$\alpha_{0,3}$	5791,7 (14)	6,2 (9)
$\alpha_{0,2}$	5793,1 (21)	18,9 (20)
$\alpha_{0,1}$	5804,2 (14)	0,3
$\alpha_{0,0}$	5829,6 (14)	52,4 (24)

5 Electron Emissions

		Energy keV	Electrons per 100 disint.
eAL	(Fr)	5,73 - 18,52	23,8 (12)
eAK	(Fr)		0,115 (9)
	KLL	63,576 - 70,787	}
	KLX	77,720 - 86,101	}
	KXY	91,84 - 101,12	}
ec _{13,9} K	(Fr)	2,4 (1)	0,015 (7)
ec _{7,0} K	(Fr)	7,27 (3)	1,84 (15)
ec _{7,0} T	(Fr)	7,3 - 108,3	2,62 (18)
ec _{1,0} L	(Fr)	7,39 - 11,00	7,0 (9)
ec _{9,3} K	(Fr)	10,40 (3)	0,088 (6)
ec _{2,0} L	(Fr)	18,06 - 21,66	14,6 (12)
ec _{8,1} K	(Fr)	18,72 (3)	0,0191 (12)
ec _{3,0} L	(Fr)	19,95 - 23,56	6,7 (6)
ec _{1,0} M	(Fr)	21,38 - 23,03	1,88 (25)
ec _{11,6} K	(Fr)	22,62 (4)	0,0192 (14)
ec _{11,5} K	(Fr)	23,68 (3)	0,113 (7)
ec _{1,0} N	(Fr)	24,87 - 25,77	0,49 (7)
ec _{9,5} L	(Fr)	31,6 - 35,2	0,1080 (16)
ec _{2,0} M	(Fr)	32,05 - 33,70	3,93 (33)
ec _{3,0} M	(Fr)	33,94 - 35,59	1,81 (17)
ec _{2,0} N	(Fr)	35,54 - 36,44	1,02 (9)
ec _{3,0} N	(Fr)	37,43 - 38,33	0,474 (45)
ec _{6,3} L	(Fr)	44,0 - 47,6	0,32 (7)
ec _{13,7} K	(Fr)	44,04 (3)	0,0221 (14)
ec _{4,2} L	(Fr)	44,32 - 47,92	4,04 (25)
ec _{9,5} M	(Fr)	45,6 - 47,2	0,02914 (43)
ec _{6,2} L	(Fr)	45,637 - 49,246	0,80 (16)
ec _{9,0} K	(Fr)	48,93 (2)	0,0968 (22)
ec _{7,3} L	(Fr)	51,22 - 54,82	0,166 (42)
ec _{13,4} K	(Fr)	52,80 (3)	0,0270 (18)
ec _{7,2} L	(Fr)	53,10 - 56,71	0,411 (41)

		Energy keV	Electrons per 100 disint.
ec _{4,1} L	(Fr)	54,91 - 58,52	0,52 (14)
ec _{5,1} L	(Fr)	55,23 - 58,84	0,0562 (43)
ec _{10,3} K	(Fr)	56,12 (3)	1,12 (17)
ec _{6,1} L	(Fr)	56,2 - 59,8	0,136 (27)
ec _{6,3} M	(Fr)	58,0 - 59,6	0,086 (20)
ec _{4,2} M	(Fr)	58,31 - 59,96	0,96 (6)
ec _{6,2} M	(Fr)	59,627 - 61,277	0,207 (42)
ec _{11,8} L	(Fr)	60,2 - 63,8	0,053 (8)
ec _{7,3} M	(Fr)	65,21 - 66,86	0,045 (11)
ec _{7,2} M	(Fr)	67,09 - 68,74	0,111 (11)
ec _{23,11} K	(Fr)	68,05 (4)	0,017 (16)
ec _{7,3} N	(Fr)	68,7 - 69,6	0,0118 (30)
ec _{10,7} L	(Fr)	68,78 - 72,38	0,86 (6)
ec _{4,1} M	(Fr)	68,90 - 70,55	0,142 (37)
ec _{5,1} M	(Fr)	69,22 - 70,87	0,0136 (10)
ec _{6,1} M	(Fr)	70,19 - 71,84	0,035 (7)
ec _{7,2} N	(Fr)	70,58 - 71,48	0,0292 (29)
ec _{11,8} M	(Fr)	74,2 - 75,8	0,0125 (19)
ec _{10,6} L	(Fr)	76,3 - 79,9	0,261 (25)
ec _{10,5} L	(Fr)	77,53 - 81,13	0,149 (46)
ec _{16,7} K	(Fr)	78,65 (4)	0,013 (11)
ec _{4,0} L	(Fr)	81,02 - 84,62	1,76 (13)
ec _{5,0} L	(Fr)	81,28 - 84,88	0,088 (7)
ec _{6,0} L	(Fr)	82,3 - 85,9	0,33 (14)
ec _{10,7} M	(Fr)	82,77 - 84,42	0,204 (15)
ec _{13,9} L	(Fr)	84,85 - 88,46	0,011 (6)
ec _{11,2} K	(Fr)	86,84 (3)	0,0432 (25)
ec _{7,0} L	(Fr)	89,8 - 93,4	0,586 (48)
ec _{10,6} M	(Fr)	90,3 - 91,9	0,062 (6)
ec _{10,5} M	(Fr)	91,52 - 93,17	0,040 (13)
ec _{9,3} L	(Fr)	92,9 - 96,5	0,0191 (13)
ec _{10,0} K	(Fr)	94,62 (3)	0,16 (9)
ec _{4,0} M	(Fr)	95,01 - 96,66	0,426 (32)
ec _{5,0} M	(Fr)	95,27 - 96,92	0,0212 (16)
ec _{6,0} M	(Fr)	96,3 - 97,9	0,086 (39)
ec _{7,0} M	(Fr)	103,8 - 105,4	0,148 (14)
ec _{11,5} L	(Fr)	106,18 - 109,78	0,0465 (29)
ec _{7,0} N	(Fr)	107,3 - 108,2	0,0388 (33)
ec _{13,2} K	(Fr)	115,77 (3)	0,0186 (12)
ec _{11,5} M	(Fr)	120,17 - 121,82	0,0119 (7)
ec _{9,0} L	(Fr)	131,43 - 135,04	0,01940 (44)
ec _{10,3} L	(Fr)	138,619 - 142,228	0,212 (21)
ec _{10,3} M	(Fr)	152,609 - 154,259	0,051 (5)
ec _{10,0} L	(Fr)	177,12 - 180,72	0,0465 (29)
ec _{10,0} M	(Fr)	191,11 - 192,76	0,0117 (9)
ec _{33,4} K	(Fr)	351,11 (3)	0,0185 (14)

6 Photon Emissions

6.1 X-Ray Emissions

		Energy keV	Photons per 100 disint.	
XL	(Fr)	10,380 — 17,799	18,7 (9)	
XK α_2	(Fr)	83,23	1,00 (8)	} K α
XK α_1	(Fr)	86,1	1,64 (12)	}
XK β_3	(Fr)	96,815	}	
XK β_1	(Fr)	97,474	}	K' β_1
XK β_5''	(Fr)	98,069	}	
XK β_2	(Fr)	100,16	}	
XK β_4	(Fr)	100,548	}	K' β_2
XKO _{2,3}	(Fr)	100,972	}	

6.2 Gamma Emissions

	Energy keV	Photons per 100 disint.
$\gamma_{2,1}$ (Fr)	10,6	0,015 (2)
$\gamma_{1,0}$ (Fr)	26,0 (1)	0,00159 (21)
$\gamma_{2,0}$ (Fr)	36,69 (3)	0,0181 (15)
$\gamma_{3,0}$ (Fr)	38,58 (4)	0,0107 (10)
$\gamma_{8,4}$ (Fr)	46,24 (5)	0,0049 (7)
$\gamma_{9,6}$ (Fr)	49,12 (4)	0,0080 (8)
$\gamma_{9,5}$ (Fr)	50,2	0,00062
$\gamma_{34,32}$ (Fr)	53,4 (4)	0,004
$\gamma_{13,10}$ (Fr)	57,71 (4)	0,0051 (8)
$\gamma_{6,3}$ (Fr)	62,6 (3)	0,0053 (12)
$\gamma_{4,2}$ (Fr)	62,94 (3)	0,49 (3)
$\gamma_{5,2}$ (Fr)	63,5 (3)	0,021 (3)
$\gamma_{6,2}$ (Fr)	64,27 (3)	0,047 (4)
$\gamma_{7,3}$ (Fr)	69,86 (5)	0,0047 (12)
$\gamma_{7,2}$ (Fr)	71,71 (4)	0,0132 (13)
$\gamma_{4,1}$ (Fr)	73,55 (9)	0,019 (5)
$\gamma_{5,1}$ (Fr)	73,85 (3)	0,309 (23)
$\gamma_{6,1}$ (Fr)	74,82 (5)	0,015 (3)
$\gamma_{11,8}$ (Fr)	78,8	0,0123 (19)
$\gamma_{10,7}$ (Fr)	87,41 (3)	0,271 (19)
$\gamma_{10,6}$ (Fr)	94,90 (2)	0,105 (10)
$\gamma_{10,5}$ (Fr)	96,16 (5)	0,033 (7)
$\gamma_{4,0}$ (Fr)	99,67 (5)	0,76 (5)

	Energy keV	Photons per 100 disint.
$\gamma_{5,0}(\text{Fr})$	99,89 (6)	1,08 (8)
$\gamma_{6,0}(\text{Fr})$	100,86 (4)	0,096 (8)
$\gamma_{13,9}(\text{Fr})$	103,48 (10)	0,0030 (7)
$\gamma_{7,0}(\text{Fr})$	108,38 (3)	0,255 (16)
$\gamma_{9,3}(\text{Fr})$	111,52 (3)	0,313 (21)
$\gamma_{24,16}(\text{Fr})$	112,80 (2)	0,0021 (3)
$\gamma_{23,15}(\text{Fr})$	114	0,00087 (13)
$\gamma_{8,1}(\text{Fr})$	119,85 (3)	0,080 (5)
$\gamma_{14,9}(\text{Fr})$	121,06 (7)	0,017 (5)
$\gamma_{11,6}(\text{Fr})$	123,75 (4)	0,087 (6)
$\gamma_{11,5}(\text{Fr})$	124,81 (3)	0,0292 (18)
$\gamma_{12,7}(\text{Fr})$	126,10 (5)	0,0079 (7)
$\gamma_{15,9}(\text{Fr})$	129,22 (7)	0,0027 (5)
$\gamma_{12,6}(\text{Fr})$	133,60 (3)	0,0196 (16)
$\gamma_{12,4}(\text{Fr})$	134,85 (3)	0,032 (3)
$\gamma_{26,14}(\text{Fr})$	137,4 (1)	0,0023 (3)
$\gamma_{23,13}(\text{Fr})$	139,6	0,00139 (21)
$\gamma_{17,9}(\text{Fr})$	144,7 (2)	0,00046 (12)
$\gamma_{13,7}(\text{Fr})$	145,15 (3)	0,146 (9)
$\gamma_{9,0}(\text{Fr})$	150,05 (3)	0,693 (12)
$\gamma_{13,6}(\text{Fr})$	152,64 (3)	0,0197 (13)
$\gamma_{13,4}(\text{Fr})$	153,92 (3)	0,205 (13)
$\gamma_{10,3}(\text{Fr})$	157,25 (3)	0,36 (3)
$\gamma_{18,9}(\text{Fr})$	161,35 (7)	0,0036 (9)
$\gamma_{23,11}(\text{Fr})$	169,18 (4)	0,012 (5)
$\gamma_{10,1}(\text{Fr})$	169,9	0,0139 (14)
$\gamma_{15,7}(\text{Fr})$	170,77 (5)	0,013 (7)
$\gamma_{15,6}(\text{Fr})$	178,29 (3)	0,0161 (12)
$\gamma_{16,7}(\text{Fr})$	179,78 (4)	0,0108 (8)
$\gamma_{11,3}(\text{Fr})$	186,1	0,0127 (14)
$\gamma_{17,7}(\text{Fr})$	186,29 (3)	0,0042 (5)
$\gamma_{16,6}(\text{Fr})$	187,2	0,0103 (7)
$\gamma_{11,2}(\text{Fr})$	187,96 (3)	0,53 (3)
$\gamma_{10,0}(\text{Fr})$	195,74 (3)	0,148 (9)
$\gamma_{23,10}(\text{Fr})$	197,50 (3)	0,026 (3)
$\gamma_{12,2}(\text{Fr})$	197,7 (1)	0,038 (5)
$\gamma_{11,1}(\text{Fr})$	198,47 (23)	0,0188 (13)
$\gamma_{29,13}(\text{Fr})$	205,07 (11)	0,0015 (5)
$\gamma_{13,2}(\text{Fr})$	216,89 (3)	0,32 (2)
$\gamma_{19,4}(\text{Fr})$	220,43 (8)	0,0060 (18)
$\gamma_{11,0}(\text{Fr})$	224,59 (3)	0,112 (8)
$\gamma_{13,1}(\text{Fr})$	228,2 (4)	0,0046 (12)
$\gamma_{41,32}(\text{Fr})$	231,16 (7)	0,005 (3)
$\gamma_{14,2}(\text{Fr})$	236,0 (6)	0,0017 (3)
$\gamma_{20,4}(\text{Fr})$	238,64 (8)	0,0010 (3)
$\gamma_{15,3}(\text{Fr})$	240,68 (3)	0,0117 (10)
$\gamma_{23,9}(\text{Fr})$	243,12 (5)	0,0031 (4)

	Energy keV	Photons per 100 disint.
$\gamma_{16,3}(\text{Fr})$	249,60 (3)	0,0135 (10)
$\gamma_{13,0}(\text{Fr})$	253,46 (3)	0,132 (8)
$\gamma_{17,3}(\text{Fr})$	256,0 (2)	0,00037 (7)
$\gamma_{15,0}(\text{Fr})$	279,18 (3)	0,0305 (22)
$\gamma_{36,21}(\text{Fr})$	282,1 (2)	0,00055 (5)
$\gamma_{23,7}(\text{Fr})$	284,75 (3)	0,0074 (6)
$\gamma_{25,7}(\text{Fr})$	298,33 (5)	0,0020 (3)
$\gamma_{34,13}(\text{Fr})$	317,23 (18)	0,00042 (21)
$\gamma_{27,6}(\text{Fr})$	321,77 (4)	0,0033 (4)
$\gamma_{21,0}(\text{Fr})$	348,33 (5)	0,0030 (3)
$\gamma_{23,3}(\text{Fr})$	354,56 (6)	0,0020 (7)
$\gamma_{33,10}(\text{Fr})$	356,6	0,00026 (11)
$\gamma_{24,3}(\text{Fr})$	362,38 (3)	0,0054 (5)
$\gamma_{22,0}(\text{Fr})$	367,74 (12)	0,00052 (18)
$\gamma_{34,10}(\text{Fr})$	374,98 (5)	0,0019 (5)
$\gamma_{31,7}(\text{Fr})$	388,07 (7)	0,00125 (21)
$\gamma_{37,12}(\text{Fr})$	403,13 (10)	0,00019 (16)
$\gamma_{33,8}(\text{Fr})$	405,95 (3)	0,0078 (5)
$\gamma_{32,5}(\text{Fr})$	417,90 (2)	0,0056 (5)
$\gamma_{47,27}(\text{Fr})$	429,80 (18)	0,00038 (19)
$\gamma_{36,10}(\text{Fr})$	434,82 (5)	0,0029 (3)
$\gamma_{40,14}(\text{Fr})$	442,16 (8)	0,0045 (7)
$\gamma_{33,7}(\text{Fr})$	443,43 (10)	0,0014 (5)
$\gamma_{30,3}(\text{Fr})$	443,43 (10)	0,0001
$\gamma_{28,0}(\text{Fr})$	446,31 (10)	0,0006 (4)
$\gamma_{33,6}(\text{Fr})$	451,04 (5)	0,0030 (5)
$\gamma_{33,4}(\text{Fr})$	452,23 (3)	0,107 (8)
$\gamma_{29,0}(\text{Fr})$	458,79 (8)	0,00053 (13)
$\gamma_{34,7}(\text{Fr})$	462,43 (13)	0,00044 (11)
$\gamma_{34,6}(\text{Fr})$	469,48 (5)	0,0028 (4)
$\gamma_{32,2}(\text{Fr})$	480,85 (11)	0,0340 (22)
$\gamma_{32,1}(\text{Fr})$	491,45 (10)	0,00035 (14)
$\gamma_{31,0}(\text{Fr})$	496,9 (3)	0,0015 (7)
$\gamma_{45,19}(\text{Fr})$	498,6 (6)	0,00083 (21)
$\gamma_{33,3}(\text{Fr})$	512,5 (7)	0,00055 (21)
$\gamma_{33,2}(\text{Fr})$	515,13 (3)	0,0214 (13)
$\gamma_{32,0}(\text{Fr})$	517,51 (3)	0,0159 (10)
$\gamma_{36,7}(\text{Fr})$	522,14 (4)	0,00208 (15)
$\gamma_{33,1}(\text{Fr})$	525,94 (17)	0,0353 (22)
$\gamma_{36,6}(\text{Fr})$	529,59 (3)	0,0076 (7)
$\gamma_{36,4}(\text{Fr})$	530,87 (4)	0,0047 (5)
$\gamma_{34,3}(\text{Fr})$	532,11 (9)	0,00076 (21)
$\gamma_{37,4}(\text{Fr})$	538,1 (1)	0,0038 (10)
$\gamma_{43,12}(\text{Fr})$	545,8 (6)	0,00053 (14)
$\gamma_{33,0}(\text{Fr})$	551,79 (3)	0,0052 (14)
$\gamma_{35,2}(\text{Fr})$	564,34 (11)	0,00022 (9)
$\gamma_{40,8}(\text{Fr})$	567,48 (5)	0,0012 (4)

	Energy keV	Photons per 100 disint.
$\gamma_{34,0}(\text{Fr})$	570,69 (3)	0,0040 (5)
$\gamma_{36,3}(\text{Fr})$	590,42 (5)	0,00083 (14)
$\gamma_{36,2}(\text{Fr})$	593,87 (4)	0,0029 (3)
$\gamma_{35,0}(\text{Fr})$	600,92 (3)	0,0024 (5)
$\gamma_{37,2}(\text{Fr})$	600,92 (3)	0,006
$\gamma_{41,8}(\text{Fr})$	603,09 (4)	0,00173 (21)
$\gamma_{43,9}(\text{Fr})$	628,95 (10)	0,00032 (7)
$\gamma_{37,0}(\text{Fr})$	637,1 (7)	0,00012
$\gamma_{38,0}(\text{Fr})$	645,94 (12)	0,00015 (5)
$\gamma_{41,5}(\text{Fr})$	649,03 (4)	0,0017 (5)
$\gamma_{47,10}(\text{Fr})$	656,18 (11)	0,00049 (21)
$\gamma_{42,7}(\text{Fr})$	657,88 (5)	0,0014 (3)
$\gamma_{42,4}(\text{Fr})$	667,14 (8)	0,0021 (18)
$\gamma_{46,9}(\text{Fr})$	674,9 (3)	0,00010 (5)
$\gamma_{39,0}(\text{Fr})$	679,36 (6)	0,00066 (12)
$\gamma_{47,9}(\text{Fr})$	702,00 (14)	0,00016 (7)
$\gamma_{48,10}(\text{Fr})$	747,0 (1)	0,0011 (4)
$\gamma_{47,4}(\text{Fr})$	752,46 (12)	0,00026 (7)
$\gamma_{43,1}(\text{Fr})$	754,04 (13)	0,00023 (7)
$\gamma_{42,0}(\text{Fr})$	767,9 (3)	0,00030 (6)
$\gamma_{43,0}(\text{Fr})$	780,6 (6)	0,000055 (14)
$\gamma_{44,0}(\text{Fr})$	808,48 (10)	0,0021 (3)
$\gamma_{46,0}(\text{Fr})$	824,2 (7)	0,000049

7 Main Production Modes

Ra – $^{226}(\text{d},3\text{n})\text{Ac} - 225$

Th – $^{232}(\text{p},4\text{n})\text{Ac} - 225$

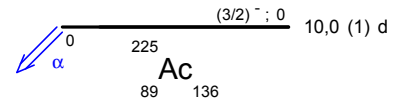
U – 233 decay chain

Th – 229 decay chain

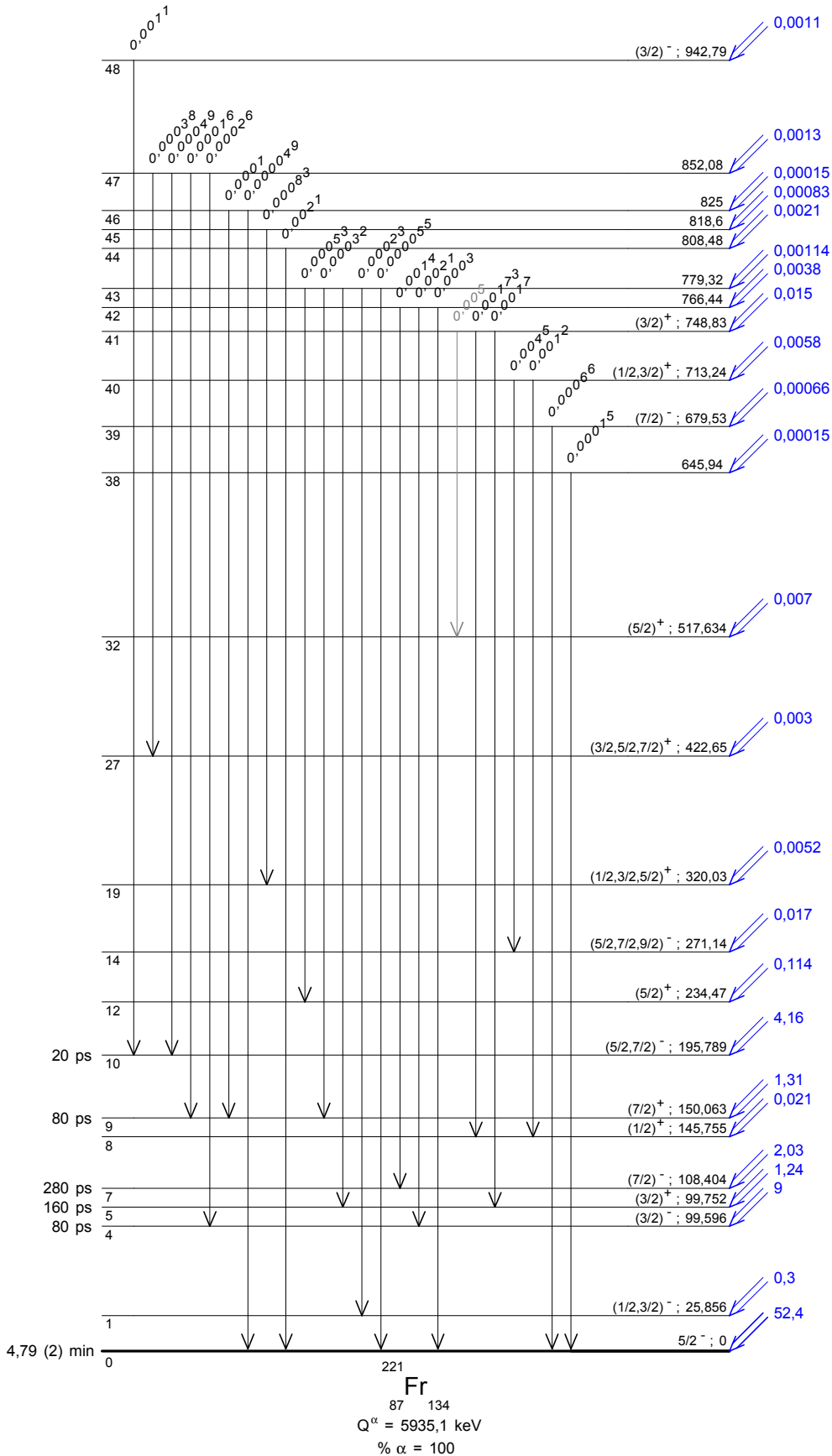
8 References

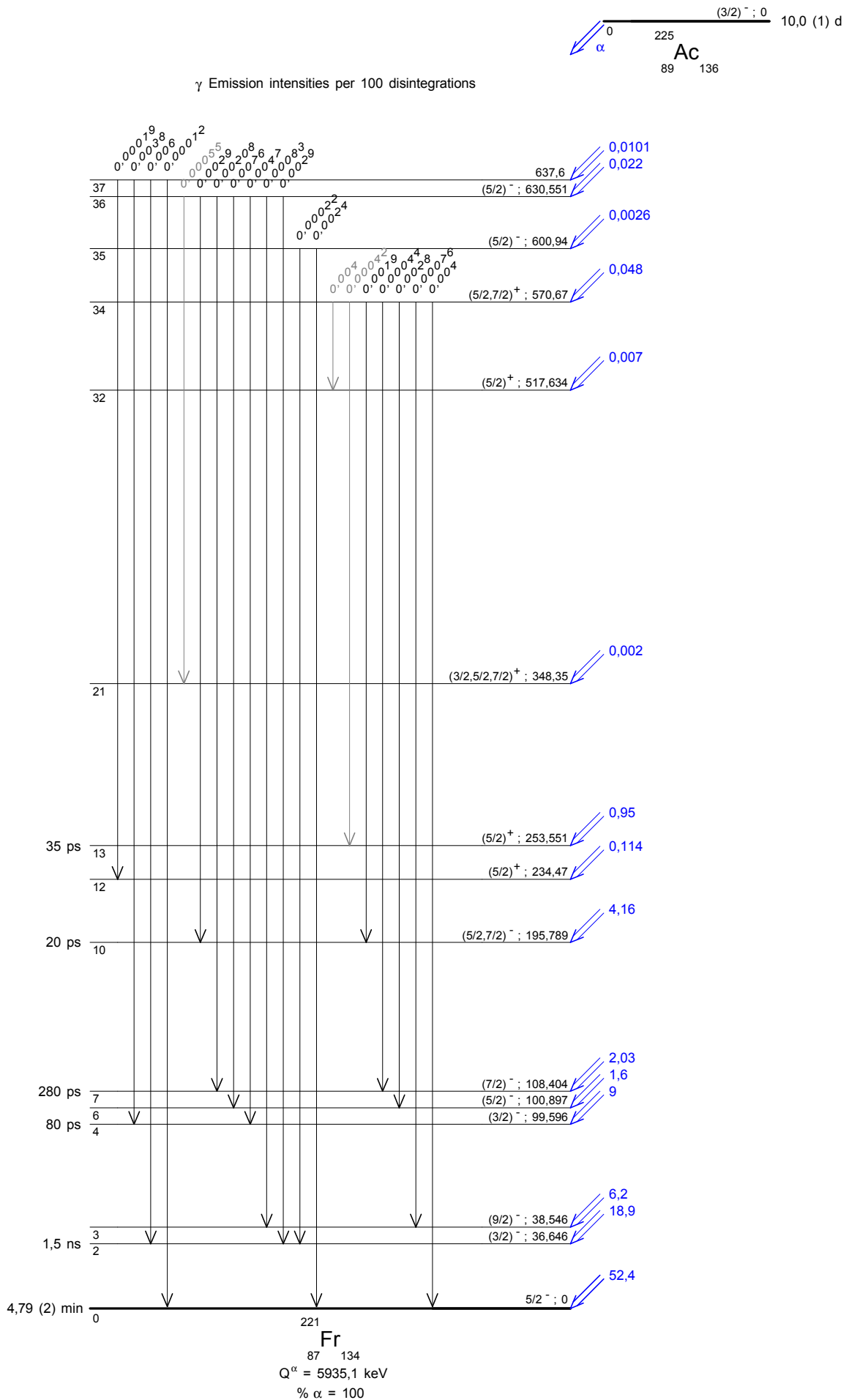
- A.C.ENGLISH, T.E. CRANSHAW, P. DEMERS, J.A.HARVEY, E.P. HINCKS, J.V. JELLEY, A.N. MAY. Phys. Rev. 72 (1947) 253
(Half-life)
- F.HAGEMANN, L.I.KATZIN, M.H.STUDIER, G.T.SEABORG, A. GHIORSO. Phys.Rev. 79 (1950) 435
(Half-life)
- G. GRAEFFE, K.VALLI, J. AALTONEN. Ann. Acad. Sci. Fenn. Ser.A VI, No.145 (1964)
(Alpha energies and intensities)
- G.BASTIN-SCOFFIER. Comp. Rend. Acad. Sci. (Paris) 265B (1967) 863
(Alpha energies and intensities)
- B.S.DZHELEPOV, R.B.IVANOV, M.A. MIKHAILOVA, L.N. MOSKVIN, O.M. NAZARENKO, V.F. RODIONOV. Izv. Akad. Nauk SSSR Ser.Fiz., 31 (1967) 568
(Alpha energies and intensities)
- C.-F.LEANG. Compt.Rend. 265B (1967) 417
(Gamma ray energies and intensities)

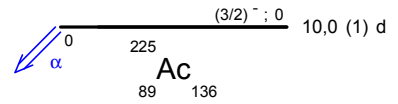
- C.-F.LEANG, F.GAUTIER. J. Phys. (Paris) 30 (1969) 296
(Gamma ray energies)
- B.S.DZHELEPOV, A.V.ZOLOTAVIN, R.B.IVANOV, M.A. MIKHAILOVA, V.O. SERGEEV, M.I. SOVTSOV. Proc.21st Ann. Conf. Nucl.Spectrosc.Struct. At.Nuclei Moscow, Pt.1 (1971) 140
(Gamma ray energies and intensities, Conv. Elec. Intensities)
- B.S.DZHELEPOV, R.B.IVANOV, M.A. MIKHAILOVA, V.O. SERGEEV. Izv. Akad.Nauk SSSR Ser.Fiz. 36 (1972) 2080
(Gamma ray energies and intensities, Conv. Elec. Intensities)
- N.A.GOLOVKOV, B.S.DZHELEPOV, R.B.IVANOV, M.A.BMIKHAILOVA, V.G.BCHUMIN. Sov. J. Nucl. Phys. 15 (1972) 349
(Alpha intensities)
- T.VYLOV, N.A.GOLOVKOV, B.S.DZHELEPOV, R.B. IVANOV, M.A. MIKHAILOVA, Y.V.B NORSEEV, V.G.B CHUMIN. Bull. Acad. Sci. USSR Phys.Ser., 41, No.8 (1977) 85
(Gamma ray energies and intensities, Multipolarity)
- A.RYTZ. At.Data Nucl.Data Tables 23 (1979) 507
(Alpha energies and intensities)
- J.K.DICKENS, J.W.MCCONNELL. Radiochem. Radioanal. Lett. 47 (1981) 331
(Gamma ray energies and intensities)
- R.G.HELMEER, C.W.REICH, M.A.LEE, I. AHMAD. Int. J. Appl. Radiat. Isotop. 37 (1986) 139
(Gamma ray energies, intensities and emission probabilities)
- G.ARDISSON, M.C. KOUASSI, J. DALMASSO. Priv.Comm. (1990)
(Gamma ray energies and intensities, Multipolarity)
- M.C.KOUASSI, J.DALMASSO, H.MARIA, G.ARDISSON, M. HUSSONNOIS. J. Radioanal. Nucl. Chem. 144 (1990) 387
(Gamma ray energies and intensities)
- Y.A.AKOVALI. Nucl. Data Sheets 60 (1990) 617
(NDS)
- Y.A.AKOVALI. Nucl.Data Sheets 61 (1990) 623
(NDS)
- M.C.KOUASSI, J.DALMASSO, M.HUSSONNOIS, V.BARCI, G. ARDISSON. J. Radioanal. Nucl. Chem. 153 (1991) 293
(Gamma ray energies and intensities)
- K.YA.GROMOV, M.YA.KUZNETSOVA, YU.N.NORSEEV, N.I.RUKHADZE, V.I. FOMINYKH, V.V. TSUPKO-SITNIKOV, V.G. CHUMIN, M.B. YULDASHEV, YU.S. BUTABAEV, R.A. NIYAZOV. Bull. Acad. Sci. USSR 58 (1994) 29
(Gamma ray energies and intensities)
- V.G.CHUMIN, S.S.ELISEEV, K.YA. GROMOV, YU.V. NORSEEV, V.I. FOMINYKH, V.V. TSUPKO-SITNIKOV. Bull. Acad. Sci. USSR 59 (1995) 1854
(Gamma ray energies, intensities and emission probabilities)
- R.K.SHELINE, C.F.LIANG, P.PARIS. Phys. Rev. C51 (1995) 1192
(Gamma ray emission probabilities)
- E.SCHÖNFELD, H.JANSSEN. Nucl. Instrum. Meth. Phys. Res. A369 (1996) 527
(Atomic data)
- G.ARDISSON, J.GASPARRO, V.BARCI, R.K. SHELINE. Phys. Rev. C62 (2000) 064306
(Gamma ray energies and intensities)
- J.GASPARRO, G.ARDISSON, V.BARCI, R.K. SHELINE. Phys. Rev. C62 (2000) 064305
(Gamma ray energies, intensities and emission probabilities)
- S.A.KUDRYA, V.M. GOROZHANKIN, K.YA.GROMOV, SH.R. MALIKOV, L.A. MALOV, V.A. SERGIENKO, V.I. FOMINYKH, V.V. TSUPKO-SITNIKOV, V.G.CHUMIN, E.A.YAKUSHEV. Bull. Acad. Sci. USSR 67 (2003) 7
(Gamma ray energies and intensities, Alpha energies and intensities, Conv. Elec. energies and intensities, Multipolarity)
- G.AUDI, A.H.WAPSTRA, C.THIBAUT. Nucl. Phys. A729 (2003) 129
(Q)



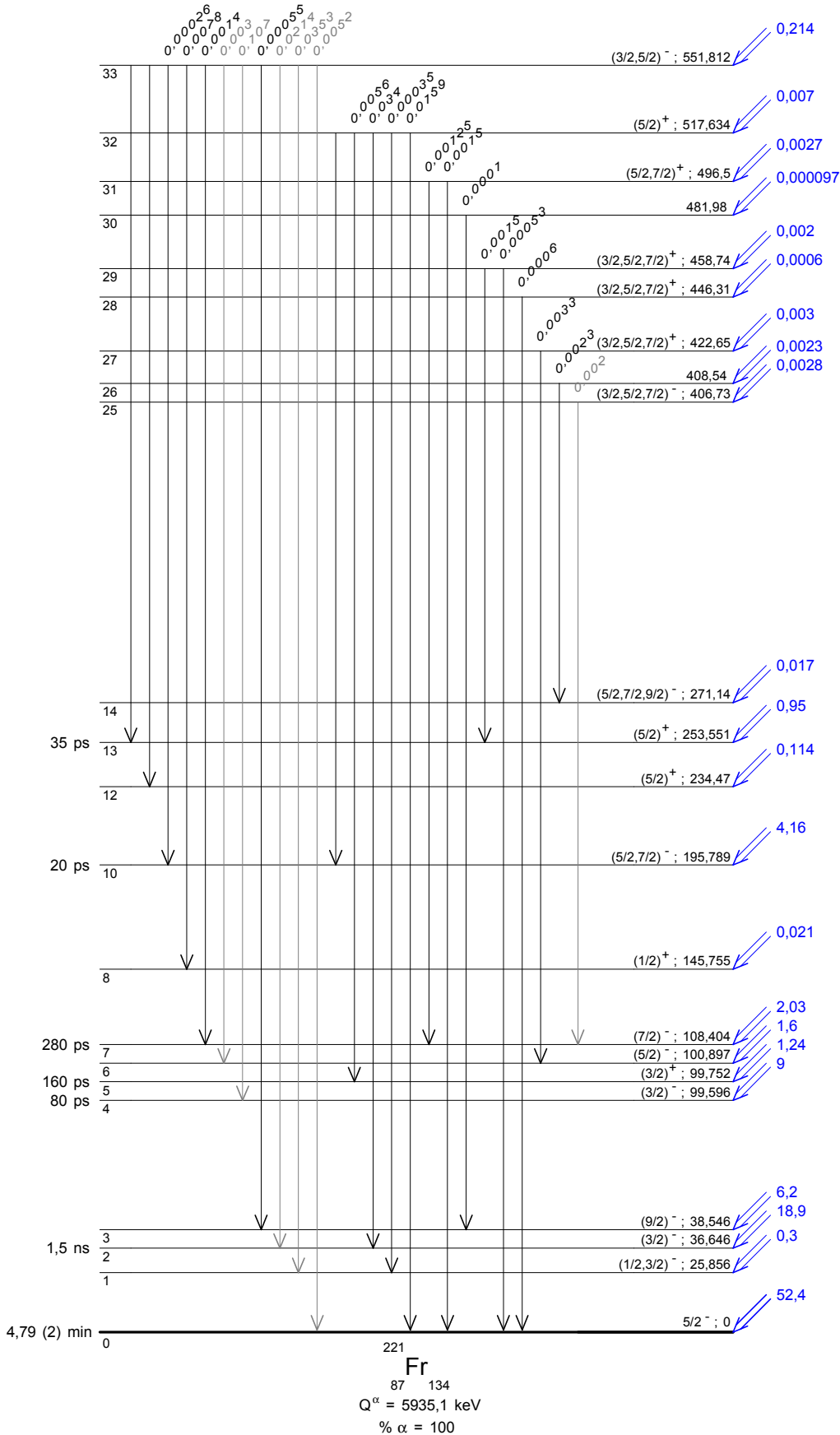
γ Emission intensities per 100 disintegrations

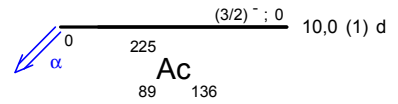




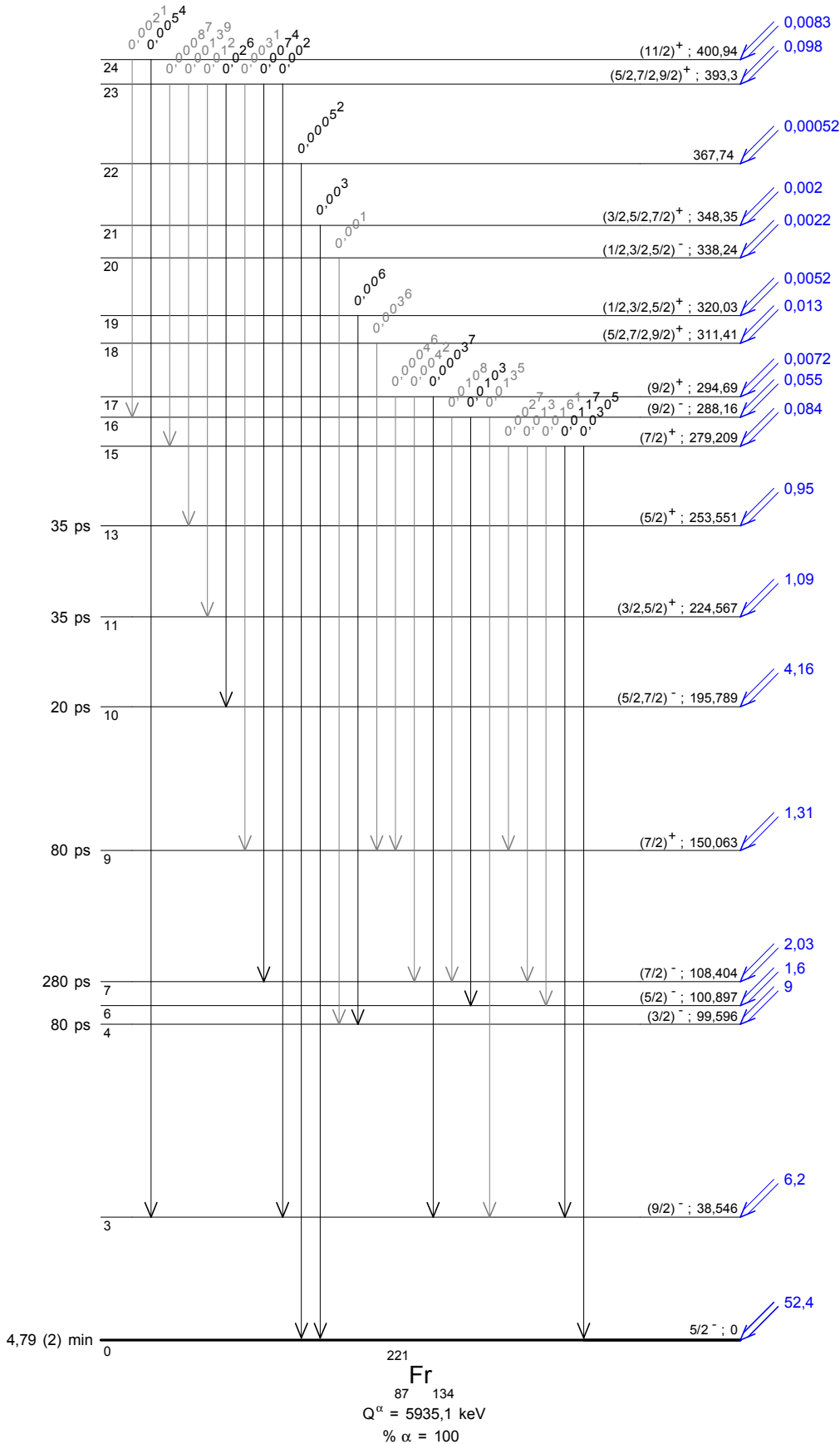


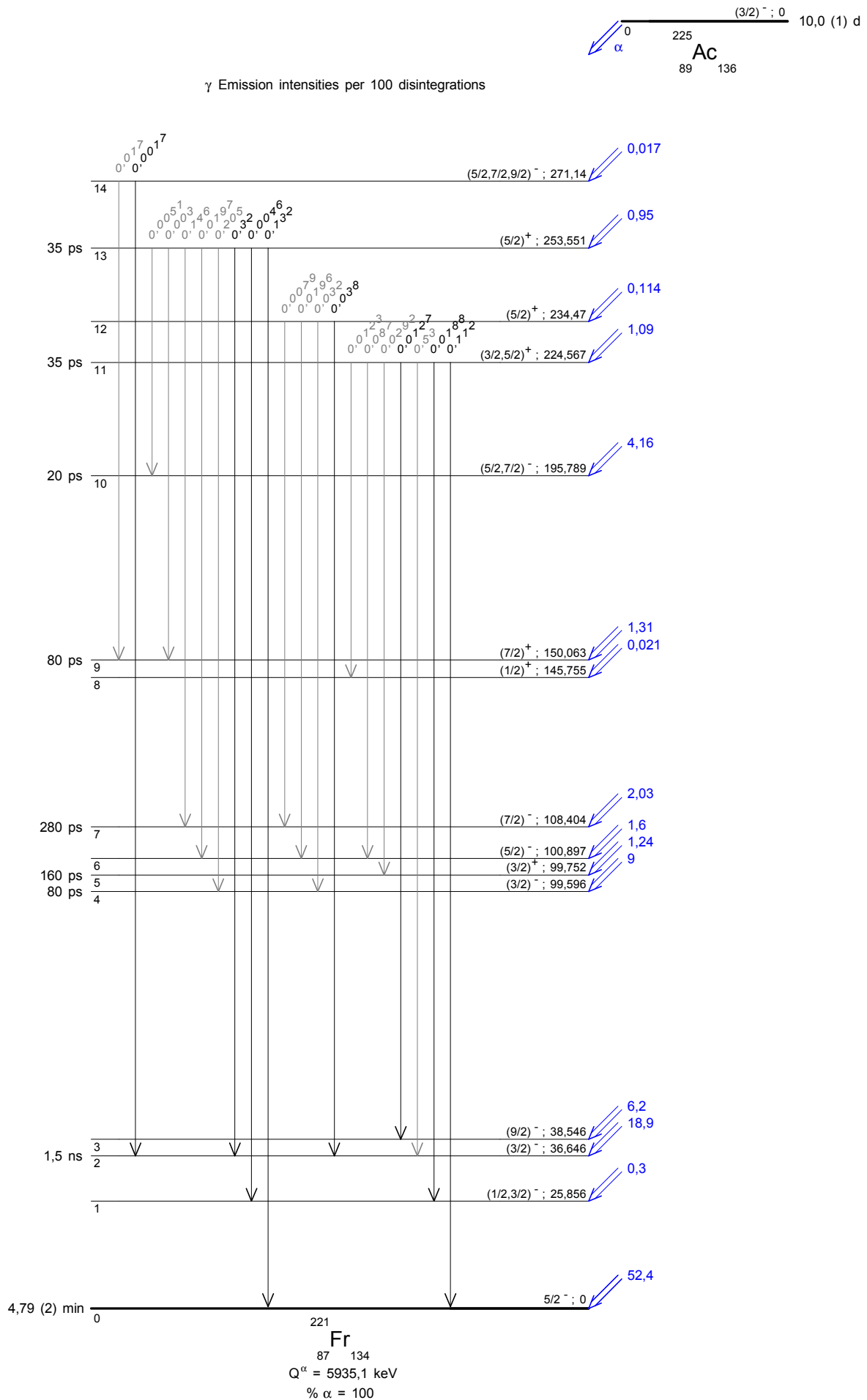
γ Emission intensities per 100 disintegrations

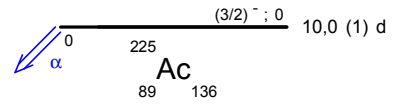




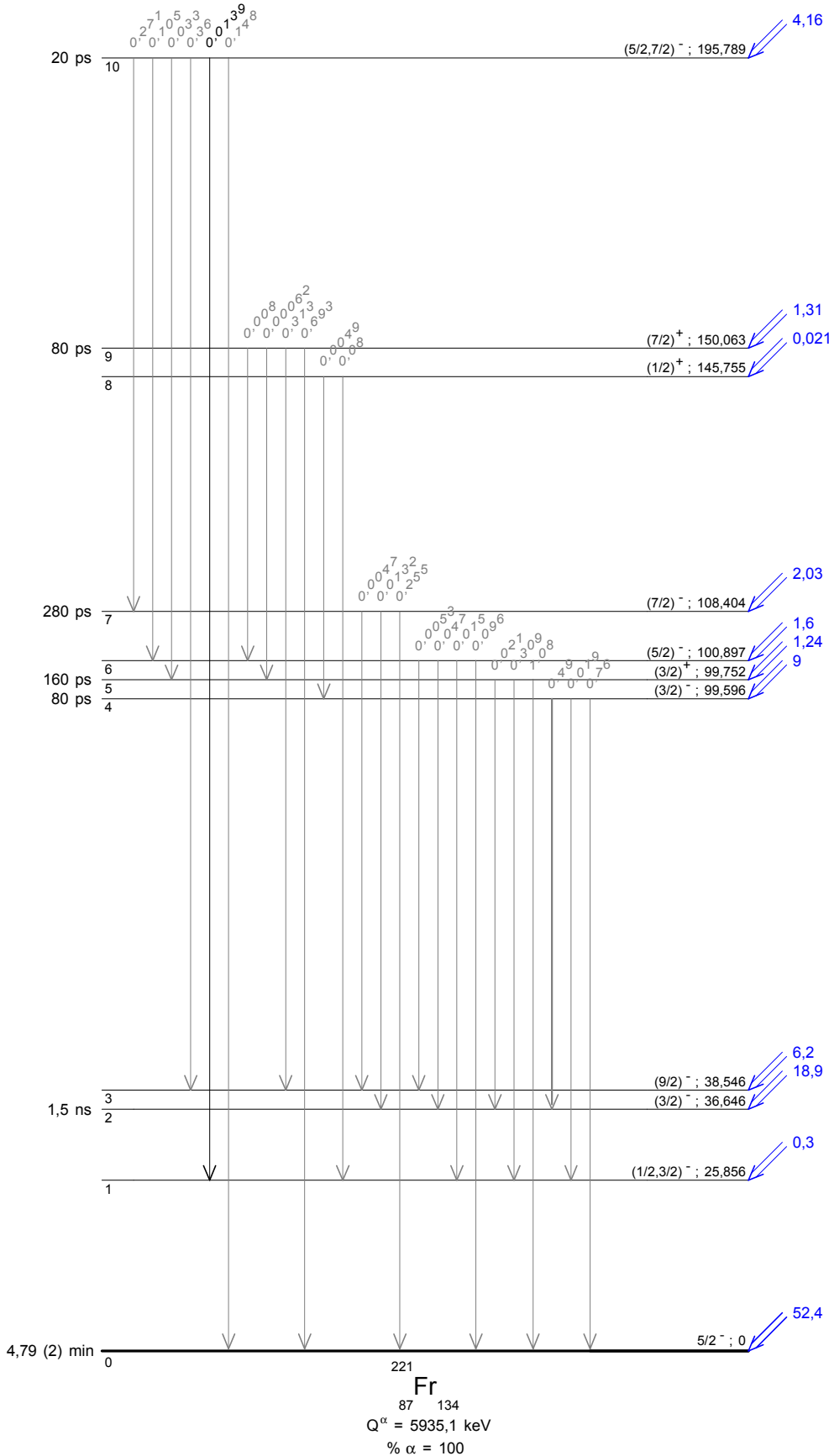
γ Emission intensities per 100 disintegrations

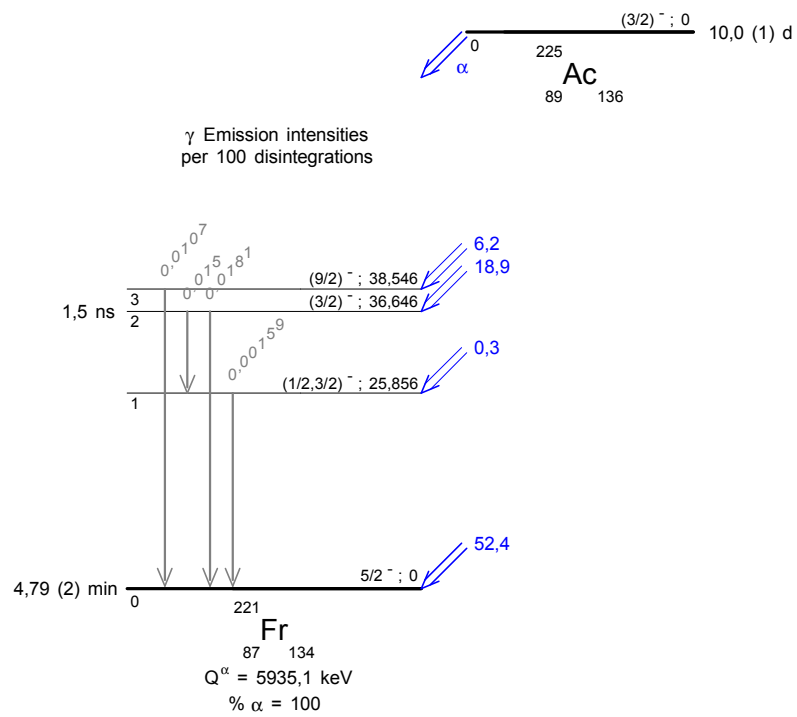






γ Emission intensities per 100 disintegrations







1 Decay Scheme

Ra-228 disintegrates 100 % by beta minus emissions to the excited states of Ac-228.

Le radium 228 se désintègre par émission bêta moins vers les niveaux excités de l'actinium 228.

2 Nuclear Data

$T_{1/2}({}^{228}\text{Ra})$:	5,75	(4)	a
$T_{1/2}({}^{228}\text{Ac})$:	6,15	(2)	h
$Q^{-}({}^{228}\text{Ra})$:	45,8	(7)	keV

2.1 β^{-} Transitions

	Energy keV	Probability $\times 100$	Nature	lg ft
$\beta_{0,4}^{-}$	12,7 (7)	30 (10)	Allowed	5,11
$\beta_{0,3}^{-}$	25,6 (7)	8,7 (9)	1st Forbidden	6,2
$\beta_{0,2}^{-}$	39,1 (7)	49 (10)	Allowed	6,45
$\beta_{0,1}^{-}$	39,5 (7)	12 (10)	1st Forbidden	7,07

2.2 Gamma Transitions and Internal Conversion Coefficients

	Energy keV	$P_{\gamma+ce}$ $\times 100$	Multipolarity	α_L	α_M	α_T
$\gamma_{1,0}(\text{Ac})$	6,28 (3)	12 (10)	M2		4930000 (140000)	6680000 (190000)
$\gamma_{2,0}(\text{Ac})$	6,67 (2)	89 (14)	E2		1172000 (24000)	1560000 (40000)
$\gamma_{4,3}(\text{Ac})$	12,88 (11)	2,30 (46)	E1		5,11 (14)	6,67 (18)
$\gamma_{3,2}(\text{Ac})$	13,520 (36)	11,0 (7)	E1		4,48 (7)	5,86 (10)
$\gamma_{4,2}(\text{Ac})$	26,40 (11)	28 (10)	M1 + E2	151 (3)	37,2 (7)	201 (4)

3 Atomic Data

3.1 Ac

ω_K	:	0,969	(4)
$\bar{\omega}_L$:	0,464	(18)
n_{KL}	:	0,799	(5)

4 Electron Emissions

		Energy keV	Electrons per 100 disint.
e _{AL}	(Ac)	5,87 - 19,67	12 (5)
ec _{1,0} M	(Ac)	1,28 - 3,06	9 (7)
ec _{2,0} M	(Ac)	1,67 - 3,45	67 (11)
ec _{1,0} N	(Ac)	5,01 - 5,97	2,5 (21)
ec _{2,0} N	(Ac)	5,40 - 6,36	17,8 (28)
ec _{4,2} L	(Ac)	6,6 - 10,5	21 (8)
ec _{4,3} M	(Ac)	7,88 - 9,66	1,53 (31)
ec _{3,2} M	(Ac)	8,52 - 10,30	7,17 (46)
ec _{4,3} N	(Ac)	11,61 - 12,57	0,39 (8)
ec _{3,2} N	(Ac)	12,25 - 13,21	1,82 (12)
ec _{4,2} M	(Ac)	21,4 - 23,2	5,2 (19)
ec _{4,2} N	(Ac)	25,1 - 26,1	1,38 (49)
$\beta_{0,4}^-$	max:	12,7 (7)	30 (10)
$\beta_{0,4}^-$	avg:		
$\beta_{0,3}^-$	max:	25,6 (7)	8,7 (9)
$\beta_{0,3}^-$	avg:		
$\beta_{0,2}^-$	max:	39,1 (7)	49 (10)
$\beta_{0,2}^-$	avg:		
$\beta_{0,1}^-$	max:	39,5 (7)	12 (10)
$\beta_{0,1}^-$	avg:		

5 Photon Emissions

5.1 X-Ray Emissions

	Energy keV	Photons per 100 disint.
XL (Ac)	10,8701 — 18,9228	9,6 (19)

5.2 Gamma Emissions

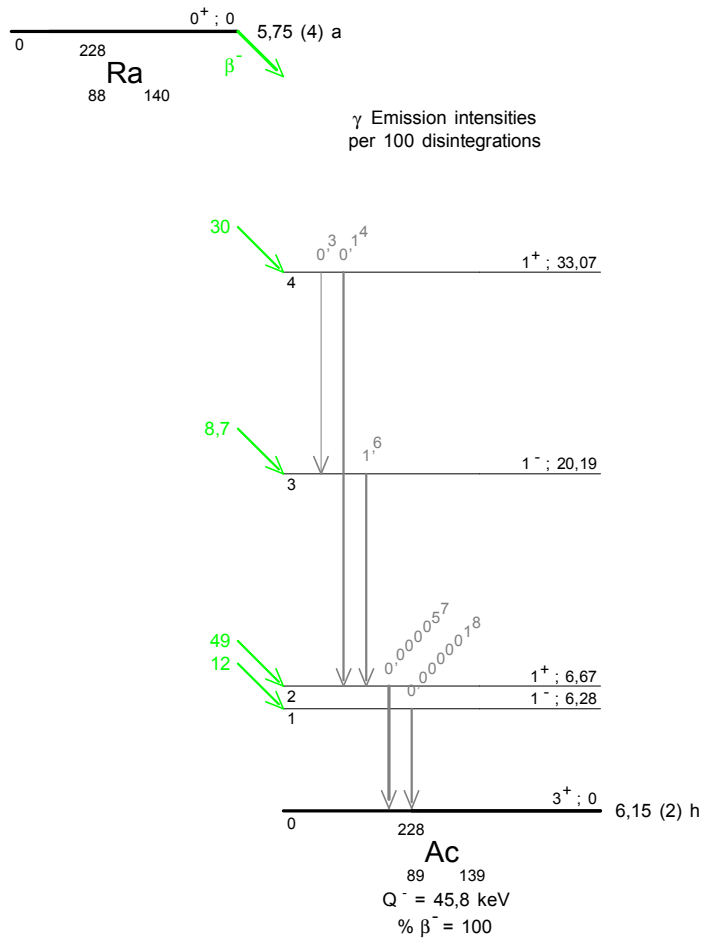
	Energy keV	Photons per 100 disint.
$\gamma_{1,0}(\text{Ac})$	6,28 (3)	0,0000018 (15)
$\gamma_{2,0}(\text{Ac})$	6,67 (2)	0,000057 (9)
$\gamma_{4,3}(\text{Ac})$	12,88 (11)	0,30 (6)
$\gamma_{3,2}(\text{Ac})$	13,520 (36)	1,6 (1)
$\gamma_{4,2}(\text{Ac})$	26,40 (11)	0,14 (5)

6 Main Production Modes

Th – ²³²(α)Ra – ²²⁸

7 References

- M. CURIE, A. DEBIERNE, A.S. EVE, H. GEIGER, O. HAHN, S.C. LIND, ST. MEYER, E. RUTHERFORD, E. SCHWEIDLER. Rev. Mod. Phys. 3 (1931) 427-445
(Half-life)
- R.A. DUDLEY. MIT Report NYO-9504 (1960) 85-86
(Half-life)
- J. TOUSSET, A. MOUSSA. J. Phys. Radium 22 (1961) 683-685
(Beta emission energies, Beta emission probabilities, Gamma ray energies)
- C.W. MAYS, D.R. ATHERTON, R.D. LLOYD, H.F. LUCAS, B.J. STOVER, F.W. BRUENGER. Utah Univ. Report COO-225 (1962) 92-105
(Half-life)
- M. HERMENT, A. GIZON. Ann.Rept. ISN Grenoble (1972) 115
(Beta emission energies)
- P.C. SOOD, A. GIZON, D.G. BURKE, B. SINGH, C.F. LIANG, R.K. SHELINE, M.J. MARTIN, R.W. HOFF. Phys. Rev. C 52 (1995) 88-92
(Beta emission energies, Beta emission probabilities, Gamma ray energies, Gamma-ray emission probabilities, Multipolarities, Spin and Parity)
- A. ARTNA-COHEN. Nucl. Data Sheets 80 (1997) 723-785
(Spin and Parity, Multipolarities, Mixing ratio, Beta emission energies, Beta emission probabilities, Gamma ray energies, Half-life)
- G. AUDI, A.H. WAPSTRA, C. THIBAUT. Nucl. Phys. A 729 (2003) 337-676
(Q)





1 Decay Scheme

Th-231 disintegrates 100 % by beta minus emission to the levels in Pa-231.

Le thorium 231 se désintègre par émissions bêta moins vers des niveaux excités de protactinium 231.

2 Nuclear Data

$T_{1/2}(^{231}\text{Th})$:	25,522	(10)	h
$T_{1/2}(^{231}\text{Pa})$:	32,76	(11)	10^3 a
$Q^-(^{231}\text{Th})$:	391,6	(15)	keV

2.1 β^- Transitions

	Energy keV	Probability $\times 100$	Nature	lg <i>ft</i>
$\beta_{0,14}^-$	39,8 (15)	0,0032 (2)		7,33
$\beta_{0,13}^-$	71,4 (15)	0,066 (2)	1st Forbidden	6,79
$\beta_{0,12}^-$	73,6 (15)	0,00078 (5)		8,76
$\beta_{0,11}^-$	144,3 (15)	2,7 (4)	Allowed	6,11
$\beta_{0,10}^-$	173,4 (15)	0,31 (23)		7,3
$\beta_{0,9}^-$	208,1 (15)	12,2 (15)	Allowed	5,95
$\beta_{0,8}^-$	217,4 (15)	1,36 (24)		6,96
$\beta_{0,6}^-$	289,3 (15)	13 (8)	Allowed	6,4
$\beta_{0,5}^-$	290,2 (15)	41 (16)	Allowed	5,88
$\beta_{0,4}^-$	307,4 (15)	29 (18)	Allowed	6,1
$\beta_{0,3}^-$	313,9 (15)	0,43 (2)	1st Forbidden	7,97
$\beta_{0,2}^-$	333,0 (15)	0,17 (17)	1st Forbidden	8,2
$\beta_{0,0}^-$	391,6 (15)	0,022 (7)	1st Forbidden	9,57

2.2 Gamma Transitions and Internal Conversion Coefficients

	Energy keV	$P_{\gamma+ce}$ $\times 100$	Multipolarity	α_K	α_L	α_M	α_T
$\gamma_{1,0}$ (Pa)	9,2	0,498					
$\gamma_{7,5}$ (Pa)	10,25	0,737					
$\gamma_{5,4}$ (Pa)	17,2	45 (16)	(M1)			135,7	193
$\gamma_{6,4}$ (Pa)	18,07	22 (10)	M1+E2		349	304	800
$\gamma_{4,2}$ (Pa)	25,65 (2)	74,6 (39)	E1		3,26 (5)	0,843 (12)	4,37 (7)
$\gamma_{5,2}$ (Pa)	42,89 (7)	0,1275 (34)	[E1]		0,85 (2)	0,21 (1)	1,14 (2)
$\gamma_{10,8}$ (Pa)	44,08 (17)	0,22 (23)	[M1+E2]		240 (210)	70 (60)	300 (300)
$\gamma_{2,0}$ (Pa)	58,5719 (24)	75,1 (27)	E2		113,6 (16)	31,3 (5)	155,5 (22)
$\gamma_{11,9}$ (Pa)	63,86 (3)	0,82 (36)	M1+E2		25 (11)	6,6 (31)	34 (15)
$\gamma_{3,1}$ (Pa)	68,5 (1)	0,438 (13)	E2		53,5 (8)	14,8 (3)	73,3 (12)
$\gamma_{8,5}$ (Pa)	72,7518 (45)	0,333 (22)	[E1]		0,211 (3)	0,0517 (7)	0,280 (4)
$\gamma_{3,0}$ (Pa)	77,69	0,0042 (7)					
$\gamma_{9,6}$ (Pa)	81,2280 (14)	8,2 (13)	M1(+E2)		6,1 (10)	1,5 (3)	8,1 (14)
$\gamma_{9,5}$ (Pa)	82,0870 (17)	3,7 (6)	M1(+E2)		5,9 (9)	1,5 (3)	7,9 (13)
$\gamma_{4,0}$ (Pa)	84,2148 (13)	23,4 (17)	E1		1,77 (2)	0,57 (10)	2,50 (25)
$\gamma_{8,4}$ (Pa)	89,95 (2)	1,171 (35)	E1		0,121 (2)	0,0294 (4)	0,1598 (22)
$\gamma_{6,1}$ (Pa)	93,02 (4)	0,0459 (34)	[E1]		0,110 (2)	0,0269 (4)	0,1463 (21)
$\gamma_{9,4}$ (Pa)	99,2814 (31)	0,96 (7)	M1+E2		4,43 (24)	1,13 (7)	6,0 (4)
$\gamma_{6,0}$ (Pa)	102,2700 (13)	0,491 (12)	E1		0,086 (1)	0,0210 (3)	0,1141 (16)
$\gamma_{9,3}$ (Pa)	105,81 (3)	0,0087 (6)	[E1]		0,0787 (11)	0,0192 (3)	0,1043 (15)
$\gamma_{10,7}$ (Pa)	106,61 (3)	0,0197 (8)	[E1]		0,0772 (11)	0,0188 (3)	0,1023 (14)
$\gamma_{8,2}$ (Pa)	115,63 (3)	0,0121 (47)	[M1+E2]	5,4 (52)	3,3 (12)	0,9 (4)	10 (4)
$\gamma_{10,5}$ (Pa)	116,831 (23)	0,0302 (12)	E1	0,262 (4)	0,0608 (9)	0,01478 (21)	0,342 (5)
$\gamma_{9,2}$ (Pa)	124,916 (19)	0,0763 (20)	E1	0,226 (4)	0,0511 (8)	0,01241 (18)	0,294 (4)
$\gamma_{10,4}$ (Pa)	134,03 (2)	0,0318 (10)	E1	0,192 (3)	0,0426 (6)	0,01033 (15)	0,249 (4)
$\gamma_{11,7}$ (Pa)	135,667 (11)	0,72 (9)	M1(+E2)	6,1 (14)	1,40 (19)	0,35 (6)	8,0 (11)
$\gamma_{13,9}$ (Pa)	136,75 (7)	0,00547 (19)	[E1]	0,184 (3)	0,0404 (6)	0,00981 (14)	0,237 (3)
$\gamma_{10,3}$ (Pa)	140,55 (4)	0,0047 (19)	[M1+E2]	3 (3)	1,5 (4)	0,40 (12)	5,3 (25)
$\gamma_{11,6}$ (Pa)	145,061 (40)	0,0201 (11)	[E2]	0,237 (4)	1,627 (23)	0,448 (7)	2,46 (3)
$\gamma_{11,5}$ (Pa)	145,941 (20)	0,198 (27)	M1+E2	3,4 (10)	1,27 (10)	0,33 (4)	5,1 (8)
$\gamma_{11,4}$ (Pa)	163,105 (4)	0,92 (7)	M1(+E2)	3,9 (4)	0,783 (22)	0,190 (9)	4,9 (4)
$\gamma_{8,1}$ (Pa)	165,00 (5)	0,00857 (35)	[E2]	0,209 (3)	0,917 (13)	0,252 (4)	1,464 (2)
$\gamma_{11,3}$ (Pa)	169,66 (3)	0,00161 (8)	[E1]	0,1113 (16)	0,0233 (4)	0,00564 (8)	0,1421 (20)
$\gamma_{8,0}$ (Pa)	174,16 (2)	0,067 (27)	[M1+E2]	1,8 (16)	0,68 (5)	0,177 (22)	2,7 (15)
$\gamma_{9,0}$ (Pa)	183,486 (25)	0,0375 (9)	E1	0,0928 (13)	0,0191 (3)	0,00463 (7)	0,1181 (17)
$\gamma_{11,2}$ (Pa)	188,76 (2)	0,00378 (33)	[E1]	0,0869 (13)	0,01782 (25)	0,00431 (6)	0,1105 (15)
$\gamma_{13,6}$ (Pa)	217,94 (3)	0,0434 (9)	E1	0,0624 (9)	0,01248 (18)	0,00301 (5)	0,0789 (11)
$\gamma_{13,4}$ (Pa)	236,01 (3)	0,01002 (32)	[E1]	0,0521 (8)	0,01028 (15)	0,00248 (4)	0,0657 (9)
$\gamma_{12,3}$ (Pa)	240,275 (50)	0,000308 (43)	[E1]	0,0500 (7)	0,00984 (14)	0,00237 (4)	0,0630 (9)
$\gamma_{13,3}$ (Pa)	242,52 (4)	0,0016 (6)	[M1+E2]	0,7 (6)	0,22 (4)	0,055 (7)	1,0 (7)
$\gamma_{14,6}$ (Pa)	249,60 (7)	0,00085 (7)	[E1]	0,0459 (7)	0,00898 (13)	0,00216 (3)	0,0578 (8)
$\gamma_{14,5}$ (Pa)	250,45 (7)	0,00071 (7)	[E1]	0,0455 (7)	0,00891 (13)	0,00215 (3)	0,0573 (8)
$\gamma_{14,4}$ (Pa)	267,63 (8)	0,00148 (15)	[E1]	0,0393 (6)	0,00760 (11)	0,00183 (3)	0,0493 (7)
$\gamma_{14,3}$ (Pa)	274,1 (1)	0,000058 (27)	[M1+E2]	0,5 (4)	0,15 (4)	0,038 (8)	0,7 (5)
$\gamma_{12,1}$ (Pa)	308,78 (7)	0,0003748 (19)	[E1]	0,0287 (4)	0,00544 (8)	0,001306 (19)	0,0358 (5)
$\gamma_{13,1}$ (Pa)	311,00 (5)	0,005 (1)	M1+E2	0,5 (3)	0,11 (3)	0,027 (6)	0,6 (3)
$\gamma_{12,0}$ (Pa)	317,89 (8)	0,0001039 (5)	[E1]	0,0269 (4)	0,00508 (8)	0,001221 (18)	0,0336 (5)
$\gamma_{13,0}$ (Pa)	320,21 (8)	0,00022 (7)	[M1+E2]	0,34 (27)	0,09 (4)	0,023 (7)	0,5 (4)
$\gamma_{14,0}$ (Pa)	351,84 (11)	0,000090 (24)	[M1+E2]	0,26 (21)	0,066 (24)	0,016 (6)	0,35 (25)

3 Atomic Data

3.1 Pa

ω_K	:	0,970	(4)
$\bar{\omega}_L$:	0,488	(18)
n_{KL}	:	0,795	(5)

3.1.1 X Radiations

	Energy keV	Relative probability
X _K		
K α_2	92,288	62,14
K α_1	95,869	100
K β_3	107,595	}
K β_1	108,422	}
K β_5''	109,072	}
		35,84
K β_2	111,405	}
K β_4	111,87	}
K $O_{2,3}$	112,38	}
		12,15
X _L		
L ℓ	11,3676	
L α	13,1215 – 13,2887	
L η	14,9488	
L β	15,3584 – 17,6655	
L γ	18,9396 – 20,1126	

3.1.2 Auger Electrons

	Energy keV	Relative probability
Auger K		
KLL	70,081 – 78,822	100
KLX	85,989 – 95,858	59,2
KXY	101,87 – 112,59	8,76
Auger L	5,9 – 21,0	

4 Electron Emissions

		Energy keV	Electrons per 100 disint.
e _{AL}	(Pa)	5,9 - 21,0	68 (3)
e _{AK}	(Pa)		0,038 (5)
	KLL	70,081 - 78,822	}
	KLX	85,989 - 95,858	}
	KXY	101,87 - 112,59	}
ec _{4,2} L	(Pa)	4,540 - 8,912	45,3 (24)
ec _{5,4} M	(Pa)	11,8 - 13,8	31 (11)
ec _{6,4} M	(Pa)	12,71 - 14,63	8,2 (36)
ec _{4,2} M	(Pa)	20,284 - 22,203	11,7 (6)
ec _{5,2} L	(Pa)	21,78 - 26,16	0,0507 (14)
ec _{10,8} L	(Pa)	22,98 - 27,35	0,16 (16)
ec _{11,7} K	(Pa)	23,071 (11)	0,49 (11)
ec _{11,5} K	(Pa)	33,34 (2)	0,110 (33)
ec _{2,0} L	(Pa)	37,467 - 41,839	54,5 (20)
ec _{11,9} L	(Pa)	42,76 - 47,13	0,59 (26)
ec _{3,1} L	(Pa)	47,4 - 51,8	0,316 (9)
ec _{11,4} K	(Pa)	50,509 (4)	0,61 (7)
ec _{8,5} L	(Pa)	51,647 - 56,019	0,0549 (37)
ec _{2,0} M	(Pa)	53,211 - 55,130	15,0 (5)
ec _{11,9} M	(Pa)	58,50 - 60,42	0,16 (7)
ec _{9,6} L	(Pa)	60,123 - 64,495	5,5 (9)
ec _{9,5} L	(Pa)	60,982 - 65,354	2,47 (38)
ec _{3,1} M	(Pa)	63,1 - 65,1	0,0873 (28)
ec _{4,0} L	(Pa)	63,110 - 67,482	11,86 (18)
ec _{8,4} L	(Pa)	68,84 - 73,22	0,1222 (42)
ec _{9,6} M	(Pa)	75,867 - 77,786	1,36 (27)
ec _{9,5} M	(Pa)	76,726 - 78,645	0,63 (13)
ec _{9,4} L	(Pa)	78,176 - 82,548	0,607 (42)
ec _{4,0} M	(Pa)	78,854 - 80,773	3,8 (7)
ec _{9,4} M	(Pa)	93,920 - 95,839	0,155 (12)
ec _{11,7} L	(Pa)	114,562 - 118,934	0,112 (15)
ec _{11,4} L	(Pa)	142,000 - 146,372	0,122 (5)
$\beta_{0,14}^-$	max:	39,8 (15)	0,0032 (2)
$\beta_{0,14}^-$	avg:	10,1 (5)	
$\beta_{0,13}^-$	max:	71,4 (15)	0,066 (2)
$\beta_{0,13}^-$	avg:	18,3 (4)	
$\beta_{0,12}^-$	max:	73,6 (15)	0,00078 (5)
$\beta_{0,12}^-$	avg:	18,9 (4)	
$\beta_{0,11}^-$	max:	144,3 (15)	2,7 (4)
$\beta_{0,11}^-$	avg:	38,1 (5)	
$\beta_{0,10}^-$	max:	173,4 (15)	0,31 (23)

		Energy keV		Electrons per 100 disint.
$\beta_{0,10}^-$	avg:	46,2	(5)	
$\beta_{0,9}^-$	max:	208,1	(15)	12,2 (15)
$\beta_{0,9}^-$	avg:	56,2	(5)	
$\beta_{0,8}^-$	max:	217,4	(15)	1,36 (24)
$\beta_{0,8}^-$	avg:	58,9	(5)	
$\beta_{0,6}^-$	max:	289,3	(15)	13 (8)
$\beta_{0,6}^-$	avg:	80,1	(5)	
$\beta_{0,5}^-$	max:	290,2	(15)	41 (16)
$\beta_{0,5}^-$	avg:	80,4	(5)	
$\beta_{0,4}^-$	max:	307,4	(15)	29 (18)
$\beta_{0,4}^-$	avg:	85,6	(5)	
$\beta_{0,3}^-$	max:	313,9	(15)	0,43 (2)
$\beta_{0,3}^-$	avg:	87,6	(5)	
$\beta_{0,2}^-$	max:	333,0	(15)	0,17 (17)
$\beta_{0,2}^-$	avg:	93,4	(5)	
$\beta_{0,0}^-$	max:	391,6	(15)	0,022 (7)
$\beta_{0,0}^-$	avg:	111,6	(5)	

5 Photon Emissions

5.1 X-Ray Emissions

		Energy keV		Photons per 100 disint.
XL	(Pa)	11,3676 — 20,1126		65 (3)
XK α_2	(Pa)	92,288		0,37 (4) } K α
XK α_1	(Pa)	95,869		0,59 (7) }
XK β_3	(Pa)	107,595	}	
XK β_1	(Pa)	108,422	}	0,21 (2) K' β_1
XK β_5''	(Pa)	109,072	}	
XK β_2	(Pa)	111,405	}	
XK β_4	(Pa)	111,87	}	0,071 (8) K' β_2
XK $\beta_{2,3}$	(Pa)	112,38	}	

5.2 Gamma Emissions

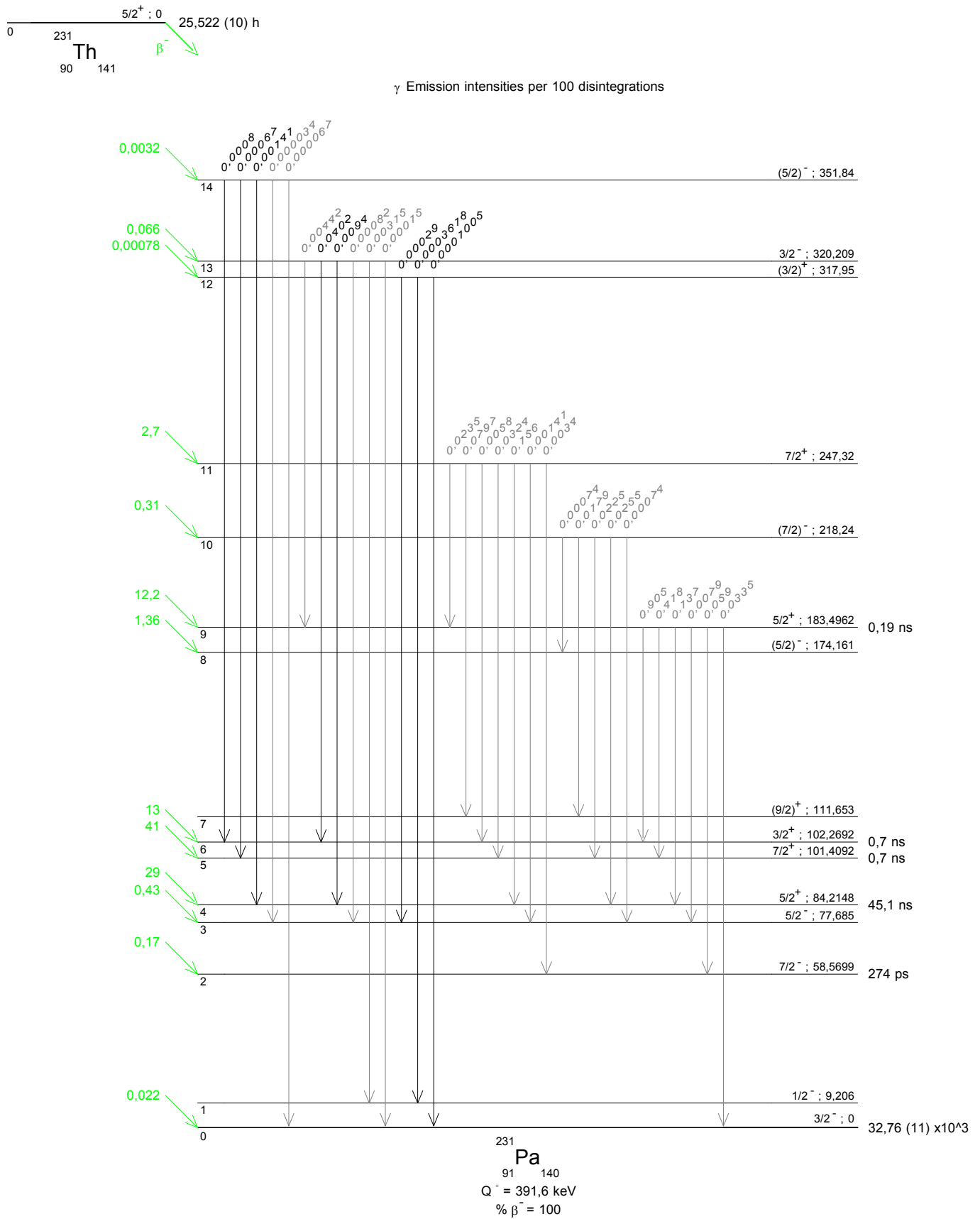
	Energy keV	Photons per 100 disint.
$\gamma_{4,2}(\text{Pa})$	25,64 (2)	13,9 (7)
$\gamma_{5,2}(\text{Pa})$	42,86 (7)	0,0596 (15)
$\gamma_{10,8}(\text{Pa})$	44,08 (17)	0,00074 (21)
$\gamma_{2,0}(\text{Pa})$	58,5700 (24)	0,480 (16)
$\gamma_{11,9}(\text{Pa})$	63,86 (3)	0,0235 (21)
$\gamma_{3,1}(\text{Pa})$	68,5 (1)	0,00590 (15)
$\gamma_{8,5}(\text{Pa})$	72,7510 (25)	0,260 (17)
$\gamma_{3,0}(\text{Pa})$	77,69	0,0042 (7)
$\gamma_{9,6}(\text{Pa})$	81,2280 (14)	0,905 (23)
$\gamma_{9,5}(\text{Pa})$	82,0870 (13)	0,418 (13)
$\gamma_{4,0}(\text{Pa})$	84,2140 (13)	6,70 (7)
$\gamma_{8,4}(\text{Pa})$	89,95 (2)	1,01 (3)
$\gamma_{6,1}(\text{Pa})$	93,02 (4)	0,040 (3)
$\gamma_{9,4}(\text{Pa})$	99,278 (3)	0,137 (6)
$\gamma_{6,0}(\text{Pa})$	102,2700 (13)	0,441 (11)
$\gamma_{9,3}(\text{Pa})$	105,81 (3)	0,0079 (5)
$\gamma_{10,7}(\text{Pa})$	106,61 (3)	0,0179 (7)
$\gamma_{8,2}(\text{Pa})$	115,63 (3)	0,00110 (16)
$\gamma_{10,5}(\text{Pa})$	116,82 (2)	0,0225 (9)
$\gamma_{9,2}(\text{Pa})$	124,914 (17)	0,0590 (15)
$\gamma_{10,4}(\text{Pa})$	134,03 (2)	0,0255 (8)
$\gamma_{11,7}(\text{Pa})$	135,664 (11)	0,0797 (22)
$\gamma_{13,9}(\text{Pa})$	136,75 (7)	0,00442 (15)
$\gamma_{10,3}(\text{Pa})$	140,54 (4)	0,00074 (7)
$\gamma_{11,6}(\text{Pa})$	145,06 (4)	0,0058 (3)
$\gamma_{11,5}(\text{Pa})$	145,94 (2)	0,0324 (12)
$\gamma_{11,4}(\text{Pa})$	163,101 (4)	0,156 (5)
$\gamma_{8,1}(\text{Pa})$	165,00 (5)	0,00348 (14)
$\gamma_{11,3}(\text{Pa})$	169,66 (3)	0,00141 (7)
$\gamma_{8,0}(\text{Pa})$	174,15 (2)	0,0180 (6)
$\gamma_{9,0}(\text{Pa})$	183,480 (25)	0,0335 (8)
$\gamma_{11,2}(\text{Pa})$	188,76 (2)	0,0034 (3)
$\gamma_{13,6}(\text{Pa})$	217,94 (3)	0,0402 (8)
$\gamma_{13,4}(\text{Pa})$	236,01 (3)	0,0094 (3)
$\gamma_{12,3}(\text{Pa})$	240,27 (5)	0,00029 (4)
$\gamma_{13,3}(\text{Pa})$	242,50 (4)	0,00082 (5)
$\gamma_{14,6}(\text{Pa})$	249,60 (7)	0,00080 (7)
$\gamma_{14,5}(\text{Pa})$	250,45 (7)	0,00067 (7)
$\gamma_{14,4}(\text{Pa})$	267,62 (8)	0,00141 (14)
$\gamma_{14,3}(\text{Pa})$	274,1 (1)	0,000034 (12)
$\gamma_{12,1}(\text{Pa})$	308,78 (7)	0,0003618 (18)
$\gamma_{13,1}(\text{Pa})$	311,00 (5)	0,00315 (14)
$\gamma_{12,0}(\text{Pa})$	317,87 (8)	0,0001005 (5)
$\gamma_{13,0}(\text{Pa})$	320,15 (8)	0,00015 (3)
$\gamma_{14,0}(\text{Pa})$	351,8 (1)	0,000067 (13)

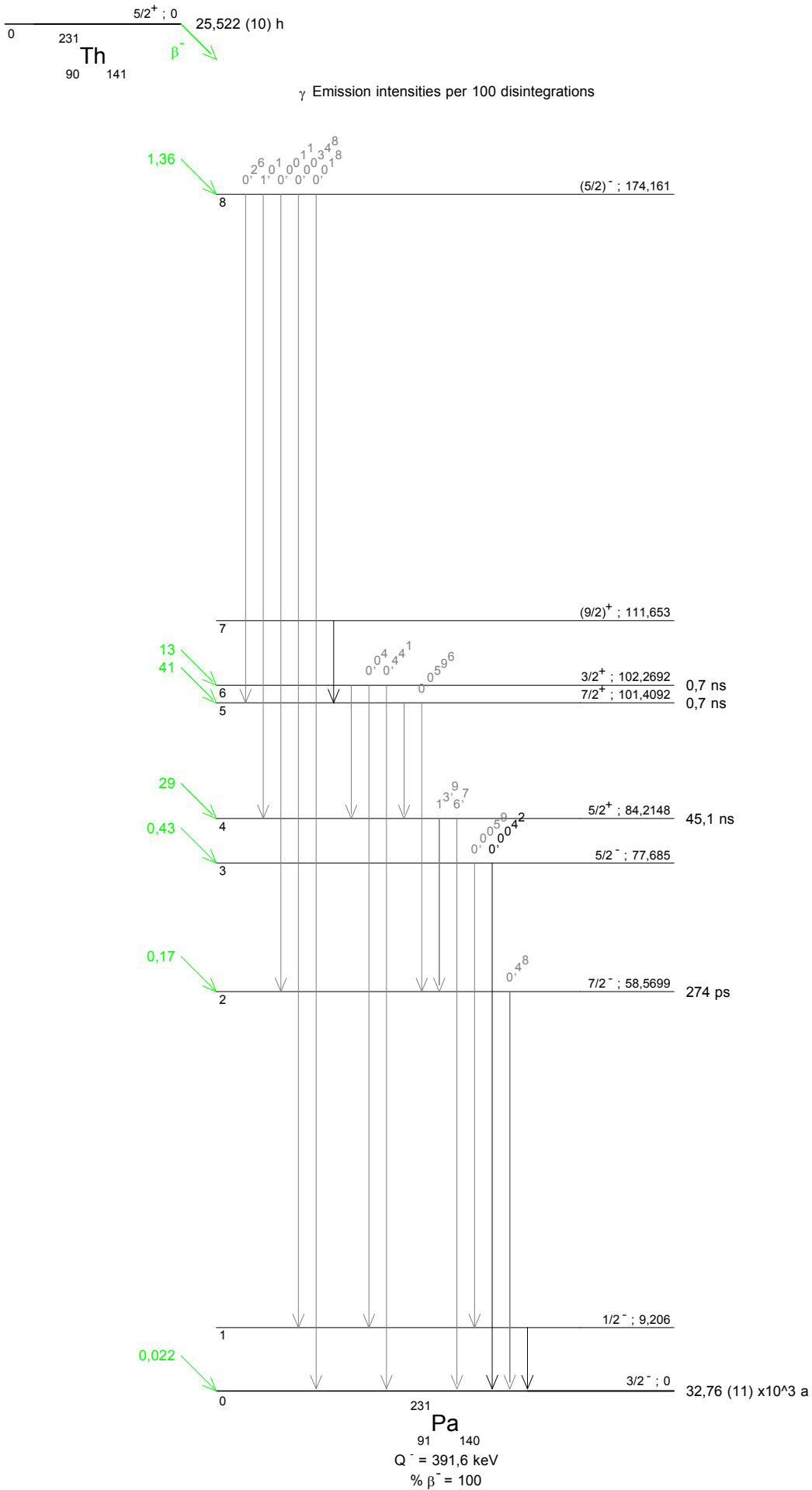
6 Main Production Modes

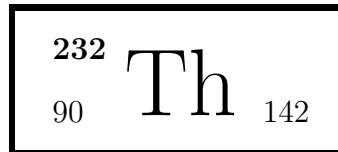
Th – 230(n,γ)Th – 231

7 References

- G.B. KNIGHT, R.L. MACKLIN. Phys. Rev. 75 (1949) 34
(Half-life)
- A. JAFFEY, J. LERNER, S. WARSHAW. Phys. Rev. 82 (1951) 498
(Half-life)
- M.S. FREEDMAN, A.H. JAFFEY, F. WAGNER, JR., J. MAY. Phys. Rev. 89 (1953) 302
(Gamma ray intensities)
- M.J. CABELL. Can. J. Phys. 36 (1958) 989
(Half-life)
- F. ASARO, F.S. STEPHENS, J.M. HOLLANDER, I. PERLMAN. Phys. Rev. 117 (1960) 492
(Gamma ray emission probabilities)
- K. KOBAYASHI, T. HASHIMOTO, I. KIMURA. J. Nucl. Sci. Technol. 8 (1971) 492
(Half-life, Gamma ray energies, intensities and emission probabilities)
- E. BROWNE, F. ASARO. Phys. Rev. C7 (1973) 2545
(Gamma ray energies, intensities and emission probabilities)
- W. TEOH. Nucl. Instrum. Methods 109 (1973) 509
(Gamma ray energies and intensities)
- P. HORNSHOJ, P. TIDEMAND-PETERSSON, R. KACZAROWSKI, B. KOTLINSKA, J. ZYLICZ. Nucl. Phys. A248 (1975) 406
(Gamma ray energies and intensities, Internal conversion electrons intensities, beta emission probabilities, Multipolarity)
- S.A. BARANOV, V.M. SHATINSKII, A.G. ZELENKOV, V.A. PCHELIN. Sov. J. Nucl. Phys. 26 (1977) 486
(Gamma ray energies and intensities)
- H.G. BORNER, G. BARREAU, W.F. DAVIDSON, P. JEUCH, T. VON EGIDY, J. ALMEIDA, D.H. WHITE. Nucl. Instrum. Methods 166 (1979) 251
(Gamma ray energies)
- R. VANINBROUKX, B. DENECKE. Nucl. Instrum. Methods 193 (1982) 191
(Gamma ray emission probabilities)
- C. BAKTASH, E. DER MATEOSIAN, O.C. KISTNER, A.W. SUNYAR, D. HORN, C.J. LISTER. Bull. Am. Phys. Soc. 28 (1983) 41
(Gamma ray intensities and emission probabilities)
- H. CHATANI. Nucl. Instrum. Methods 205 (1983) 501
(Half-life, Gamma ray emission probabilities)
- R.G. HELMER, C.W. REICH. Int. J. Appl. Radiat. Isotop. 35 (1984) 783
(Gamma ray emission probabilities)
- E. SCHÖNFELD, H. JANSSEN. Nucl. Instrum. Meth. Phys. Res. A369 (1996) 527
(Atomic data)
- H. CHATANI. Nucl. Instrum. Meth. Phys. Res. A425 (1999) 277
(Gamma ray energies, intensities and emission probabilities)
- E. BROWNE. Nucl. Data Sheets 93 (2001) 763
(Level energies, spin, parity)
- I.M. BAND, M.B. TRZHASKOVSKAYA, C.W. NESTOR, JR., P.O. TIKKANEN, S. RAMAN. At. Data Nucl. Data Tables 81 (2002) 1
(Calculated ICC)
- G. AUDI, A.H. WAPSTRA, C. THIBAUT. Nucl. Phys. A729 (2003) 129
(Q)
- T. KIBÉDI, T. W. BURROWS, M. B. TRZHASKOVSKAYA, P. M. DAVIDSON, C. W. NESTOR JR.. Nucl. Instrum. Meth. Phys. Res. A589 (2008) 202
(Theoretical ICC)







1 Decay Scheme

Le thorium 232 se désintègre par émission alpha vers le radium 228 de période 5,75 a.
Th-232 disintegrates by alpha emissions to Ra-228 which has a half-life of 5,75 a.

2 Nuclear Data

$T_{1/2}({}^{232}\text{Th})$:	14,02	(6)	10^9	a
$T_{1/2}({}^{228}\text{Ra})$:	5,75	(3)	a	
$Q^\alpha({}^{232}\text{Th})$:	4081,6	(14)	keV	

2.1 α Transitions

	Energy keV	Probability $\times 100$	F
$\alpha_{0,2}$	3876,9 (14)	0,068 (20)	16
$\alpha_{0,1}$	4017,8 (14)	21,0 (13)	1,02
$\alpha_{0,0}$	4081,6 (14)	78,9 (13)	1

2.2 Gamma Transitions and Internal Conversion Coefficients

	Energy keV	P $_{\gamma+ce}$ $\times 100$	Multipolarity	α_K	α_L	α_M	α_T
$\gamma_{1,0}(\text{Ra})$	63,811 (10)	21,1 (13)	E2		59,1 (9)	16,05 (23)	80,4 (12)
$\gamma_{2,1}(\text{Ra})$	140,88 (1)	0,068 (20)	E2	0,283 (4)	1,450 (21)	0,394 (6)	2,26 (4)

3 Atomic Data

3.1 Ra

ω_K	:	0,968	(4)
$\bar{\omega}_L$:	0,452	(18)
n_{KL}	:	0,801	(5)

3.1.1 X Radiations

	Energy keV	Relative probability		
X _K	K α_2	85,43	61,22	
	K α_1	88,47	100	
	K β_3	99,432	}	
	K β_1	100,13	}	
	K β_5''	100,738	}	35,09
	K β_2	102,89	}	
	K β_4	103,295	}	11,51
	KO _{2,3}	103,74	}	
	X _L	L ℓ	10,624	
		L α	12,196 – 12,338	
L η		13,662		
L β		14,237 – 15,448		
L γ		17,276 – 18,354		

3.1.2 Auger Electrons

	Energy keV	Relative probability
Auger K		
KLL	65,149 – 72,729	100
KLX	79,721 – 88,466	57,8
KXY	94,27 – 103,91	8,35
Auger L	5,71 – 19,09	

4 α Emissions

	Energy keV	Probability × 100
$\alpha_{0,2}$	3810,0 (14)	0,068 (20)
$\alpha_{0,1}$	3948,5 (14)	21,0 (13)
$\alpha_{0,0}$	4011,2 (14)	78,9 (13)

5 Electron Emissions

		Energy keV	Electrons per 100 disint.
e _{AL}	(Ra)	5,71 - 19,09	8,18 (29)
e _{AK}	(Ra)		0,00019 (6)
	KLL	65,149 - 72,729	}
	KLX	79,721 - 88,466	}
	KXY	94,27 - 103,91	}
ec _{2,1 L}	(Ra)	121,65 - 125,44	0,030 (9)

6 Photon Emissions

6.1 X-Ray Emissions

		Energy keV	Photons per 100 disint.	
XL	(Ra)	10,624 — 18,354	7,2 (3)	
XK α_2	(Ra)	85,43	0,0017 (5)	} K α
XK α_1	(Ra)	88,47	0,0028 (8)	
XK β_3	(Ra)	99,432	}	} K' β_1
XK β_1	(Ra)	100,13	}	
XK β_5''	(Ra)	100,738	}	
XK β_2	(Ra)	102,89	}	
XK β_4	(Ra)	103,295	}	} K' β_2
XKO _{2,3}	(Ra)	103,74	}	

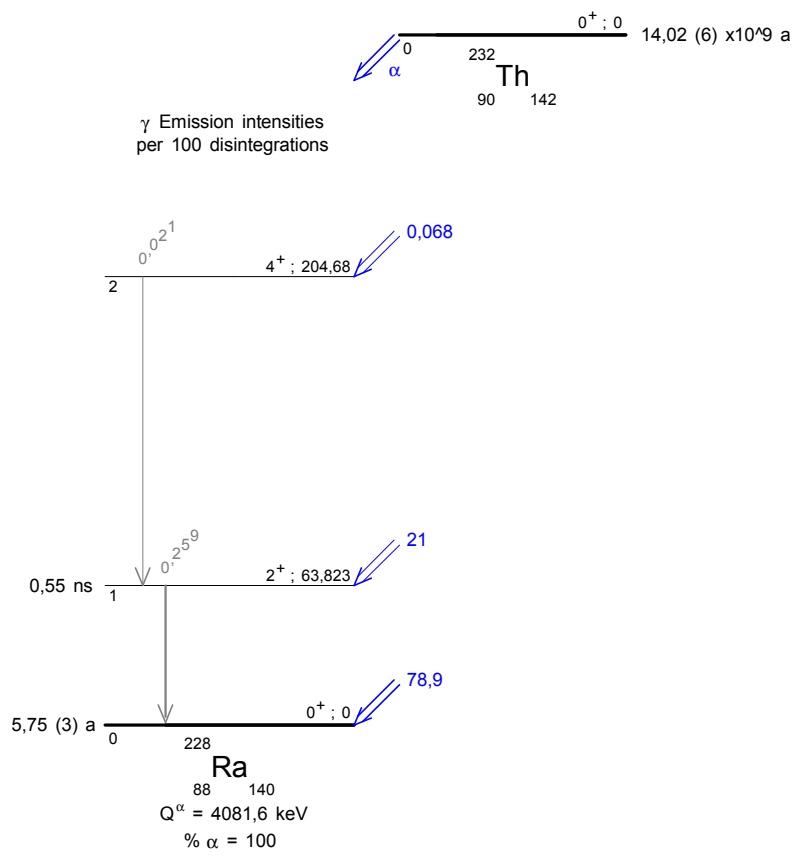
6.2 Gamma Emissions

	Energy keV	Photons per 100 disint.
$\gamma_{1,0}$ (Ra)	63,811 (10)	0,259 (15)
$\gamma_{2,1}$ (Ra)	140,88 (1)	0,021 (6)

7 References

- A.F.KOVARIK, N.I.ADAMS JR. Phys. Rev. 54 (1938) 413
(Half-life)
- D.C.DUNLAVEY, G.T.SEABORG. Phys. Rev. 87 (1952) 165
(Alpha emission probabilities)
- G.PHILBERT, J.GENIN, L.VIGNERON. J. Phys. Radium 15 (1954) 16
(alpha emission)
- R.L.MACKLIN, H.S.POMERANCE. J. Nuclear Energy 2 (1956) 243
(Half-life)
- G.ALBOUY. Ann. Phys. 1 (1956) 99
(Alpha emission probabilities)
- E.PICCIOTTO, S.WILGAIN. Nuovo Cimento 4 (1956) 1525
(Half-life)
- F.E.SENFTLE, T.A.FARLEY, N.LAZAR. Phys.Rev. 104 (1956) 1629
(Half-life)
- B.G.HARVEY, H.G.JACKSON, T.A.EASTWOOD, G.C.HANNA. Can. J. Phys. 35 (1957) 258
(Alpha emission energies)
- G.E.KOCHAROV, A.P.KOMAR, G.A.KOROLEV. Sov. Phys. - JETP 9 (1959) 48
(Alpha emission probabilities)
- R.E.BELL, S.BJORNHOLM, J.C.SEVERIENS. Kgl. Danske Videnskab. Selskab, Mat.-fys.Medd 32,12 (1960)
(Half-life)
- T.A.FARLEY. Can. J. Phys. 38 (1960) 1059
(Half-life)
- G.E.KOCHAROV, G.A.KOROLEV. Izv. Akad. Nauk SSSR 25 (1961) 237
(Alpha emission energies, Alpha emission probabilities)
- G.A.KOROLEV, G.E.KOCHAROV. Izv. Akad. Nauk SSSR 26 (1962) 233
(Alpha emission energies)
- L.J.LEROUX, L.E.GLENDENIN. Nat. Conf. Nucl. Energy, Application of Isotopes and Radiation, Pretoria, South Africa, F.L.Warren, Ed. (1963) 83
(Half-life)
- H.W.TAYLOR. Int. J. Appl. Radiat. Isotop. 24 (1973) 593
(Gamma-ray emission probabilities)
- S.SADASIVAN, V.M.RAGHUNATH. Nucl. Instrum. Methods 196 (1982) 561
(Gamma-ray emission probabilities)
- T.MITSUGASHIRA, M.MAKI, S.SUZUKI, Y.SHIOKAWA. Radiochem. Radioanal. Lett. 58 (1983) 199
(Gamma-ray emission probabilities, Gamma ray energies, Alpha emission probabilities)
- J.-C.ROY, L.BRETON, J.-E.COTE, J.TURCOTTE. Nucl. Instrum. Methods 215 (1983) 409
(Gamma-ray emission probabilities)
- S.K.SAHA, S.M.SAHAKUNDU. J. Phys. (London) G15 (1989) 73
(Alpha emission energies, Alpha emission probabilities, Gamma ray energies, Gamma-ray emission probabilities)
- N.E.HOLDEN. Pure Appl. Chem. 62 (1990) 941
(Half-life evaluation)
- A.RYTZ. At. Data Nucl. Data Tables 47 (1991) 205
(Alpha emission probabilities, Alpha emission energies)

- R.BONETTI, C.CHIESA, A.GUGLIELMETTI, R.MATHEOUD, G.POLI, V.L.MIKHEEV, S.P.TRETYAKOVA. Phys. Rev. C51 (1995) 2530
(Spontaneous fission probability, cluster decay)
- E.SCHÖNFELD, H.JANSSEN. Nucl. Instrum. Methods Phys. Res. A369 (1996) 529
(Atomic Data)
- A.ARTNA-COHEN. Nucl. Data Sheets 80 (1997) 723
(Spin and Parity, Multipolarities)
- I.M.BAND, M.B.TRZHASKOVSKAYA, C.W.NESTOR JR., P.O.TIKKANEN, S.RAMAN. At. Data Nucl. Data Tables 81 (2002) 1
(Conv. Elec. emission probabilities and energies)
- G.AUDI, A.H.WAPSTRA, C.THIBAULT. Nucl. Phys. A729 (2003) 337
(Q)
- T.KIBÉDI, T.W.BURROWS, M.B.TRZHASKOVSKAYA, C.W.NESTOR JR. Proc. Intern. Conf. Nuclear Data for Science and Technology, Santa Fe, New Mexico, 26 September-1 October, 2004 1 (2005) 268
(Conv. Elec. emission energies and probabilities)





1 Decay Scheme

Th-233 decays by beta minus emission to levels in Pa-233.

Le thorium 233 se désintègre par émission beta moins vers des niveaux excités du protactinium 233.

2 Nuclear Data

$T_{1/2}({}^{233}\text{Th})$:	22,15	(8)	min
$T_{1/2}({}^{233}\text{Pa})$:	26,98	(2)	d
$Q^{-}({}^{233}\text{Th})$:	1243,1	(14)	keV

2.1 β^{-} Transitions

	Energy keV	Probability $\times 100$	Nature	lg ft
$\beta_{0,20}^{-}$	224,4 (14)	0,0434 (9)		6,7
$\beta_{0,19}^{-}$	258,3 (14)	0,205 (2)	allowed	6,2
$\beta_{0,18}^{-}$	431,5 (14)	0,385 (4)	allowed	6,6
$\beta_{0,17}^{-}$	478,5 (14)	1,19 (3)	allowed	6,3
$\beta_{0,16}^{-}$	573,2 (14)	0,0174 (22)	1st forbidden	8,4
$\beta_{0,15}^{-}$	657,6 (14)	0,15 (3)	allowed	7,6
$\beta_{0,14}^{-}$	689,2 (14)	1,23 (3)	allowed	6,8
$\beta_{0,13}^{-}$	788,7 (14)	0,217 (13)	allowed	7,7
$\beta_{0,12}^{-}$	795,3 (14)	0,821 (14)	1st forbidden	7,2
$\beta_{0,11}^{-}$	985,8 (14)	0,60 (3)	1st forbidden unique	8,1
$\beta_{0,8}^{-}$	1041,4 (14)	0,074 (8)	allowed	8,6
$\beta_{0,7}^{-}$	1073,9 (14)	0,692 (12)	allowed	7,7
$\beta_{0,5}^{-}$	1148,4 (14)	10,4 (4)	allowed	6,6
$\beta_{0,1}^{-}$	1236,4 (14)	50 (6)	1st forbidden	6,1
$\beta_{0,0}^{-}$	1243,1 (14)	34 (6)	1st forbidden	6,2

2.2 Gamma Transitions and Internal Conversion Coefficients

	Energy keV	$P_{\gamma+ce}$ $\times 100$	Multipolarity	α_K	α_L	α_M	α_T
$\gamma_{1,0}$ (Pa)	6,65 (5)	51 (6)	(M1)			2280 (50)	3080 (60)
$\gamma_{5,4}$ (Pa)	8,22 (5)	12,3 (4)	(M1+E2)				
$\gamma_{6,4}$ (Pa)	17,40 (5)						
$\gamma_{4,2}$ (Pa)	29,373 (10)	8,83 (31)	E1		2,29 (5)	0,586 (12)	3,07 (6)
$\gamma_{6,2}$ (Pa)	46,53 (4)						
$\gamma_{2,0}$ (Pa)	57,10 (2)	8,81 (33)	E2		128,4 (26)	35,4 (7)	176 (4)
$\gamma_{3,1}$ (Pa)	63,92 (6)	0,072 (31)	(E2)		74,6 (15)	20,6 (4)	102,1 (21)
$\gamma_{3,0}$ (Pa)	70,49 (10)	0,029 (27)	[M1+E2]		28 (19)	7 (6)	40 (30)
$\gamma_{7,5}$ (Pa)	74,51 (5)	0,436 (20)	[M1]		7,43 (15)	1,79 (4)	9,85 (20)
$\gamma_{(-1,1)}$ (Pa)	80						
$\gamma_{4,0}$ (Pa)	86,477 (10)	4,48 (16)	E1		1,13 (4)	0,22 (6)	1,43 (8)
$\gamma_{5,1}$ (Pa)	87,99 (3)	0,1985 (24)	[E1]		0,128 (3)	0,0312 (6)	0,169 (3)
$\gamma_{5,0}$ (Pa)	94,65 (5)	0,884 (11)	E1		0,105 (2)	0,0257 (5)	0,140 (3)
$\gamma_{(-1,2)}$ (Pa)	105,2 (1)	0,041					
$\gamma_{9,6}$ (Pa)	108,5 (1)	0,0027	M1+E2	0,00303 (5)	2,7 (5)	0,65 (13)	3,5 (6)
$\gamma_{8,4}$ (Pa)	115,14 (5)	0,03 (8)	[M1+E2]	5 (6)	3,4 (13)	0,9 (4)	10 (4)
$\gamma_{9,5}$ (Pa)	117,692 (20)	0,038 (4)	M1+E2	9,3 (5)	2,16 (12)	0,53 (4)	12,2 (4)
$\gamma_{8,3}$ (Pa)	131,101 (25)	0,0641 (17)	E1	0,202 (4)	0,0451 (9)	0,01094 (22)	0,262 (5)
$\gamma_{10,6}$ (Pa)	134,285 (20)	0,016 (5)	[M1+E2]	6,1 (17)	1,48 (24)	0,37 (8)	8,0 (14)
$\gamma_{9,3}$ (Pa)	141,74 (10)						
$\gamma_{10,5}$ (Pa)	143,23 (2)	0,088 (15)	M1+E2	5,0 (14)	1,21 (16)	0,30 (6)	6,7 (12)
$\gamma_{(-1,3)}$ (Pa)	147,5	0,0018 (6)					
$\gamma_{10,4}$ (Pa)	151,409 (20)	0,040 (4)	[M1+E2]	3,4 (7)	1,08 (6)	0,276 (19)	4,9 (6)
$\gamma_{11,6}$ (Pa)	153,49 (18)	0,0480 (8)	[E1]	0,140 (3)	0,0301 (6)	0,00728 (14)	0,180 (4)
$\gamma_{9,2}$ (Pa)	155,239 (20)	0,000270 (35)	E1	0,137 (3)	0,0292 (6)	0,00708 (10)	0,176 (4)
$\gamma_{7,1}$ (Pa)	162,504 (12)	0,194 (3)	[E1]	0,123 (3)	0,0260 (5)	0,0063 (1)	0,157 (3)
$\gamma_{11,5}$ (Pa)	162,504	0,185	[E1]	0,1230 (18)	0,0260 (5)	0,0063 (1)	0,157 (3)
$\gamma_{7,0}$ (Pa)	169,162 (10)	0,287 (5)	[E1]	0,1120 (22)	0,0235 (5)	0,00568 (12)	0,1431 (29)
$\gamma_{11,4}$ (Pa)	170,60 (6)	0,578 (10)	[E1]	0,1099 (20)	0,0230 (5)	0,00556 (11)	0,1403 (28)
$\gamma_{17,15}$ (Pa)	179,05 (8)	0,125 (25)	(M1+E2)	2,7 (8)	0,602 (15)	0,148 (10)	3,5 (8)
$\gamma_{10,2}$ (Pa)	180,76 (3)	0,000123 (3)	[E1]	0,096 (2)	0,0199 (4)	0,0048 (1)	0,1223 (24)
$\gamma_{11,3}$ (Pa)	186,80 (18)	0,067 (27)	[M1+E2]	1,5 (13)	0,531 (9)	0,137 (10)	2,2 (13)
$\gamma_{12,11}$ (Pa)	190,552 (14)	0,367 (8)	M1	2,60 (5)	0,499 (10)	0,1204 (24)	3,26 (6)
$\gamma_{8,1}$ (Pa)	194,97 (7)	0,1183 (19)	E1	0,0806 (16)	0,0164 (3)	0,00397 (8)	0,1024 (20)
$\gamma_{8,0}$ (Pa)	201,62 (5)	0,0242 (9)	E1	0,0746 (15)	0,0151 (3)	0,00365 (7)	0,0946 (19)
$\gamma_{17,14}$ (Pa)	210,67 (8)	0,044 (18)	[M1+E2]	1,1 (9)	0,35 (3)	0,0890 (21)	1,5 (10)
$\gamma_{(-1,4)}$ (Pa)	211,3 (2)	0,0202 (9)					
$\gamma_{9,0}$ (Pa)	212,34 (5)	0,0070 (7)	E1	0,0662 (12)	0,01331 (26)	0,00321 (6)	0,0839 (17)
$\gamma_{13,10}$ (Pa)	216,54 (8)	0,031 (12)	(M1+E2)	1,0 (9)	0,32 (4)	0,081 (4)	1,4 (9)
$\gamma_{18,15}$ (Pa)	226,1 (2)	0,0516 (22)	M1+(E2)	1,61 (3)	0,308 (6)	0,0743 (15)	2,02 (4)
$\gamma_{10,0}$ (Pa)	237,86 (6)	0,00202 (43)	[E1]	0,0511 (10)	0,0101 (2)	0,00243 (5)	0,0645 (13)
$\gamma_{(-1,5)}$ (Pa)	242,3	0,0029 (6)					
$\gamma_{12,8}$ (Pa)	246,14 (6)	0,0043 (6)	[E1]	0,0473 (9)	0,00929 (19)	0,00224 (4)	0,0596 (12)
$\gamma_{11,1}$ (Pa)	250,65 (16)	0,0062 (4)	[E2]	0,1043 (21)	0,156 (3)	0,0423 (8)	0,317 (6)
$\gamma_{13,8}$ (Pa)	252,78 (9)	0,0152 (21)	[M1+E2]	1,0 (3)	0,215 (20)	0,052 (4)	1,3 (3)
$\gamma_{11,0}$ (Pa)	257,30 (15)	0,09 (3)	[M1+E2]	0,6 (6)	0,18 (4)	0,045 (7)	0,8 (6)
$\gamma_{12,7}$ (Pa)	278,7 (4)	0,0047 (6)					
$\gamma_{13,7}$ (Pa)	285,24 (7)	0,030 (4)	[M1+E2]	0,74 (20)	0,152 (18)	0,037 (4)	0,94 (22)
$\gamma_{(-1,6)}$ (Pa)	309,9	0,0032 (3)					
$\gamma_{14,10}$ (Pa)	316,1	0,00383 (41)	E1	0,0272 (4)	0,00515 (10)	0,00124 (2)	0,0340 (7)
$\gamma_{15,10}$ (Pa)	347,64 (6)	0,0234 (13)	[M1]	0,49 (1)	0,0932 (18)	0,0224 (5)	0,613 (12)
$\gamma_{13,5}$ (Pa)	359,74 (4)	0,1355 (21)	M1	0,446 (9)	0,0848 (19)	0,0204 (4)	0,559 (11)
$\gamma_{12,4}$ (Pa)	361,285 (22)	0,0224 (6)	[E1]	0,0205 (4)	0,00380 (8)	0,000912 (2)	0,0255 (5)
$\gamma_{13,4}$ (Pa)	367,92 (7)	0,0056 (11)	[M1]	0,420 (8)	0,0797 (16)	0,0192 (4)	0,525 (10)
$\gamma_{12,3}$ (Pa)	377,27 (11)	0,040 (3)	[M1+E2]	0,36 (7)	0,071 (8)	0,0172 (17)	0,46 (8)
$\gamma_{(-1,7)}$ (Pa)	383,5	0,0019 (6)					
$\gamma_{19,15}$ (Pa)	398,8 (5)	0,0158 (10)	[M1]	0,337 (7)	0,0639 (13)	0,0154 (3)	0,422 (8)

	Energy keV	$P_{\gamma+ce}$ $\times 100$	Multipolarity	α_K	α_L	α_M	α_T
$\gamma_{(-1,8)}$ (Pa)	408,8 (5)	0,0005 (4)					
$\gamma_{16,11}$ (Pa)	412,5 (5)	0,0115 (10)	[M1]	0,308 (6)	0,0583 (12)	0,0140 (3)	0,385 (8)
$\gamma_{(-1,9)}$ (Pa)	418,4 (5)	0,0091 (7)					
$\gamma_{19,14}$ (Pa)	430,9 (4)	0,0239 (5)	(M1)	0,273 (5)	0,0517 (10)	0,01245 (24)	0,342 (6)
$\gamma_{20,15}$ (Pa)	433,2 (4)	0,0117 (4)					
$\gamma_{12,1}$ (Pa)	440,94 (4)	0,249 (10)	(M1+E2)	0,24 (4)	0,046 (6)	0,0111 (13)	0,30 (5)
$\gamma_{12,0}$ (Pa)	447,762 (20)	0,134 (5)	[M1+E2]	0,23 (4)	0,045 (5)	0,0108 (11)	0,29 (4)
$\gamma_{(-1,10)}$ (Pa)	454,2 (5)	0,04					
$\gamma_{14,5}$ (Pa)	459,222 (7)	1,274 (17)	M1	0,230 (5)	0,0435 (9)	0,01047 (21)	0,288 (6)
$\gamma_{(-1,11)}$ (Pa)	464,8	0,0026 (3)					
$\gamma_{14,4}$ (Pa)	467,40 (6)	0,0167 (17)	[M1,E2]	0,13 (10)	0,029 (13)	0,007	0,16 (11)
$\gamma_{(-1,12)}$ (Pa)	473,9 (5)	0,0033 (7)					
$\gamma_{15,5}$ (Pa)	490,80 (6)	0,1338 (21)	M1	0,193 (4)	0,0363 (7)	0,00874 (18)	0,241 (5)
$\gamma_{(-1,13)}$ (Pa)	497,1 (4)	0,0128 (4)					
$\gamma_{15,4}$ (Pa)	499,02 (4)	0,1938 (27)	M1	0,184 (3)	0,0347 (5)	0,00835 (12)	0,230 (5)
$\gamma_{(-1,14)}$ (Pa)	505,5 (6)	0,0055 (3)					
$\gamma_{(-1,15)}$ (Pa)	513,4 (4)	0,0133 (4)					
$\gamma_{(-1,16)}$ (Pa)	517,0 (4)	0,0046 (3)					
$\gamma_{17,10}$ (Pa)	526,69 (6)	0,052 (4)	[M1,E2]	0,09 (7)	0,02 (1)	0,005 (3)	0,12 (8)
$\gamma_{(-1,17)}$ (Pa)	531,8 (4)	0,0070 (7)					
$\gamma_{17,9}$ (Pa)	552,21 (8)	0,0194 (6)	(M1)	0,1404 (28)	0,0264 (5)	0,00635 (13)	0,1754 (35)
$\gamma_{(-1,18)}$ (Pa)	553,7	0,0030 (3)					
$\gamma_{(-1,19)}$ (Pa)	554,9	0,0031 (3)					
$\gamma_{17,8}$ (Pa)	562,93 (8)	0,0636 (8)	[M1]	0,1334 (27)	0,0251 (5)	0,00603 (12)	0,167 (3)
$\gamma_{18,10}$ (Pa)	573,7 (4)	0,0384 (12)	[M1]	0,1268 (25)	0,0238 (5)	0,00573 (12)	0,158 (3)
$\gamma_{(-1,20)}$ (Pa)	578,7	0,0017 (5)					
$\gamma_{(-1,21)}$ (Pa)	583,2	0,0016 (5)					
$\gamma_{17,7}$ (Pa)	595,39 (6)	0,1346 (19)	(M1)	0,1148 (22)	0,0216 (4)	0,00518 (10)	0,143 (3)
$\gamma_{18,9}$ (Pa)	599,3 (2)	0,0335 (6)	[M1]	0,1129 (22)	0,0212 (4)	0,00509 (10)	0,141 (3)
$\gamma_{18,8}$ (Pa)	610,0 (3)	0,0643 (14)	[M1]	0,1077 (20)	0,0202 (4)	0,00485 (9)	0,134 (3)
$\gamma_{18,7}$ (Pa)	642,4 (2)	0,0226 (6)	[M1]	0,0938 (19)	0,0176 (4)	0,00422 (8)	0,1171 (23)
$\gamma_{16,1}$ (Pa)	663,3 (5)	0,0041 (6)	[M1]	0,0862 (17)	0,0161 (3)	0,00388 (8)	0,1075 (22)
$\gamma_{16,0}$ (Pa)	669,9 (5)	0,0018					
$\gamma_{17,5}$ (Pa)	669,901 (16)	0,557 (7)	[M1]	0,0839 (17)	0,0157 (3)	0,00377 (8)	0,1047 (21)
$\gamma_{17,4}$ (Pa)	678,04 (10)	0,0686 (28)	[M1,E2]	0,05 (4)	0,010 (5)	0,0025 (12)	0,06 (4)
$\gamma_{(-1,22)}$ (Pa)	681,2 (6)	0,0143 (4)					
$\gamma_{(-1,23)}$ (Pa)	690	0,0021 (5)					
$\gamma_{(-1,24)}$ (Pa)	698,5 (6)	0,0106 (5)					
$\gamma_{(-1,25)}$ (Pa)	703,7 (6)	0,0091 (5)					
$\gamma_{18,6}$ (Pa)	707,8 (3)	0,0093 (5)	[E2]	0,0148 (3)	0,00455 (9)	0,00115 (2)	0,0209 (4)
$\gamma_{18,5}$ (Pa)	717,0 (2)	0,0458 (10)	(M1)	0,0701 (14)	0,0131 (3)	0,00314 (6)	0,0874 (17)
$\gamma_{18,4}$ (Pa)	725,1 (2)	0,0687 (11)	(M1)	0,068 (1)	0,01271 (25)	0,00305 (6)	0,0848 (17)
$\gamma_{(-1,26)}$ (Pa)	727,8	0,0029 (2)					
$\gamma_{18,3}$ (Pa)	741,1 (2)	0,0237 (5)	[E1]	0,00502 (10)	0,000860 (17)	0,000204 (4)	0,00615 (12)
$\gamma_{(-1,27)}$ (Pa)	744,9 (5)	0,0053 (2)					
$\gamma_{(-1,28)}$ (Pa)	751,6 (6)	0,0023 (4)					
$\gamma_{17,1}$ (Pa)	757,90 (7)	0,0324 (7)					
$\gamma_{17,0}$ (Pa)	764,55 (6)	0,0891 (13)					
$\gamma_{(-1,29)}$ (Pa)	767,5	0,0032 (2)					
$\gamma_{(-1,30)}$ (Pa)	774,0 (4)	0,0108 (5)					
$\gamma_{19,8}$ (Pa)	783,2 (5)	0,00600 (32)	[M1]	0,05550 (11)	0,01034 (20)	0,00248 (5)	0,0692 (14)
$\gamma_{(-1,31)}$ (Pa)	784,2 (5)	0,0022 (2)					
$\gamma_{18,1}$ (Pa)	805,0 (2)	0,0215 (6)	[E1]	0,00432 (9)	0,00073 (2)	0,000174 (4)	0,00529 (11)
$\gamma_{20,9}$ (Pa)	806,4 (5)	0,0123 (5)					
$\gamma_{18,0}$ (Pa)	811,6 (2)	0,0060 (2)	[E1]	0,00426 (9)	0,000720 (15)	0,000171 (4)	0,00521 (10)
$\gamma_{19,7}$ (Pa)	815,9 (4)	0,0207 (6)	[M1]	0,0498 (10)	0,0093 (2)	0,00223 (5)	0,0621 (12)
$\gamma_{20,8}$ (Pa)	817,0 (6)	0,0095 (5)					
$\gamma_{(-1,32)}$ (Pa)	832,0 (3)	0,0075					
$\gamma_{(-1,33)}$ (Pa)	846,8 (7)	0,0013					

	Energy keV	$P_{\gamma+ce}$ $\times 100$	Multipolarity	α_K	α_L	α_M	α_T
$\gamma_{20,7}(\text{Pa})$	849,5 (5)	0,0039 (3)					
$\gamma_{(-1,34)}(\text{Pa})$	870,7 (7)	0,0031 (2)					
$\gamma_{(-1,35)}(\text{Pa})$	874,0 (5)	0,00120 (4)					
$\gamma_{19,6}(\text{Pa})$	880,9 (5)	0,0098 (4)	E2	0,0100 (2)	0,00258 (5)	0,000640 (13)	0,0135 (3)
$\gamma_{19,5}(\text{Pa})$	890,1 (5)	0,1104 (15)	[M1]	0,0396 (8)	0,00735 (15)	0,00176 (4)	0,0493 (10)
$\gamma_{19,4}(\text{Pa})$	898,3 (5)	0,0023 (4)	[M1]	0,0386 (8)	0,00717 (14)	0,00172 (3)	0,0481 (10)
$\gamma_{(-1,36)}(\text{Pa})$	918,9 (5)	0,006					
$\gamma_{(-1,37)}(\text{Pa})$	935,2 (7)	0,0369 (7)					
$\gamma_{(-1,38)}(\text{Pa})$	941,9 (8)	0,0048 (3)					
$\gamma_{(-1,39)}(\text{Pa})$	942,8	0,0019 (3)					
$\gamma_{20,3}(\text{Pa})$	948,3 (5)	0,0060 (3)					
$\gamma_{(-1,40)}(\text{Pa})$	955 (1)	0,0002 (3)					
$\gamma_{(-1,41)}(\text{Pa})$	960,8 (8)	0,0041 (2)					
$\gamma_{(-1,42)}(\text{Pa})$	962,8 (9)	0,0015 (2)					
$\gamma_{(-1,43)}(\text{Pa})$	968,2 (9)	0,0083 (3)					
$\gamma_{19,1}(\text{Pa})$	978,2 (5)	0,00582 (30)	[E1]	0,00306 (6)	0,00051 (1)	0,000121 (2)	0,00374 (7)
$\gamma_{19,0}(\text{Pa})$	984,8 (5)	0,01024 (30)	[E1]	0,00303 (6)	0,00051 (1)	0,000120 (2)	0,00369 (7)
$\gamma_{(-1,44)}(\text{Pa})$	994 (1)	0,0006 (1)					
$\gamma_{(-1,45)}(\text{Pa})$	1001 (1)	0,0008 (2)					
$\gamma_{(-1,46)}(\text{Pa})$	1007 (1)	0,0014 (2)					
$\gamma_{(-1,47)}(\text{Pa})$	1011 (1)	0,0019 (2)					
$\gamma_{(-1,48)}(\text{Pa})$	1026,5 (10)	0,0075					
$\gamma_{(-1,49)}(\text{Pa})$	1092,5 (10)	0,006					
$\gamma_{(-1,50)}(\text{Pa})$	1132,1	0,0006 (2)					
$\gamma_{(-1,51)}(\text{Pa})$	1139,1	0,0004 (1)					
$\gamma_{(-1,52)}(\text{Pa})$	1144 (1)	0,0027					
$\gamma_{(-1,53)}(\text{Pa})$	1201 (1)	0,006					

3 Atomic Data

3.1 Pa

ω_K	:	0,970	(4)
$\bar{\omega}_L$:	0,488	(18)
n_{KL}	:	0,795	(5)

3.1.1 X Radiations

	Energy keV	Relative probability
X_K		
$K\alpha_2$	92,288	62,14
$K\alpha_1$	95,869	100
$K\beta_3$	107,595	}
$K\beta_1$	108,422	}
$K\beta_5''$	109,072	}
		34,78
$K\beta_2$	111,405	}
$K\beta_4$	111,87	}
$KO_{2,3}$	112,38	}
		11,22

	Energy keV	Relative probability
X _L		
L ℓ	11,366	
L α	13,122 – 13,291	
L η	14,946	
L β	15,3 – 16,7	
L γ	19,9 – 21,6	

3.1.2 Auger Electrons

	Energy keV	Relative probability
Auger K		
KLL	70,081 – 78,822	100
KLX	88,03 – 95,56	60
KXY	101,78 – 112,40	8,76
Auger L	5,9 – 21,6	

4 Electron Emissions

	Energy keV	Electrons per 100 disint.
e _{AL}	(Pa) 5,9 - 21,6	8,6 (10)
e _{AK}	(Pa)	0,041 (5)
	KLL 70,081 - 78,822	}
	KLX 88,03 - 95,56	}
	KXY 101,78 - 112,40	}
ec _{1,0 M}	(Pa) 1,29 - 3,21	34,2 (9)
ec _{8,4 K}	(Pa) 2,54 (5)	0,013
ec _{9,5 K}	(Pa) 5,10 (2)	0,0270 (31)
ec _{1,0 N}	(Pa) 5,27 - 6,30	9,27 (26)
ec _{4,2 L}	(Pa) 8,268 - 12,640	4,97 (19)
ec _{8,3 K}	(Pa) 18,5 (1)	0,013
ec _{10,6 K}	(Pa) 21,689 (20)	0,015
ec _{4,2 M}	(Pa) 24,012 - 25,931	1,272 (49)
ec _{4,2 N}	(Pa) 27,990 - 29,018	0,332 (12)

		Energy keV	Electrons per 100 disint.
ec _{10,5} K	(Pa)	30,63 (2)	0,057 (16)
ec _{2,0} L	(Pa)	36,0 - 40,4	6,39 (23)
ec _{10,4} K	(Pa)	38,9 (2)	0,034
ec _{3,1} L	(Pa)	42,82 - 47,19	0,052 (22)
ec _{3,0} L	(Pa)	49,38 - 53,76	0,020 (17)
ec _{7,1} K	(Pa)	49,908 (12)	0,0206 (6)
ec _{11,5} K	(Pa)	50	0,01968 (29)
ec _{2,0} M	(Pa)	51,7 - 53,7	1,76 (6)
ec _{7,5} L	(Pa)	53,40 - 57,78	0,299 (14)
ec _{2,0} N	(Pa)	55,7 - 56,7	0,475 (16)
ec _{7,0} K	(Pa)	56,57 (1)	0,0281 (7)
ec _{11,4} K	(Pa)	58,00 (6)	0,0557 (14)
ec _{3,1} M	(Pa)	58,56 - 60,48	0,014 (6)
ec _{4,0} L	(Pa)	65,372 - 69,744	2,08 (8)
ec _{17,15} K	(Pa)	66,45 (8)	0,075 (22)
ec _{5,1} L	(Pa)	66,88 - 71,26	0,0217 (6)
ec _{7,5} M	(Pa)	69,15 - 71,07	0,0720 (34)
ec _{7,5} N	(Pa)	73,13 - 74,16	0,0193 (9)
ec _{5,0} L	(Pa)	73,54 - 77,91	0,0814 (18)
ec _{11,3} K	(Pa)	74,20 (18)	0,031 (27)
ec _{12,11} K	(Pa)	77,956 (14)	0,224 (6)
ec _{4,0} M	(Pa)	81,116 - 83,035	0,41 (7)
ec _{5,0} M	(Pa)	89,29 - 91,21	0,01992 (45)
ec _{17,14} K	(Pa)	98,07 (8)	0,020 (16)
ec _{13,10} K	(Pa)	104 (2)	0,029
ec _{18,15} K	(Pa)	113,5 (2)	0,0275 (12)
ec _{10,5} L	(Pa)	122,12 - 126,50	0,0138 (20)
ec _{10,4} L	(Pa)	130,4 - 134,8	0,011
ec _{13,8} K	(Pa)	140,18 (9)	0,014
ec _{11,0} K	(Pa)	144,70 (15)	0,031 (31)
ec _{11,4} L	(Pa)	149,5 - 153,9	0,01166 (33)
ec _{17,15} L	(Pa)	157,95 - 162,32	0,0167 (6)
ec _{11,3} L	(Pa)	165,7 - 170,1	0,0111 (5)
ec _{12,11} L	(Pa)	169,447 - 173,819	0,0430 (11)
ec _{13,7} K	(Pa)	172,64 (7)	0,017
ec _{12,11} M	(Pa)	185,191 - 187,110	0,01037 (27)
ec _{12,3} K	(Pa)	264,67 (11)	0,015
ec _{12,1} K	(Pa)	328,34 (4)	0,046 (8)
ec _{12,0} K	(Pa)	335,17 (2)	0,0240 (42)
ec _{14,5} K	(Pa)	346,626 (7)	0,227 (6)
ec _{12,3} L	(Pa)	356,2 - 360,6	0,029
ec _{15,5} K	(Pa)	378,2 (6)	0,035
ec _{15,4} K	(Pa)	386,42 (4)	0,042
ec _{14,5} L	(Pa)	438,117 - 442,489	0,043 (1)
ec _{17,8} K	(Pa)	450,33 (8)	0,01
ec _{14,5} M	(Pa)	453,861 - 455,780	0,01035 (24)
ec _{17,7} K	(Pa)	482,79 (6)	0,02

		Energy keV		Electrons per 100 disint.
ec _{17,5} K	(Pa)	557,305	(16)	0,0423 (10)
$\beta_{0,20}^-$	max:	224,4	(14)	0,0434 (9)
$\beta_{0,20}^-$	avg:	60,9	(4)	
$\beta_{0,19}^-$	max:	258,3	(14)	0,205 (2)
$\beta_{0,19}^-$	avg:	70,8	(4)	
$\beta_{0,18}^-$	max:	431,5	(14)	0,385 (4)
$\beta_{0,18}^-$	avg:	124,3	(5)	
$\beta_{0,17}^-$	max:	478,5	(14)	1,19 (3)
$\beta_{0,17}^-$	avg:	139,5	(5)	
$\beta_{0,16}^-$	max:	573,2	(14)	0,0174 (22)
$\beta_{0,16}^-$	avg:	170,8	(5)	
$\beta_{0,15}^-$	max:	657,6	(14)	0,15 (3)
$\beta_{0,15}^-$	avg:	199,6	(5)	
$\beta_{0,14}^-$	max:	689,2	(14)	1,23 (3)
$\beta_{0,14}^-$	avg:	210,5	(5)	
$\beta_{0,13}^-$	max:	788,7	(14)	0,217 (13)
$\beta_{0,13}^-$	avg:	245,5	(5)	
$\beta_{0,12}^-$	max:	795,3	(14)	0,821 (14)
$\beta_{0,12}^-$	avg:	247,8	(5)	
$\beta_{0,11}^-$	max:	985,8	(14)	0,60 (3)
$\beta_{0,11}^-$	avg:	317,0	(6)	
$\beta_{0,8}^-$	max:	1041,4	(14)	0,074 (8)
$\beta_{0,8}^-$	avg:	337,6	(6)	
$\beta_{0,7}^-$	max:	1073,9	(14)	0,692 (12)
$\beta_{0,7}^-$	avg:	349,7	(6)	
$\beta_{0,5}^-$	max:	1148,4	(14)	10,4 (4)
$\beta_{0,5}^-$	avg:	377,8	(6)	
$\beta_{0,1}^-$	max:	1236,4	(14)	50 (6)
$\beta_{0,1}^-$	avg:	411,2	(6)	
$\beta_{0,0}^-$	max:	1243,1	(14)	34 (6)
$\beta_{0,0}^-$	avg:	413,8	(6)	

5 Photon Emissions

5.1 X-Ray Emissions

		Energy keV	Photons per 100 disint.
XL	(Pa)	11,366 — 21,6	8,2 (9)

		Energy keV	Photons per 100 disint.	
XK α_2	(Pa)	92,288	0,39 (1)	} K α
XK α_1	(Pa)	95,869	0,615 (13)	
XK β_3	(Pa)	107,595	}	} K' β_1
XK β_1	(Pa)	108,422	}	
XK β_5''	(Pa)	109,072	}	
XK β_2	(Pa)	111,405	}	} K' β_2
XK β_4	(Pa)	111,87	}	
XKO _{2,3}	(Pa)	112,38	}	

5.2 Gamma Emissions

	Energy keV	Photons per 100 disint.
$\gamma_{1,0}$ (Pa)	6,65 (5)	0,0165 (18)
$\gamma_{4,2}$ (Pa)	29,373 (10)	2,17 (7)
$\gamma_{2,0}$ (Pa)	57,10 (2)	0,0498 (15)
$\gamma_{3,1}$ (Pa)	63,92 (6)	0,0007 (3)
$\gamma_{3,0}$ (Pa)	70,49 (10)	0,0007 (4)
$\gamma_{7,5}$ (Pa)	74,51 (5)	0,0402 (17)
$\gamma_{4,0}$ (Pa)	86,477 (10)	1,843 (22)
$\gamma_{5,1}$ (Pa)	87,99 (3)	0,1698 (20)
$\gamma_{5,0}$ (Pa)	94,65 (5)	0,775 (9)
$\gamma_{(-1,2)}$ (Pa)	105,2 (1)	0,041
$\gamma_{9,6}$ (Pa)	108,5 (1)	0,0006
$\gamma_{8,4}$ (Pa)	115,14 (5)	0,003 (7)
$\gamma_{9,5}$ (Pa)	117,692 (20)	0,0029 (3)
$\gamma_{8,3}$ (Pa)	131,101 (25)	0,0508 (13)
$\gamma_{10,6}$ (Pa)	134,285 (20)	0,0018 (5)
$\gamma_{10,5}$ (Pa)	143,23 (2)	0,0114 (7)
$\gamma_{(-1,3)}$ (Pa)	147,5	0,0018 (6)
$\gamma_{10,4}$ (Pa)	151,409 (20)	0,0067 (3)
$\gamma_{11,6}$ (Pa)	153,49 (18)	0,0407 (7)
$\gamma_{9,2}$ (Pa)	155,239 (20)	0,00023 (3)
$\gamma_{11,5}$ (Pa)	162,504	0,16
$\gamma_{7,1}$ (Pa)	162,504 (12)	0,1674 (26)
$\gamma_{7,0}$ (Pa)	169,162 (10)	0,251 (4)
$\gamma_{11,4}$ (Pa)	170,60 (6)	0,507 (9)
$\gamma_{17,15}$ (Pa)	179,05 (8)	0,0278 (7)
$\gamma_{10,2}$ (Pa)	180,76 (3)	0,00011 (3)
$\gamma_{11,3}$ (Pa)	186,80 (18)	0,0209 (9)
$\gamma_{12,11}$ (Pa)	190,552 (14)	0,0861 (15)
$\gamma_{8,1}$ (Pa)	194,97 (7)	0,1073 (17)
$\gamma_{8,0}$ (Pa)	201,62 (5)	0,0221 (8)
$\gamma_{17,14}$ (Pa)	210,67 (8)	0,0178 (11)

	Energy keV	Photons per 100 disint.
$\gamma_{(-1,4)}$ (Pa)	211,3 (2)	0,0202 (9)
$\gamma_{9,0}$ (Pa)	212,34 (5)	0,0065 (6)
$\gamma_{13,10}$ (Pa)	216,54 (8)	0,0130 (7)
$\gamma_{18,15}$ (Pa)	226,1 (2)	0,0171 (7)
$\gamma_{10,0}$ (Pa)	237,86 (6)	0,0019 (4)
$\gamma_{(-1,5)}$ (Pa)	242,3	0,0029 (6)
$\gamma_{12,8}$ (Pa)	246,14 (6)	0,0041 (6)
$\gamma_{11,1}$ (Pa)	250,65 (16)	0,0047 (3)
$\gamma_{13,8}$ (Pa)	252,78 (9)	0,0066 (3)
$\gamma_{11,0}$ (Pa)	257,30 (15)	0,0524 (12)
$\gamma_{12,7}$ (Pa)	278,7 (4)	0,0047 (6)
$\gamma_{13,7}$ (Pa)	285,24 (7)	0,0154 (9)
$\gamma_{(-1,6)}$ (Pa)	309,9	0,0032 (3)
$\gamma_{14,10}$ (Pa)	316,1	0,0037 (4)
$\gamma_{15,10}$ (Pa)	347,64 (6)	0,0145 (8)
$\gamma_{13,5}$ (Pa)	359,74 (4)	0,0869 (12)
$\gamma_{12,4}$ (Pa)	361,285 (22)	0,0218 (6)
$\gamma_{13,4}$ (Pa)	367,92 (7)	0,0037 (7)
$\gamma_{12,3}$ (Pa)	377,27 (11)	0,0275 (9)
$\gamma_{(-1,7)}$ (Pa)	383,5	0,0019 (6)
$\gamma_{19,15}$ (Pa)	398,8 (5)	0,0111 (7)
$\gamma_{(-1,8)}$ (Pa)	408,8 (5)	0,0005 (4)
$\gamma_{16,11}$ (Pa)	412,5 (5)	0,0083 (7)
$\gamma_{(-1,9)}$ (Pa)	418,4 (5)	0,0091 (7)
$\gamma_{19,14}$ (Pa)	430,9 (4)	0,0178 (4)
$\gamma_{20,15}$ (Pa)	433,2 (4)	0,0117 (4)
$\gamma_{12,1}$ (Pa)	440,94 (4)	0,1912 (23)
$\gamma_{12,0}$ (Pa)	447,762 (20)	0,1043 (14)
$\gamma_{(-1,10)}$ (Pa)	454,2 (5)	0,04
$\gamma_{14,5}$ (Pa)	459,222 (7)	0,989 (12)
$\gamma_{(-1,11)}$ (Pa)	464,8	0,0026 (3)
$\gamma_{14,4}$ (Pa)	467,40 (6)	0,0144 (4)
$\gamma_{(-1,12)}$ (Pa)	473,9 (5)	0,0033 (7)
$\gamma_{15,5}$ (Pa)	490,80 (6)	0,1078 (16)
$\gamma_{(-1,13)}$ (Pa)	497,1 (4)	0,0128 (4)
$\gamma_{15,4}$ (Pa)	499,02 (4)	0,1576 (21)
$\gamma_{(-1,14)}$ (Pa)	505,5 (6)	0,0055 (3)
$\gamma_{(-1,15)}$ (Pa)	513,4 (4)	0,0133 (4)
$\gamma_{(-1,16)}$ (Pa)	517,0 (4)	0,0046 (3)
$\gamma_{17,10}$ (Pa)	526,69 (6)	0,0463 (11)
$\gamma_{(-1,17)}$ (Pa)	531,8 (4)	0,0070 (7)
$\gamma_{17,9}$ (Pa)	552,21 (8)	0,0165 (5)
$\gamma_{(-1,18)}$ (Pa)	553,7	0,0030 (3)
$\gamma_{(-1,19)}$ (Pa)	554,9	0,0031 (3)
$\gamma_{17,8}$ (Pa)	562,93 (8)	0,0545 (7)
$\gamma_{18,10}$ (Pa)	573,7 (4)	0,0332 (10)
$\gamma_{(-1,20)}$ (Pa)	578,7	0,0017 (5)

	Energy keV	Photons per 100 disint.
$\gamma_{(-1,21)}$ (Pa)	583,2	0,0016 (5)
$\gamma_{17,7}$ (Pa)	595,39 (6)	0,1178 (16)
$\gamma_{18,9}$ (Pa)	599,3 (2)	0,0294 (5)
$\gamma_{18,8}$ (Pa)	610,0 (3)	0,0567 (12)
$\gamma_{18,7}$ (Pa)	642,4 (2)	0,0202 (5)
$\gamma_{16,1}$ (Pa)	663,3 (5)	0,0037 (5)
$\gamma_{16,0}$ (Pa)	669,9 (5)	0,0018
$\gamma_{17,5}$ (Pa)	669,901 (16)	0,504 (6)
$\gamma_{17,4}$ (Pa)	678,04 (10)	0,0647 (9)
$\gamma_{(-1,22)}$ (Pa)	681,2 (6)	0,0143 (4)
$\gamma_{(-1,23)}$ (Pa)	690	0,0021 (5)
$\gamma_{(-1,24)}$ (Pa)	698,5 (6)	0,0106 (5)
$\gamma_{(-1,25)}$ (Pa)	703,7 (6)	0,0091 (5)
$\gamma_{18,6}$ (Pa)	707,8 (3)	0,0091 (5)
$\gamma_{18,5}$ (Pa)	717,0 (2)	0,0421 (9)
$\gamma_{18,4}$ (Pa)	725,1 (2)	0,0633 (10)
$\gamma_{(-1,26)}$ (Pa)	727,8	0,0029 (2)
$\gamma_{18,3}$ (Pa)	741,1 (2)	0,0236 (5)
$\gamma_{(-1,27)}$ (Pa)	744,9 (5)	0,0053 (2)
$\gamma_{(-1,28)}$ (Pa)	751,6 (6)	0,0023 (4)
$\gamma_{17,1}$ (Pa)	757,90 (7)	0,0324 (7)
$\gamma_{17,0}$ (Pa)	764,55 (6)	0,0891 (13)
$\gamma_{(-1,29)}$ (Pa)	767,5	0,0032 (2)
$\gamma_{(-1,30)}$ (Pa)	774,0 (4)	0,0108 (5)
$\gamma_{19,8}$ (Pa)	783,2 (5)	0,0056 (3)
$\gamma_{(-1,31)}$ (Pa)	784,2 (5)	0,0022 (2)
$\gamma_{18,1}$ (Pa)	805,0 (2)	0,0214 (6)
$\gamma_{20,9}$ (Pa)	806,4 (5)	0,0123 (5)
$\gamma_{18,0}$ (Pa)	811,6 (2)	0,0060 (2)
$\gamma_{19,7}$ (Pa)	815,9 (4)	0,0195 (6)
$\gamma_{20,8}$ (Pa)	817,0 (6)	0,0095 (5)
$\gamma_{(-1,32)}$ (Pa)	832,0 (3)	0,0075
$\gamma_{(-1,33)}$ (Pa)	846,8 (7)	0,0013
$\gamma_{20,7}$ (Pa)	849,5 (5)	0,0039 (3)
$\gamma_{(-1,34)}$ (Pa)	870,7 (7)	0,0031 (2)
$\gamma_{(-1,35)}$ (Pa)	874,0 (5)	0,00120 (4)
$\gamma_{19,6}$ (Pa)	880,9 (5)	0,0097 (4)
$\gamma_{19,5}$ (Pa)	890,1 (5)	0,1052 (14)
$\gamma_{19,4}$ (Pa)	898,3 (5)	0,0022 (4)
$\gamma_{(-1,36)}$ (Pa)	918,9 (5)	0,006
$\gamma_{(-1,37)}$ (Pa)	935,2 (7)	0,0369 (7)
$\gamma_{(-1,38)}$ (Pa)	941,9 (8)	0,0048 (3)
$\gamma_{(-1,39)}$ (Pa)	942,8	0,0019 (3)
$\gamma_{20,3}$ (Pa)	948,3 (5)	0,0060 (3)
$\gamma_{(-1,40)}$ (Pa)	955 (1)	0,0002 (3)
$\gamma_{(-1,41)}$ (Pa)	960,8 (8)	0,0041 (2)
$\gamma_{(-1,42)}$ (Pa)	962,8 (9)	0,0015 (2)

	Energy keV	Photons per 100 disint.
$\gamma_{(-1,43)}(\text{Pa})$	968,2 (9)	0,0083 (3)
$\gamma_{19,1}(\text{Pa})$	978,2 (5)	0,0058 (3)
$\gamma_{19,0}(\text{Pa})$	984,8 (5)	0,0102 (3)
$\gamma_{(-1,44)}(\text{Pa})$	994 (1)	0,0006 (1)
$\gamma_{(-1,45)}(\text{Pa})$	1001 (1)	0,0008 (2)
$\gamma_{(-1,46)}(\text{Pa})$	1007 (1)	0,0014 (2)
$\gamma_{(-1,47)}(\text{Pa})$	1011 (1)	0,0019 (2)
$\gamma_{(-1,48)}(\text{Pa})$	1026,5 (10)	0,0075
$\gamma_{(-1,49)}(\text{Pa})$	1092,5 (10)	0,006
$\gamma_{(-1,50)}(\text{Pa})$	1132,1	0,0006 (2)
$\gamma_{(-1,51)}(\text{Pa})$	1139,1	0,0004 (1)
$\gamma_{(-1,52)}(\text{Pa})$	1144 (1)	0,0027
$\gamma_{(-1,53)}(\text{Pa})$	1201 (1)	0,006

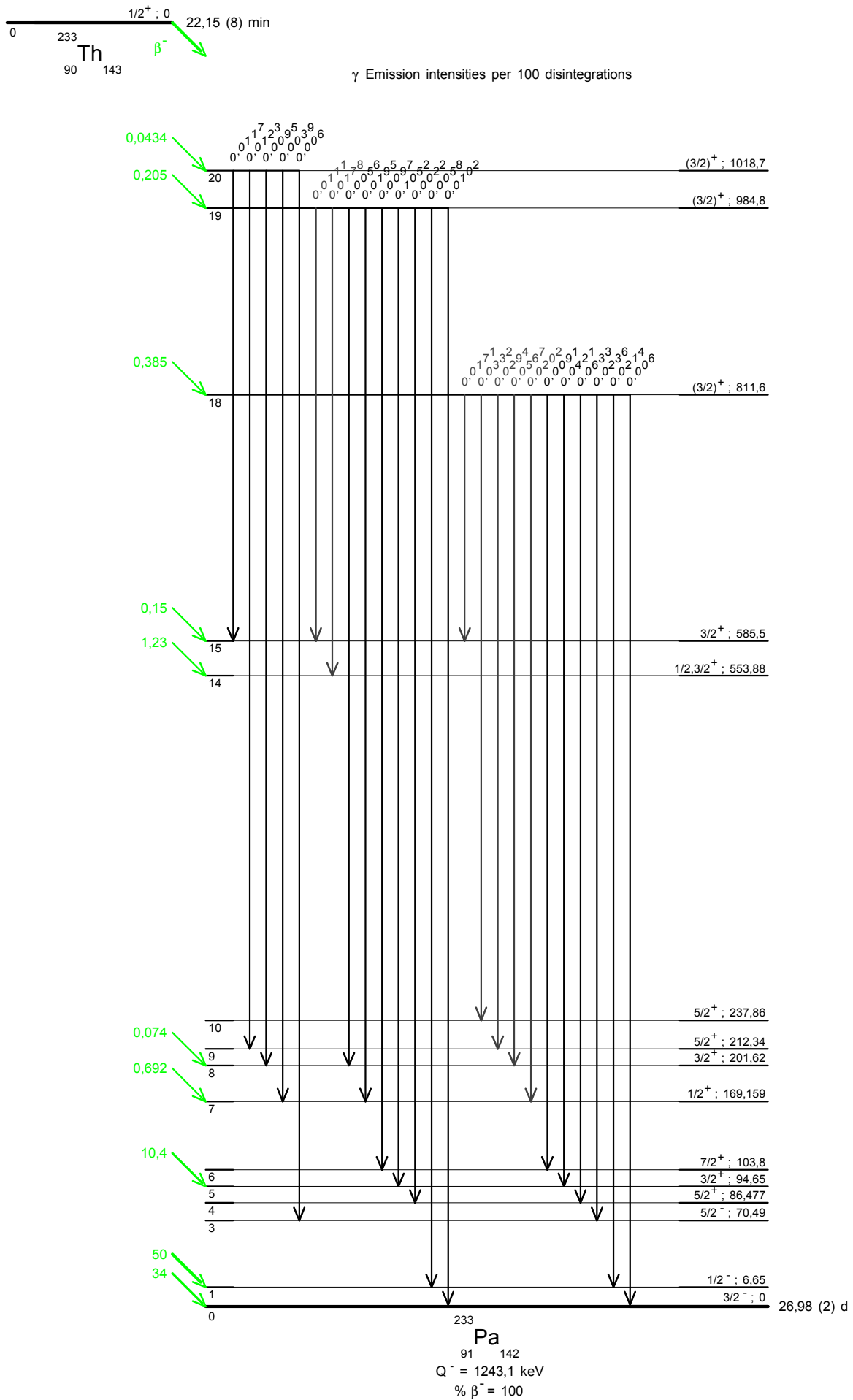
6 Main Production Modes

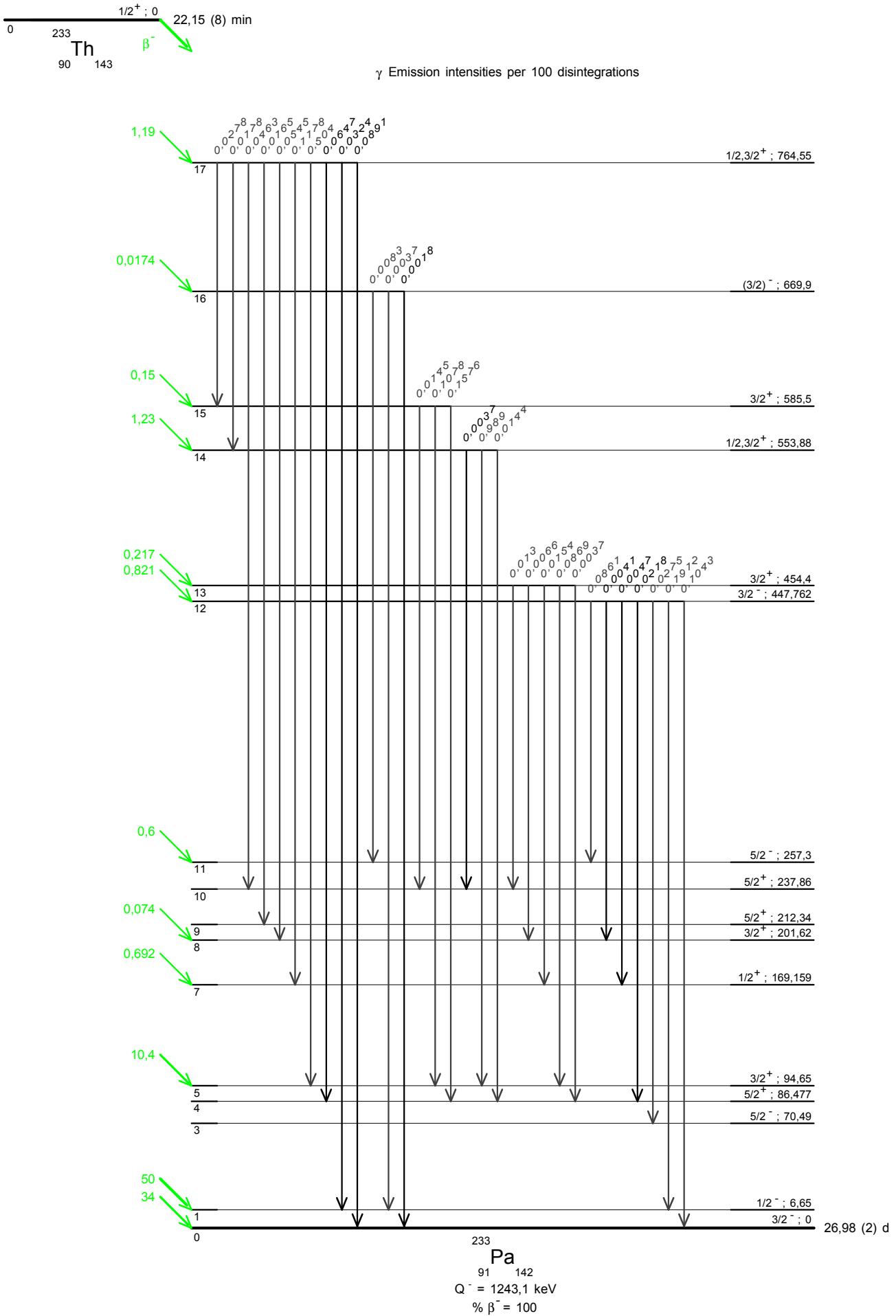
$$\left\{ \begin{array}{l} \text{Th} - 232(n,\gamma)\text{Th} - 233 \\ \text{Possible impurities : Th} - 232, \text{Th} - 234 \end{array} \right.$$

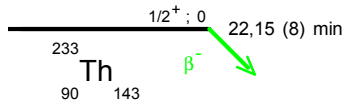
7 References

- W.C. RUTLEDGE, J.M. CORK, S.B. BURSON. Phys. Rev. 86 (1952) 775
(Half-life)
- E.N. JENKINS. Analyst 80 (1955) 301
(Half-life)
- B.J. DROPESKY, L.M. LANGER. Phys. Rev. 108 (1957) 90
(Half-life, energy of beta_{0,0}-transition)
- M.S. FREEDMAN, D.W. ENGELKEMEIR, F.T. PORTER, F. WAGNER, JR., AND P.DAY. Priv.Comm., unpublished (1957)
(Gamma ray emission probabilities, beta-transition energies)
- R. DAMS, F. ADAMS. Radiochim. Acta 10 (1968) 1
(Gamma-ray energies)
- E. BROWNE, F. ASARO. UCRL-17989 (1968) 1
(Gamma-ray energies)
- W. HOEKSTRA. Thesis, Technische Hogeschool, Delft. (1969)
(Half-life, KX- - ray emission probabilities , gamma - ray relative probabilities)
- J.M. VARA, R. GAETA. Nucl. Phys. A130 (1969) 586
(Gamma-ray energies)
- C.SEBILLE, G.BASTIN, C.F.LEANG, R.PIEPENBRING, M.F. PERRIN. Compt. Rend A270 (1970) 354
(Gamma-ray energies)
- C.SEBILLE-SCHUCK. Thesis, Paris Univ. (1972); FRNC-TH-255 (1972) (1972)
(Gamma - ray relative probabilities, gamma-ray multipolarities, conversion electron characteristics)
- T VON EGIDY, O.W.B. SCHULT, D. RABENSTEIN, J.R. ERSKINE, O.A. WASSON, R.E. CHRIEN, D. BREITIG, R.P. SHARMA, H.A. BAADER, H.R. KOCH. Phys. Rev. C6 (1972) 266
(Gamma-ray energies)
- M. DE BRUIN, P.J.M. KORTHOVEN. J. Radioanal. Chem. 10 (1972) 125
(Gamma-ray energies)
- M.SKALSEY, R.D.CONNOR. Can.J.Phys. 54 (1976) 1409
(Gamma-ray energies)

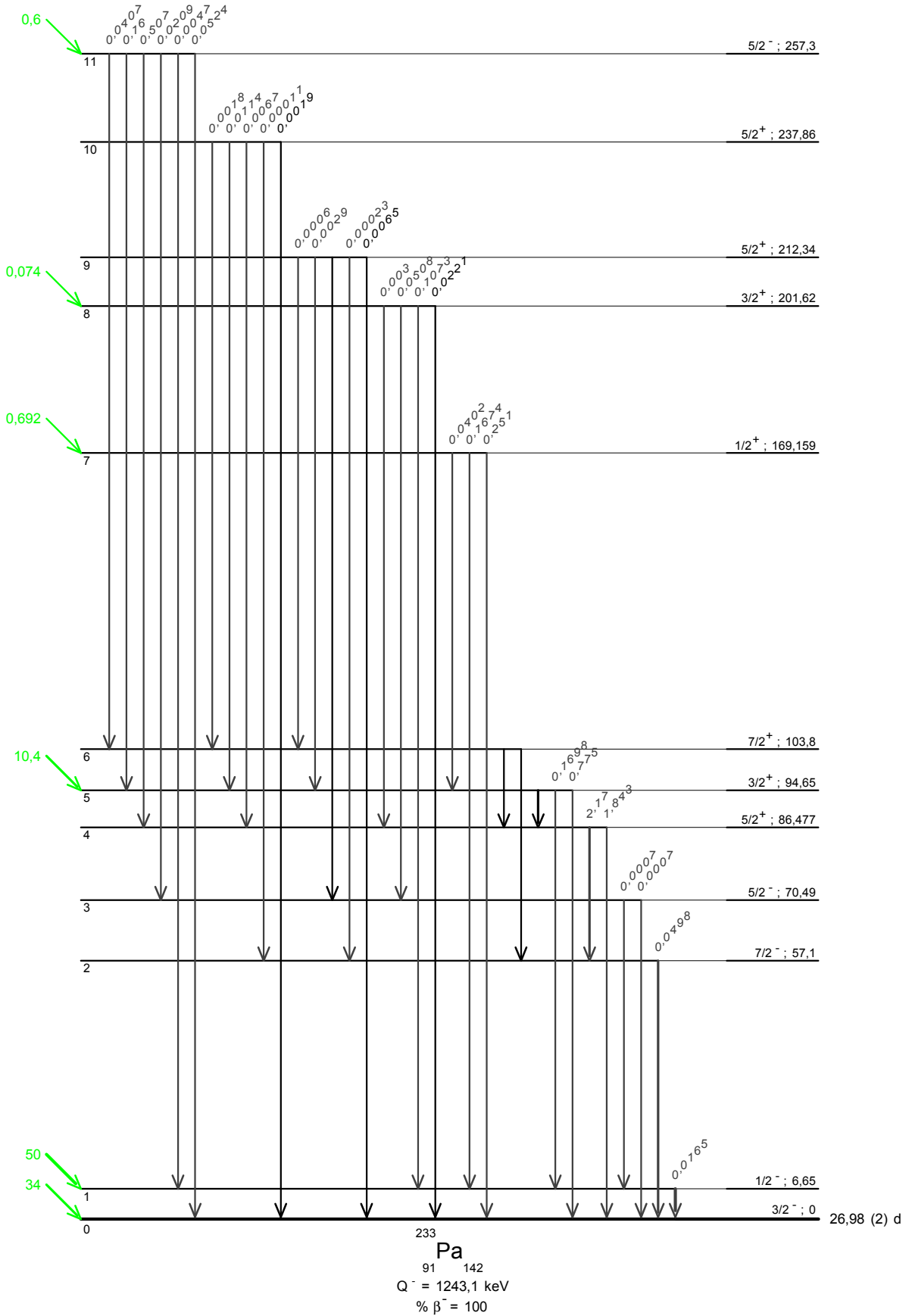
- P. JEUCH. , Thesis, Tech Univ Munchen. (1976)
(Gamma-ray multipolarities, conversion electron characteristics)
- L.GONZALEZ, R.GAETA, E.VANO, J.M.LOS ARCOS. Nucl.Phys. A324 (1979) 126
(Gamma-ray energies)
- H.G.BORNER, G.BARREAU, W.F.DAVIDSON, P.JEUCH, T.VON EGIDY, J.ALMEIDA, D.H.WHITE. Nucl.Instrum.Methods 166 (1979) 251
(Gamma-ray energies)
- S.A.WOODS, P.CHRISTMAS, P.CROSS, S.M.JUDGE, W.GELLETLY. Nucl.Instrum.Methods Phys.Res. A264 (1988) 333
(Gamma ray energies, ICC for gamma 4,0)
- A.ABZOUZI, M.S.ANTONY, V.B.NDOCKO NDONGUE. J.Radioanal.Nucl.Chem. 135 (1989) 1
(Half-life)
- K.USMAN, T.D.MACMAHON, S.I.KAFALA. Appl.Radiat.Isot. 49 (1998) 1329
(Half-life)
- M.M. BÉ, R. HELMER, V. CHISTÉ. J. Nucl. Sci. Technol. suppl.2 (2002) 481
(SAISINUC software)
- G.AUDI, A.H.WAPSTRA, C.THIBAUT. Nucl.Phys. A729 (2003) 337
(Q value)
- B.SINGH, J.K.TULI. NDS 105 (2005) 109
(Decay data evaluations, multipolarities, decay scheme, Pa233 level energies, multipolarities)
- D.J.DEVRIES, H.C.GRIFFIN. Appl.Rad.Isotop. 66 (2008) 1999
(Absolute and relative gamma ray and X-ray emission probabilities)
- T.KIBÉDI, T.W.BURROWS, M.B.TRZHASKOVSKAYA, P.M.DAVIDSON, C.W.NESTOR, JR. Nucl. Instrum. Methods Phys.Res. A589 (2008) 202
(Theoretical ICC)
- V.M.GOROZHANKIN, M.-M.BÉ. Appl.Radiat.Isot. 66 (2008) 722
(ICC for anomalous E1 gamma-ray transitions)
- D.J. DEVRIES, H.C. GRIFFIN. Appl. Rad. Isotop. 66 (2008) 1999
(Uncertainties of LX-ray absolute emission probabilities)

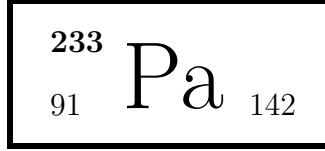






γ Emission intensities per 100 disintegrations





1 Decay Scheme

Pa-233 decays by beta minus emission to levels in U-233.

Le protactinium 233 se désintègre par émission bêta moins vers des niveaux excités de l'uranium 233.

2 Nuclear Data

$T_{1/2}(^{233}\text{Pa})$:	26,98	(2)	d
$T_{1/2}(^{233}\text{U})$:	159,2	(2)	10^3 a
$Q^-(^{233}\text{Pa})$:	570,1	(20)	keV

2.1 β^- Transitions

	Energy keV	Probability $\times 100$	Nature	lg ft
$\beta_{0,11}^-$	114,1 (20)	0,0011 (2)	1st forbidden	10,6
$\beta_{0,10}^-$	154,3 (20)	25,4 (16)	1st forbidden	6,7
$\beta_{0,9}^-$	171,5 (20)	15,4 (8)	1st forbidden	7
$\beta_{0,8}^-$	189,8 (20)	0,020 (3)	1st forbidden unique	9,4
$\beta_{0,7}^-$	229,6 (20)	25,9 (32)	1st forbidden	7,2
$\beta_{0,6}^-$	249,4 (20)	0,020 (5)	2nd forbidden	10,4
$\beta_{0,5}^-$	258,2 (20)	26,6 (32)	1st forbidden	7,3
$\beta_{0,4}^-$	268,1 (20)	0,010 (2)	Allowed	11,8
$\beta_{0,3}^-$	271,3 (20)	0,12 (5)	Allowed	9,8
$\beta_{0,1}^-$	529,8 (20)	0,3 (19)	1st forbidden unique	10,2
$\beta_{0,0}^-$	570,1 (20)	6,3 (23)	1st forbidden	9,1

2.2 Gamma Transitions and Internal Conversion Coefficients

	Energy keV	$P_{\gamma+ce}$ $\times 100$	Multipolarity	α_K	α_L	α_M	α_T
$\gamma_{10,9}(U)$	17,262 (6)	2,07	M1+1,66%E2			374	503
$\gamma_{7,5}(U)$	28,559 (10)	22,3 (28)	M1+2,44%E2		233 (13)	60 (4)	313 (18)
$\gamma_{1,0}(U)$	40,349 (5)	13,9 (19)	M1+54%E2		430 (50)	117 (12)	580 (60)
$\gamma_{7,3}(U)$	41,663 (10)	0,032 (7)	[E1]		0,939 (19)	0,235 (5)	1,253 (25)
$\gamma_{2,1}(U)$	51,81 (4)	0,055	[M1+28%E2]		79	21	108
$\gamma_{10,7}(U)$	75,269 (10)	16,1 (16)	M1+2,2%E2		8,6 (9)	2,11 (24)	11,4 (12)
$\gamma_{9,5}(U)$	86,595 (5)	16,1 (9)	M1+0,31%E2		5,33 (11)	1,29 (3)	7,08 (14)
$\gamma_{2,0}(U)$	92,16 (4)	0,0492	[E2]		14,2	3,95	19,5
$\gamma_{10,5}(U)$	103,86 (1)	4,44 (18)	M1+(1%E2)		3,17 (15)	0,77 (5)	4,21 (21)
$\gamma_{6,2}(U)$	228,57 (5)	0,0042 (7)					
$\gamma_{7,2}(U)$	248,38 (4)	0,082 (2)	[E2]	0,1065 (21)	0,175 (4)	0,0479 (10)	0,346 (7)
$\gamma_{3,1}(U)$	258,45 (2)	0,0289 (6)	[E1]	0,0433 (9)	0,00857 (17)	0,00207 (4)	0,0547 (11)
$\gamma_{5,1}(U)$	271,555 (10)	0,406 (4)	E2	0,0904 (18)	0,1226 (25)	0,0334 (7)	0,258 (5)
$\gamma_{6,1}(U)$	280,61 (5)	0,011 (2)					
$\gamma_{8,2}(U)$	288,42 (10)	0,016 (3)					
$\gamma_{3,0}(U)$	298,81 (2)	0,12 (5)	[E1]	0,0315 (6)	0,00609 (12)	0,00147 (3)	0,0396 (8)
$\gamma_{7,1}(U)$	300,129 (5)	12,3 (4)	M1+0,6%E2	0,70 (2)	0,133 (4)	0,031 (1)	0,87 (2)
$\gamma_{4,0}(U)$	301,99 (10)	0,010 (2)					
$\gamma_{5,0}(U)$	311,904 (5)	68,9 (12)	M1+1%E2	0,64 (2)	0,126 (4)	0,031 (1)	0,80 (2)
$\gamma_{6,0}(U)$	320,73 (10)	0,0051 (4)					
$\gamma_{7,0}(U)$	340,476 (5)	7,24 (10)	M1+5%E2	0,50 (2)	0,103 (3)	0,022 (1)	0,62 (2)
$\gamma_{10,1}(U)$	375,404 (5)	0,751 (7)	E2	0,0491 (10)	0,0360 (7)	0,00962 (19)	0,0981 (20)
$\gamma_{8,0}(U)$	380,28 (10)	0,0037 (9)					
$\gamma_{9,0}(U)$	398,492 (5)	1,526 (15)	E2	0,0439 (9)	0,0291 (6)	0,00777 (16)	0,0835 (17)
$\gamma_{10,0}(U)$	415,764 (5)	1,97 (12)	M1+83%E2	0,09 (6)	0,032 (9)	0,0081 (21)	0,13 (8)
$\gamma_{11,0}(U)$	455,96 (10)	0,0011 (2)					

3 Atomic Data

3.1 U

ω_K	:	0,970	(4)
$\bar{\omega}_L$:	0,500	(19)
n_{KL}	:	0,794	(5)

4 Electron Emissions

		Energy keV	Electrons per 100 disint.
e _{AL}	(U)	5,9 - 21,6	42,2 (13)
e _{AK}	(U)		0,95 (13)
	KLL	71,78 - 80,95	}
	KLX	88,15 - 98,34	}
	KXY	104,42 - 115,40	}
ec _{7,5 L}	(U)	6,80 - 11,39	16,5 (21)
ec _{10,9 M}	(U)	11,714 - 13,710	1,53
ec _{1,0 L}	(U)	18,59 - 23,18	10,3 (15)
ec _{7,3 L}	(U)	19,9 - 24,5	0,013 (3)
ec _{7,5 M}	(U)	23,01 - 25,01	4,3 (6)
ec _{7,5 N}	(U)	27,118 - 28,180	1,14 (15)
ec _{2,1 L}	(U)	30,05 - 34,64	0,04
ec _{1,0 M}	(U)	34,8 - 36,8	2,8 (4)
ec _{1,0 N}	(U)	38,908 - 39,970	0,77 (12)
ec _{2,1 M}	(U)	46,26 - 48,26	0,011
ec _{10,7 L}	(U)	53,51 - 58,10	11,2 (12)
ec _{9,5 L}	(U)	64,84 - 69,43	10,6 (6)
ec _{10,7 M}	(U)	69,72 - 71,72	2,7 (3)
ec _{2,0 L}	(U)	70,40 - 74,99	0,034
ec _{10,7 N}	(U)	73,828 - 74,890	0,74 (9)
ec _{9,5 M}	(U)	81,05 - 83,04	2,57 (14)
ec _{10,5 L}	(U)	82,10 - 86,69	2,70 (13)
ec _{9,5 N}	(U)	85,154 - 86,216	0,695 (38)
ec _{10,5 M}	(U)	98,31 - 100,31	0,66 (4)
ec _{10,5 N}	(U)	102,42 - 103,48	0,18 (1)
ec _{5,1 K}	(U)	155,95 (1)	0,0292 (6)
ec _{7,1 K}	(U)	184,527 (5)	4,62 (20)
ec _{7,1 T}	(U)	184,527 - 300,120	5,74 (23)
ec _{5,0 K}	(U)	196,302 (5)	24,5 (8)
ec _{5,0 T}	(U)	196,302 - 311,895	30,6 (9)
ec _{7,0 K}	(U)	224,874 (5)	2,24 (9)
ec _{7,0 T}	(U)	224,874 - 340,468	2,77 (9)
ec _{7,2 L}	(U)	226,62 - 231,21	0,0107 (3)
ec _{5,1 L}	(U)	249,80 - 254,39	0,0396 (9)
ec _{10,1 K}	(U)	259,802 (5)	0,0336 (8)
ec _{5,1 M}	(U)	266,01 - 268,00	0,0108 (3)
ec _{7,1 L}	(U)	278,37 - 282,96	0,88 (4)
ec _{9,0 K}	(U)	282,890 (5)	0,0618 (12)
ec _{5,0 L}	(U)	290,15 - 294,74	4,83 (17)
ec _{7,1 M}	(U)	294,58 - 296,58	0,22 (1)
ec _{7,1 N}	(U)	298,688 - 299,750	0,0659 (25)
ec _{10,0 K}	(U)	300,162 (7)	0,16 (10)
ec _{5,0 M}	(U)	306,36 - 308,35	1,19 (4)

		Energy keV	Electrons per 100 disint.
ec _{5,0} N	(U)	310,463 - 311,525	0,343 (6)
ec _{7,0} L	(U)	318,72 - 323,31	0,460 (14)
ec _{7,0} M	(U)	334,93 - 336,93	0,098 (5)
ec _{7,0} N	(U)	339,035 - 340,097	0,024 (8)
ec _{10,1} L	(U)	353,65 - 358,24	0,0246 (5)
ec _{9,0} L	(U)	376,73 - 381,32	0,0410 (9)
ec _{9,0} M	(U)	392,94 - 394,94	0,01094 (25)
ec _{10,0} L	(U)	394,01 - 398,60	0,056 (16)
ec _{10,0} M	(U)	410,22 - 412,21	0,014 (3)
$\beta_{0,11}^-$	max:	114,1 (20)	0,0011 (2)
$\beta_{0,11}^-$	avg:	29,8 (5)	
$\beta_{0,10}^-$	max:	154,3 (20)	25,4 (16)
$\beta_{0,10}^-$	avg:	40,9 (5)	
$\beta_{0,9}^-$	max:	171,5 (20)	15,4 (8)
$\beta_{0,9}^-$	avg:	45,7 (5)	
$\beta_{0,8}^-$	max:	189,8 (20)	0,020 (3)
$\beta_{0,8}^-$	avg:	50,9 (6)	
$\beta_{0,7}^-$	max:	229,6 (20)	25,9 (32)
$\beta_{0,7}^-$	avg:	62,4 (6)	
$\beta_{0,6}^-$	max:	249,4 (20)	0,020 (5)
$\beta_{0,6}^-$	avg:	68,2 (6)	
$\beta_{0,5}^-$	max:	258,2 (20)	26,6 (32)
$\beta_{0,5}^-$	avg:	70,8 (6)	
$\beta_{0,4}^-$	max:	268,1 (20)	0,010 (2)
$\beta_{0,4}^-$	avg:	73,7 (6)	
$\beta_{0,3}^-$	max:	271,3 (20)	0,12 (5)
$\beta_{0,3}^-$	avg:	74,6 (6)	
$\beta_{0,1}^-$	max:	529,8 (20)	0,3 (19)
$\beta_{0,1}^-$	avg:	156,1 (6)	
$\beta_{0,0}^-$	max:	570,1 (20)	6,3 (23)
$\beta_{0,0}^-$	avg:	169,6 (6)	

5 Photon Emissions

5.1 X-Ray Emissions

		Energy keV	Photons per 100 disint.	
XL	(U)	11,619 — 20,714	40,6 (11)	
XK α_2	(U)	94,666	9,10 (26)	} K α
XK α_1	(U)	98,44	14,6 (4)	}
XK β_3	(U)	110,421	}	
XK β_1	(U)	111,298	}	K' β_1
XK β_5''	(U)	111,964	}	
XK β_2	(U)	114,407	}	
XK β_4	(U)	115,012	}	K' β_2
XKO $_{2,3}$	(U)	115,377	}	

5.2 Gamma Emissions

	Energy keV	Photons per 100 disint.
$\gamma_{10,9}(\text{U})$	17,262 (6)	0,0041
$\gamma_{7,5}(\text{U})$	28,559 (10)	0,071 (8)
$\gamma_{1,0}(\text{U})$	40,349 (5)	0,024 (2)
$\gamma_{7,3}(\text{U})$	41,663 (10)	0,014 (3)
$\gamma_{2,1}(\text{U})$	51,81 (4)	0,0005
$\gamma_{10,7}(\text{U})$	75,269 (10)	1,30 (3)
$\gamma_{9,5}(\text{U})$	86,595 (5)	1,99 (10)
$\gamma_{2,0}(\text{U})$	92,16 (4)	0,0024
$\gamma_{10,5}(\text{U})$	103,86 (1)	0,853 (6)
$\gamma_{6,2}(\text{U})$	228,57 (5)	0,0042 (7)
$\gamma_{7,2}(\text{U})$	248,38 (4)	0,0609 (11)
$\gamma_{3,1}(\text{U})$	258,45 (2)	0,0274 (6)
$\gamma_{5,1}(\text{U})$	271,555 (10)	0,323 (3)
$\gamma_{6,1}(\text{U})$	280,61 (5)	0,011 (2)
$\gamma_{8,2}(\text{U})$	288,42 (10)	0,016 (3)
$\gamma_{3,0}(\text{U})$	298,81 (2)	0,12 (5)
$\gamma_{7,1}(\text{U})$	300,129 (5)	6,60 (21)
$\gamma_{4,0}(\text{U})$	301,99 (10)	0,010 (2)
$\gamma_{5,0}(\text{U})$	311,904 (5)	38,3 (5)
$\gamma_{6,0}(\text{U})$	320,73 (10)	0,0051 (4)
$\gamma_{7,0}(\text{U})$	340,476 (5)	4,47 (3)
$\gamma_{10,1}(\text{U})$	375,404 (5)	0,684 (7)

	Energy keV	Photons per 100 disint.
$\gamma_{8,0}(\text{U})$	380,28 (10)	0,0037 (9)
$\gamma_{9,0}(\text{U})$	398,492 (5)	1,408 (14)
$\gamma_{10,0}(\text{U})$	415,764 (5)	1,747 (7)
$\gamma_{11,0}(\text{U})$	455,96 (10)	0,0011 (2)

6 Main Production Modes

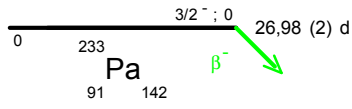
Th – 232(n, γ)Th – 233

Th – 233(β^-)Pa – 233

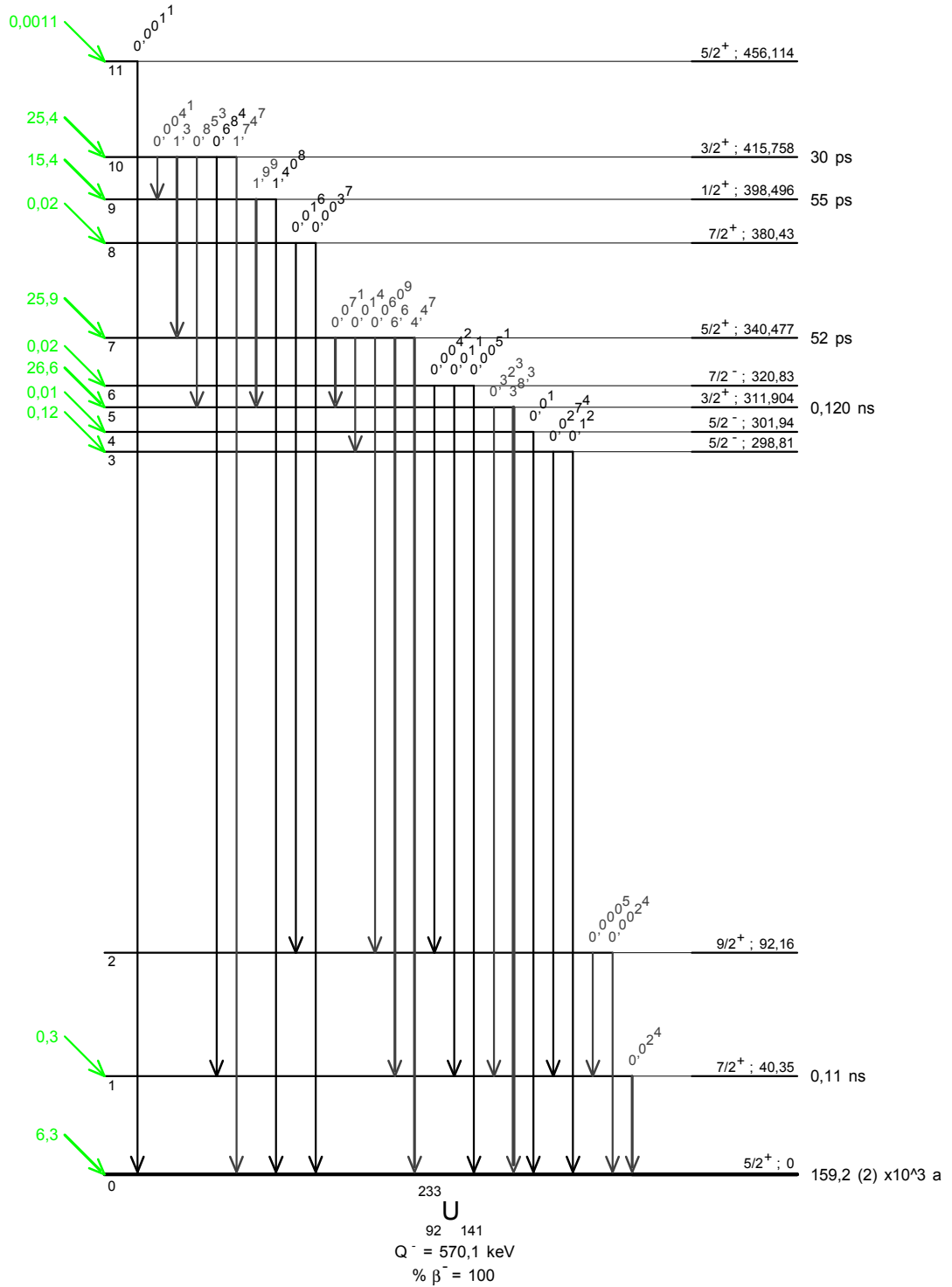
7 References

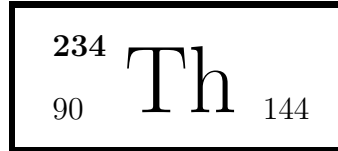
- A. V. GROSSE, E. T. BOOTH, J .R. DUNNING. Phys. Rev. 59 (1941) 322
(Half-life.)
- C. I. BROWNE JR.. Thesis, Univ. California (1952)
(Gamma-ray energies.)
- W. D. BRODIE. Proc. Phys. Soc. (London) 67A (1954) 397
(Measured energies and probabilities of beta-transitions.)
- ONG PING HOK, P. KRAMER. Physica 21 (1955) 676
(Measured energies and probabilities of beta-transitions.)
- L. D. MC ISAAC, E. C. FREILING. Nucleonics 14 (1956) 65
(Half-life.)
- H. W. WRIGHT, E. T. WYATT, S. A. REYNOLDS, W. S. LYON, T. H. HANDLEY. Nucl. Sci. Eng. 2 (1957) 427
(Half-life.)
- J. P. UNIK. Thesis, Univ. California ,UCRL-9105 (1960) (1960)
(Measured energies and probabilities of beta-transitions.)
- R. G. ALBRIDGE, J. M. HOLLANDER, C. J. GALLAGHER, J .H. HAMILTON. Nucl. Phys. 27 (1961) 529
(Gamma-ray energies and multipolarities, E2 admixtures.)
- G. SCHULTZE, J. AHLF. Nucl. Phys. 30 (1962) 163
(Multipolarities, E2 admixtures.)
- S. BJØRNHOLM, M. LEDERER, F. ASARO, I. PERLMAN. Phys. Rev. 130 (1963) 2000
(Energies and probabilities of beta-transitions.)
- K. M. BISGARD, P. DAHL, P. HORNSHOJ, A. B. KNUTSEN. Nucl. Phys. 41 (1963) 21
(Multipolarities, E2 admixtures.)
- M. J. ZENDER. Thesis, Vanderbilt Univ. (1966)
(Multipolarities, E2 admixtures.)
- C. BRIANCON, C.- F. LEANG, P. PARIS. Compt. Rend. 264B (1967) 1522
(Gamma-ray energies.)
- S. G. MALMSKOG, M. HOJEBERG. Ark. Fys. 35 (1968) 197
(Gamma-ray energies.)
- Z. T. VON EGIDY, O. W. B. SCHULT, W. KALLINGER, D. BREITIG, R. P. SHARMA, H. R. KOCH, H. A. BAADER. Naturforsch. 26a (1971) 1092
(Gamma-ray energies.)
- M. DE BRUIN, P. J. M. KORTHOVEN. J. Radioanal. Chem. 10 (1972) 125
(Gamma-ray energies.)
- T. VALKEAPAA, A. SIIVOLA, G. GRAEFFE. Phys. Fenn. 9 (1973) 43
(Gamma-ray energies and emission probabilities.)

- W. P. POENITZ, D. I. SMITH. United States Dept. of Energy, Washington D. C., Rep. ANL/NDM-42 (March 1978) (1978)
(Gamma-ray emission probabilities.)
- R. J. GEHRKE, R. G. HELMER, C. W. REICH. Nucl. Sci. Eng. 70 (1979) 298
(X- and gamma-ray emission probabilities.)
- R. VANINBROUKX, G. BORTELS, B. DENECKE. Int.J.Appl.Radiat.Isotop. 35 (1984) 905
(X- and gamma-ray emission probabilities.)
- M. J. DE BETTENCOURT. Thesis, Univ. Paris-Sud (Orsay) (1985)
(Tentative gamma-rays.)
- K. S. KRANE. Nucl. Phys. A459 (1986) 1
(Multipolarities, E2 admixtures.)
- R. T. JONES, J. S. MERRITT, A. OKAZAKI. Nucl. Sci. Eng. 93 (1986) 171
(Half-life.)
- S. A. WOODS, P. CHRISTMAS, P. CROSS, S. M. JUDGE, W. GELLETLY. Nucl. Instrum. Meth. Phys. Res. A264 (1988) 333
(Gamma-ray energies.)
- E. BROWNE, B. SUR, E. B. NORMAN. Nucl. Phys. A501 (1989) 477
(Experimental ICC, gamma multipolarities, beta transition probabilities.)
- Y. A. AKOVALI. Nucl. Data Sheets 59 (1990) 263
(A=233 NDS evaluation, gamma-ray multipolarities, E2 admixtures.)
- M. C. KOUASSI, C. ARDISSON-MARSOL, G. ARDISSON. J. Phys. (London) G16 (1990) 1881
(Level scheme, multipolarities, absolute KX-ray emission probability and gamma-ray energies.)
- J. PEARCEY, S. A. WOODS, P. CHRISTMAS. Nucl. Instrum. Meth. Phys. Res. A294 (1990) 516
(E2 gamma-ray admixtures.)
- M. U. RAJPUT, T. D. MAC MAHON. Nucl. Instrum. Meth. Phys. Res. A312 (1992) 298
(Evaluation technique.)
- YU. S. POPOV, G. A. TIMOFEEV. Radiokhimiya (in Russian) 41 (1999) 27
(Half-life.)
- K. USMAN, T. D. MACMAHON. Appl. Radiat. Isot. 52 (2000) 475
(Half-life.)
- S. A. WOODS, D. H. WOODS, P. DE LAVISON, S. M. JEROME, J. L. MAKEPEACE, M. J. WOODS, L. J. HUSBAND, S. LINEHAM. Appl. Radiat. Isot. 52 (2000) 475
(Gamma-ray emission probabilities.)
- V. P. CHECHEV, A. G. EGOROV. Appl. Radiat. Isot. 52 (2000) 601
(Evaluation technique.)
- D. SMITH, M. I. WOODS, D. H. WOODS. Preliminary Report, NPL, Teddington, 2000 (2000)
(Gamma-ray and X-ray emission probabilities.)
- U. SCHÖTZIG, E. SCHÖNFELD, H. JANSSEN. Appl. Radiat. Isot. 52 (2000) 883
(Gamma-ray and X-ray emission probabilities.)
- A. LUCA, M. ETCHEVERRY, J. MOREL. Appl. Radiat. Isot. 52 (2000) 481
(Gamma-ray emission probabilities.)
- A. LUCA, S. SEPMAN, K. IAKOVLEV, G. SHCHUKIN, M. ETCHEVERRY, J. MOREL. Appl. Radiat. Isot. 56 (2002) 173
(Gamma-ray and X-ray emission probabilities.)
- G. AUDI, A. H. WAPSTRA, C. THIBAUT. Nucl. Phys. A729 (2003) 337
(Q value.)
- G. SHCHUKIN, K. IAKOVLEV, J. MOREL. Appl. Radiat. Isot. 60 (2004) 239
(Gamma-ray emission probabilities.)
- X. HUANG, P. LIU, B. WANG. Appl. Radiat. Isot. 62 (2005) 797
(Evaluation of ²³³Pa Decay Data.)
- B. SINGH, J. K. TULI. Nucl. Data Sheets 105 (2005) 109
(A=233 NDS evaluation, ²³³U level energies, gamma-ray energies and multipolarities.)
- V. P. CHECHEV, N. K. KUZMENKO. Appl. Radiat. Isot. 64 (2006) 1403
(²³³Pa decay data evaluation.)
- H. HARADA, S. NAKAMURA, M. OHTA, T. FUJII, H. YAMANA. J. Nucl. Sci. Technol. (Tokyo) 43 (2006) 1289
(Gamma-ray emission probabilities.)
- T. KIBÉDI, T. W. BURROWS, M. B. TRZHASKOVSKAYA, P. M. DAVIDSON, AND C. W. NESTOR JR.. Nucl. Instrum. Meth. Phys. Res. A589 (2008) 202
(Theoretical ICC.)
- D. J. DEVRIES, H. C. GRIFFIN. Appl. Radiat. Isotop. 66 (2008) 1999
(Uncertainties of LX-ray absolute emission probabilities.)



γ Emission intensities per 100 disintegrations





1 Decay Scheme

Th-234 decays 100 % by beta minus particle emissions, mainly to Pa-234m, the 1,159 min half-life metastable state of Pa-234.

Le thorium 234 se désintègre 100 % par émissions bêta, principalement vers le niveau métastable du protactinium 234 de 1,159 min de période.

2 Nuclear Data

$T_{1/2}(^{234}\text{Th})$:	24,10	(3)	d
$T_{1/2}(^{234}\text{Pa})$:	6,70	(5)	h
$Q^-(^{234}\text{Th})$:	272	(10)	keV

2.1 β^- Transitions

	Energy keV	Probability $\times 100$	Nature	lg ft
$\beta_{0,7}^-$	85 (10)	1,6 (6)	Allowed	7
$\beta_{0,6}^-$	95 (10)	0,016 (5)	1st Forbidden	9,1
$\beta_{0,5}^-$	105 (10)	6,5 (7)	Allowed	6,7
$\beta_{0,4}^-$	106 (10)	14,1 (12)	1st Forbidden	6,3
$\beta_{0,2}^-$	198 (10)	77,8 (15)	1st Forbidden	6,4

2.2 Gamma Transitions and Internal Conversion Coefficients

	Energy keV	$P_{\gamma+ce}$ $\times 100$	Multipolarity	α_K	α_L	α_M	α_T
$\gamma_{7,5}(\text{Pa})$	20,01 (2)	1,2 (6)	M1+E2		70 (40)	124 (21)	240 (70)
$\gamma_{3,2}(\text{Pa})$	29,50 (2)	5,4 (6)	E2		3210 (50)	880 (13)	4390 (70)
$\gamma_{4,3}(\text{Pa})$	62,88 (2)	0,43 (11)	M1+E2		19 (4)	4,8 (9)	25 (5)
$\gamma_{5,3}(\text{Pa})$	63,30 (2)	5,27 (11)	E1		0,305 (5)	0,0749 (11)	0,405 (6)

	Energy keV	$P_{\gamma+ce}$ $\times 100$	Multipolarity	α_K	α_L	α_M	α_T
$\gamma_{1,0}$ (Pa)	73,92 (2)	0,154 (17)	M1+E2		7,96 (25)	1,94 (7)	10,6 (4)
$\gamma_{7,3}$ (Pa)	83,31 (5)	0,073 (6)	E1		0,1475 (21)	0,0361 (5)	0,196 (3)
$\gamma_{4,2}$ (Pa)	92,38 (1)	13,7 (12)	M1		3,98 (6)	0,960 (14)	5,27 (8)
$\gamma_{5,2}$ (Pa)	92,80 (2)	2,47 (22)	E1		0,1110 (16)	0,0271 (4)	0,1472 (21)
$\gamma_{6,2}$ (Pa)	103,35 (10)	0,0154 (48)	M1		2,88 (5)	0,694 (10)	3,81 (6)
$\gamma_{7,2}$ (Pa)	112,81 (5)	0,264 (40)	E1	0,21 (13)	0,0666 (10)	0,01620 (23)	0,23 (14)

3 Atomic Data

3.1 Pa

ω_K	:	0,970	(4)
$\bar{\omega}_L$:	0,488	(18)
n_{KL}	:	0,795	(5)

3.1.1 X Radiations

	Energy keV	Relative probability		
X_K	$K\alpha_2$	92,288	62,14	
	$K\alpha_1$	95,869	100	
	$K\beta_3$	107,595	}	
	$K\beta_1$	108,422	}	
	$K\beta_5''$	109,072	}	35,84
	$K\beta_2$	111,405	}	
	$K\beta_4$	111,87	}	12,15
	$KO_{2,3}$	112,38	}	
	X_L	$L\ell$	11,3676	
$L\alpha$		13,1215 – 13,2887		
$L\eta$		14,9488		
$L\beta$		15,3584 – 17,6655		
$L\gamma$		18,9396 – 20,1126		

3.1.2 Auger Electrons

	Energy keV	Relative probability
Auger K		
KLL	70,081 – 78,822	100
KLX	85,989 – 95,858	59,2
KXY	101,87 – 112,59	8,76
Auger L	5,9 – 21,6	

4 Electron Emissions

		Energy keV	Electrons per 100 disint.
e _{AL}	(Pa)	5,9 - 21,6	7,7 (6)
e _{AK}	(Pa)		0,0014 (9)
	KLL	70,081 - 78,822	}
	KLX	85,989 - 95,858	}
	KXY	101,87 - 112,59	}
ec _{3,2} L	(Pa)	8,4 - 12,8	3,95 (45)
ec _{7,5} M	(Pa)	14,65 - 16,57	0,63 (28)
ec _{7,5} N	(Pa)	18,63 - 19,65	0,17 (8)
ec _{3,2} M	(Pa)	24,1 - 26,1	1,08 (12)
ec _{3,2} N	(Pa)	28,1 - 29,1	0,292 (34)
ec _{4,3} L	(Pa)	41,78 - 46,15	0,31 (8)
ec _{5,3} L	(Pa)	42,2 - 46,6	1,144 (31)
ec _{1,0} L	(Pa)	52,82 - 57,19	0,106 (12)
ec _{5,3} M	(Pa)	57,9 - 59,9	0,281 (7)
ec _{4,2} L	(Pa)	71,27 - 75,65	8,7 (8)
ec _{5,2} L	(Pa)	71,7 - 76,1	0,239 (21)
ec _{4,2} M	(Pa)	87,02 - 88,94	2,09 (18)
ec _{4,2} N	(Pa)	91,00 - 92,02	0,56 (5)
$\beta_{0,7}^-$	max:	85 (10)	1,6 (6)
$\beta_{0,7}^-$	avg:	22 (3)	
$\beta_{0,6}^-$	max:	95 (10)	0,016 (5)
$\beta_{0,6}^-$	avg:	25 (3)	
$\beta_{0,5}^-$	max:	105 (10)	6,5 (7)
$\beta_{0,5}^-$	avg:	27 (3)	
$\beta_{0,4}^-$	max:	106 (10)	14,1 (12)
$\beta_{0,4}^-$	avg:	28 (3)	

		Energy keV	Electrons per 100 disint.
$\beta_{0,2}^-$	max:	198 (10)	77,8 (15)
$\beta_{0,2}^-$	avg:	53 (3)	

5 Photon Emissions

5.1 X-Ray Emissions

		Energy keV	Photons per 100 disint.	
XL	(Pa)	11,3676 — 20,1126	7,1 (3)	
XK α_2	(Pa)	92,288	0,013 (9)	} K α
XK α_1	(Pa)	95,869	0,021 (13)	}
XK β_3	(Pa)	107,595	}	
XK β_1	(Pa)	108,422	}	K' β_1
XK β_5''	(Pa)	109,072	}	
XK β_2	(Pa)	111,405	}	
XK β_4	(Pa)	111,87	}	K' β_2
XKO $_{2,3}$	(Pa)	112,38	}	

5.2 Gamma Emissions

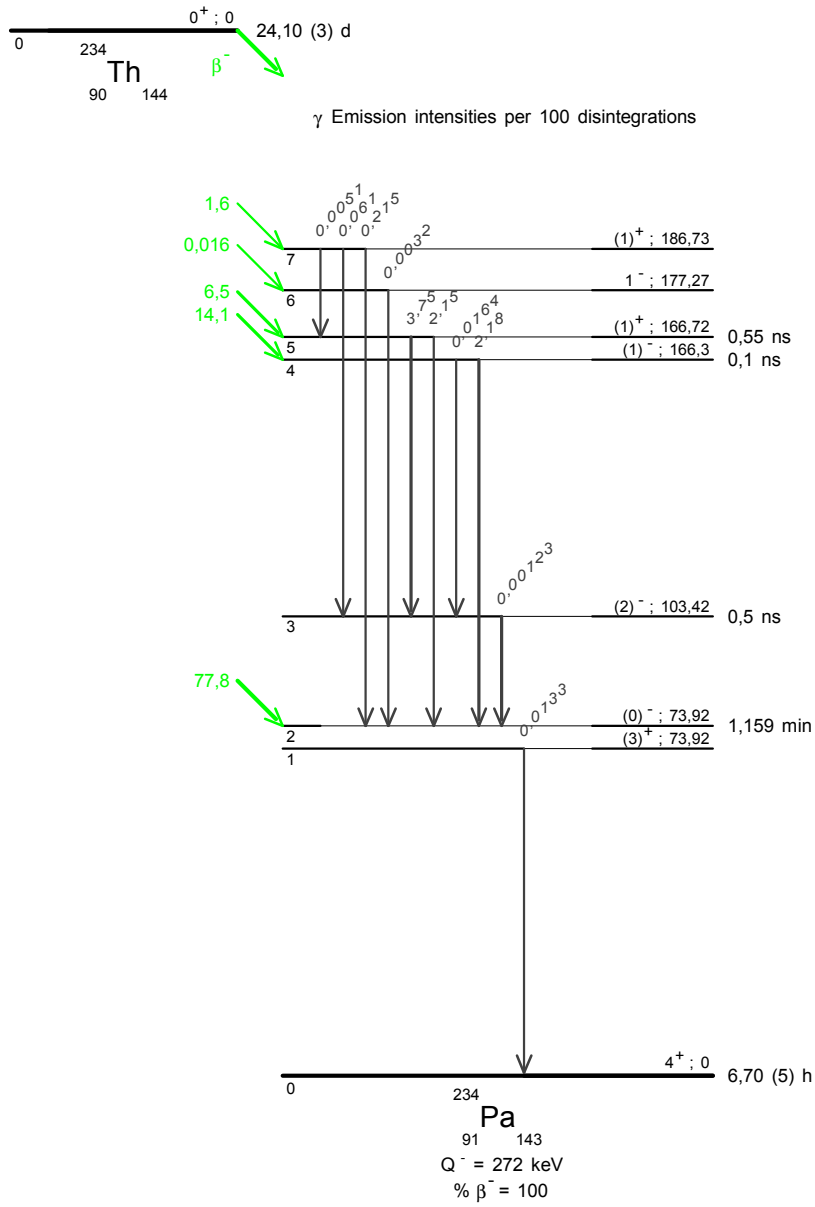
	Energy keV	Photons per 100 disint.
$\gamma_{7,5}(\text{Pa})$	20,01 (2)	0,0051 (21)
$\gamma_{3,2}(\text{Pa})$	29,50 (2)	0,00123 (14)
$\gamma_{4,3}(\text{Pa})$	62,88 (2)	0,0164 (28)
$\gamma_{5,3}(\text{Pa})$	63,30 (2)	3,75 (8)
$\gamma_{1,0}(\text{Pa})$	73,92 (2)	0,0133 (14)
$\gamma_{7,3}(\text{Pa})$	83,31 (5)	0,061 (5)
$\gamma_{4,2}(\text{Pa})$	92,38 (1)	2,18 (19)
$\gamma_{5,2}(\text{Pa})$	92,80 (2)	2,15 (19)
$\gamma_{6,2}(\text{Pa})$	103,35 (10)	0,0032 (10)
$\gamma_{7,2}(\text{Pa})$	112,81 (5)	0,215 (22)

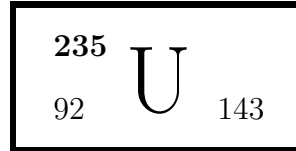
6 Main Production Modes

U – 238(α ,)Th – 234

7 References

- G. KIRSCH. Mitt.Ra.Inst.127,Wien.Ber.Iia 129 (1920) 309
(Half-life)
- M. CURIE, A. DEBIERNE, A.S. EVE, H. GEIGER, O. HAHN, S.C. LIND, ST. MEYER, E. RUTHERFORD, E. SCHWEIDLER. Rev. Mod. Phys. 3 (1931) 427-445
(Half-life)
- B.W. SARGENT. Can. J. Research A17 (1939) 103
(Half-life)
- G.B. KNIGHT, R.L. MACKLIN. Phys. Rev. 74 (1948) 1540-1541
(Half-life)
- J.S. GEIGER, R.L. GRAHAM, T.A. EASTWOOD. AECL-1472 PR-P-52 (1961) 26-27
(L ICC (for 29 keV and 63 keV), Gamma ray energies)
- J.-P. BRIAND. Comp. Rend. Acad. Sci. (Paris) 254 (1962) 84-86
(L ICC (for 29 keV))
- S. BJORNHOLM, O.B. NIELSEN. Nucl. Phys. 42 (1963) 642-659
(Conv. Elec. emission energies, Conv. Elec. emission probabilities, Beta emission energies)
- H. ABOU-LEILA. Comp. Rend. Acad. Sci. (Paris) 258 (1964) 5632-5635
(Half-life)
- R. FOUCHER. Bull. Acad. Sci. USSR Phys.Ser. 29 (1966) 99-100
(Multipolarities)
- HARRY W. TAYLOR. Int. J. Appl. Radiat. Isotop. 24 (1973) 593-597
(Gamma ray energies, Gamma-ray relative intensities)
- J. GODART, A. GIZON. Nucl. Phys. A217 (1973) 159-176
(Beta and Conv. Elec. emission energies and probabilities, Gamma ray energies and transitions probabilities, Multipolarities)
- T.E.SAMPSON. Nucl. Instrum. Methods 111 (1973) 209-211
(Gamma ray energies, Gamma-ray relative intensities)
- Y.Y.CHU, G. SCHARFF-GOLDHABER. Phys. Rev. C 17 (1978) 1507-1509
(Gamma-ray relative intensities)
- MICHAEL H. MOMENI. Nucl. Instrum. Methods 193 (1982) 185-190
(Gamma ray energies, Gamma-ray emission probabilities)
- H.L. SCOTT, K.W. MARLOW. Nucl. Instrum. Methods A 286 (1990) 549-555
(Gamma-ray emission probabilities)
- N. COURSOL, F. LAGOUTINE, B. DUCHEMIN. Nucl. Instrum. Methods A 286 (1990) 589-594
(Half-life, Beta emission probabilities, Gamma-ray emission probabilities, X-ray emission probabilities)
- G.A. SUTTON, S.T. NAPIER, M. JOHN, A. TAYLOR. The Science of the Total Environment 130/131 (1993) 393-401
(Gamma-ray emission probabilities)
- I. ADSLEY, J.S. BACKHOUSE, A.L. NICHOLS, J. TOOLE. Appl. Rad. Isotopes 49 (1998) 1337-1344
(Gamma-ray emission probabilities)
- G. AUDI, A.H. WAPSTRA, C. THIBAUT. Nucl. Phys. A729 (2003) 337-676
(Q)
- S. ABOUSAHL, P. VAN BELLE, B. LYNCH, H. OTTMAR. Nucl. Instrum. Methods A 517 (2004) 211-218
(Gamma-ray emission probabilities)
- F.S. AL-SALEH, AL-J.H. AL-MUKREN, M.A. FAROUK. Nucl. Instrum. Methods A 568 (2006) 734-738
(Gamma-ray emission probabilities)
- E. BROWNE, J.K. TULI. Nucl. Data Sheets 108 (2007) 681-772
(Multipolarities, Mixing ratio, Spin and Parity, Gamma-ray emission probabilities, Gamma ray energies, Beta emission energies)





1 Decay Scheme

U-235 disintegrates by alpha emission to levels in Th-231. The spontaneous fission branching ratio is 7,0 (2) E-9 %.

L'uranium 235 se désintègre par émission alpha vers des niveaux du thorium 231. Le pourcentage de fission spontanée est de 7,0 (2) E-9 %.

2 Nuclear Data

$T_{1/2}({}^{235}\text{U})$: 704	(1)	10^6 a
$T_{1/2}({}^{231}\text{Th})$: 25,52	(1)	h
$Q^\alpha({}^{235}\text{U})$: 4678,3	(7)	keV

2.1 α Transitions

	Energy keV	Probability $\times 100$	F
$\alpha_{0,22}$	4045 (5)	$\approx 0,0011$	79
$\alpha_{0,21}$	4082,7 (8)	0,0396 (10)	4,86
$\alpha_{0,20}$	4148,1 (7)	0,016 (12)	46
$\alpha_{0,19}$	4224 (5)	0,294 (13)	11,6
$\alpha_{0,18}$	4287,7 (19)	5,95 (12)	2
$\alpha_{0,17}$	4292,6 (7)	0,01732 (12)	714
$\alpha_{0,16}$	4300,8 (7)	0,122 (6)	119
$\alpha_{0,15}$	4322 (5)	0,069 (10)	343
$\alpha_{0,14}$	4340 (5)	0,22 (3)	150
$\alpha_{0,13}$	4353,4 (7)	0,0329 (5)	1185
$\alpha_{0,12}$	4361,1 (7)	0,065 (13)	690
$\alpha_{0,11}$	4376,6 (7)	0,00959 (13)	6260
$\alpha_{0,10}$	4397 (4)	3,33 (6)	28,1
$\alpha_{0,9}$	4402,8 (7)	0,405 (13)	241
$\alpha_{0,8}$	4437,4 (7)	0,206 (21)	890
$\alpha_{0,7}$	4441,7 (20)	18,80 (13)	10,47

	Energy keV	Probability × 100	F
$\alpha_{0,6}$	4457,0 (7)	0,106 (16)	2460
$\alpha_{0,5}$	4474,0 (13)	57,19 (20)	6,08
$\alpha_{0,4}$	4491,3 (5)	3,01 (16)	164
$\alpha_{0,3}$	4514,7 (40)	0,236 (25)	3170
$\alpha_{0,2}$	4580,4 (7)	1,28 (5)	1856
$\alpha_{0,1}$	4635,0 (4)	3,79 (6)	1586
$\alpha_{0,0}$	4676,0 (13)	4,74 (6)	2571

2.2 Gamma Transitions and Internal Conversion Coefficients

	Energy keV	$P_{\gamma+ce}$ × 100	Multipolarity	α_K	α_L	α_M	α_T
$\gamma_{5,4}(\text{Th})$	19,56 (5)	60 (1)	[M1,E2]		6000 (90)	3000 (45)	10000 (150)
$\gamma_{7,5}(\text{Th})$	31,61 (5)	11,4 (40)	M1+E2		491	131,7	667
$\gamma_{10,7}(\text{Th})$	41,4 (3)	1,5 (6)	[M1]		37,7 (10)	9,08 (24)	49,9 (13)
$\gamma_{1,0}(\text{Th})$	42,01 (6)	24,7 (43)	M1+E2		325 (22)	88 (6)	440 (30)
$\gamma_{7,4}(\text{Th})$	51,21 (4)	9,4 (19)	[E2]		201 (3)	54,9 (8)	274 (4)
$\gamma_{9,6}(\text{Th})$	54,1 (1)	0,24	[E2]		154 (3)	42,1 (7)	210 (4)
$\gamma_{2,1}(\text{Th})$	54,25 (5)	2,1	[M1+E2]		52,7 (20)	14,0 (6)	71 (3)
$\gamma_{19,18}(\text{Th})$	64,45 (5)	0,26	[M1]		10,28 (15)	2,47 (4)	13,6 (2)
$\gamma_{10,5}(\text{Th})$	72,7 (2)	1,86	M1+E2		11,4 (19)	2,9 (6)	15 (3)
$\gamma_{7,3}(\text{Th})$	74,94 (3)	0,064 (8)	[E1]		0,190 (3)	0,0464 (7)	0,252 (4)
$\gamma_{12,6}(\text{Th})$	95,7						
$\gamma_{2,0}(\text{Th})$	96,13 (2)	1,33 (16)	[E2]		9,93 (14)	2,73 (4)	13,58 (19)
$\gamma_{14,7}(\text{Th})$	97 (4)	0,22 (7)	[E2]		9,5 (21)	2,6 (6)	13 (3)
$\gamma_{5,2}(\text{Th})$	109,19 (7)	1,81 (14)	[E1]		0,0704 (10)	0,01708 (24)	0,0932 (14)
$\gamma_{10,3}(\text{Th})$	115,48 (6)	0,040 (13)	[E1]	0,267 (4)	0,0609 (9)	0,01475 (21)	0,348 (5)
$\gamma_{3,1}(\text{Th})$	120,35 (5)	0,31	[M1]	8,73 (13)	1,678 (24)	0,404 (6)	10,95 (16)
$\gamma_{16,8}(\text{Th})$	136,62 (5)	0,103	[M1]	6,11 (9)	1,168 (17)	0,281 (4)	7,66 (11)
$\gamma_{7,2}(\text{Th})$	140,77 (2)	0,244 (12)	[E1]	0,1696 (24)	0,0364 (5)	0,00879 (13)	0,218 (3)
$\gamma_{20,18}(\text{Th})$	142,40 (5)	0,018	[E2]	0,253 (4)	1,627 (23)	0,446 (7)	2,48 (4)
$\gamma_{4,1}(\text{Th})$	143,768 (3)	13,20 (8)	E1	0,1615 (23)	0,0344 (5)	0,00833 (12)	0,207 (3)
$\gamma_{18,8}(\text{Th})$	147						
$\gamma_{18,7}(\text{Th})$	150,936 (15)	0,61 (20)	[M1]	4,60 (7)	0,877 (13)	0,211 (3)	5,76 (8)
$\gamma_{5,1}(\text{Th})$	163,358 (3)	5,855 (36)	(E1)	0,1197 (17)	0,0248 (4)	0,00599 (9)	0,1526 (22)
$\gamma_{16,5}(\text{Th})$	173 (1)	0,007 (6)	[E1]	0,1047 (21)	0,0215 (5)	0,00518 (11)	0,133 (3)
$\gamma_{10,2}(\text{Th})$	181,87						
$\gamma_{18,5}(\text{Th})$	182,63 (5)	1,70 (22)	[M1]	2,69 (4)	0,510 (8)	0,1226 (18)	3,36 (5)
$\gamma_{4,0}(\text{Th})$	185,722 (4)	63,52 (35)	E1	0,0887 (13)	0,0179 (3)	0,00433 (6)	0,1124 (16)
$\gamma_{7,1}(\text{Th})$	194,947 (8)	0,693 (11)	[E1]	0,0792 (11)	0,01589 (23)	0,00383 (6)	0,1002 (14)
$\gamma_{8,1}(\text{Th})$	198,902 (15)	0,131 (7)	M1	2,11 (3)	0,401 (6)	0,0963 (14)	2,64 (4)
$\gamma_{18,4}(\text{Th})$	202,12 (1)	3,81 (8)	[M1]	2,02 (3)	0,383 (6)	0,0920 (13)	2,53 (4)
$\gamma_{5,0}(\text{Th})$	205,316 (4)	5,465 (33)	(E1)	0,0703 (10)	0,01397 (20)	0,00336 (5)	0,0887 (13)
$\gamma_{19,7}(\text{Th})$	215,28 (4)	0,090 (9)	[M1]	1,693 (24)	0,321 (5)	0,0770 (11)	2,12 (3)
$\gamma_{6,0}(\text{Th})$	221,386 (14)	0,349 (15)	M1	1,566 (22)	0,296 (5)	0,0712 (10)	1,96 (3)
$\gamma_{13,2}(\text{Th})$	228,76 (5)	0,021	M1	1,429 (20)	0,270 (4)	0,0649 (9)	1,79 (3)
$\gamma_{9,1}(\text{Th})$	233,504 (20)	0,102 (11)	M1	1,350 (19)	0,255 (4)	0,0613 (9)	1,687 (24)
$\gamma_{8,0}(\text{Th})$	240,88 (4)	0,181 (19)	M1(+E2)	1,14 (21)	0,228 (13)	0,0553 (21)	1,45 (22)
$\gamma_{19,5}(\text{Th})$	246,865 (20)	0,134 (7)	[M1]	1,157 (17)	0,218 (3)	0,0525 (8)	1,445 (21)
$\gamma_{15,2}(\text{Th})$	255,395 (20)	0,017	M1	1,052 (15)	0,199 (3)	0,0477 (7)	1,315 (19)
$\gamma_{19,4}(\text{Th})$	266,47 (4)	0,0097 (7)	[E2]	0,0921 (13)	0,1121 (16)	0,0303 (5)	0,245 (4)
$\gamma_{12,1}(\text{Th})$	275,35 (15)	0,094 (11)	M1+E2	0,65 (5)	0,144 (5)	0,0355 (10)	0,84 (6)
$\gamma_{9,0}(\text{Th})$	275,49 (6)	0,065	M1(+E2)	0,81 (11)	0,157 (9)	0,0379 (18)	1,02 (12)

	Energy keV	$P_{\gamma+ce}$ $\times 100$	Multipolarity	α_K	α_L	α_M	α_T
$\gamma_{16,2}$ (Th)	281,42 (5)	0,013	M1	0,804 (12)	0,1515 (22)	0,0364 (5)	1,005 (14)
$\gamma_{13,1}$ (Th)	282,94 (5)	0,013	[M1]	0,792 (12)	0,1493 (21)	0,0359 (5)	0,990 (14)
$\gamma_{17,2}$ (Th)	289,56 (4)	0,0142	[M1]	0,743 (11)	0,140 (2)	0,0336 (5)	0,929 (13)
$\gamma_{19,3}$ (Th)	291,2						
$\gamma_{18,2}$ (Th)	291,71 (3)	0,042 (6)	[E1]	0,0317 (5)	0,00598 (9)	0,001433 (20)	0,0396 (6)
$\gamma_{11,0}$ (Th)	301,7 (1)	0,01	M1	0,664 (10)	0,1249 (18)	0,0300 (5)	0,829 (12)
$\gamma_{15,1}$ (Th)	310,69 (6)	0,011	(E2)	0,068 (1)	0,0616 (9)	0,01650 (24)	0,1517 (22)
$\gamma_{12,0}$ (Th)	317,15 (8)	0,0019	M1	0,579 (9)	0,1088 (16)	0,0261 (4)	0,723 (11)
$\gamma_{17,1}$ (Th)	343,6 (2)	0,0032					
$\gamma_{18,1}$ (Th)	345,93 (3)	0,041 (6)	[E1]	0,0219 (3)	0,00403 (6)	0,000964 (14)	0,0272 (4)
$\gamma_{15,0}$ (Th)	350 (5)	0,009	M1	0,442 (19)	0,083 (4)	0,0199 (9)	0,552 (24)
$\gamma_{19,2}$ (Th)	356,05 (5)	0,0054	[E1]	0,0206 (3)	0,00377 (6)	0,000903 (13)	0,0255 (4)
$\gamma_{18,0}$ (Th)	387,84 (3)	0,041 (6)	[E1]	0,01717 (24)	0,00312 (5)	0,000745 (11)	0,0213 (3)
$\gamma_{21,5}$ (Th)	390,27 (20)	0,040 (1)					
$\gamma_{19,1}$ (Th)	410,29 (4)	0,0033	[E1]	0,01527 (22)	0,00275 (4)	0,000657 (10)	0,0189 (3)
$\gamma_{22,4}$ (Th)	448,40 (6)	0,0011					

3 Atomic Data

3.1 Th

ω_K	:	0,969	(4)
$\bar{\omega}_L$:	0,476	(18)
n_{KL}	:	0,797	(5)

3.1.1 X Radiations

	Energy keV	Relative probability	
X _K	K α_2	89,954	
	K α_1	93,351	
	K β_3	104,819	}
	K β_1	105,604	}
	K β_5''	106,239	}
			35,58
	K β_2	108,509	}
	K β_4	108,955	}
	KO _{2,3}	109,442	}
X _L	L ℓ	11,1177	
	L α	12,8085 – 12,967	
	L η	14,509	
	L β	14,972 – 17,1383	
	L γ	18,3633 – 19,5043	

3.1.2 Auger Electrons

	Energy keV	Relative probability
Auger K		
KLL	68,406 – 76,745	100
KLX	83,857 – 93,345	58,8
KXY	99,29 – 109,64	8,64
Auger L	5,8 – 20,3	

4 α Emissions

	Energy keV	Probability $\times 100$
$\alpha_{0,22}$	3976 (5)	$\approx 0,0011$
$\alpha_{0,21}$	4013,2 (8)	0,0396 (10)
$\alpha_{0,20}$	4077,5 (7)	0,016 (12)
$\alpha_{0,19}$	4152 (5)	0,294 (13)
$\alpha_{0,18}$	4214,7 (19)	5,95 (12)
$\alpha_{0,17}$	4219,5 (7)	0,01732 (12)
$\alpha_{0,16}$	4227,6 (7)	0,122 (6)
$\alpha_{0,15}$	4248 (5)	0,069 (10)
$\alpha_{0,14}$	4266 (5)	0,22 (3)
$\alpha_{0,13}$	4279,3 (7)	0,0329 (5)
$\alpha_{0,12}$	4286,9 (7)	0,065 (13)
$\alpha_{0,11}$	4302,1 (7)	0,00959 (13)
$\alpha_{0,10}$	4322 (4)	3,33 (6)
$\alpha_{0,9}$	4327,9 (7)	0,405 (13)
$\alpha_{0,8}$	4361,9 (7)	0,206 (21)
$\alpha_{0,7}$	4366,1 (20)	18,80 (13)
$\alpha_{0,6}$	4381,1 (7)	0,106 (16)
$\alpha_{0,5}$	4397,8 (13)	57,19 (20)
$\alpha_{0,4}$	4414,9 (5)	3,01 (16)
$\alpha_{0,3}$	4437,9 (40)	0,236 (25)
$\alpha_{0,2}$	4502,4 (7)	1,28 (5)
$\alpha_{0,1}$	4556,0 (4)	3,79 (6)
$\alpha_{0,0}$	4596,4 (13)	4,74 (6)

5 Electron Emissions

		Energy keV	Electrons per 100 disint.
e _{AL}	(Th)	5,8 - 20,3	24 (3)
e _{AK}	(Th)		0,381 (9)
	KLL	68,406 - 76,745	}
	KLX	83,857 - 93,345	}
	KXY	99,29 - 109,64	}
ec _{7,5 L}	(Th)	11,117 - 15,300	8,3 (29)
ec _{10,7 L}	(Th)	20,6 - 24,8	1,09 (42)
ec _{1,0 L}	(Th)	21,484 - 25,700	18,2 (32)
ec _{7,5 M}	(Th)	26,407 - 28,257	2,2 (8)
ec _{7,5 N}	(Th)	30,260 - 31,254	0,60 (23)
ec _{7,4 L}	(Th)	30,709 - 34,900	6,8 (14)
ec _{9,6 L}	(Th)	33,602 - 37,800	0,1771 (34)
ec _{10,7 M}	(Th)	35,9 - 37,8	0,26 (10)
ec _{1,0 M}	(Th)	36,774 - 38,624	4,9 (9)
ec _{10,7 N}	(Th)	39,8 - 40,8	0,070 (27)
ec _{1,0 N}	(Th)	40,630 - 41,621	1,32 (23)
ec _{19,18 L}	(Th)	43,87 - 48,00	0,1850 (27)
ec _{7,4 M}	(Th)	45,999 - 47,849	1,87 (39)
ec _{7,4 N}	(Th)	49,850 - 50,846	0,5 (1)
ec _{2,0 L}	(Th)	75,66 - 79,80	0,90 (11)
ec _{4,0 K}	(Th)	76,072 (4)	5,06 (8)
ec _{2,0 M}	(Th)	90,95 - 92,80	0,248 (30)
ec _{2,0 N}	(Th)	94,8 - 95,8	0,067 (8)
ec _{4,0 L}	(Th)	165,25 - 169,40	1,020 (18)
ec _{4,0 M}	(Th)	180,54 - 182,39	0,2468 (37)
ec _{4,0 N}	(Th)	184,390 - 185,387	0,0651 (10)

6 Photon Emissions

6.1 X-Ray Emissions

		Energy keV	Photons per 100 disint.	
XL	(Th)	11,1177 — 19,5043	22 (3)	
XK α_2	(Th)	89,954	3,56 (9)	} K α
XK α_1	(Th)	93,351	5,76 (14)	
XK β_3	(Th)	104,819	}	K' β_1
XK β_1	(Th)	105,604	}	
XK β_5''	(Th)	106,239	}	
XK β_2	(Th)	108,509	}	K' β_2
XK β_4	(Th)	108,955	}	
XKO _{2,3}	(Th)	109,442	}	

6.2 Gamma Emissions

	Energy keV	Photons per 100 disint.
$\gamma_{7,5}$ (Th)	31,60 (5)	0,017 (6)
$\gamma_{10,7}$ (Th)	41,4 (3)	0,029 (11)
$\gamma_{1,0}$ (Th)	42,01 (6)	0,056 (9)
$\gamma_{7,4}$ (Th)	51,21 (4)	0,034 (7)
$\gamma_{9,6}$ (Th)	54,1 (1)	0,00115
$\gamma_{2,1}$ (Th)	54,25 (5)	0,0285
$\gamma_{19,18}$ (Th)	64,45 (5)	0,018
$\gamma_{10,5}$ (Th)	72,7 (2)	0,116
$\gamma_{7,3}$ (Th)	74,94 (3)	0,051 (6)
$\gamma_{2,0}$ (Th)	96,09 (2)	0,091 (11)
$\gamma_{14,7}$ (Th)	97 (4)	0,016 (4)
$\gamma_{5,2}$ (Th)	109,19 (7)	1,66 (13)
$\gamma_{10,3}$ (Th)	115,45 (5)	0,03 (1)
$\gamma_{3,1}$ (Th)	120,35 (5)	0,026
$\gamma_{16,8}$ (Th)	136,55 (5)	0,012
$\gamma_{7,2}$ (Th)	140,76 (2)	0,20 (1)
$\gamma_{20,18}$ (Th)	142,40 (5)	0,0051
$\gamma_{4,1}$ (Th)	143,767 (3)	10,94 (6)
$\gamma_{18,7}$ (Th)	150,936 (15)	0,09 (3)
$\gamma_{5,1}$ (Th)	163,356 (3)	5,08 (3)
$\gamma_{16,5}$ (Th)	173 (1)	0,006 (5)
$\gamma_{18,5}$ (Th)	182,62 (5)	0,39 (5)
$\gamma_{4,0}$ (Th)	185,720 (4)	57,1 (3)
$\gamma_{7,1}$ (Th)	194,940 (6)	0,63 (1)

	Energy keV	Photons per 100 disint.
$\gamma_{8,1}(\text{Th})$	198,894 (14)	0,036 (2)
$\gamma_{18,4}(\text{Th})$	202,12 (1)	1,08 (2)
$\gamma_{5,0}(\text{Th})$	205,316 (4)	5,02 (3)
$\gamma_{19,7}(\text{Th})$	215,28 (4)	0,029 (3)
$\gamma_{6,0}(\text{Th})$	221,386 (14)	0,118 (5)
$\gamma_{13,2}(\text{Th})$	228,76 (5)	0,0074
$\gamma_{9,1}(\text{Th})$	233,50 (2)	0,038 (4)
$\gamma_{8,0}(\text{Th})$	240,88 (4)	0,074 (4)
$\gamma_{19,5}(\text{Th})$	246,83 (2)	0,055 (3)
$\gamma_{15,2}(\text{Th})$	255,365 (10)	0,0074
$\gamma_{19,4}(\text{Th})$	266,47 (4)	0,0078 (6)
$\gamma_{12,1}(\text{Th})$	275,35 (15)	0,051 (6)
$\gamma_{9,0}(\text{Th})$	275,49 (6)	0,032
$\gamma_{16,2}(\text{Th})$	281,42 (5)	0,0063
$\gamma_{13,1}(\text{Th})$	282,94 (5)	0,0063
$\gamma_{17,2}(\text{Th})$	289,56 (4)	0,0074
$\gamma_{18,2}(\text{Th})$	291,65 (3)	0,040 (6)
$\gamma_{11,0}(\text{Th})$	301,7 (1)	0,0053
$\gamma_{15,1}(\text{Th})$	310,69 (6)	0,0094
$\gamma_{12,0}(\text{Th})$	317,10 (8)	0,0011
$\gamma_{17,1}(\text{Th})$	343,5 (2)	0,0032
$\gamma_{18,1}(\text{Th})$	345,92 (3)	0,040 (6)
$\gamma_{15,0}(\text{Th})$	350 (5)	0,006
$\gamma_{19,2}(\text{Th})$	356,03 (5)	0,0053
$\gamma_{18,0}(\text{Th})$	387,84 (3)	0,040 (6)
$\gamma_{21,5}(\text{Th})$	390,27 (20)	0,040 (1)
$\gamma_{19,1}(\text{Th})$	410,29 (4)	0,0032
$\gamma_{22,4}(\text{Th})$	448,40 (6)	0,0011

7 Main Production Modes

Natural source

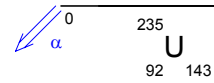
8 References

- A.O. NIER. Phys. Rev. 55 (1939) 150
(Half-life)
- G.B. KNIGHT. Report ORNL K-663 (1950)
(Half-life)
- G.J. SAYAG. Comp. Rend. Acad. Sci. (Paris) 232 (1951) 2091
(Half-life)
- E.H. FLEMING JR., A. GHIORSO, B.B. CUNNINGHAM. Phys. Rev. 88 (1952) 642
(Half-life)
- E. SEGRE. Phys. Rev. 86 (1952) 21
(Half-life)
- F.L. CLARK, H.J. SPENCER-PALMER, R.N. WOODWARD. J. S. African Chem. Inst. 10 (1957) 62
(Half-life)

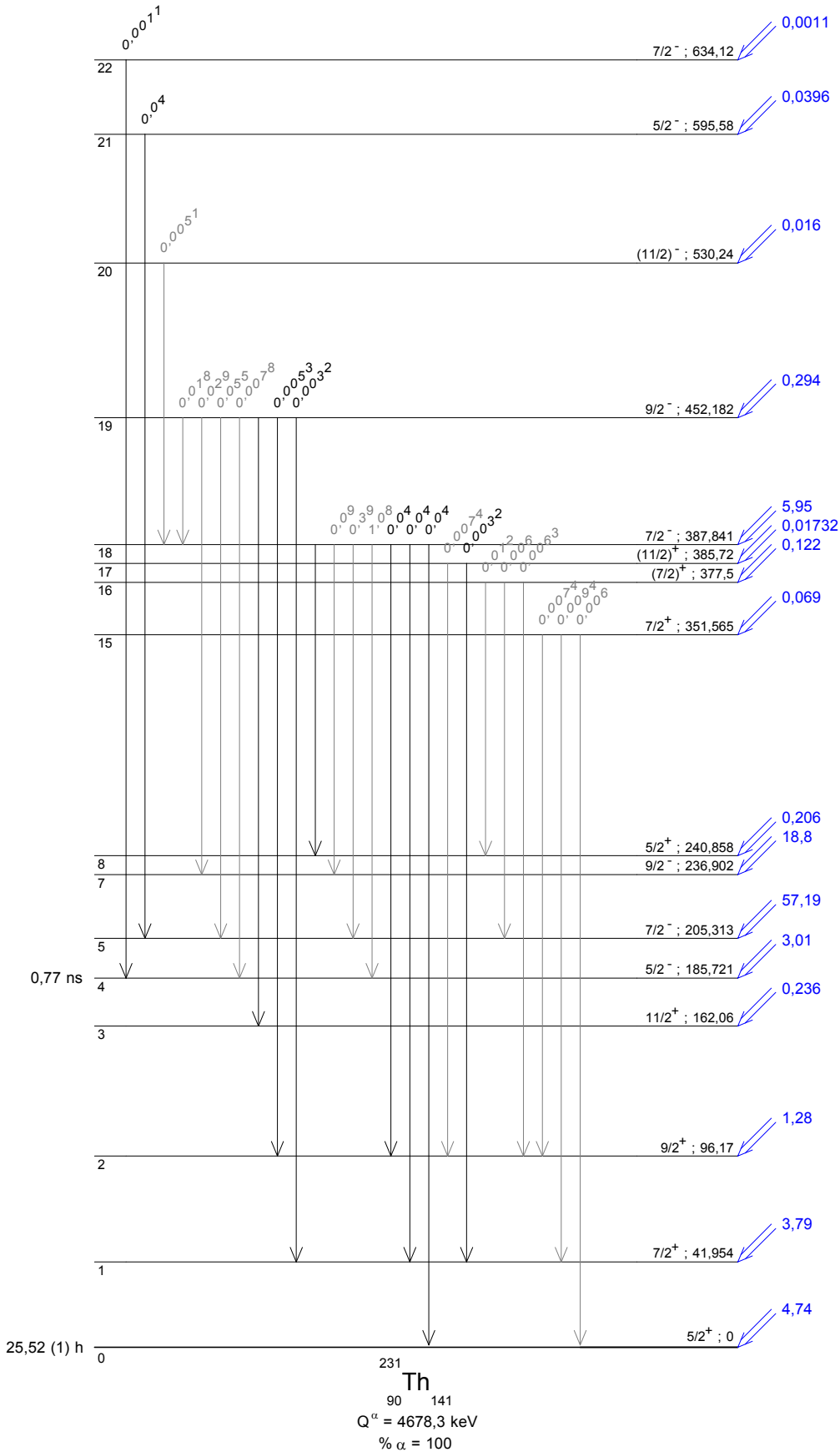
- E. WURGER, K.P. MEYER, P. HUBER. *Helv. Phys. Acta* 30 (1957) 157
(Half-life)
- S.A. BARANOV, A.G. ZELENKOV, V.M. KULAKOV. *Izvest. Akad. Nauk SSSR, Ser.Fiz.* 24 (1960) 1035
(Alpha energies and intensities)
- R.C. PILGER, F.S. STEPHENS, F. ASARO, I. PERLMAN. *Priv. Comm.*, quoted by unpublished (1962)
(Alpha energies and intensities)
- A.J. DERUYTTER, I.G. SCHRODER, J.A. MOORE. *Nucl. Sci. Eng.* 21 (1965) 325
(Half-life)
- P.H. WHITE, G.J. WALL, F.R. PONTET. *J. Nucl. Energy A/B19* (1965) 33
(Half-life)
- B.M. ALEKSANDROV, A.S. KRIVOKHATSKII, L.Z. MALKIN, K.A. PETRZHAK. *At. Energ.* 20 (1966) 315
(Half-life)
- R. GAETA, M.A. VIGON. *Nucl. Phys.* 76 (1966) 353
(Alpha energies and intensities, gamma-ray energie)
- J.E. CLINE. IN-1448 Rev. (1971)
(Gamma-ray energies and intensities)
- A.H. JAFFEY, K.F. FLYNN, L.E. GLENDENIN, W.C. BENTLEY, A.M. ESSLING. *Phys. Rev. C4* (1971) 1889
(Half-life)
- L.A. KROGER, C.W. REICH, J.E. CLINE. ANCR-1016 (1971) p.75
(Gamma-ray energies and intensities)
- A.J. DERUYTTER, G. WEGENER-PENNING. *Phys. Rev. C10* (1974) 383
(Half-life)
- A. GRUTTER, H.R. VON GUNTEN, V. HERRNBERGER, B. HAHN, U. MOSER, H.W. REIST, G. SLETTEN. *Int. At. En. Agency, Vienna* (1974) p.305
(Half-life)
- W. TEOH, R.D. CONNOR, R.H. BETTS. *Nucl. Phys. A228* (1974) 432
(Gamma-ray energies and intensities)
- E. VANO, R. GAETA, L. GONZALEZ, C.F. LIANG. *Nucl. Phys. A251* (1975) 225
(Gamma-ray energies and intensities)
- S.A. BARANOV, V.M. SHATINSKII, A.G. ZELENKOV, V.A. PCHELIN. *Sov. J. Nucl. Phys.* 26 (1977) 486
(Gamma-ray energies and intensities)
- H.R. VON GUNTEN, A. GRUTTER, H.W. REIST, M. BAGGENSTOS. *Phys. Rev. C23* (1981) 1110
(Half-life)
- R. VANINBROUKX, B. DENECKE. *Nucl. Instrum. Methods* 193 (1982) 191
(Gamma-ray energies and emission probabilities)
- C. BAKTASH, E. DER MATEOSIAN, O.C. KISTNER, A.W. SUNYAR, D. HORN, C.J. LISTER. *Bull. Am. Phys. Soc.* 28, No.1 (1983) 41
(Gamma-ray emission probabilities)
- D.G. OLSON. *Nucl. Instrum. Methods* 206 (1983) 313
(Gamma-ray emission probabilities)
- R.G. HELMER, C.W. REICH. *Int. J. Appl. Radiat. Isotop.* 35 (1984) 783
(Gamma-ray energies and emission probabilities)
- A. LORENZ. IAEA Tech. Rept. Ser. No.261 (1986)
(Evaluated gamma-ray energies and emission probabilities)
- A. RYTZ. *At. Data Nucl. Data Tables* 47 (1991) 205
(Evaluated alpha intensities)
- W.-J. LIN, G. HARBOTTLE. *J. Radioanal. Nucl. Chem.* 157 (1992) 367
(Gamma-ray emission probabilities)
- C.C. BUENO, M.D.S. SANTOS. *Appl. Rad. Isotopes* 44 (1993) 567
(Half-life)
- H. RUELLAN, M.C. LÉPY, M. ETCHEVERRY, J. PLAGNARD, J. MOREL. *Nucl. Instrum. Methods Phys. Res. A369* (1996) 651
(Gamma-ray and X-ray intensities)
- E. SCHÖNFELD, H. JANSSEN. *Nucl. Instrum. Methods Phys. Res. A369* (1996) 527
(Atomic data)
- H. CHATANI. *Nucl. Instrum. Methods Phys. Res. A425* (1999) 277
(Gamma-ray emission probability)
- N.E. HOLDEN, D.C. HOFFMAN. *Pure Applied Chim.* 72 (2000) 1525
(Evaluated Half-life)


- I.M. BAND, M.B. TRZHASKOVSKAYA, C.W. NESTOR, JR., P.O. TIKKANEN, S. RAMAN. At. Data Nucl. Data Tables 81 (2002) 1
(calculated ICC)
- G. AUDI, A.H. WAPSTRA, C. THIBAUT. Nucl. Phys. A729 (2003) 129
(Q)
- E. BROWNE. Nucl. Data Sheets 98 (2003) 665
(Spin, parity, multipolarity, mixing ratios.)
- F. DAYRAS, N. CHAUVIN. Nucl. Instrum. Meth. Phys. Res. A530 (2004) 391
(Alpha energies and intensities)
- R. SCHÖN, G. WINKLER, W. KUTSCHERA. Appl. Rad. Isotopes 60 (2004) 263
(Evaluated half-life)
- E. GARCIA-TORANO, M.T. CRESPO, M. ROTETA, G. SIBBENS, S. POMMÉ, A.M. SANCHEZ, M.P.R. MONTERO, S. WOODS, A. PEARCE. Nucl. Instrum. Methods Phys. Res. A550 (2005) 581
(Alpha energies and intensities)
- F.S. AL-SALEH, AL-J.H. AL-MUKREN, M.A. FAROUK. Nucl. Instrum. Methods Phys. Res. A568 (2006) 734
(Gamma-ray emission probabilities)
- T. KIBÉDI, T. W. BURROWS, M. B. TRZHASKOVSKAYA, P. M. DAVIDSON, C. W. NESTOR JR.. Nucl. Instrum. Meth. Phys. Res. A589 (2008) 202
(Theoretical ICC)

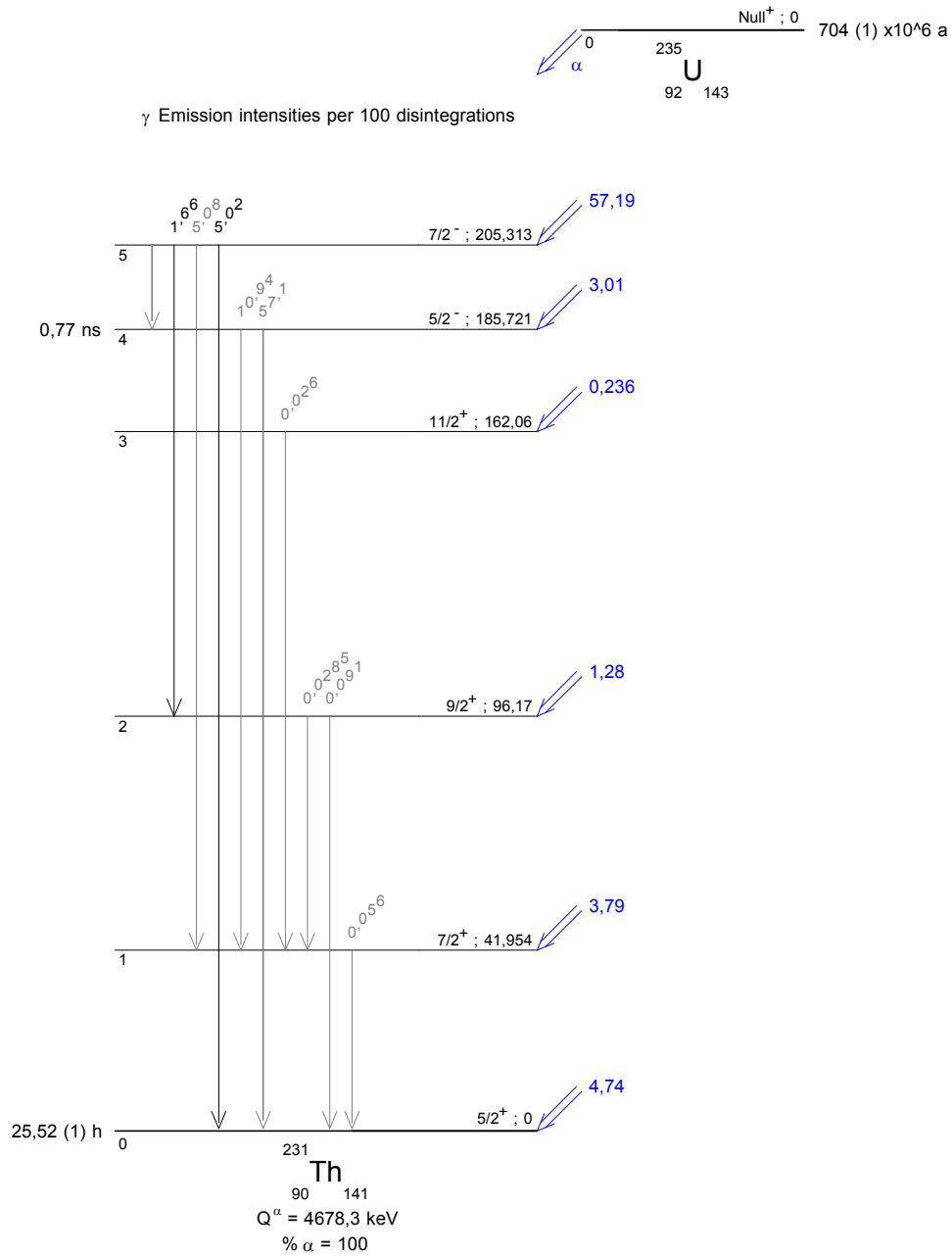
Null⁺; 0 704 (1) x10⁶ a

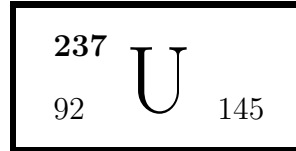


γ Emission intensities per 100 disintegrations









1 Decay Scheme

U-237 decays by beta minus emission to levels in Np-237.

L'uranium 237 se désintègre par émission beta moins vers les niveaux du neptunium 237.

2 Nuclear Data

$T_{1/2}(^{237}\text{U})$:	6,749	(16)	d
$T_{1/2}(^{237}\text{Np})$:	2,144	(7)	10^6 a
$Q^-(^{237}\text{U})$:	518,6	(6)	keV

2.1 β^- Transitions

	Energy keV	Probability $\times 100$	Nature	lg ft
$\beta_{0,9}^-$	147,7 (6)	1,3 (9)	allowed	7,32
$\beta_{0,7}^-$	186,2 (6)	2,9 (9)	super-allowed	7,28
$\beta_{0,6}^-$	237,2 (6)	48,2 (25)	1st forbidden	6,39
$\beta_{0,5}^-$	251,1 (6)	40,9 (31)	1st forbidden	6,54
$\beta_{0,2}^-$	459,1 (6)	7 (4)	1st forbidden unique	8,1

2.2 Gamma Transitions and Internal Conversion Coefficients

	Energy keV	P $_{\gamma+ce}$ $\times 100$	Multipolarity	α_K	α_L	α_M	α_T
$\gamma_{9,8}(\text{Np})$	2,3	0,232 (5)					
$\gamma_{6,5}(\text{Np})$	13,81 (2)	48,8 (25)	M1+0,1%E2			364 (13)	492 (16)
$\gamma_{2,1}(\text{Np})$	26,34463 (24)	22 (5)	E1		6 (2)	1,6 (2)	8 (2)
$\gamma_{4,3}(\text{Np})$	27,020 (7)	0,7 (4)					

	Energy keV	$P_{\gamma+ce}$ $\times 100$	Multipolarity	α_K	α_L	α_M	α_T
$\gamma_{1,0}$ (Np)	33,19629 (22)	23 (3)	M1+1,66%E2		131 (17)	33 (5)	175 (24)
$\gamma_{9,7}$ (Np)	38,54 (3)	0,9 (9)	M1+15%E2		210 (160)	60 (50)	280 (210)
$\gamma_{3,1}$ (Np)	42,704 (5)	0,65	M1+1,66%E2		56 (7)	13,9 (19)	75 (9)
$\gamma_{4,2}$ (Np)	43,420 (3)	4,3 (7)	M1+16,8%E2		132 (17)	35 (5)	180 (23)
$\gamma_{7,6}$ (Np)	51,01 (3)	0,596 (25)	E1		0,565 (12)	0,140 (3)	0,753 (15)
$\gamma_{2,0}$ (Np)	59,54092 (10)	73,7 (31)	E1		0,84 (6)	0,226 (7)	1,16 (7)
$\gamma_{7,5}$ (Np)	64,83 (2)	1,800 (26)	E1		0,301 (6)	0,0744 (15)	0,400 (8)
$\gamma_{4,1}$ (Np)	69,76 (3)	0,0013 (3)	(E1)		0,248 (5)	0,0612 (12)	0,330 (7)
$\gamma_{3,0}$ (Np)	75,899 (5)	0,05	(E2)		38,9 (8)	10,8 (2)	53,4 (11)
$\gamma_{4,0}$ (Np)	102,959 (3)	0,0072 (10)	E1		0,0894 (18)	0,0219 (4)	0,119 (3)
$\gamma_{(-1,1)}$ (Np)	114,09 (5)						
$\gamma_{5,4}$ (Np)	164,61 (2)	5,02 (11)	E2	0,195 (4)	1,095 (20)	0,304 (6)	1,70 (4)
$\gamma_{5,2}$ (Np)	208,00 (1)	84,8 (19)	M1+2,4%E2	2,35 (5)	0,473 (10)	0,115 (3)	2,98 (7)
$\gamma_{6,2}$ (Np)	221,80 (4)	0,0316 (13)	E2	0,130 (3)	0,304 (6)	0,0839 (17)	0,547 (11)
$\gamma_{5,1}$ (Np)	234,40 (4)	0,189 (8)	M2	5,560 (12)	1,95 (4)	0,511 (10)	8,24 (16)
$\gamma_{5,0}$ (Np)	267,556 (12)	1,5 (4)	E1+19,4%M2	0,74 (4)	0,238 (12)	0,062 (3)	1,06 (6)
$\gamma_{8,3}$ (Np)	292,77 (6)	0,0030 (9)	(E2)	0,0796 (16)	0,0991 (19)	0,0270 (6)	0,215 (4)
$\gamma_{8,2}$ (Np)	309,1 (3)	0,00028	(E1)	0,0300 (6)	0,00585 (12)	0,00143 (3)	0,0377 (8)
$\gamma_{7,0}$ (Np)	332,376 (16)	1,374 (19)	E2	0,0631 (12)	0,0611 (12)	0,0164 (4)	0,146 (3)
$\gamma_{8,1}$ (Np)	335,38 (4)	0,162 (9)	M1+17,5%E2	0,54 (7)	0,113 (8)	0,0278 (17)	0,69 (8)
$\gamma_{9,1}$ (Np)	337,7 (2)	0,0101 (6)	(E2)	0,0612 (12)	0,0575 (12)	0,0157 (3)	0,139 (3)
$\gamma_{(-1,2)}$ (Np)	340,45	0,0016 (3)					
$\gamma_{8,0}$ (Np)	368,602 (20)	0,0675 (28)	M1(+E2)	0,494 (10)	0,0963 (20)	0,0233 (5)	0,622 (13)
$\gamma_{9,0}$ (Np)	370,928 (23)	0,167 (8)	M1+15,6%E2	0,42 (6)	0,086 (8)	0,0211 (17)	0,53 (7)

3 Atomic Data

3.1 Np

ω_K	:	0,971	(4)
$\bar{\omega}_L$:	0,511	(20)
n_{K_L}	:	0,791	(5)

3.1.1 X Radiations

	Energy keV	Relative probability	
X _K	K α_2	97,069	
	K α_1	101,059	
	K β_3	113,303	}
	K β_1	114,234	
	K β_5''	114,912	
	K β_2	117,476	}
	K β_4	117,876	
	KO _{2,3}	118,429	
			62,82
		100	
		36,45	
		12,54	

	Energy keV	Relative probability
X _L		
L ℓ	11,89	
L α	13,76 – 13,94	
L η	15,88	
L β	16,13 – 17,99	
L γ	20,12 – 22,2	

3.1.2 Auger Electrons

	Energy keV	Relative probability
Auger K		
KLL	73,50 – 83,13	100
KLX	90,36 – 97,28	60,2
KXY	107,10 – 114,58	9,06
Auger L	5,04 – 13,52	

4 Electron Emissions

		Energy keV	Electrons per 100 disint.
e _{AL}	(Np)	5,04 - 13,52	58,5 (21)
e _{AK}	(Np)		1,49 (21)
	KLL	73,50 - 83,13	}
	KLX	90,36 - 97,28	}
	KXY	107,10 - 114,58	}
ec _{2,1} L	(Np)	3,918 - 8,731	14,6 (50)
ec _{6,5} M	(Np)	8,07 - 10,15	36,0 (19)
ec _{1,0} L	(Np)	10,769 - 15,586	17,0 (23)
ec _{6,5} N	(Np)	12,31 - 13,41	9,79 (43)
ec _{9,7} L	(Np)	16,11 - 20,93	0,7 (7)
ec _{3,1} L	(Np)	20,277 - 25,094	0,47
ec _{2,1} M	(Np)	20,606 - 22,681	3,9 (5)
ec _{4,2} L	(Np)	20,996 - 25,813	3,2 (5)
ec _{1,0} M	(Np)	27,457 - 29,532	4,3 (7)
ec _{7,6} L	(Np)	28,58 - 33,40	0,19 (8)
ec _{1,0} N	(Np)	31,695 - 32,793	1,16 (17)

		Energy keV	Electrons per 100 disint.
ec _{9,7} M	(Np)	32,80 - 34,88	0,2 (2)
ec _{3,1} M	(Np)	36,965 - 39,040	0,12
ec _{9,7} N	(Np)	37,04 - 38,14	0,05 (5)
ec _{2,0} L	(Np)	37,114 - 41,931	28,6 (22)
ec _{4,2} M	(Np)	37,684 - 39,759	0,84 (14)
ec _{4,2} N	(Np)	41,92 - 43,02	0,233 (37)
ec _{7,5} L	(Np)	42,40 - 47,22	0,387 (9)
ec _{5,4} K	(Np)	45,94 (2)	0,363 (9)
ec _{2,0} M	(Np)	53,802 - 55,877	7,7 (3)
ec _{2,0} N	(Np)	58,040 - 59,138	0,846 (24)
ec _{7,5} M	(Np)	59,09 - 61,17	0,096 (2)
ec _{5,2} K	(Np)	89,331 (10)	50,1 (13)
ec _{5,1} K	(Np)	115,73 (4)	0,114 (5)
ec _{5,4} L	(Np)	142,18 - 147,00	2,04 (5)
ec _{5,0} K	(Np)	148,87 (4)	0,53 (3)
ec _{5,4} M	(Np)	158,87 - 160,95	0,565 (14)
ec _{5,4} N	(Np)	163,11 - 164,21	0,1546 (33)
ec _{5,2} L	(Np)	185,573 - 190,390	10,1 (3)
ec _{5,2} M	(Np)	202,261 - 204,336	2,45 (7)
ec _{5,2} N	(Np)	206,499 - 207,597	0,662 (14)
ec _{7,0} K	(Np)	213,69 (4)	0,0757 (18)
ec _{8,1} K	(Np)	216,71 (4)	0,052 (7)
ec _{5,0} L	(Np)	245,11 - 249,93	0,172 (9)
ec _{7,0} L	(Np)	309,93 - 314,75	0,0733 (17)
$\beta_{0,9}^-$	max:	147,7 (6)	1,3 (9)
$\beta_{0,9}^-$	avg:	39,0 (2)	
$\beta_{0,7}^-$	max:	186,2 (6)	2,9 (9)
$\beta_{0,7}^-$	avg:	49,8 (2)	
$\beta_{0,6}^-$	max:	237,2 (6)	48,2 (25)
$\beta_{0,6}^-$	avg:	64,5 (2)	
$\beta_{0,5}^-$	max:	251,1 (6)	40,9 (31)
$\beta_{0,5}^-$	avg:	68,6 (2)	
$\beta_{0,2}^-$	max:	459,1 (6)	7 (4)
$\beta_{0,2}^-$	avg:	137,6 (2)	

5 Photon Emissions

5.1 X-Ray Emissions

		Energy keV	Photons per 100 disint.	
XL	(Np)	11,89 — 22,2	59,0 (21)	
XK α_2	(Np)	97,069	14,8 (4)	} K α
XK α_1	(Np)	101,059	23,5 (6)	
XK β_3	(Np)	113,303	}	K' β_1
XK β_1	(Np)	114,234	}	
XK β_5''	(Np)	114,912	}	
XK β_2	(Np)	117,476	}	K' β_2
XK β_4	(Np)	117,876	}	
XKO _{2,3}	(Np)	118,429	}	

5.2 Gamma Emissions

	Energy keV	Photons per 100 disint.
$\gamma_{6,5}$ (Np)	13,81 (2)	0,099 (4)
$\gamma_{2,1}$ (Np)	26,34463 (24)	2,43 (6)
$\gamma_{1,0}$ (Np)	33,19629 (22)	0,130 (5)
$\gamma_{9,7}$ (Np)	38,54 (3)	0,0033 (20)
$\gamma_{3,1}$ (Np)	42,704 (5)	0,0085
$\gamma_{4,2}$ (Np)	43,420 (3)	0,024 (2)
$\gamma_{7,6}$ (Np)	51,01 (3)	0,340 (14)
$\gamma_{2,0}$ (Np)	59,54091 (10)	34,1 (9)
$\gamma_{7,5}$ (Np)	64,83 (2)	1,286 (17)
$\gamma_{4,1}$ (Np)	69,76 (3)	0,00095 (19)
$\gamma_{3,0}$ (Np)	75,899 (5)	0,00091
$\gamma_{4,0}$ (Np)	102,959 (3)	0,0064 (9)
$\gamma_{5,4}$ (Np)	164,61 (2)	1,86 (3)
$\gamma_{5,2}$ (Np)	208,00 (1)	21,3 (3)
$\gamma_{6,2}$ (Np)	221,80 (4)	0,0204 (8)
$\gamma_{5,1}$ (Np)	234,40 (4)	0,0205 (8)
$\gamma_{5,0}$ (Np)	267,556 (12)	0,721 (10)
$\gamma_{8,3}$ (Np)	292,77 (6)	0,0025 (7)
$\gamma_{8,2}$ (Np)	309,1 (3)	0,00027
$\gamma_{7,0}$ (Np)	332,376 (16)	1,199 (16)
$\gamma_{8,1}$ (Np)	335,38 (4)	0,0958 (22)
$\gamma_{9,1}$ (Np)	337,7 (2)	0,0089 (5)
$\gamma_{(-1,2)}$ (Np)	340,45	0,0016 (3)
$\gamma_{8,0}$ (Np)	368,602 (20)	0,0416 (17)
$\gamma_{9,0}$ (Np)	370,928 (23)	0,109 (2)

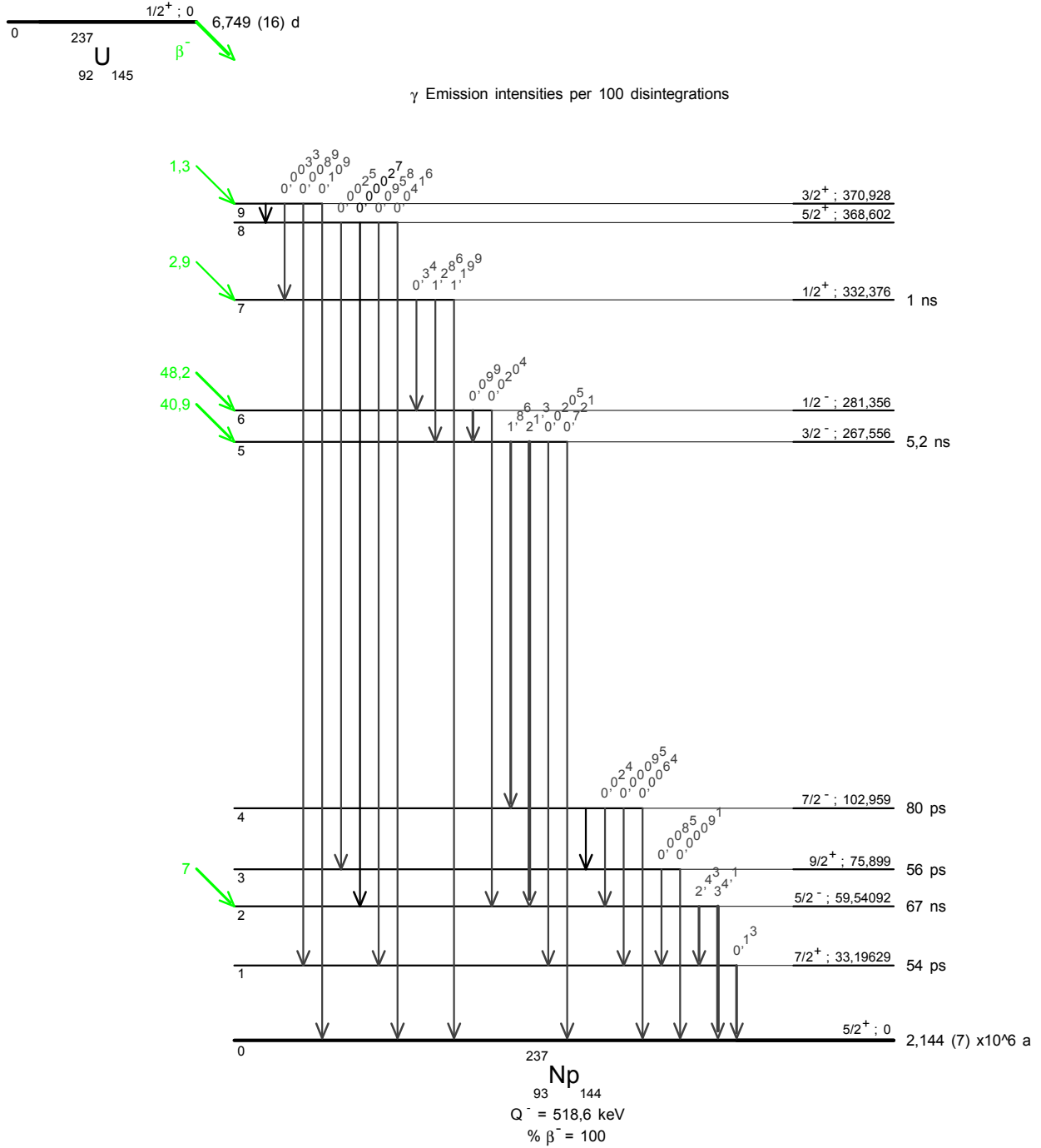
6 Main Production Modes

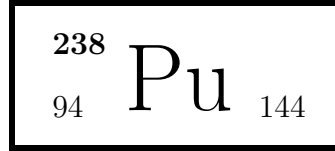
$$\left\{ \begin{array}{l} \text{U} - 236(n,\gamma)\text{U} - 237 \\ \text{Possible impurities : U} - 236, \text{U} - 238 \end{array} \right.$$

7 References

- L. MELANDER, H. SLATIS. Arkiv Mat. Astron. Fysik 36A (1948) No 15
(Half-life , energies and probabilities of beta-transitions.)
- F. WAGNER JR., M. S. FREEDMAN, D. W. ENGELKEMEIR, J. R. HUIZENGA. Phys. Rev. 89 (1953) 502
(Half-life , energies and probabilities of beta-transitions.)
- J. O. RASMUSSEN, F. L. CANAVAN, J. M. HOLLANDER. Phys. Rev. 107 (1957) 141
(Energies and probabilities of beta-transitions.)
- M. J. CABELL, T. A. EASTWOOD, P. J. CAMPION. J. Nucl. Energy 7 (1958) 81
(Half-life.)
- P. S. SAMOILOV. Izvest. Akad. Nauk SSSR, Ser. Fiz. 23 (1959) 1416
(Gamma-ray transition multipolarities.)
- F. ASARO., F. S. STEPHENS, J. M. HOLLANDER, I. PERLMAN.. Phys. Rev. 117 (1960) 492
(ICC for the anomalously converted gamma-ray transitions.)
- E. AKATSU, T. KUROYANAGI, T. ISHIMORI. Radiochim. Acta 2 (1963) 1
(Gamma-ray energies.)
- J. L. WOLFSON, J. J. H. PARK. Can. J. Phys. 42 (1964) 1387
(E2/M1 admixtures.)
- T. YAMAZAKI, J. M. HOLLANDER.. Nucl. Phys. 84 (1966) 505
(Gamma-ray and X-ray energies and multipolarities, E2 admixtures, relative probability of conversion electrons.)
- C. M. LEDERER, J. K. POGGENBURG, F. ASARO, J. O. RASMUSSEN, I. PERLMAN. Nucl. Phys. 84 (1966) 481
(Conversion electron data.)
- H.-C. PAULI, K. ALDER. Z. Physik 202 (1967) 255
(Anomalously converted E1 gamma-ray transitions.)
- L. N. KONDRATEV, E. E. TRETYAKOV. Bull. Acad. Sci. USSR, Phys. Ser. 30 (1967) 393
(E2/M1 admixtures.)
- R. DAMS, F. ADAMS. Radiochim. Acta 10 (1968) 1
(Gamma-ray energies.)
- J. E. CLINE. IN-1448 Rev. (1971)
(Gamma-ray energies and emission probabilities.)
- V. N. GRIGOREV, A. P. FERESIN. Sov. J. Nucl. Phys. 12 (1971) 361
(Anomalously converted E1 gamma-ray transitions.)
- R. GUNNINK, J. E. EVANS, A. L. PRINDLE. UCRL-52139 (1976)
(Gamma-ray energies and emission probabilities.)
- A. V. BUSHUEV, O. V. MATVEEV, V. N. OZERKOV, V. V. CHACHIN. INDC(CCP)-193/G (1982) 30
(Gamma-ray emission probabilities.)
- M. F. BANHAM. Priv. Comm. quoted by 1986LoZT (1984)
(Gamma-ray emission probabilities.)
- R. G. HELMER, C. W. REICH. Int. J. Appl. Radiat. Isotop. 36 (1985) 117
(Gamma-ray emission probabilities.)
- H. WILLMES, T. ANDO, R. J. GEHRKE. Int. J. Appl. Radiat. Isotop. 36 (1985) 123
(X-ray and gamma-ray emission probabilities.)
- A. LORENTZ. Techn. Rep. Ser. 261 (1986)
(Gamma-ray probabilities.)
- P. N. JOHNSTON. Nucl. Instrum. Meth. Phys. Res. A369 (1996) 107
(ICC for the anomalously converted gamma-ray transitions.)
- E. SCHÖNFELD, H. JANSSEN. Nucl. Instrum. Meth. Phys. Res. A369 (1996) 527
(Atomic data.)
- R. YANEZ, W. LOVELAND, D. J. MORRISSEY, K. ALEKLETT, J. O. LILJENZIN, E. HAGEBO, D. JERRESTAM, L. WESTERBERG., Phys. Lett. B376 (1996) 29
(Gamma-ray energies.)

- A. KOVALIK, E. A. YAKUSHEV, V. M. GOROZHANKIN, A. F. NOVGORODOV, M. RYSAVY. J. Phys. (London) G24 (1998) 2247
(Gamma transition multipolarities.)
- R. G. HELMER, C. VAN DER LEUN. Nucl. Instrum. Meth. Phys. Res. A450 (2000) 35
(Gamma-ray energies.)
- G. AUDI,, A. H. WAPSTRA, AND C. THIBAUT. Nucl. Phys. A729 (2003) 337
(Q value.)
- M.S. BASUNIA. Nucl. Data Sheets 107 (2006) 3323
(Decay data evaluation, gamma-ray energies and multipolarities, decay scheme.)
- T. KIBÉDI, T. W. BURROWS, M. B. TRZHASKOVSKAYA, P. M. DAVIDSON, AND C. W. NESTOR JR.. Nucl. Instrum. Meth. Phys. Res. A589 (2008) 202
(Theoretical ICC.)





1 Decay Scheme

Pu-238 decays 100% by alpha transitions to U-234. Most of the alpha decay populates the U-234 ground state (71.04 %) and the U-234 first excited level with energy of 43.50 keV (28.85 %). Branching of Pu-238 decay by spontaneous fission is $1.85 (5)E-7$ %.

Le plutonium 238 se désintègre par émission alpha vers les niveaux fondamental (71,04 %) et excité de 43,5 keV (28,85 %). Le nombre de désintégrations par fission spontanée est de $1,85 (5)E-7$ %

2 Nuclear Data

$T_{1/2}(^{238}\text{Pu})$: 87,74	(3)	a
$T_{1/2}(^{234}\text{U})$: 2,455	(6)	10^5 a
$Q^\alpha(^{238}\text{Pu})$: 5593,20	(19)	keV

2.1 α Transitions

	Energy keV	Probability $\times 100$	F
$\alpha_{0,14}$	4507,94 (20)	$\sim 0,0000012$	3,5
$\alpha_{0,13}$	4548,66 (20)	0,00000117 (7)	7,5
$\alpha_{0,12}$	4569,43 (20)	$\sim 0,0000002$	64
$\alpha_{0,11}$	4603,77 (20)	0,000000150 (16)	155
$\alpha_{0,10}$	4645,56 (20)	0,00000023	21
$\alpha_{0,9}$	4666,48 (20)	0,00000130 (5)	53
$\alpha_{0,8}$	4741,46 (20)	0,0000081	30,5
$\alpha_{0,7}$	4743,93 (20)	0,000000075 (22)	3400
$\alpha_{0,6}$	4783,29 (20)	0,0001	5
$\alpha_{0,5}$	4806,91 (20)	0,00000821 (16)	89
$\alpha_{0,4}$	5096,16 (20)	0,00000680 (23)	10000
$\alpha_{0,3}$	5297,13 (19)	0,00292 (4)	440
$\alpha_{0,2}$	5449,85 (19)	0,104 (3)	102
$\alpha_{0,1}$	5549,70 (19)	28,85 (6)	1,39
$\alpha_{0,0}$	5593,20 (19)	71,04 (6)	1

2.2 Gamma Transitions and Internal Conversion Coefficients

	Energy keV	$P_{\gamma+ce}$ $\times 100$	Multipolarity	α_K	α_L	α_M	α_T
$\gamma_{8,6}(U)$	41,82 (11)	0,0000026 (14)	[E2]		630 (13)	174 (4)	863 (18)
$\gamma_{1,0}(U)$	43,498 (1)	28,3 (8)	E2		520 (11)	143,5 (29)	713 (15)
$\gamma_{11,9}(U)$	62,70 (1)	0,000000016 (4)	E1		0,320 (7)	0,0791 (16)	0,426 (9)
$\gamma_{2,1}(U)$	99,852 (3)	0,1060 (23)	E2		9,77 (20)	2,71 (6)	13,42 (27)
$\gamma_{11,7}(U)$	140,15 (2)	0,000000021 (7)	M1 + 63% E2	2,6 (8)	1,79 (5)	0,48 (14)	5,1 (15)
$\gamma_{3,2}(U)$	152,719 (2)	0,00292 (4)	E2	0,217 (4)	1,404 (28)	0,388 (8)	2,14 (4)
$\gamma_{13,8}(U)$	192,91 (7)	0,000000012 (4)	[E2]	0,1635 (33)	0,505 (10)	0,1391 (28)	0,856 (17)
$\gamma_{4,3}(U)$	200,97 (3)	0,00000680 (23)	E2	0,1534 (31)	0,424 (9)	0,1166 (23)	0,734 (15)
$\gamma_{11,5}(U)$	203,12 (3)	0,000000021 (5)	M1 + 66% E2	0,90 (17)	0,423 (9)	0,1113 (23)	1,5 (3)
$\gamma_{14,8}(U)$	233,6 (2)	0,00000041	(E0 + E2)				
$\gamma_{13,6}(U)$	234,6 (2)	0,0000001	E0				
$\gamma_{14,7}(U)$	235,9 (3)	0,000000010 (5)	[E1]	0,0532 (11)	0,01067 (21)	0,00258 (5)	0,0673 (14)
$\gamma_{13,5}(U)$	258,227 (3)	0,000000074 (12)	(E1)	0,0434 (9)	0,00859 (17)	0,00207 (4)	0,0548 (11)
$\gamma_{14,5}(U)$	299,1 (2)	0,000000046 (3)	[E1]	0,0314 (6)	0,00608 (12)	0,001466 (29)	0,0395 (8)
$\gamma_{7,2}(U)$	705,9 (1)	0,000000050 (13)	[E1]	0,00568 (12)	0,000987 (20)	0,000235 (5)	0,00698 (14)
$\gamma_{8,2}(U)$	708,3 (2)	0,000000050 (3)	[E2]	0,01537 (31)	0,00489 (10)	0,001246 (25)	0,0219 (5)
$\gamma_{12,3}(U)$	727,8 (2)	0,0000000028 (3)	(E2)	0,01464 (29)	0,00454 (9)	0,001156 (23)	0,0207 (4)
$\gamma_{5,1}(U)$	742,813 (5)	0,00000513 (13)	E1	0,00518 (10)	0,000895 (18)	0,000213 (4)	0,00636 (13)
$\gamma_{6,1}(U)$	766,38 (2)	0,0000223 (5)	E2	0,01336 (27)	0,00396 (8)	0,001003 (20)	0,0187 (4)
$\gamma_{9,2}(U)$	783,4 (1)	0,000000022 (3)	[E2]	0,01285 (26)	0,00374 (8)	0,000946 (19)	0,0179 (4)
$\gamma_{5,0}(U)$	786,27 (3)	0,00000322 (9)	E1	0,00467 (9)	0,000804 (16)	0,000191 (4)	0,00573 (12)
$\gamma_{10,2}(U)$	804,4 (3)	0,00000017	E0 + E2				0,57
$\gamma_{7,1}(U)$	805,80 (5)	0,000000056 (15)	[E1]	0,00447 (9)	0,000768 (16)	0,000183 (4)	0,00549 (11)
$\gamma_{8,1}(U)$	808,2 (1)	0,0000041	E0 + 17% E2	3,31	0,94		4,3
$\gamma_{6,0}(U)$	810,0 (5)	$\geq 0,000077$	E0	≥ 60			
$\gamma_{8,0}(U)$	851,7 (1)	0,00000129 (4)	[E2]	0,01109 (22)	0,00302 (6)	0,000759 (16)	0,01513 (30)
$\gamma_{12,2}(U)$	880,5 (1)	$\geq 0,00000015$	(E0 + E2)				
$\gamma_{9,1}(U)$	883,24 (4)	0,000000073 (4)	E2	0,01040 (21)	0,00276 (6)	0,000692 (14)	0,01409 (28)
$\gamma_{10,1}(U)$	904,37 (15)	0,000000062 (11)	[E2]	0,00998 (20)	0,00260 (5)	0,000652 (13)	0,01346 (27)
$\gamma_{9,0}(U)$	926,72 (1)	0,000000565 (25)	(E2)	0,00956 (20)	0,00245 (5)	0,000613 (12)	0,01284 (26)
$\gamma_{14,2}(U)$	941,94 (10)	0,000000472 (23)	[E2]	0,00929 (20)	0,00236 (5)	0,000589 (12)	0,01244 (25)
$\gamma_{11,1}(U)$	946,00 (3)	0,000000092 (13)	(E1)	0,00337 (7)	0,000571 (12)	0,0001355 (27)	0,00412 (8)
$\gamma_{12,1}(U)$	980,3 (1)	0,000000042	(E2)	0,00866 (18)	0,00214 (4)	0,000534 (11)	0,01152 (23)
$\gamma_{13,1}(U)$	1001,03 (3)	0,00000099 (4)	E2	0,00835 (17)	0,00204 (4)	0,000507 (11)	0,01107 (22)
$\gamma_{14,1}(U)$	1041,7 (2)	$\geq 0,0000002$	(E0 + E2)				
$\gamma_{14,0}(U)$	1085,4 (2)	0,000000078 (9)	(E2)	0,00725 (15)	0,00169 (3)	0,000418 (8)	0,00950 (19)

3 Atomic Data

3.1

ω_K	:	0,970	(4)
$\bar{\omega}_L$:	0,500	(19)
n_{KL}	:	0,794	(5)

3.1.1 X Radiations

	Energy keV	Relative probability		
X_K	$K\alpha_2$	94,666	62,47	
	$K\alpha_1$	98,440	100	
	$K\beta_3$	110,421	}	
	$K\beta_1$	111,298	}	
	$K\beta_5''$	111,964	}	36,08
	$K\beta_2$	114,407	}	
	$K\beta_4$	115,012	}	12,34
	$KO_{2,3}$	115,377	}	
	X_L	$L\ell$	11,619	
		$L\alpha$	13,438 – 13,615	
$L\eta$		15,399		
$L\beta$		15,727 – 18,206		
$L\gamma$		19,507 – 20,714		

3.1.2 Auger Electrons

	Energy keV	Relative probability
Auger K		
KLL	71,78 – 80,95	100
KLX	88,15 – 98,43	59,6
KXY	104,51 – 115,59	8,88
Auger L	5,9 – 21,6	

4 α Emissions

	Energy keV	Probability $\times 100$
$\alpha_{0,14}$	4432,1 (2)	$\sim 0,0000012$
$\alpha_{0,13}$	4472,1 (2)	0,00000117 (7)
$\alpha_{0,12}$	4492,5 (2)	$\sim 0,0000002$

	Energy keV	Probability × 100
$\alpha_{0,11}$	4526,3 (2)	0,000000150 (16)
$\alpha_{0,10}$	4567,4 (2)	0,00000023
$\alpha_{0,9}$	4587,9 (2)	0,00000130 (5)
$\alpha_{0,8}$	4661,7 (2)	0,0000081
$\alpha_{0,7}$	4664,1 (2)	0,000000075 (22)
$\alpha_{0,6}$	4702,8 (2)	0,0001
$\alpha_{0,5}$	4726,0 (2)	0,00000821 (16)
$\alpha_{0,4}$	5010,4 (2)	0,00000680 (23)
$\alpha_{0,3}$	5208,0 (2)	0,00292 (4)
$\alpha_{0,2}$	5358,1 (2)	0,104 (3)
$\alpha_{0,1}$	5456,3 (2)	28,85 (6)
$\alpha_{0,0}$	5499,03 (20)	71,04 (6)

5 Electron Emissions

		Energy keV	Electrons per 100 disint.
e_{AL}	(U)	5,9 - 21,6	10,6 (4)
e_{AK}	(U)		0,0000110 (15)
	KLL	71,78 - 80,95	}
	KLX	88,15 - 98,43	}
	KXY	104,51 - 115,59	}
$ec_{1,0 L}$	(U)	21,74 - 26,33	20,6 (6)
$ec_{1,0 M}$	(U)	37,95 - 39,95	5,7 (12)
$ec_{1,0 N}$	(U)	42,057 - 43,119	1,544 (39)
$ec_{2,1 L}$	(U)	78,095 - 82,685	0,0718 (17)

6 Photon Emissions

6.1 X-Ray Emissions

		Energy keV	Photons per 100 disint.
XL	(U)	11,619 — 20,714	10,63 (8)

		Energy keV	Photons per 100 disint.	
XK α_2	(U)	94,666	0,000106 (3)	} K α
XK α_1	(U)	98,440	0,000169 (5)	
XK β_3	(U)	110,421	}	
XK β_1	(U)	111,298	}	} K' β_1
XK β_5''	(U)	111,964	}	
XK β_2	(U)	114,407	}	
XK β_4	(U)	115,012	}	} K' β_2
XKO $_{2,3}$	(U)	115,377	}	

6.2 Gamma Emissions

	Energy keV	Photons per 100 disint.
$\gamma_{8,6}$ (U)	41,82 (11)	0,0000000030 (16)
$\gamma_{1,0}$ (U)	43,498 (1)	0,0397 (8)
$\gamma_{11,9}$ (U)	62,70 (1)	0,000000011 (3)
$\gamma_{2,1}$ (U)	99,852 (3)	0,00735 (8)
$\gamma_{11,7}$ (U)	140,15 (2)	0,0000000035 (7)
$\gamma_{3,2}$ (U)	152,719 (2)	0,000930 (7)
$\gamma_{13,8}$ (U)	192,91 (7)	0,0000000066 (20)
$\gamma_{4,3}$ (U)	200,97 (3)	0,00000392 (13)
$\gamma_{11,5}$ (U)	203,12 (3)	0,0000000085 (15)
$\gamma_{14,7}$ (U)	235,9 (3)	0,000000009 (5)
$\gamma_{13,5}$ (U)	258,227 (3)	0,000000070 (11)
$\gamma_{14,5}$ (U)	299,1 (2)	0,000000044 (3)
$\gamma_{7,2}$ (U)	705,9 (1)	0,000000050 (13)
$\gamma_{8,2}$ (U)	708,3 (2)	0,00000049 (3)
$\gamma_{12,3}$ (U)	727,8 (2)	0,000000027 (3)
$\gamma_{5,1}$ (U)	742,813 (5)	0,00000510 (13)
$\gamma_{6,1}$ (U)	766,38 (2)	0,0000219 (5)
$\gamma_{9,2}$ (U)	783,4 (1)	0,000000022 (3)
$\gamma_{5,0}$ (U)	786,27 (3)	0,00000320 (9)
$\gamma_{10,2}$ (U)	804,4 (3)	0,00000011 (5)
$\gamma_{7,1}$ (U)	805,80 (5)	0,000000056 (15)
$\gamma_{8,1}$ (U)	808,2 (1)	0,000000767 (25)
$\gamma_{8,0}$ (U)	851,7 (1)	0,00000127 (4)
$\gamma_{12,2}$ (U)	880,5 (1)	0,00000015 (4)
$\gamma_{9,1}$ (U)	883,24 (4)	0,00000072 (4)
$\gamma_{10,1}$ (U)	904,37 (15)	0,000000061 (11)
$\gamma_{9,0}$ (U)	926,72 (1)	0,000000558 (25)
$\gamma_{14,2}$ (U)	941,94 (10)	0,000000466 (23)
$\gamma_{11,1}$ (U)	946,00 (3)	0,000000092 (13)

	Energy keV	Photons per 100 disint.
$\gamma_{12,1}(U)$	980,3 (1)	0,000000042
$\gamma_{13,1}(U)$	1001,03 (3)	0,000000098 (4)
$\gamma_{14,1}(U)$	1041,7 (2)	0,000000197 (16)
$\gamma_{14,0}(U)$	1085,4 (2)	0,000000077 (9)

7 Main Production Modes

Np – 237(n, γ)Np – 238

Np – 238(β^-)Pu – 238

Cm – 242(α)Pu – 238

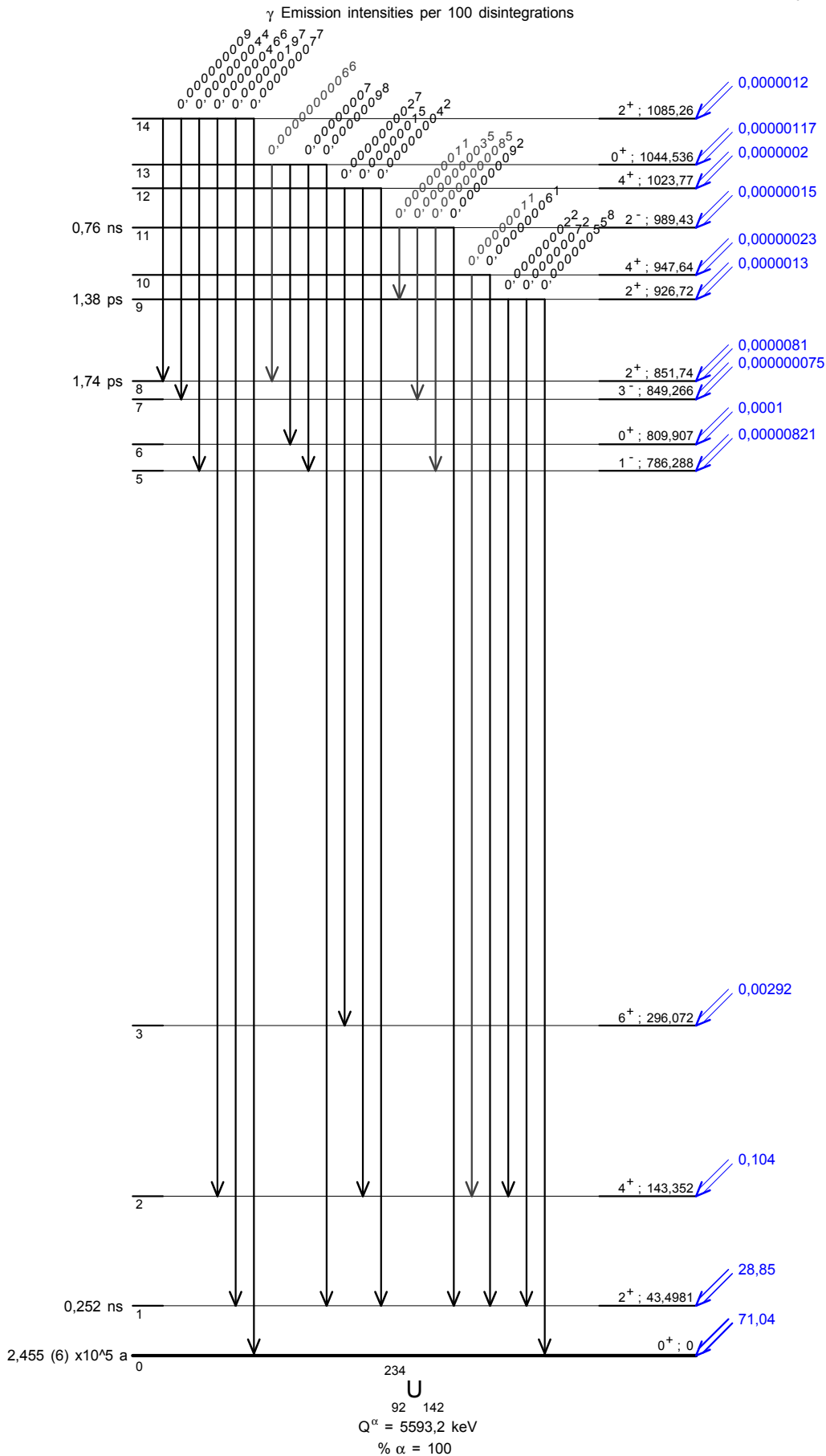
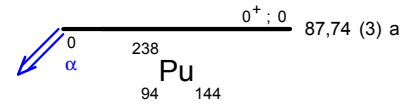
8 References

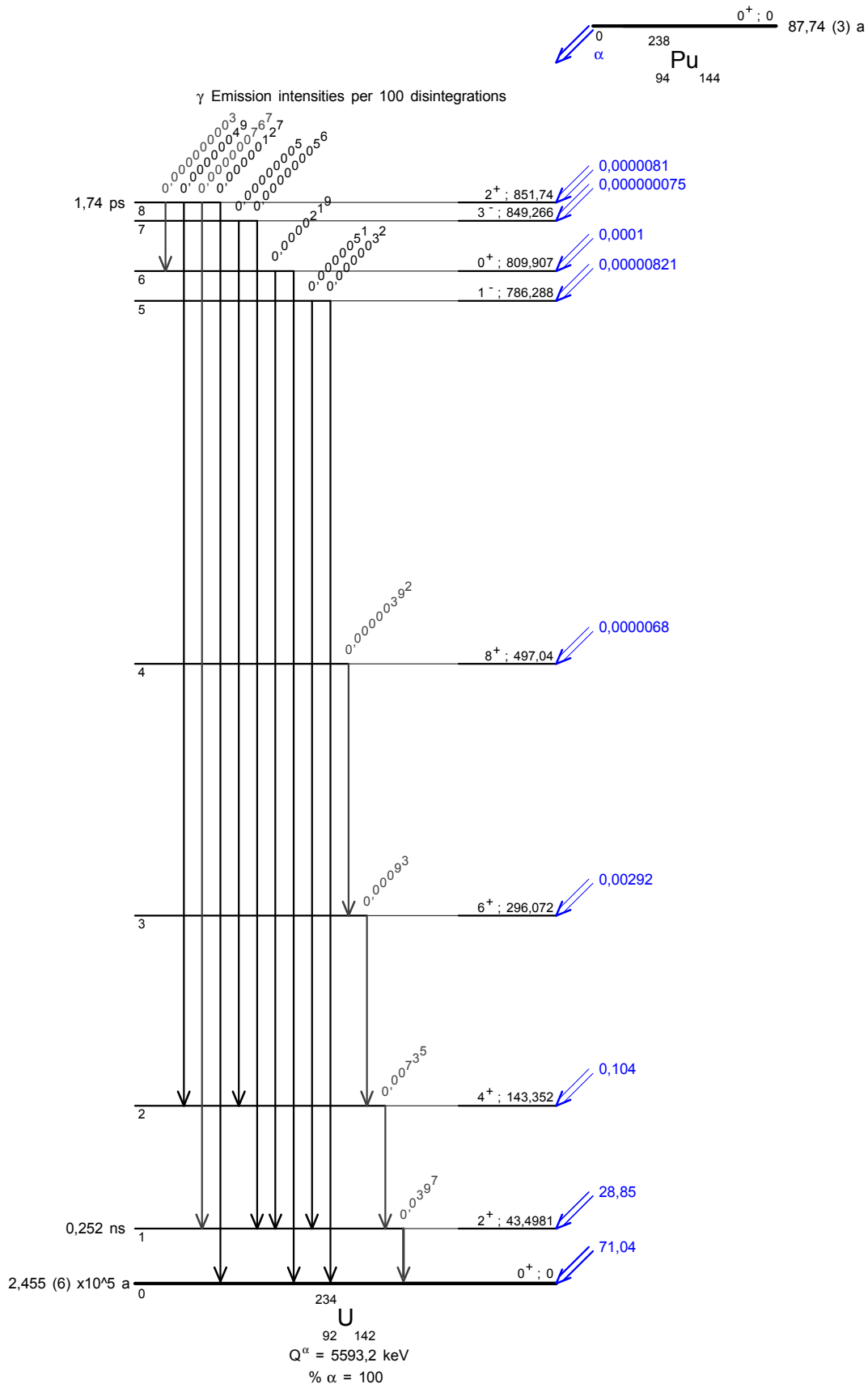
- A. H. JAFFEY, A. HIRSCH. Report ANL-4286 (1949)
(Spontaneous fission half-life)
- A. H. JAFFEY, J. LERNER. Report ANL-4411 (1950)
(Half-life)
- A. H. JAFFEY, L. B. MAGNUSSON. Paper No. 14.2. National Nuclear Energy Plutonium Project Record Div. IV. 14B (1951)
(Half-life)
- A. H. JAFFEY. Ibid. Paper No. 2.2. (1951)
(Half-life)
- G. T. SEABORG, R. A. JAMES AND A. GIORSO. The Transuranium Elements Paper No. 14.2. National Nuclear Energy Series, Plutonium Project Record, Div. IV. 14B.Part II (1951) p.978
(Half-life)
- E. SEGRE. Phys. Rev. 86 (1952) 21
(Spontaneous fission half-life)
- K. W. JONES, R.A. DOUGLAS, M.T. McELLISTREM AND H.T. RICHARDS. Phys. Rev. 94 (1954) 947
(Half-life)
- F. ASARO, I. PERLMAN. Phys. Rev. 94 (1954) 381
(Alpha-particle energies and emission probabilities)
- E. L. CHURCH, A. W. SUNYAR. Phys. Rev. 98 (1955) 1186A
(Gamma-ray energies)
- J. O. NEWTON, B. ROSE AND J. MILSTED. Phil. Mag. 1 (1956) 981
(Gamma-ray energies)
- D. C. HOFFMAN, G. P. FORD AND F. O. LAWRENCE. J. Inorg. Nucl. Chem. 5 (1957) 6
(Half-life)
- L. N. KONDRATEV, G. I. NOVIKOVA, V. B. DEDOV AND L. L. GOLDIN. Izv. Akad. Nauk SSSR, Ser Fiz 21 (1957) 907.
(Alpha-particle energies and emission probabilities)
- V. A. DRUIN, V. P. PERELYGIN AND G. I. KHLEBNIKOV. Soviet Phys. JETP 13 (1961) 913
(Spontaneous fission half-life)
- C. F. LEANG. Compt. Rend. 255 (1962) 3155
(Alpha-particle energies and emission probabilities)

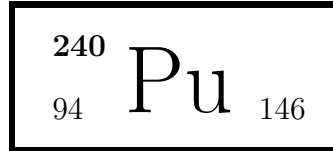
- S. BJORNHOLM, C. M. LEDERER, F. ASARO AND I. PERLMAN. Phys. Rev. 130 (1963) 2000
(Alpha transition probabilities)
- C. M. LEDERER. Priv Comm, quoted by 1967Le24 (1964)
(E0+E2 transition probabilities)
- J. W. HALLEY, D. ENGELKEMEIR. Phys. Rev. 134 (1964) A24
(LX-ray emission probabilities)
- F. LES. Acta. Phys. Polon. 26 (1964) 951
(E0+E2 transition probabilities)
- J. F. EICHELBERGER, G. R. GROVE AND L. V. JONES. MLM-1238 (1965) (1965)
(Half-life)
- K. C. JORDAN. Report No. MLM-1443, July - September 1967 (1967)
(Half-life)
- J. BYRNE, W. GELLETLY, M. A. S. ROSS AND F. SHAIKH. Phys. Rev. 170 (1968) 80
(LX-ray emission probabilities)
- L. SALGUEIRO ET AL.,. C.R. Acad. Sci. 267B (1968) 1293
(LX-ray emission probabilities)
- K. L. SWINTH. Nucleonics in Aerospace, Ed. P. Polishuk, N.Y. Plenum Press Ed. P. Polishuk, N.Y. Plenum Press Ed. P. Polishuk, N.Y. Plenum Press (1968) p.279
(LX-ray emission probabilities)
- S. A. BARANOV, V. M. KULAKOV AND V. M. SHATINSKII. Nucl. Phys. 7 (1968) 442
(Alpha-particle energies and emission probabilities)
- S. R. AMTEY, J. H. HAMILTON, A. V. RAMAYYA. Nucl. Phys. A126 (1969) 201
(Conversion electron relative intensities)
- D. BENSON. Priv. Comm. (1969). (1969)
(Half-life)
- C. M. LEDERER, F. ASARO AND I. PERLMAN. UCRL-18667 p.3 (1969)
(Gamma-ray energies and emission probabilities)
- S. A. BARANOV, V. M. KULAKOV, V. M. SHATINSKII AND Z. S. GLADKIKH. Yad. Fiz. 12 (1970) 1105
(Alpha-particle energies and emission probabilities)
- J. E. CLINE. IN-1448 Rev. (1971)
(Gamma-ray energies and emission probabilities)
- K. L. SWINTH. IEEE Transactions Nuclear Science, part 1 18 (1971) 125
(LX-ray emission probabilities)
- J. C. SOARES, J. P. RIBEIRO, A. GONCALVES, F. B. GIL AND J. C. FERREIRA. Compt. Rend. 273B (1971) 985
(Alpha-particle energies and emission probabilities)
- A. I. MAKARENKO, L. A. OSTRETISOV AND N. V. FORAFONTOV. Izv. Akad. Nauk SSSR, Ser. Fiz. 35 (1971) 2335
(Gamma-ray energies and emission probabilities)
- B. GRENBERG, A. RYTZ. Metrologia. 7 (1971) 65
(Alpha-particle energies)
- R. GUNNINK, R. J. MORROW. UCRL-51087 (1971)
(Gamma-ray energies and emission probabilities)
- J. D. HASTINGS, W. W. STROHM. J. Inorg. Nucl. Chem. 34 (1972) 25
(Spontaneous fission half-life)
- M. SCHMORAK, C. E. BEMIS JR., M J. ZENDER, N. B. GOVE AND P. F. DITTNER. Nucl. Phys. A178 (1972) 410
(Gamma-ray energies)
- W. W. STROHM, K. C. JORDAN. Nucl. Soc. 18 (1974) 185
(Half-life)
- R. R. GAY, R. SHER. Bull. Am. Phys. Soc. 20(2) (1975) 160, GB13
(Spontaneous fission half-life)
- H. UMEZAWA, T. SUZUKI AND S. ICHIKAWA. J. Nucl. Sci. Technol. 13 (1976) 327
(Gamma-ray and emission probabilities)
- R. GUNNINK, J. E. EVANS AND A. L. PRINDLE. UCRL-52139 (1976)
(Gamma-ray energies and emission probabilities)
- D. G. VASILIK, R. W. MARTIN. Nucl. Instrum. Methods 135 (1976) 405
(LX-ray emission probabilities)
- V. G. POLYUKHOV, G. A. TIMOFEEV, P. A. PRIVALOVA, V. Y. GABESKIRIYA AND A. P. CHETVERIKOV. At. Energ. 40 (1976) 61
(Half-life)
- C. E. BEMIS JR., L. TUBBS. Report ORNL-5297 (1977) (1977) 93
(LX-ray emission probabilities)

- H. DIAMOND, W. C. BENTLEY, A. H. JAFFEY AND K. F. FLYNN. Phys. Rev. C15 (1977) 1034
(Half-life)
- F. P. LARKINS. Atomic Data and Nuclear Data Tables. 20 (1977) 313
(Auger electron energies)
- F. ROSEL, H. M. FRIESS, K. ALDER AND H. C. PAULI. At. Data Nucl. Data Tables. 21 (1978) 92
(Theoretical ICC)
- R. VANINBROUKX, G GROSSE AND W. ZEHNER. Report CBNM/RN/45/79 (1979). (1979)
(Gamma-ray emission probabilities)
- A. CESANA, G. SANDRELLI, V. SANGIUST AND M. TERRANI. Energia Nucl. (Milan) 26 (1979) 526
(Gamma-ray energies and emission probabilities)
- V. D. SEVASTYANOV, V. P. JARINA. Voprosi Atomnoi Nauki i Tekhniki, seriya Jadernie Konstanti. 5(44) (1981)
21
(Half-life)
- S. K. AGGARWAL, A. V. JADHAV, S. A. CHITAMBAR, K. RAGHURAMAN, S. N. ACHARYA, A. R. PARAB, C.
K. SIVARAMAKRISHNAN AND H. C. JAIN. Radiochem. Radioanal. Lett. Radiochem. Radioanal. Lett. Radiochem.
Radioanal. Lett. 46 (1981) 69
(Half-life)
- G. BARREAU, H. G. BORNER, T. VON EGIDY, R. W. HOFF. Z. Phys. A308 (1982) 209
(KX-ray energies)
- I. AHMAD, J. HINES, J. E. GINDLER. Phys. Rev. C27 (1983) 2239
(KX-ray energies)
- P. DRYAK, YU. S. EGOROV, V. G. NEDOVESOV, I. PLKH, G. E. SHUKIN. Program and Theses, Proc. 34th Ann.
Conf. Nucl. Spectrosc. At. Nuclei, Alma-Ata, (1984) (1984) p 540
(LX-ray emission probabilities)
- V. V. OVECHKIN, V. M. CHESALIN AND I. A. SHKABURA. Izv. Akad. Nauk SSSR, Ser. Fiz. 48 (1984) 1029
(Gamma-ray energies and emission probabilities)
- R. G. HELMER, C. W. REICH. Int. J. Appl. Radiat. Isotop. 35 (1984) 1067
(Gamma-ray energies and emission probabilities)
- G. BORTELS, B. DENECKE, R. VALNINBROUKX. Nucl. Instrum. Meth. 223 (1984) 329
(Alpha-particle, gamma-ray and LX-ray energies and emission probabilities)
- L. M. BAK, P. DRYAK, V. G. NEDOVESOV, S. A. SIDORENKO, G. E. SHUKIN, K. P. YAKOVLEV. Program and
Theses, Proc. 34th Ann. Conf. Nucl. Spectrosc. At. Nuclei, Alma-Ata (1984) p541
(LX-ray emission probabilities)
- I. AHMAD. Nucl. Instrum. Meth. 223 (1984) 319
(Alpha-particle energies and emission probabilities)
- P. A. BURNS, P. N. JOHNSTON AND J.R. MORONEY. Priv. Comm. (1984). (1984)
(Alpha-particle energies and emission probabilities)
- G. BORTELS, P. COLLAERS. Appl. Radiat. Isot. 38 (1987) 831
(Alpha-particle energies and emission probabilities)
- YU. A. SELITSKY, V. B. FUNSHTEIN, V. A. YAKOVLEV. Program and Theses, Proc.38th Ann. Conf. Nucl. Spec-
trosc. Struct. At. Nuclei, Baku (1988) p. 131
(Spontaneous fission half-life)
- YU. S. POPOV, I. B. MAKAROV, D. KH. SRUROV, E. A. ERIN. Sov. Radiochem. 32 (1990) 425
(MX-ray emission probability)
- P. N. JOHNSTON, J. R. MORONEY AND P. A. BURNS. Appl. Radiat. Isot. 42 (1991) 245
(Alpha-particle energies)
- A. RYTZ. At. Data Nucl. Data Tables. 47 (1991) 205
(Alpha-particle energies)
- M. C. LEPY, B. DUCHEMIN, J. MOREL. Nucl.Instrum.Methods Phys.Res. A353 (1994) 10
(LX ray energies and emission probabilities)
- D. T. BARAN. Appl. Radiat. Isot. 45 (1994) 1177
(Gamma-ray emission probabilities)
- P. N. JOHNSTON, P. A. BURNS. Nucl. Instrum. Meth. Phys. Res. A361 (1995) 229
(LX-ray energies and emission probabilities)
- E. SCHÖNFELD, H. JANSSEN. Nucl. Instrum. Meth. Phys. Res. A369 (1996) 527
(Atomic data)
- J. YANG, J. NI. Nucl. Instrum. Meth. Phys. Res. A413 (1998) 239
(Alpha-particle energies and emission probabilities)
- E. SCHÖNFELD, G. RODLOFF. PTB-6.11-1999-1999-1 (1999)
(KX-ray energies and relative emission probabilities)

- R. G. HELMER, C. VAN DER LEUN. Nucl. Instrum. Meth. Phys. Res. A450 (2000) 35
(Gamma-ray energies)
- N. E. HOLDEN, D. C. HOFFMAN. Pure Appl. Chem. 72 (2000) 1525
(Spontaneous fission half-life)
- Y. NIR-EL. Radiochim. Acta 88 (2000) 83
(Gamma-ray energies)
- E. SCHÖNFELD, H. JANSSEN. Appl. Rad. Isot. 52 (2000) 595
(LX-ray and Auger electron emission probabilities)
- G. AUDI, A. H. WAPSTRA, C. THIBAUT. Nucl.Phys. A729 (2003) 337
(Q value)
- E. BROWNE, J. K. TULI. Nuclear Data Sheets 108 (2007) 681
(Level energies and data from ^{234}Pa and ^{234}Np decays)
- T. KIBÉDI, T. W. BURROWS, M. B. TRZHASKOVSKAYA, P. M. DAVIDSON, C. W. NESTOR JR.. Nucl.Instrum.Methods Phys.Res. A589 (2008) 202
(Theoretical ICC)







1 Decay Scheme

Pu-240 decays 100% by alpha transitions to U-236 and by spontaneous fission with branching fraction of $5.7 (2) \cdot 10^{-6} \%$. Most of the alpha decay populates the U-236 ground state (72.7 %) and the U-236 first excited level with energy of 45.24 keV (27.2 %).

Le plutonium 240 décroît à 100% par émission alpha vers l'uranium 236, et pour une faible proportion par fission spontanée ($5,7 (2) \cdot 10^{-6} \%$). Les branchements alpha principaux se font vers le niveau fondamental (72,7 %) et le niveau excité de 45,24 keV (27,2 %).

2 Nuclear Data

$T_{1/2}({}^{240}\text{Pu})$:	6561	(7)	a
$T_{1/2}({}^{236}\text{U})$:	23,43	(6)	10^6 a
$Q^\alpha({}^{240}\text{Pu})$:	5255,75	(15)	keV

2.1 α Transitions

	Energy keV	Probability $\times 100$	F
$\alpha_{0,10}$	4289,13 (18)	$< 0,0000001$	
$\alpha_{0,9}$	4295,5 (4)	$< 0,00000013$	
$\alpha_{0,8}$	4297,85 (23)	$< 0,00000017$	
$\alpha_{0,7}$	4336,61 (23)	0,00000065 (8)	27
$\alpha_{0,6}$	4511,57 (17)	0,000000013 (7)	35000
$\alpha_{0,5}$	4568,16 (16)	0,0000193 (4)	65,9
$\alpha_{0,4}$	4733,50 (16)	0,000047 (5)	471
$\alpha_{0,3}$	4945,97 (15)	0,001082 (18)	646
$\alpha_{0,2}$	5106,27 (15)	0,0863 (18)	94,6
$\alpha_{0,1}$	5210,54 (15)	27,16 (19)	1,4
$\alpha_{0,0}$	5255,75 (15)	72,74 (18)	1

2.2 Gamma Transitions and Internal Conversion Coefficients

	Energy keV	$P_{\gamma+ce}$ $\times 100$	Multipolarity	α_K	α_L	α_M	α_T
$\gamma_{1,0}(\text{U})$	45,244 (2)	27,3 (8)	E2		429 (9)	118,6 (24)	589 (12)
$\gamma_{6,5}(\text{U})$	56,6 (5)		(E2)		145 (7)	40,1 (19)	199 (10)
$\gamma_{2,1}(\text{U})$	104,233 (5)	0,0856 (14)	E2		8,00 (16)	2,22 (4)	10,99 (22)
$\gamma_{3,2}(\text{U})$	160,308 (3)	0,001116 (17)	E2	0,208 (4)	1,132 (23)	0,313 (6)	1,76 (4)
$\gamma_{4,3}(\text{U})$	212,46 (5)	0,0000464 (48)	E2	0,140 (3)	0,335 (7)	0,0920 (18)	0,599 (12)
$\gamma_{10,6}(\text{U})$	222,44						
$\gamma_{10,5}(\text{U})$	279,0 (1)		(M1+E2)	0,5 (5)	0,15 (4)	0,038 (8)	0,7 (5)
$\gamma_{5,2}(\text{U})$	538,1 (1)	0,000000168 (14)	E3	0,0623 (12)	0,0587 (12)	0,0160 (3)	0,143 (3)
$\gamma_{6,2}(\text{U})$	594,5 (3)						
$\gamma_{5,1}(\text{U})$	642,34 (5)	0,00001449 (43)	E1+(M2+E3)	0,112 (10)	0,031 (3)		0,15 (2)
$\gamma_{5,0}(\text{U})$	687,56 (10)	0,00000466 (14)	E1	0,219 (14)	0,069 (9)		0,31 (2)
$\gamma_{6,1}(\text{U})$	698,94	< 0,000000025					
$\gamma_{9,2}(\text{U})$	810,8	< 0,000000043					
$\gamma_{7,1}(\text{U})$	874,0 (2)	0,00000059 (6)	(E2)	0,01060 (15)	0,00283 (6)	0,000711 (14)	0,0144 (3)
$\gamma_{8,1}(\text{U})$	912,4 (3)	< 0,00000007	(M1)	0,0400 (8)	0,00753 (11)	0,00181 (4)	0,050 (1)
$\gamma_{9,1}(\text{U})$	915,1 (3)	< 0,000000063	(M1+E0)				
$\gamma_{7,0}(\text{U})$	918,9 (3)	$\approx 0,00000006$	(E0)				
$\gamma_{10,1}(\text{U})$	921,2 (2)	< 0,000000022	E1	0,00353 (7)	0,000599 (12)	0,000142 (3)	0,00432 (9)
$\gamma_{8,0}(\text{U})$	958,0 (2)	< 0,00000001					
$\gamma_{9,0}(\text{U})$	960,3	< 0,00000005					
$\gamma_{10,0}(\text{U})$	966,9 (2)	< 0,00000005	E1	0,00324 (6)	0,000549 (11)	0,000130 (3)	0,00397 (8)

3 Atomic Data

3.1 U

ω_K	:	0,970 (4)
$\bar{\omega}_L$:	0,500 (19)
n_{KL}	:	0,794 (5)

3.1.1 X Radiations

	Energy keV	Relative probability	
X_K	$K\alpha_2$	94,666	
	$K\alpha_1$	98,44	
	$K\beta_3$	110,421	}
	$K\beta_1$	111,298	}
	$K\beta_5''$	111,964	}
	$K\beta_2$	114,407	}
	$K\beta_4$	115,012	}
	$KO_{2,3}$	115,377	}
			36,06
			12,33

	Energy keV	Relative probability
X_L		
L ℓ	11,619	
L α	13,438 – 13,615	
L η	15,399	
L β	15,727 – 18,206	
L γ	19,507 – 20,714	

3.1.2 Auger Electrons

	Energy keV	Relative probability
Auger K		
KLL	71,78 – 80,95	100
KLX	88,15 – 98,43	59,6
KXY	104,51 – 115,59	8,88
Auger L	5,01 – 21,60	

4 α Emissions

	Energy keV	Probability $\times 100$
$\alpha_{0,10}$	4217,6 (2)	< 0,0000001
$\alpha_{0,9}$	4223,8 (4)	< 0,00000013
$\alpha_{0,8}$	4226,1 (3)	< 0,00000017
$\alpha_{0,7}$	4264,3 (3)	0,00000065 (8)
$\alpha_{0,6}$	4436,4 (2)	0,00000013 (7)
$\alpha_{0,5}$	4492,0 (2)	0,0000193 (4)
$\alpha_{0,4}$	4654,5 (2)	0,000047 (5)
$\alpha_{0,3}$	4863,5 (2)	0,001082 (18)
$\alpha_{0,2}$	5021,1 (2)	0,0863 (18)
$\alpha_{0,1}$	5123,6 (2)	27,16 (19)
$\alpha_{0,0}$	5168,13 (15)	72,74 (18)

5 Electron Emissions

		Energy keV	Electrons per 100 disint.
e _{AL}	(U)	5,01 - 21,60	10,3 (8)
e _{AK}	(U)		0,0000027 (4)
	KLL	71,78 - 80,95	}
	KLX	88,15 - 98,43	}
	KXY	104,51 - 115,59	}
ec _{1,0 L}	(U)	23,486 - 28,076	19,8 (6)
ec _{1,0 M}	(U)	39,696 - 41,690	5,48 (15)
ec _{1,0 N}	(U)	43,803 - 44,865	1,483 (40)
ec _{2,1 L}	(U)	82,475 - 87,067	0,0571 (10)

6 Photon Emissions

6.1 X-Ray Emissions

		Energy keV	Photons per 100 disint.
XL	(U)	11,619 — 20,714	10,34 (15)
XK α_2	(U)	94,666	0,0000260 (6) } K α
XK α_1	(U)	98,44	0,0000416 (9) }
XK β_3	(U)	110,421	}
XK β_1	(U)	111,298	} 0,0000150 (4) K' β_1
XK β_5''	(U)	111,964	}
XK β_2	(U)	114,407	}
XK β_4	(U)	115,012	} 0,00000513 (16) K' β_2
XK $O_{2,3}$	(U)	115,377	}

6.2 Gamma Emissions

	Energy keV	Photons per 100 disint.
$\gamma_{1,0}(U)$	45,244 (2)	0,0462 (9)
$\gamma_{2,1}(U)$	104,233 (5)	0,00714 (7)
$\gamma_{3,2}(U)$	160,308 (3)	0,0004045 (22)

	Energy keV	Photons per 100 disint.
$\gamma_{4,3}(\text{U})$	212,46 (5)	0,000029 (3)
$\gamma_{5,2}(\text{U})$	538,1 (1)	0,000000147 (12)
$\gamma_{5,1}(\text{U})$	642,34 (5)	0,0000126 (3)
$\gamma_{5,0}(\text{U})$	687,56 (10)	0,00000356 (9)
$\gamma_{6,1}(\text{U})$	698,94	< 0,000000025
$\gamma_{9,2}(\text{U})$	810,8	< 0,000000043
$\gamma_{7,1}(\text{U})$	874,0 (2)	0,00000058 (6)
$\gamma_{8,1}(\text{U})$	912,4 (3)	< 0,00000007
$\gamma_{9,1}(\text{U})$	915,1 (3)	< 0,000000063
$\gamma_{10,1}(\text{U})$	921,2 (2)	< 0,000000022
$\gamma_{8,0}(\text{U})$	958,0 (2)	< 0,0000001
$\gamma_{9,0}(\text{U})$	960,3	< 0,00000005
$\gamma_{10,0}(\text{U})$	966,9 (2)	< 0,00000005

7 Main Production Modes

$\text{U} - 238(\text{n},\gamma)\text{Np} - 240$
 $\text{U} - 238(\alpha,2\text{n})\text{Pu} - 240$
 $\text{U} - 238(\alpha,\text{pn})\text{Np} - 240$
 $\text{Np} - 240(\beta^-)\text{Pu} - 240$

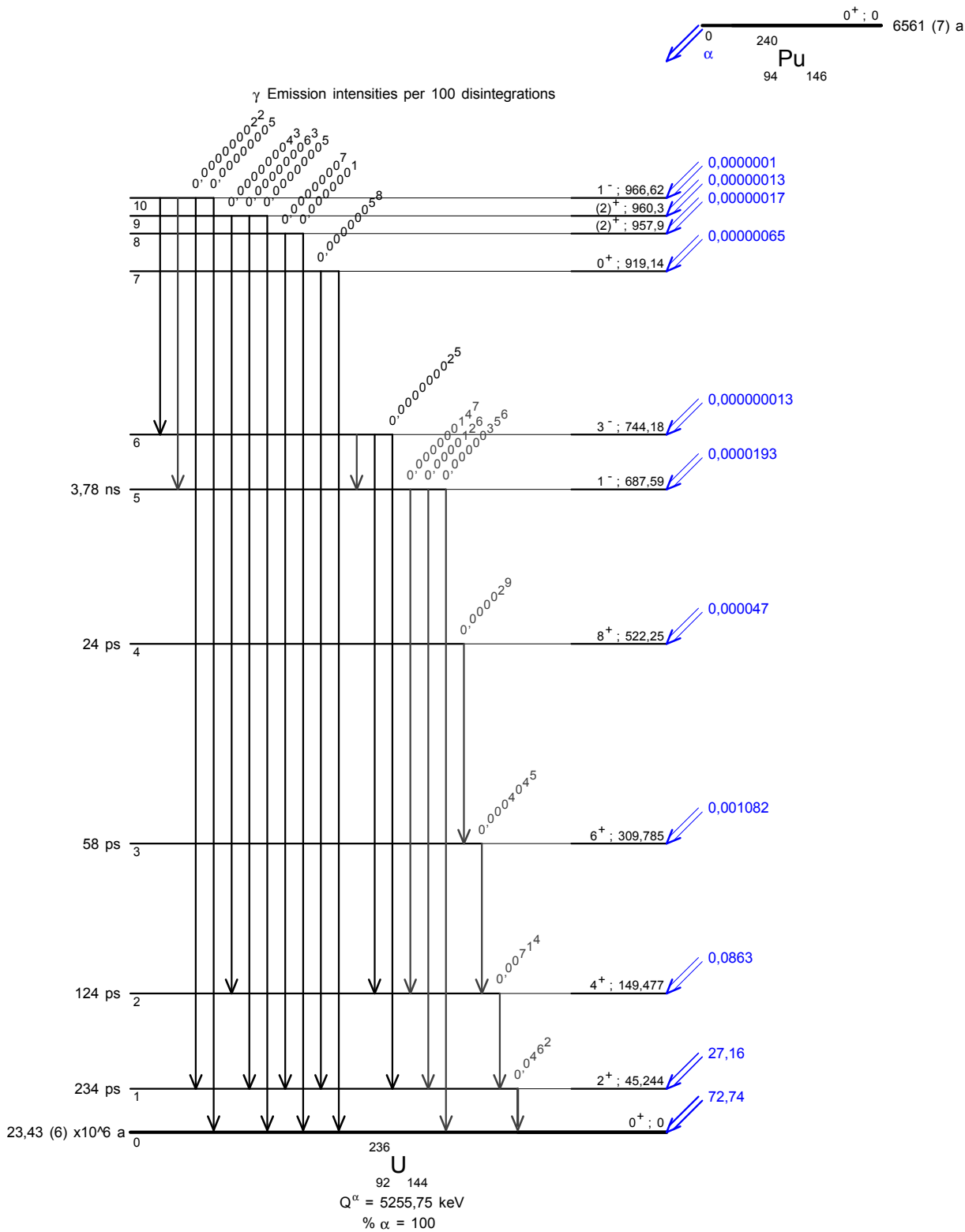
8 References

- M G. INGRAM, D. C. HESS, P. R. FIELDS, G. L. PYLE. Phys. Rev. 83 (1951) 1250
(Half-life.)
- E. F. WESTRUM. Phys. Rev. 83 (1951) 1249
(Half-life.)
- F. ASARO, I. PERLMAN. Phys. Rev. 88 (1952) 828
(Alpha emission energies and probabilities.)
- E. M. KINDERMAN. Hanford Lab. Report HW 27660 (1953)
(SF Half-life.)
- F. R. BARCLAY, W. GALBRAITH, K. M. GLOVER, G. R. HALL, W. J. WHITEHOUSE. Proc. Phys. Soc. (London) 67A (1954) 646
(SF Half-life.)
- O. CHAMBERLAIN, G. W. FARWELL, E. SEGRE. Phys. Rev. 94 (1954) 156
(SF Half-life.)
- G. FARWELL, J. E. ROBERTS, A. C. WAHL. Phys. Rev. 94 (1954) 363
(Half-life.)
- J. P. BUTLER, T. A. EASTWOOD, T. L. COLLINS, M. E. JONES, F. M. ROURKE, R. P. SCHUMAN. Phys. Rev. 103 (1956) 634
(Half-life.)
- L. L. GOLDIN, G. I. NOVIKOVA, E. F. TRETAKOV. Phys. Rev. 103 (1956) 1004
(Alpha emission energies and probabilities.)
- L. M. KONDRATEV, G. I. NOVIKOVA, Y. P. SOBOLEV, L. L. GOLDIN. Zh. Eksp. Teor. Fiz. 31(1956)771; Sov. Phys. JETP 4 (1956) 645
(Alpha emission energies and probabilities.)
- F. ASARO, S. G. THOMPSON, F. S. STEPHENS JR, I. PERLMAN. Priv. Comm. 1957, cited in 1964Hy02 (1957)
(Alpha emission energies and probabilities.)

- P. S. SAMOILOV. *Atomnaya Energ.* 4(1958)81; *Sov. J. At. Energy* 4 (1958) 102
(Gamma-ray energies.)
- YA. P. DOKUCHAEV. *Atomnaya Energ.* 6 (1959) 74
(Half-life.)
- E. F. TRETYAKOV, L. N. KONDRATEV, G. I. KHLEBNIKOV, L. L. GOLDIN. *Zh. Eksp. Teor. Fiz.*36(1959)362; *Sov. Phys. JETP* 9 (1959) 250
(Gamma-ray energies.)
- V. L. MIKHEEV, N. K. SKOBELEV, V. A. DRUIN, G. N. FLEROV. *Zhur. Eksptl. i Teoret. Fiz.* 37(1959)859; *Sov. Phys. JETP* 10 (1960) 612
(Half-life.)
- D. E. WATT, F. J. BANNISTER, J. B. LAIDLER, F. BROWN. *Phys. Rev.* 126 (1962) 264
(SF Half-life.)
- C. F. LEANG. *Compt. Rend.* 255 (1962) 3155
(Alpha emission energies.)
- L. Z. MALKIN, I. D. ALKHAZOV, A. S. KRIVOKHATSKY, K. A. PETRZHAK. *At. Energ. USSR* 15(1963)158; *Sov. J. At. Energy* 15(1964)851 15 (1963) 158
(SF Half-life.)
- E. K. HYDE, I. PERLMAN, G. T. SEABORG. *The Nuclear Properties of the Heavy Elements, Vol II.* Prentice-Hall, Inc, Englewood Cliffs, N J (1964)
(Alpha emission energies and probabilities.)
- J. A. BEARDEN. *Rev. Mod. Phys.* 39 (1967) 78
(X-ray energies.)
- P. FIELDHOUSE, D. S. MATHER, E. R. CULLIFORD. *J. Nucl. Energy* 21 (1967) 749
(SF Half-life.)
- P. H. WHITE. *Priv. Comm.*, cited in 2000Ho27 (1967)
(SF Half-life.)
- F. L. OETTING. *Proc. Symp. Thermodyn. Nucl. Mater. With Emphasis on Solution Syst.*, Vienna, Austria (1967), IAEA, Vienna (1968) 55
(Half-life.)
- C. M. LEDERER, J. M. JAKLEVIC, S. G. PRUSSIN. *Nucl. Phys.* A135 (1969) 36
(Alpha emission energies and probabilities.)
- K. L. SWINTH. *IEEE Nuclear Science Symp.* 4 (1970) 125
(LX-ray emission probabilities.)
- R. GUNNINK, R. J. MORROW. UCRL 51087 (1971)
(Gamma-ray energies and probabilities.)
- M. SCHMORAK, C. E. BEMIS JR., M. J. ZENDER, N. B. GOVE, P. F. DITTNER. *Nucl. Phys.* A178 (1972) 410
(Gamma-ray energies and probabilities.)
- J. E. CLINE, R. J. GEHRKE, L. D. MCISAAC. ANCR 1069 (1972)
(Gamma-ray energies.)
- D. J. GORMAN, A. RYTZ, H. V. MICHEL. *Compt. Rend.* B275 (1972) 291
(Alpha emission energies.)
- R. L. HEATH. *Gamma-Ray Spectrum Catalogue*; ANCR 1000 2 (1974)
(Gamma-ray energies.)
- T. DRAGNEV, K. SCHARF. *Intern. J. Appl. Radiat. Isotop.* 26 (1975) 125
(Gamma-ray emission probabilities.)
- H. OTTMAR, P. MATUSSEK, I. PIPER. *Proc. Int. Symp. Neutron Capt., G- Ray Spectr. and Related Topics*, 2nd, Petten, Netherlands, K. Abrahams et al., Eds., Reactor Centrum (1975) 658
(Gamma-ray energies and emission probabilities.)
- R. GUNNINK, J. E. EVANS, A. L. PRINDLE. UCRL-52139 (1976)
(Gamma-ray energies and emission probabilities.)
- H. UMEZAWA, T. SUZUKI, S. ICHIKAWA. *J. Nucl. Sci. Technol* 13 (1976) 327
(Gamma-ray emission probabilities.)
- S.A. BARANOV, V. M. SHATINSKII. *Yad. Fiz.* 26(1977)461; *Sov. J. Nucl. Phys.* 26 (1977) 244
(Alpha emission energies and probabilities.)
- A. H. JAFFEY, H. DIAMOND, W. C. BENTLEY, D. G. GRACZYK, K. P. FLYNN. *Phys. Rev.* C18 (1978) 969
(Half-life.)
- C. BUDTZ-JORGENSEN, H. -H. KNITTER. NEANDC(E) 202U Vol III (1979) 9
(SF Half-life.)
- R. G. HELMER, C. W. REICH. *Int. J. Appl. Radiat. Isotop.* 32 (1981) 829
(Gamma-ray energies and emission probabilities.)

- J. MOREL. LMRI, Saclay, private communication, 1981 Cited in IAEA, Vienna, Tec. Rep. 261, 1986 (1981)
(Gamma-ray emission probabilities.)
- G. BARREAU, H. G. BORNER, T. VON EGIDY, R. W. HOFF. Z. Phys. A308 (1982) 209
(K X-ray energies.)
- I. AHMAD, J. HINES, J. E. GINDLER. Phys. Rev. C27 (1983) 2239
(K X-ray energies.)
- A. A. ANDROSENKO, P. A. ANDROSENKO, YU. V. IVANOV, A. E. KONYAEV, V. F. KOSITSYN, E. M. TSENTER,
V. T. SHCHEBOLEV. At. Energ. 57(1984)357; Sov. At. Energ. 57 (1984) 788
(SF Half-life.)
- F. J. STEINKRUGER, G. M. MATLACK, R. J. BECKMAN. Int. J. Appl. Radiat. Isotop. 35 (1984) 171
(Half-life.)
- C. R. RUDY, K. C. JORDAN, R. TSUGAWA. Int. J. Appl. Radiat. Isotop. 35 (1984) 177
(Half-life.)
- L. L. LUCAS, J. R. NOYCE. Int. J. Appl. Radiat. Isotop. 35 (1984) 173
(Half-life.)
- R. J. BECKMAN, S. F. MARSH, R. M. ABERNATHEY, J. E. REIN. Int. J. Appl. Radiat. Isotop. 35 (1984) 163
(Half-life.)
- I. AHMAD. Nucl. Instrum. Methods 223 (1984) 319
(Alpha emission probabilities.)
- G. BORTELS, B. DENECKE, R. VANINBROUKX. Nucl. Instrum. Methods 223 (1984) 329
(L X-ray energies.)
- A. LORENZ. Decay Data of the Transactinium Nuclides, IAEA, Vienna, Tec. Rep. Ser. 261, 1986. (1986)
(Gamma-ray emission probabilities.)
- YU. A. SELITSKY, V. B. FUNSHTEIN, V. A. YAKOVLEV. Program and Theses, Proc. 38th Ann. Conf. Nucl.
Spectrosc. Struct. At. Nuclei, Baku, (1988) 131 (1988)
(SF Half-life.)
- N. DYTLEWSKI, M. G. HINES, J. W. BOLDEMAN. Nucl. Sci. Eng. 102 (1989) 423
(SF Half-life.)
- A. RYTZ. At. Data Nucl. Data Tables. 47 (1991) 205
(Alpha-particle energies.)
- YU. V. IVANOV, A. E. KONYAEV, V. F. KOSITSYN, E. A. KHOLNOVA, V. T. SHCHEBOLEV, M. F. YUDIN. At.
Energ. 70(1991)396; Sov. At. Energ. 70 (1991) 491
(SF Half-life.)
- S. V. ANICHENKOV, YU. S. POPOV. Radiokhimiya 32(1990)109; Sov. Radiochem. 32 (1991) 401
(Alpha emission probabilities.)
- G. BARCI-FUNEL, J. DALMASSO, G. ARDISSON. Appl. Rad. Isotop. 43 (1992) 37
(X-ray energies.)
- C. J. BLAND, J. TRUFFY. Appl. Radiat. Isot. 43 (1992) 1241
(Alpha emission probabilities.)
- M. C. LÉPY, K. DEBERTIN. Nucl. Instrum. Meth. Phys. Res. A339 (1994) 218
(L X-ray energies and emission probabilities.)
- D.T. BARAN. Appl. Radiat. Isotop. 45 (1994) 1177
(Alpha emission probabilities.)
- W. RAAB, J. L. PARUS. Nucl. Instrum. Meth. Phys. Res. A339 (1994) 116
(Alpha emission probabilities.)
- A. M. SANCHEZ, F. V. TOME, J. D. BEJARANO. Nucl. Instrum. Meth. Phys. Res. A340 (1994) 509
(Alpha emission probabilities.)
- M. C. LÉPY, B. DUCHEMIN, J. MOREL. Nucl. Instrum. Meth. Phys. Res. A353 (1994) 10
(L X-ray energies and emission probabilities.)
- P. N. JOHNSTON, P. A. BURNS. Nucl. Instrum. Meth. Phys. Res. A361 (1995) 229
(L X-ray energies and emission probabilities.)
- L. L. VINTRO, P. I. MITCHELL, O. M. CONDREN, M. MORAN, J. VIVES I BATLLE, J. A. SANCHEZ-CABEZA. Nucl.
Instrum. Meth. Phys. Res. A369 (1996) 597
(Alpha emission probabilities.)
- E. SCHÖNFELD, G. RODLOFF. PTB-6.11-1999-1999-1, Braunschweig, February 1999 (1999)
(K X-ray energies and relative emission probabilities.)
- E. SCHÖNFELD, H. JANSSEN. Appl. Rad. Isotop. 72 (2000) 595
(SF half-life.)
- N. E. HOLDEN, D. C. HOFFMAN. Pure Appl. Chem. 72 (2000) 1525
(SF half-life.)

- G. AUDI, A. H. WAPSTRA, C. THIBAUT. Nucl. Phys. A729 (2003) 337
(Q value.)
- M. M. BÉ, V. CHISTÉ, C. DULIEU, E. BROWNE, V. CHECHEV, N. KUZMENKO, R. HELMER, A. NICHOLS, E. SCHONFELD, AND R. DERSCH. Table of Radionuclides (Vol.2 - A = 151 to 242), Monographie BIPM-5, Vol. 2, Bureau International des Poids et Mesures (2004) (2004) 247-255
(^{240}Pu Decay Data Evaluation.)
- G. SIBBENS, S. POMMÉ. Appl. Rad. Isotop. 60 (2004) 155
(Alpha emission energies and probabilities.)
- V. P. CHECHEV. Proc. Intern. Conf. Nuclear Data for Science and Technology, Santa Fé, New Mexico, 26 September-1 October, 2004, AIP Conf. Proc. 769 (2005) Vol. 1 (2005) 91
(^{240}Pu Decay Data Evaluation.)
- E. BROWNE, J. K. TULL. Nuclear Data Sheets 107 (2006) 2649
(Decay scheme, ^{236}U level energies, gamma ray multipolarities, data from ^{236}Pa and ^{236}Np decays.)
- I. AHMAD, F. G. KONDEV, J. P. GREENE, M. A. KELLETT, A. L. NICHOLS. Nucl. Instrum. Meth. Phys. Res. A579 (2007) 458
(Half-life.)
- T. KIBÉDI, T. W. BURROWS, M. B. TRZHASKOVSKAYA, P. M. DAVIDSON, C. W. NESTOR JR.. Nucl. Instrum. Meth. Phys. Res. A589 (2008) 202
(Theoretical ICC.)





1 Decay Scheme

Am-241 decays 100% by alpha transitions to Np-237. Most of the decay (84.6 %) populate the excited level of Np-237 with energy of 59.54 keV. Branching of Am-241 decay by spontaneous fission is 3,6 (9) E-10 %.

L'américium 241 se désintègre à 100 % par émission alpha vers le neptunium 237. Le branchement principal (84,6 %) se fait vers le niveau excité de 59 keV. Un faible branchement (3,6 (9) E-10 %) par fission spontanée a été observé.

2 Nuclear Data

$T_{1/2}(^{241}\text{Am})$:	432,6	(6)	a
$T_{1/2}(^{237}\text{Np})$:	2,144	(7)	10^6 a
$Q^\alpha(^{241}\text{Am})$:	5637,82	(12)	keV

2.1 α Transitions

	Energy keV	Probability $\times 100$	F
$\alpha_{0,36}$	4838,00 (13)	0,00004 (3)	47
$\alpha_{0,34}$	4882,14 (13)	0,000086	44
$\alpha_{0,33}$	4915,86 (13)	0,0007	9,5
$\alpha_{0,32}$	4971,62 (15)		
$\alpha_{0,30}$	5039,83 (15)		
$\alpha_{0,29}$	5045,49 (14)		
$\alpha_{0,28}$	5047,73 (13)		
$\alpha_{0,27}$	5091,70 (14)	0,0001	1000
$\alpha_{0,25}$	5140,81 (13)		
$\alpha_{0,24}$	5151,60 (15)	0,00011	2300
$\alpha_{0,23}$	5178,13 (13)	$\sim 0,0004$	~ 1000
$\alpha_{0,22}$	5185,27 (13)	$\sim 0,0004$	~ 1000
$\alpha_{0,21}$	5193,04 (16)		
$\alpha_{0,20}$	5203,70 (13)	0,0004	1400

	Energy keV	Probability × 100	F
$\alpha_{0,19}$	5219,6 (2)		
$\alpha_{0,18}$	5242,25 (13)	0,0007	1400
$\alpha_{0,17}$	5266,89 (13)	0,0003	4600
$\alpha_{0,16}$	5269,21 (13)	0,0009	1600
$\alpha_{0,15}$	5277,90 (23)	0,0006	2700
$\alpha_{0,14}$	5305,44 (13)		
$\alpha_{0,13}$	5313,40 (13)	0,0013	2100
$\alpha_{0,12}$	5321,0 (3)		
$\alpha_{0,11}$	5332,77 (13)	0,0022 (3)	1600
$\alpha_{0,9}$	5370,25 (13)	0,0005	12000
$\alpha_{0,8}$	5411,82 (13)	0,014 (3)	770
$\alpha_{0,6}$	5479,32 (13)	1,66 (3)	16,4
$\alpha_{0,5}$	5507,83 (13)	~ 0,01	≈ 4000
$\alpha_{0,4}$	5534,86 (12)	13,23 (10)	4,3
$\alpha_{0,3}$	5561,92 (12)	< 0,04	> 2000
$\alpha_{0,2}$	5578,28 (12)	84,45 (10)	1,3
$\alpha_{0,1}$	5604,62 (12)	0,23 (1)	600
$\alpha_{0,0}$	5637,82 (12)	0,38 (1)	610

2.2 Gamma Transitions and Internal Conversion Coefficients

	Energy keV	$P_{\gamma+ce}$ × 100	Multipolarity	α_K	α_L	α_M	α_T
$\gamma_{10,9}(\text{Np})$	13,81 (2)		M1 + 0,10 % E2			365 (7)	494 (10)
$\gamma_{2,1}(\text{Np})$	26,34460 (24)	21 (5)	E1 anomalous		6 (2)	1,6 (2)	8 (2)
$\gamma_{4,3}(\text{Np})$	27,06 (1)						
$\gamma_{27,26}(\text{Np})$	31,92 (8)						
$\gamma_{(-1,1)}(\text{Np})$	32,183	0,0174 (4)					
$\gamma_{1,0}(\text{Np})$	33,1963 (3)	21,3 (30)	M1 + 1,66 % E2		131 (17)	33 (5)	175 (24)
$\gamma_{17,14}(\text{Np})$	38,54 (3)		M1 + > 30 % E2		> 94	> 345	> 472
$\gamma_{3,1}(\text{Np})$	42,704 (5)	≈ 0,42 (9)	(M1 + ≈ 1,7 % E2)		≈ 56 (5)	≈ 13,9 (14)	≈ 75 (7)
$\gamma_{4,2}(\text{Np})$	43,420 (3)	12,1 (16)	M1 + 16,6 % E2		132 (17)	35 (5)	180 (23)
$\gamma_{14,10}(\text{Np})$	51,01 (3)	0,000046 (21)	E1		0,564 (11)	0,141 (3)	0,753 (11)
$\gamma_{5,3}(\text{Np})$	54,09 (3)						
$\gamma_{6,4}(\text{Np})$	55,56 (2)	1,19 (16)	M1 + 17,5 % E2		48 (4)	12,6 (11)	65 (6)
$\gamma_{13,9}(\text{Np})$	56,86 (3)						
$\gamma_{(-1,2)}(\text{Np})$	57,85 (5)						
$\gamma_{2,0}(\text{Np})$	59,5409 (1)	77,6 (25)	E1 anomalous		0,84 (6)	0,226 (7)	1,16 (7)
$\gamma_{7,5}(\text{Np})$	61,56 (7)						
$\gamma_{14,9}(\text{Np})$	64,83 (2)	0,000196 (28)	E1		0,301 (6)	0,0744 (15)	0,400 (8)
$\gamma_{8,6}(\text{Np})$	67,50 (2)	0,013 (4)	(M1 + 17 % E2)		22 (5)	5,7 (13)	29 (6)
$\gamma_{4,1}(\text{Np})$	69,76 (3)	0,0039 (5)	(E1)		0,248 (5)	0,0612 (12)	0,330 (7)
$\gamma_{3,0}(\text{Np})$	75,90 (1)	0,032	(E2)		38,6 (8)	10,76 (22)	53,1 (11)
$\gamma_{36,33}(\text{Np})$	77,86 (4)						
$\gamma_{11,8}(\text{Np})$	79,05 (3)						
$\gamma_{15,9}(\text{Np})$	92,35 (20)						
$\gamma_{5,1}(\text{Np})$	96,79 (3)	0,000047 (16)					
$\gamma_{6,2}(\text{Np})$	98,97 (2)	0,329 (10)	E2		11,07 (22)	3,08 (6)	15,2 (3)

	Energy keV	$P_{\gamma+ce}$ $\times 100$	Multipolarity	α_K	α_L	α_M	α_T
$\gamma_{4,0}(\text{Np})$	102,98 (2)	0,0218 (5)	E1		0,0895 (18)	0,0219 (4)	0,1189 (24)
$\gamma_{(-1,3)}(\text{Np})$	106,42 (5)						
$\gamma_{20,13}(\text{Np})$	109,70 (7)	0,000051	[E2]		6,86 (14)	1,91 (4)	9,44 (19)
$\gamma_{7,3}(\text{Np})$	115,65 (6)						
$\gamma_{21,13}(\text{Np})$	120,36 (8)						
$\gamma_{8,4}(\text{Np})$	123,05 (1)	0,00675 (30)	E2	0,184 (4)	4,05 (8)	1,127 (23)	5,75 (12)
$\gamma_{6,1}(\text{Np})$	125,30 (2)	0,00533 (26)	(E1)	0,228 (5)	0,0538 (11)	0,0132 (3)	0,299 (6)
$\gamma_{(-1,4)}(\text{Np})$	128,05						
$\gamma_{20,11}(\text{Np})$	129,07 (6)						
$\gamma_{23,13}(\text{Np})$	135,27 (4)						
$\gamma_{(-1,5)}(\text{Np})$	136,7						
$\gamma_{30,23}(\text{Np})$	138,30 (9)						
$\gamma_{29,22}(\text{Np})$	139,44 (8)	0,000023 (5)	[E2]	0,211 (4)	2,29 (5)	0,638 (13)	3,37 (7)
$\gamma_{11,6}(\text{Np})$	146,55 (3)	0,00172 (5)	E2	0,210 (4)	1,83 (4)	0,51 (1)	2,73 (6)
$\gamma_{8,3}(\text{Np})$	150,04 (3)	0,000087 (6)	[E1]	0,152 (3)	0,0339 (7)	0,00827 (17)	0,197 (4)
$\gamma_{26,15}(\text{Np})$	154,27 (20)	0,000004	[M1]	5,59 (11)	1,108 (22)	0,269 (6)	7,06 (14)
$\gamma_{(-1,6)}(\text{Np})$	156,4 (3)						
$\gamma_{29,20}(\text{Np})$	159,26 (20)	0,0000016 (6)	[E1]	0,132 (3)	0,0292 (6)	0,00711 (14)	0,171 (4)
$\gamma_{24,13}(\text{Np})$	161,54 (10)	0,000011	[M1]	4,91 (10)	0,971 (19)	0,236 (5)	6,20 (12)
$\gamma_{9,4}(\text{Np})$	164,61 (2)	0,000178 (9)	E2	0,195 (4)	1,095 (22)	0,304 (6)	1,70 (4)
$\gamma_{13,6}(\text{Np})$	165,81 (6)	0,00011 (5)	[M1 + E2]	2,4 (22)	0,98 (8)	0,26 (4)	3,7 (22)
$\gamma_{18,8}(\text{Np})$	169,56 (3)	0,000427 (26)	E2	0,189 (4)	0,961 (19)	0,267 (6)	1,51 (3)
$\gamma_{11,5}(\text{Np})$	175,07 (4)	0,000021 (3)	[E1]	0,1066 (21)	0,0230 (5)	0,00560 (11)	0,137 (3)
$\gamma_{(-1,7)}(\text{Np})$	190,4						
$\gamma_{25,11}(\text{Np})$	191,96 (4)	0,0000415 (20)	[E2]	0,162 (3)	0,561 (11)	0,155 (3)	0,932 (19)
$\gamma_{29,18}(\text{Np})$	196,76 (8)	0,0000054	[E1]	0,0816 (16)	0,0172 (4)	0,00418 (9)	0,1045 (21)
$\gamma_{(-1,8)}(\text{Np})$	201,70 (14)	0,0000008					
$\gamma_{18,7}(\text{Np})$	204,06 (6)	0,00000226 (7)	[E1]	0,0752 (15)	0,0157 (3)	0,00382 (8)	0,0960 (19)
$\gamma_{9,2}(\text{Np})$	208,005 (23)	0,00313 (6)	M1 + 2,38 % E2	2,35 (5)	0,473 (9)	0,1149 (23)	2,98 (6)
$\gamma_{13,4}(\text{Np})$	221,46 (3)	0,00011 (5)	[M1 + E2]	1,1 (10)	0,35 (5)	0,090 (7)	1,5 (10)
$\gamma_{26,10}(\text{Np})$	232,81 (5)	0,0000155 (4)	[M1]	1,76 (4)	0,345 (7)	0,0837 (17)	2,22 (5)
$\gamma_{9,1}(\text{Np})$	234,40 (4)	0,0000080 (8)	M2	5,60 (11)	1,95 (4)	0,511 (10)	8,24 (17)
$\gamma_{26,9}(\text{Np})$	246,73 (10)	0,00000703 (22)	[M1]	1,49 (3)	0,294 (6)	0,0711 (14)	1,88 (4)
$\gamma_{13,3}(\text{Np})$	248,52 (3)	0,00000155 (3)	[E1]	0,0482 (10)	0,00975 (20)	0,00236 (5)	0,0612 (12)
$\gamma_{24,8}(\text{Np})$	260,22 (9)						
$\gamma_{22,7}(\text{Np})$	261,00 (7)	0,00000169 (8)	[E2]	0,0979 (20)	0,156 (3)	0,0428 (9)	0,312 (6)
$\gamma_{27,10}(\text{Np})$	264,76 (7)						
$\gamma_{13,2}(\text{Np})$	264,88 (3)	0,000018 (7)	[M1 + E2]	0,7 (6)	0,19 (5)	0,049 (9)	0,9 (7)
$\gamma_{9,0}(\text{Np})$	267,54 (4)	0,000055 (2)	E1 + 19,4 % M2	0,74 (4)	0,238 (12)	0,062 (2)	1,06 (6)
$\gamma_{(-1,9)}(\text{Np})$	270,63 (15)						
$\gamma_{(-1,10)}(\text{Np})$	271,54						
$\gamma_{20,6}(\text{Np})$	275,77 (8)	0,000011 (4)	[M1 + E2]	0,6 (5)	0,17 (5)	0,043 (9)	0,8 (6)
$\gamma_{27,9}(\text{Np})$	278,04 (15)	0,00000270 (8)	[M1]	1,072 (21)	0,210 (4)	0,0509 (10)	1,35 (3)
$\gamma_{13,1}(\text{Np})$	291,3 (2)	0,00000318 (8)	[E1]	0,0341 (7)	0,00671 (14)	0,00162 (3)	0,0430 (9)
$\gamma_{16,3}(\text{Np})$	292,77 (6)	0,0000173 (4)	[E2]	0,0796 (16)	0,0991 (20)	0,0270 (6)	0,215 (4)
$\gamma_{15,2}(\text{Np})$	300,13 (6)						
$\gamma_{20,5}(\text{Np})$	304,21 (20)	0,000000966 (21)	[E1]	0,0310 (6)	0,00607 (12)	0,00147 (3)	0,0391 (8)
$\gamma_{16,2}(\text{Np})$	309,1 (3)	0,00000210 (31)	[E1]	0,0300 (6)	0,00585 (12)	0,00142 (3)	0,0377 (8)
$\gamma_{12,0}(\text{Np})$	316,8 (2)						
$\gamma_{28,9}(\text{Np})$	322,52 (4)						
$\gamma_{22,5}(\text{Np})$	322,56 (3)	0,000257 (7)	(M1 + 26,5 % E2)	0,541 (8)	0,1204 (17)	0,0297 (5)	0,702 (12)
$\gamma_{(-1,11)}(\text{Np})$	324,69	0,0000018 (3)					
$\gamma_{(-1,12)}(\text{Np})$	329,69	0,0000011 (2)					
$\gamma_{14,0}(\text{Np})$	332,35 (3)	0,000172 (5)	E2	0,0631 (13)	0,0611 (12)	0,0165 (4)	0,147 (3)
$\gamma_{16,1}(\text{Np})$	335,37 (3)	0,00084 (4)	M1 + 17,3 % E2	0,54 (7)	0,113 (8)	0,0278 (10)	0,69 (8)
$\gamma_{17,1}(\text{Np})$	337,7 (2)	0,00000556 (10)	(E2)	0,0612 (12)	0,0575 (11)	0,0156 (3)	0,140 (3)
$\gamma_{(-1,13)}(\text{Np})$	350,71	0,00000139 (5)					
$\gamma_{20,3}(\text{Np})$	358,25 (20)	0,00000133 (5)	[E1]	0,0220 (4)	0,00419 (8)	0,00101 (2)	0,0275 (6)
$\gamma_{16,0}(\text{Np})$	368,62 (3)	0,000347 (9)	(M1)	0,494 (10)	0,0963 (19)	0,0233 (5)	0,622 (12)

	Energy keV	$P_{\gamma+ce}$ × 100	Multipolarity	α_K	α_L	α_M	α_T
$\gamma_{17,0}(\text{Np})$	370,94 (3)	0,000080 (4)	M1 + 16 % E2	0,42 (6)	0,086 (8)	0,0211 (10)	0,53 (7)
$\gamma_{(-1,14)}(\text{Np})$	374,83	0,0000313 (5)					
$\gamma_{22,3}(\text{Np})$	376,65 (3)	0,000225 (9)	(M1)	0,466 (9)	0,0908 (18)	0,0220 (5)	0,586 (12)
$\gamma_{23,3}(\text{Np})$	383,81 (3)	0,000037 (7)	[M1 + E2]	0,25 (20)	0,06 (3)	0,015 (6)	0,33 (23)
$\gamma_{(-1,15)}(\text{Np})$	389,0 (3)	0,0000005					
$\gamma_{(-1,16)}(\text{Np})$	390,61 (5)	0,00000573 (8)					
$\gamma_{32,9}(\text{Np})$	398,64 (15)						
$\gamma_{29,7}(\text{Np})$	400,78 (10)	0,00000018 (5)	[M1 + E2]	0,22 (18)	0,054 (23)	0,013 (6)	0,29 (21)
$\gamma_{30,7}(\text{Np})$	406,35 (15)	0,00000175 (28)	[M1 + E2]	0,21 (17)	0,052 (22)	0,013 (5)	0,28 (20)
$\gamma_{(-1,17)}(\text{Np})$	411,27	0,00000018 (4)					
$\gamma_{22,1}(\text{Np})$	419,33 (4)	0,000036 (5)	[M1 + E2]	0,19 (16)	0,047 (21)	0,012 (5)	0,26 (18)
$\gamma_{23,1}(\text{Np})$	426,47 (4)	0,000039 (9)	[M1 + E2]	0,19 (15)	0,045 (20)	0,011 (5)	0,25 (18)
$\gamma_{(-1,18)}(\text{Np})$	429,9 (1)	0,00000109 (5)					
$\gamma_{(-1,19)}(\text{Np})$	440,63	0,00000056 (3)					
$\gamma_{(-1,20)}(\text{Np})$	442,81 (7)	0,00000331 (7)					
$\gamma_{35,13}(\text{Np})$	446,15 (6)	0,00000011 (2)					
$\gamma_{22,0}(\text{Np})$	452,6 (2)	0,00000251 (7)	[E2]	0,0357 (7)	0,0205 (4)	0,00543 (11)	0,0635 (13)
$\gamma_{26,2}(\text{Np})$	454,66 (8)	0,0000129 (2)	[M1]	0,279 (6)	0,0542 (11)	0,0131 (3)	0,351 (7)
$\gamma_{23,0}(\text{Np})$	459,68 (10)	0,0000043 (5)	[M1 + E2]	0,15 (12)	0,036 (17)	0,009 (4)	0,20 (14)
$\gamma_{29,5}(\text{Np})$	462,34 (8)	0,0000012	[M1 + E2]	0,15 (12)	0,035 (17)	0,009 (4)	0,20 (14)
$\gamma_{30,5}(\text{Np})$	468,12 (15)	0,0000032 (4)	[M1 + E2]	0,15 (12)	0,034 (16)	0,008 (4)	0,19 (14)
$\gamma_{(-1,21)}(\text{Np})$	486,05	0,00000105 (6)					
$\gamma_{28,4}(\text{Np})$	487,13 (4)	0,00000080 (6)	[M1]	0,232 (6)	0,0449 (9)	0,0109 (2)	0,291 (6)
$\gamma_{(-1,22)}(\text{Np})$	494,39	0,00000010 (2)					
$\gamma_{(-1,23)}(\text{Np})$	501,39	0,00000014 (2)					
$\gamma_{27,1}(\text{Np})$	512,5 (3)	0,00000210 (41)	[E1]	0,0107 (2)	0,00195 (4)	0,00047 (1)	0,0133 (3)
$\gamma_{26,0}(\text{Np})$	514,0 (5)	0,0000039 (2)	[E1]	0,0106 (2)	0,00194 (4)	0,00047 (1)	0,0132
$\gamma_{30,3}(\text{Np})$	522,06 (15)	0,00000113 (11)	[M1 + E2]	0,11 (9)	0,025 (13)	0,006 (3)	0,14 (10)
$\gamma_{(-1,24)}(\text{Np})$	525,14	0,00000016 (3)					
$\gamma_{38,13}(\text{Np})$	529,17 (20)	0,00000072 (5)	[E2]	0,0269 (5)	0,0124 (2)	0,00324 (6)	0,0437 (9)
$\gamma_{(-1,25)}(\text{Np})$	532,44	0,00000008 (2)					
$\gamma_{27,0}(\text{Np})$	546,12 (6)	0,00000025 (3)	[E1]	0,00947 (19)	0,00171 (3)	0,00041 (1)	0,0117 (2)
$\gamma_{(-1,26)}(\text{Np})$	548,15	0,00000005 (2)					
$\gamma_{(-1,27)}(\text{Np})$	555,25	0,00000009 (2)					
$\gamma_{33,6}(\text{Np})$	563,46 (2)	0,000000460 (21)	[E2]	0,0241 (5)	0,0102 (2)	0,00266 (5)	0,0378 (8)
$\gamma_{36,8}(\text{Np})$	573,94 (20)	0,00000142 (12)	[M1 + E2]	0,09 (7)	0,019 (10)	0,0027 (16)	0,11 (8)
$\gamma_{(-1,28)}(\text{Np})$	582,89	0,00000101 (6)					
$\gamma_{31,2}(\text{Np})$	586,59 (20)	0,00000128 (5)	[E2]	0,0224 (4)	0,00903 (18)	0,00235 (5)	0,0346 (7)
$\gamma_{28,0}(\text{Np})$	590,09 (4)	0,00000283 (6)	[E1]	0,00818 (16)	0,00147 (3)	0,000351 (7)	0,0101 (2)
$\gamma_{34,6}(\text{Np})$	597,19 (2)	0,0000080 (5)	[M1 + E2]	0,08 (6)	0,017 (9)	0,0042 (20)	0,10 (7)
$\gamma_{(-1,29)}(\text{Np})$	600,26	0,00000022 (3)					
$\gamma_{33,4}(\text{Np})$	619,01 (2)	0,000065 (5)	[M1 + E2]	0,07 (5)	0,016 (8)	0,0037 (10)	0,09 (7)
$\gamma_{38,8}(\text{Np})$	627,18 (20)	0,00000056 (4)	[M1 + E2]	0,07 (5)	0,015 (8)	0,0037 (10)	0,09 (6)
$\gamma_{32,1}(\text{Np})$	632,93 (15)	0,00000124 (5)					
$\gamma_{(-1,30)}(\text{Np})$	636,9	0,00000021 (3)					
$\gamma_{36,6}(\text{Np})$	641,32 (4)	0,00000076 (5)	[M1 + E2]	0,06 (5)	0,014 (8)	0,0035 (10)	0,08 (6)
$\gamma_{34,4}(\text{Np})$	652,73 (2)	0,0000410 (25)	[M1 + E2]	0,06 (5)	0,013 (7)	0,0033 (10)	0,08 (6)
$\gamma_{33,2}(\text{Np})$	662,40 (2)	0,00045 (10)	(E0+M1+E2)	0,18 (4)	0,045 (15)		0,23 (5)
$\gamma_{32,0}(\text{Np})$	666,2 (2)	0,00000095 (7)					
$\gamma_{36,5}(\text{Np})$	669,83 (2)	0,00000051 (7)	[E1]	0,00647 (13)	0,00114 (2)	0,00073 (1)	0,0080 (2)
$\gamma_{37,5}(\text{Np})$	675,78 (13)	0,00000091 (7)	[E2,M1]	0,06 (4)	0,012 (7)	0,0030 (15)	0,07 (5)
$\gamma_{34,3}(\text{Np})$	679,79 (2)	0,00000334 (8)	[E1]	0,00630 (13)	0,00111 (2)	0,000265 (5)	0,00776 (16)
$\gamma_{33,1}(\text{Np})$	688,72 (4)	0,0000325 (6)	[E1]	0,00615 (12)	0,00108 (2)	0,000259 (5)	0,00758 (16)
$\gamma_{(-1,31)}(\text{Np})$	693,46	0,00000354 (7)					
$\gamma_{34,2}(\text{Np})$	696,14 (2)	0,00000055 (3)	[M1 + E2]	0,05 (4)	0,011 (6)	0,0028 (10)	0,07 (5)
$\gamma_{(-1,32)}(\text{Np})$	709,42 (5)	0,00000641 (18)					
$\gamma_{(-1,33)}(\text{Np})$	712,5	0,00000020 (3)					
$\gamma_{33,0}(\text{Np})$	721,96 (2)	0,000197 (5)	[E1]	0,0056 (1)	0,00099 (2)	0,00024 (1)	0,0070 (2)
$\gamma_{37,3}(\text{Np})$	729,72 (15)	0,00000151 (6)	[M1]	0,079 (2)	0,0151 (4)	0,0036 (1)	0,099 (2)

	Energy keV	$P_{\gamma+ce}$ $\times 100$	Multipolarity	α_K	α_L	α_M	α_T
$\gamma_{(-1,34)}$ (Np)	731,44	0,00000046 (4)					
$\gamma_{(-1,35)}$ (Np)	736,68	0,00000128 (5)					
$\gamma_{35,1}$ (Np)	737,34 (5)	0,00000794 (8)					
$\gamma_{(-1,36)}$ (Np)	740,51	0,00000019 (3)					
$\gamma_{(-1,37)}$ (Np)	742,9 (3)	0,00000035					
$\gamma_{(-1,38)}$ (Np)	745,02	0,00000009 (2)					
$\gamma_{(-1,39)}$ (Np)	750,39	0,00000006 (2)					
$\gamma_{34,0}$ (Np)	755,68 (2)	0,00000789 (11)	[E1]	0,0052 (1)	0,00091 (1)	0,000217 (4)	0,0064 (1)
$\gamma_{(-1,40)}$ (Np)	759,5 (1)	0,00000181 (5)					
$\gamma_{(-1,41)}$ (Np)	763,31	0,00000023 (2)					
$\gamma_{36,1}$ (Np)	766,62 (4)	0,00000504 (6)	[E1]	0,00507 (10)	0,00088 (2)	0,000211 (4)	0,00623 (12)
$\gamma_{35,0}$ (Np)	770,57 (10)	0,00000481 (5)					
$\gamma_{37,1}$ (Np)	772,57 (12)	0,00000303 (5)	[M1]	0,0675 (14)	0,0129 (3)	0,00312 (6)	0,0847 (17)
$\gamma_{(-1,42)}$ (Np)	774,67	0,00000011 (2)					
$\gamma_{(-1,43)}$ (Np)	777,39	0,00000015 (2)					
$\gamma_{(-1,44)}$ (Np)	780,53	0,00000031 (2)					
$\gamma_{(-1,45)}$ (Np)	782,2 (5)	0,00000015					
$\gamma_{39,3}$ (Np)	786,00 (15)	0,00000062 (0)					
$\gamma_{(-1,46)}$ (Np)	789,0 (3)	0,00000042 (6)					
$\gamma_{(-1,47)}$ (Np)	792,6	0,00000003 (1)					
$\gamma_{(-1,48)}$ (Np)	794,92 (20)	0,00000094					
$\gamma_{39,2}$ (Np)	801,94 (20)	0,00000123 (7)					
$\gamma_{(-1,49)}$ (Np)	803,19	0,00000016 (3)					
$\gamma_{37,0}$ (Np)	805,77 (12)	0,00000033	[M1,E2]	0,037 (24)	0,008 (4)	0,0019 (10)	0,05 (3)
$\gamma_{(-1,50)}$ (Np)	811,9 (3)	0,00000063 (6)					
$\gamma_{(-1,51)}$ (Np)	819,33	0,00000043 (6)					
$\gamma_{(-1,52)}$ (Np)	822,21	0,00000024 (6)					
$\gamma_{39,1}$ (Np)	828,60 (12)	0,00000021 (4)					
$\gamma_{(-1,53)}$ (Np)	835,21	0,00000003 (1)					
$\gamma_{(-1,54)}$ (Np)	838,88	0,00000004 (1)					
$\gamma_{(-1,55)}$ (Np)	841,14	0,00000010 (3)					
$\gamma_{(-1,56)}$ (Np)	843,7	0,00000097 (8)					
$\gamma_{(-1,57)}$ (Np)	846,86	0,00000016 (3)					
$\gamma_{(-1,58)}$ (Np)	847,4 (5)	0,00000003					
$\gamma_{(-1,59)}$ (Np)	851,6 (10)	0,00000041 (6)					
$\gamma_{(-1,60)}$ (Np)	854,95	0,00000023 (4)					
$\gamma_{(-1,61)}$ (Np)	856,26	0,00000010 (3)					
$\gamma_{40,2}$ (Np)	861,34 (20)	0,00000008					
$\gamma_{39,0}$ (Np)	861,80 (12)	0,00000061 (6)					
$\gamma_{(-1,62)}$ (Np)	870,63	0,00000150 (3)					
$\gamma_{(-1,63)}$ (Np)	882	0,00000004 (1)					
$\gamma_{(-1,64)}$ (Np)	886,53	0,00000015 (3)					
$\gamma_{40,1}$ (Np)	887,68 (20)	0,00000033 (6)					
$\gamma_{(-1,65)}$ (Np)	890,38	0,00000032 (5)					
$\gamma_{(-1,66)}$ (Np)	894,47	0,00000003 (1)					
$\gamma_{(-1,67)}$ (Np)	898,17	0,00000006 (2)					
$\gamma_{(-1,68)}$ (Np)	902,61	0,00000033 (3)					
$\gamma_{(-1,69)}$ (Np)	909,95	0,00000005 (1)					
$\gamma_{(-1,70)}$ (Np)	912,4	0,00000028 (3)					
$\gamma_{40,0}$ (Np)	920,88 (20)	0,00000019 (3)					
$\gamma_{(-1,71)}$ (Np)	928,95	0,00000009 (2)					
$\gamma_{(-1,72)}$ (Np)	939,2	0,00000005 (1)					
$\gamma_{41,0}$ (Np)	946,06	0,00000010 (3)					
$\gamma_{(-1,73)}$ (Np)	952,72	0,00000003 (1)					
$\gamma_{(-1,74)}$ (Np)	955,91	0,00000060 (5)					
$\gamma_{42,0}$ (Np)	962,19	0,00000004 (1)					
$\gamma_{(-1,75)}$ (Np)	969,09	0,00000003 (1)					
$\gamma_{(-1,76)}$ (Np)	980,84	0,00000003 (1)					
$\gamma_{43,0}$ (Np)	1014,33	0,00000010 (2)					

3 Atomic Data

3.1 Np

ω_K	:	0,971	(4)
$\bar{\omega}_L$:	0,511	(20)
n_{KL}	:	0,791	(5)

3.1.1 X Radiations

	Energy keV	Relative probability
X _K		
K α_2	97,069	62,82
K α_1	101,059	100
K β_3	113,303	}
K β_1	114,234	}
K β_5''	114,912	}
		36,21
K β_2	117,463	}
K β_4	117,876	}
KO _{2,3}	118,429	}
		12,47
X _L		
L ℓ	11,89	
L α	13,76 – 13,944	
L η	15,876	
L β	16,13 – 17,79	
L γ	20,12 – 22,2	

3.1.2 Auger Electrons

	Energy keV	Relative probability
Auger K		
KLL	73,50 – 83,13	100
KLX	90,36 – 97,28	60,2
KXY	107,10 – 114,58	9,06
Auger L	6,04 – 13,52	55000000

4 α Emissions

	Energy keV	Probability $\times 100$
$\alpha_{0,36}$	4757,58 (13)	0,00004 (3)
$\alpha_{0,34}$	4800,99 (13)	0,000086
$\alpha_{0,33}$	4834,15 (13)	0,0007
$\alpha_{0,32}$	4888,98 (15)	
$\alpha_{0,30}$	4956,06 (15)	
$\alpha_{0,29}$	4961,63 (14)	
$\alpha_{0,28}$	4963,83 (13)	
$\alpha_{0,27}$	5007,07 (14)	0,0001
$\alpha_{0,25}$	5055,36 (13)	
$\alpha_{0,24}$	5065,97 (15)	0,00011
$\alpha_{0,23}$	5092,06 (13)	$\sim 0,0004$
$\alpha_{0,22}$	5099,08 (13)	$\sim 0,0004$
$\alpha_{0,21}$	5106,72 (16)	
$\alpha_{0,20}$	5117,21 (13)	0,0004
$\alpha_{0,19}$	5132,8 (2)	
$\alpha_{0,18}$	5155,12 (13)	0,0007
$\alpha_{0,17}$	5179,35 (13)	0,0003
$\alpha_{0,16}$	5181,63 (13)	0,0009
$\alpha_{0,15}$	5190,17 (23)	0,0006
$\alpha_{0,14}$	5217,26 (13)	
$\alpha_{0,13}$	5225,08 (13)	0,0013
$\alpha_{0,12}$	5232,6 (3)	
$\alpha_{0,11}$	5244,13 (13)	0,0022 (3)
$\alpha_{0,9}$	5280,99 (13)	0,0005
$\alpha_{0,8}$	5321,87 (13)	0,014 (3)
$\alpha_{0,6}$	5388,25 (13)	1,66 (3)
$\alpha_{0,5}$	5416,28 (13)	$\sim 0,01$
$\alpha_{0,4}$	5442,86 (12)	13,23 (10)
$\alpha_{0,3}$	5469,47 (12)	$< 0,04$
$\alpha_{0,2}$	5485,56 (12)	84,45 (10)
$\alpha_{0,1}$	5511,46 (12)	0,23 (1)
$\alpha_{0,0}$	5544,11 (12)	0,38 (1)

5 Electron Emissions

		Energy keV	Electrons per 100 disint.
e _{AL}	(Np)	6,04 - 13,52	33,4 (17)
e _{AK}	(Np)		0,000114 (16)
	KLL	73,50 - 83,13	}
	KLX	90,36 - 97,28	}
	KXY	107,10 - 114,58	}
ec _{2,1} L	(Np)	3,92 - 8,73	14 (5)
ec _{1,0} L	(Np)	10,769 - 15,590	15,9 (21)
ec _{3,1} L	(Np)	20,28 - 25,09	0,31 (7)
ec _{2,1} M	(Np)	20,606 - 22,681	3,7 (5)
ec _{4,2} L	(Np)	20,99 - 25,81	8,8 (12)
ec _{1,0} M	(Np)	27,46 - 29,53	4,0 (6)
ec _{1,0} N	(Np)	31,70 - 32,79	1,08 (16)
ec _{6,4} L	(Np)	33,13 - 37,95	0,87 (11)
ec _{3,1} M	(Np)	36,97 - 39,04	0,076 (17)
ec _{2,0} L	(Np)	37,114 - 41,930	30,2 (22)
ec _{4,2} M	(Np)	37,68 - 39,76	2,3 (4)
ec _{4,2} N	(Np)	41,92 - 43,02	0,65 (9)
ec _{6,4} M	(Np)	49,82 - 51,90	0,228 (30)
ec _{2,0} M	(Np)	53,802 - 55,877	8,12 (25)
ec _{6,4} N	(Np)	54,06 - 55,16	0,062 (8)
ec _{6,2} L	(Np)	76,54 - 81,36	0,225 (5)
ec _{6,2} M	(Np)	93,23 - 95,31	0,0625 (16)

6 Photon Emissions

6.1 X-Ray Emissions

		Energy keV	Photons per 100 disint.
XL	(Np)	11,89 — 22,2	36,7 (21)
XK α_2	(Np)	97,069	0,00113 (3) } K α
XK α_1	(Np)	101,059	0,00181 (5) }
XK β_3	(Np)	113,303	}
XK β_1	(Np)	114,234	} 0,000658 (21) K' β_1
XK β_5''	(Np)	114,912	}
XK β_2	(Np)	117,463	}
XK β_4	(Np)	117,876	} 0,000226 (8) K' β_2

	Energy keV	Photons per 100 disint.
XKO _{2,3} (Np)	118,429	}

6.2 Gamma Emissions

	Energy keV	Photons per 100 disint.
$\gamma_{2,1}$ (Np)	26,3446 (2)	2,31 (8)
$\gamma_{(-1,1)}$ (Np)	32,183	0,0174 (4)
$\gamma_{1,0}$ (Np)	33,1963 (3)	0,1215 (28)
$\gamma_{3,1}$ (Np)	42,704 (5)	0,0055 (11)
$\gamma_{4,2}$ (Np)	43,420 (3)	0,0669 (29)
$\gamma_{14,10}$ (Np)	51,01 (3)	0,000026 (12)
$\gamma_{6,4}$ (Np)	55,56 (2)	0,0181 (18)
$\gamma_{(-1,2)}$ (Np)	57,85 (5)	0,0052 (15)
$\gamma_{2,0}$ (Np)	59,5409 (1)	35,92 (17)
$\gamma_{14,9}$ (Np)	64,83 (2)	0,00014 (2)
$\gamma_{8,6}$ (Np)	67,50 (2)	0,00042 (10)
$\gamma_{4,1}$ (Np)	69,76 (3)	0,0029 (4)
$\gamma_{3,0}$ (Np)	75,90 (1)	0,0006
$\gamma_{5,1}$ (Np)	96,79 (3)	0,000047 (16)
$\gamma_{6,2}$ (Np)	98,97 (2)	0,0203 (4)
$\gamma_{4,0}$ (Np)	102,98 (2)	0,0195 (4)
$\gamma_{(-1,3)}$ (Np)	106,42 (5)	0,000015
$\gamma_{20,13}$ (Np)	109,70 (7)	0,0000049
$\gamma_{21,13}$ (Np)	120,36 (8)	0,0000045
$\gamma_{8,4}$ (Np)	123,05 (1)	0,00100 (4)
$\gamma_{6,1}$ (Np)	125,30 (2)	0,0041 (2)
$\gamma_{29,22}$ (Np)	139,44 (8)	0,0000053 (11)
$\gamma_{11,6}$ (Np)	146,55 (3)	0,00046 (1)
$\gamma_{8,3}$ (Np)	150,04 (3)	0,000073 (5)
$\gamma_{26,15}$ (Np)	154,27 (20)	0,0000005
$\gamma_{29,20}$ (Np)	159,26 (20)	0,0000014 (5)
$\gamma_{24,13}$ (Np)	161,54 (10)	0,0000015
$\gamma_{9,4}$ (Np)	164,61 (2)	0,000066 (3)
$\gamma_{13,6}$ (Np)	165,81 (6)	0,000023 (1)
$\gamma_{18,8}$ (Np)	169,56 (3)	0,00017 (1)
$\gamma_{11,5}$ (Np)	175,07 (4)	0,000018 (3)
$\gamma_{(-1,7)}$ (Np)	190,4	0,0000022 (5)
$\gamma_{25,11}$ (Np)	191,96 (4)	0,0000215 (10)
$\gamma_{29,18}$ (Np)	196,76 (8)	0,00000049
$\gamma_{(-1,8)}$ (Np)	201,70 (14)	0,0000008
$\gamma_{18,7}$ (Np)	204,06 (6)	0,00000206 (6)

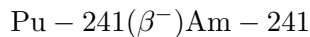
	Energy keV	Photons per 100 disint.
$\gamma_{9,2}$ (Np)	208,005 (23)	0,000786 (9)
$\gamma_{13,4}$ (Np)	221,46 (3)	0,0000434 (8)
$\gamma_{26,10}$ (Np)	232,81 (5)	0,00000482 (9)
$\gamma_{9,1}$ (Np)	234,40 (4)	0,00000087 (8)
$\gamma_{26,9}$ (Np)	246,73 (10)	0,00000244 (7)
$\gamma_{13,3}$ (Np)	248,52 (3)	0,00000146 (3)
$\gamma_{22,7}$ (Np)	261,00 (7)	0,00000129 (6)
$\gamma_{13,2}$ (Np)	264,88 (3)	0,00000943 (12)
$\gamma_{9,0}$ (Np)	267,54 (4)	0,0000268 (6)
$\gamma_{(-1,9)}$ (Np)	270,63 (15)	0,0000005 (2)
$\gamma_{(-1,10)}$ (Np)	271,54	0,00000144 (5)
$\gamma_{20,6}$ (Np)	275,77 (8)	0,00000632 (10)
$\gamma_{27,9}$ (Np)	278,04 (15)	0,00000115 (3)
$\gamma_{13,1}$ (Np)	291,3 (2)	0,00000305 (8)
$\gamma_{16,3}$ (Np)	292,77 (6)	0,0000142 (3)
$\gamma_{20,5}$ (Np)	304,21 (20)	0,00000093 (2)
$\gamma_{16,2}$ (Np)	309,1 (3)	0,0000020 (3)
$\gamma_{22,5}$ (Np)	322,56 (3)	0,000151 (4)
$\gamma_{(-1,11)}$ (Np)	324,69	0,0000018 (3)
$\gamma_{(-1,12)}$ (Np)	329,69	0,0000011 (2)
$\gamma_{14,0}$ (Np)	332,35 (3)	0,000150 (4)
$\gamma_{16,1}$ (Np)	335,37 (3)	0,000496 (7)
$\gamma_{17,1}$ (Np)	337,7 (2)	0,00000488 (9)
$\gamma_{(-1,13)}$ (Np)	350,71	0,00000139 (5)
$\gamma_{20,3}$ (Np)	358,25 (20)	0,00000129 (5)
$\gamma_{16,0}$ (Np)	368,62 (3)	0,000214 (5)
$\gamma_{17,0}$ (Np)	370,94 (3)	0,0000520 (8)
$\gamma_{(-1,14)}$ (Np)	374,83	0,00000313 (6)
$\gamma_{22,3}$ (Np)	376,65 (3)	0,000137 (3)
$\gamma_{23,3}$ (Np)	383,81 (3)	0,0000281 (6)
$\gamma_{(-1,15)}$ (Np)	389,0 (3)	0,00000049
$\gamma_{(-1,16)}$ (Np)	390,61 (5)	0,00000573 (10)
$\gamma_{29,7}$ (Np)	400,78 (10)	0,00000014 (3)
$\gamma_{30,7}$ (Np)	406,35 (15)	0,00000137 (5)
$\gamma_{(-1,17)}$ (Np)	411,27	0,00000018 (4)
$\gamma_{22,1}$ (Np)	419,33 (4)	0,0000284 (4)
$\gamma_{23,1}$ (Np)	426,47 (4)	0,000031 (6)
$\gamma_{(-1,18)}$ (Np)	429,9 (1)	0,00000109 (5)
$\gamma_{(-1,19)}$ (Np)	440,63	0,00000056 (3)
$\gamma_{(-1,20)}$ (Np)	442,81 (7)	0,00000331 (8)
$\gamma_{35,13}$ (Np)	446,15 (6)	0,00000011 (2)
$\gamma_{22,0}$ (Np)	452,6 (2)	0,00000236 (7)
$\gamma_{26,2}$ (Np)	454,66 (8)	0,00000953 (12)
$\gamma_{23,0}$ (Np)	459,68 (10)	0,00000355 (7)
$\gamma_{29,5}$ (Np)	462,34 (8)	0,000001
$\gamma_{30,5}$ (Np)	468,12 (15)	0,00000269 (6)
$\gamma_{(-1,21)}$ (Np)	486,05	0,00000105 (6)

	Energy keV	Photons per 100 disint.
$\gamma_{28,4}(\text{Np})$	487,13 (4)	0,00000062 (5)
$\gamma_{(-1,22)}(\text{Np})$	494,39	0,00000010 (2)
$\gamma_{(-1,23)}(\text{Np})$	501,39	0,00000014 (2)
$\gamma_{27,1}(\text{Np})$	512,5 (3)	0,00000021 (4)
$\gamma_{26,0}(\text{Np})$	514,0 (5)	0,00000038 (2)
$\gamma_{30,3}(\text{Np})$	522,06 (15)	0,00000099 (5)
$\gamma_{(-1,24)}(\text{Np})$	525,14	0,00000016 (3)
$\gamma_{38,13}(\text{Np})$	529,17 (20)	0,00000069 (5)
$\gamma_{(-1,25)}(\text{Np})$	532,44	0,00000008 (2)
$\gamma_{27,0}(\text{Np})$	546,12 (6)	0,00000025 (3)
$\gamma_{(-1,26)}(\text{Np})$	548,15	0,00000005 (2)
$\gamma_{(-1,27)}(\text{Np})$	555,25	0,00000009 (2)
$\gamma_{33,6}(\text{Np})$	563,46 (2)	0,00000044 (2)
$\gamma_{36,8}(\text{Np})$	573,94 (20)	0,00000128 (5)
$\gamma_{(-1,28)}(\text{Np})$	582,89	0,00000101 (6)
$\gamma_{31,2}(\text{Np})$	586,59 (20)	0,00000124 (5)
$\gamma_{28,0}(\text{Np})$	590,09 (4)	0,00000280 (6)
$\gamma_{34,6}(\text{Np})$	597,19 (2)	0,00000729 (11)
$\gamma_{(-1,29)}(\text{Np})$	600,26	0,00000022 (3)
$\gamma_{33,4}(\text{Np})$	619,01 (2)	0,000060 (2)
$\gamma_{38,8}(\text{Np})$	627,18 (20)	0,00000051 (2)
$\gamma_{32,1}(\text{Np})$	632,93 (15)	0,00000124 (5)
$\gamma_{(-1,30)}(\text{Np})$	636,9	0,00000021 (3)
$\gamma_{36,6}(\text{Np})$	641,32 (4)	0,00000704 (10)
$\gamma_{34,4}(\text{Np})$	652,73 (2)	0,0000376 (9)
$\gamma_{33,2}(\text{Np})$	662,40 (2)	0,000367 (6)
$\gamma_{32,0}(\text{Np})$	666,2 (2)	0,00000095 (7)
$\gamma_{36,5}(\text{Np})$	669,83 (2)	0,00000051 (7)
$\gamma_{37,5}(\text{Np})$	675,78 (13)	0,00000085 (5)
$\gamma_{34,3}(\text{Np})$	679,79 (2)	0,00000331 (8)
$\gamma_{33,1}(\text{Np})$	688,72 (4)	0,0000323 (6)
$\gamma_{(-1,31)}(\text{Np})$	693,46	0,00000354 (8)
$\gamma_{34,2}(\text{Np})$	696,14 (2)	0,00000517 (8)
$\gamma_{(-1,32)}(\text{Np})$	709,42 (5)	0,00000641 (19)
$\gamma_{(-1,33)}(\text{Np})$	712,5	0,00000020 (3)
$\gamma_{33,0}(\text{Np})$	721,96 (2)	0,000196 (5)
$\gamma_{37,3}(\text{Np})$	729,72 (15)	0,00000137 (5)
$\gamma_{(-1,34)}(\text{Np})$	731,44	0,00000046 (4)
$\gamma_{(-1,35)}(\text{Np})$	736,68	0,00000128 (5)
$\gamma_{35,1}(\text{Np})$	737,34 (5)	0,00000794 (11)
$\gamma_{(-1,36)}(\text{Np})$	740,51	0,00000019 (3)
$\gamma_{(-1,37)}(\text{Np})$	742,9 (3)	0,00000035
$\gamma_{(-1,38)}(\text{Np})$	745,02	0,00000009 (2)
$\gamma_{(-1,39)}(\text{Np})$	750,39	0,00000006 (2)
$\gamma_{34,0}(\text{Np})$	755,68 (2)	0,00000784 (11)
$\gamma_{(-1,40)}(\text{Np})$	759,5 (1)	0,00000181 (5)
$\gamma_{(-1,41)}(\text{Np})$	763,31	0,00000023 (2)

	Energy keV	Photons per 100 disint.
$\gamma_{36,1}(\text{Np})$	766,62 (4)	0,00000501 (6)
$\gamma_{35,0}(\text{Np})$	770,57 (10)	0,00000481 (7)
$\gamma_{37,1}(\text{Np})$	772,57 (12)	0,00000279 (4)
$\gamma_{(-1,42)}(\text{Np})$	774,67	0,00000011 (2)
$\gamma_{(-1,43)}(\text{Np})$	777,39	0,00000015 (2)
$\gamma_{(-1,44)}(\text{Np})$	780,53	0,00000031 (2)
$\gamma_{(-1,45)}(\text{Np})$	782,2 (5)	0,00000015
$\gamma_{39,3}(\text{Np})$	786,00 (15)	0,00000062
$\gamma_{(-1,46)}(\text{Np})$	789,0 (3)	0,00000042 (6)
$\gamma_{(-1,47)}(\text{Np})$	792,6	0,00000003 (1)
$\gamma_{(-1,48)}(\text{Np})$	794,92 (20)	0,00000094
$\gamma_{39,2}(\text{Np})$	801,94 (20)	0,00000123 (7)
$\gamma_{(-1,49)}(\text{Np})$	803,19	0,00000016 (3)
$\gamma_{37,0}(\text{Np})$	805,77 (12)	0,00000031
$\gamma_{(-1,50)}(\text{Np})$	811,9 (3)	0,00000063 (6)
$\gamma_{(-1,51)}(\text{Np})$	819,33	0,00000043 (6)
$\gamma_{(-1,52)}(\text{Np})$	822,21	0,00000024 (6)
$\gamma_{39,1}(\text{Np})$	828,60 (12)	0,00000021 (4)
$\gamma_{(-1,53)}(\text{Np})$	835,21	0,00000003 (1)
$\gamma_{(-1,54)}(\text{Np})$	838,88	0,00000004 (1)
$\gamma_{(-1,55)}(\text{Np})$	841,14	0,00000010 (3)
$\gamma_{(-1,56)}(\text{Np})$	843,7	0,00000097 (8)
$\gamma_{(-1,57)}(\text{Np})$	846,86	0,00000016 (3)
$\gamma_{(-1,58)}(\text{Np})$	847,4 (5)	0,00000027 (3)
$\gamma_{(-1,59)}(\text{Np})$	851,6 (10)	0,00000041 (6)
$\gamma_{(-1,60)}(\text{Np})$	854,95	0,00000023 (4)
$\gamma_{(-1,61)}(\text{Np})$	856,26	0,00000010 (3)
$\gamma_{40,2}(\text{Np})$	861,34 (20)	0,00000008 (3)
$\gamma_{39,0}(\text{Np})$	861,80 (12)	0,00000061 (6)
$\gamma_{(-1,62)}(\text{Np})$	870,63	0,00000150 (4)
$\gamma_{(-1,63)}(\text{Np})$	882	0,00000004 (1)
$\gamma_{(-1,64)}(\text{Np})$	886,53	0,00000015 (3)
$\gamma_{40,1}(\text{Np})$	887,68 (20)	0,00000033 (6)
$\gamma_{(-1,65)}(\text{Np})$	890,38	0,00000032 (5)
$\gamma_{(-1,66)}(\text{Np})$	894,47	0,00000003 (1)
$\gamma_{(-1,67)}(\text{Np})$	898,17	0,00000006 (2)
$\gamma_{(-1,68)}(\text{Np})$	902,61	0,00000033 (3)
$\gamma_{(-1,69)}(\text{Np})$	909,95	0,00000005 (1)
$\gamma_{(-1,70)}(\text{Np})$	912,4	0,00000028 (3)
$\gamma_{40,0}(\text{Np})$	920,88 (20)	0,00000019 (3)
$\gamma_{(-1,71)}(\text{Np})$	928,95	0,00000009 (2)
$\gamma_{(-1,72)}(\text{Np})$	939,2	0,00000005 (1)
$\gamma_{41,0}(\text{Np})$	946,06	0,00000010 (2)
$\gamma_{(-1,73)}(\text{Np})$	952,72	0,00000003 (1)
$\gamma_{(-1,74)}(\text{Np})$	955,91	0,00000060 (5)
$\gamma_{42,0}(\text{Np})$	962,19	0,00000004 (1)
$\gamma_{(-1,75)}(\text{Np})$	969,09	0,00000003 (1)

	Energy keV	Photons per 100 disint.
$\gamma_{(-1,76)}(\text{Np})$	980,84	0,00000003 (1)
$\gamma_{43,0}(\text{Np})$	1014,33	0,0000010 (2)

7 Main Production Modes



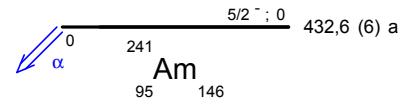
8 References

- J. K. BELING, J. O. NEWTON, B. ROSE. Phys. Rev. 86 (1952) 797
(gamma-ray emission probabilities.)
- J. F. TURNER. Phil. Mag. 46 (1955) 687
(gamma-ray emission probabilities.)
- H. JAFFE, T. O. PASSELL, C. I. BROWNE, I. PERLMAN. Phys. Rev. 97 (1955) 142
(gamma-ray emission probabilities.)
- R. B. DAY. Phys. Rev. 97 (1955) 689
(gamma-ray emission probabilities.)
- J. M. HOLLANDER, W. G. SMITH, J. O. RASMUSSEN. Phys. Rev. 102 (1956) 1372
(gamma-ray emission probabilities.)
- L. L. GOLDIN, G. I. NOVIKOVA, E. F. TRETAKOV. Conf. Acad. Sci. USSR Moscow (1956) 226
(energies of alpha-particles, alpha-particle emission probabilities.)
- S. ROSENBLUM, M. VALADARES, J. MILSTED. J. Phys. Radium 18 (1957) 609
(energies of alpha-particles.)
- L. B. MAGNUSSON. Phys. Rev. 107 (1957) 161
(gamma-ray energies and emission probabilities.)
- P. S. SAMOILOV. Columbia Tech. Transl. (Izv.Akad.Nauk SSSR, ser.fiz. 23 (1959) 1416) 23 (1960) 1401
(gamma-ray energy, gamma transition probabilities and multipolarities.)
- F. ASARO, F. S. STEPHENS, J. M. HOLLANDER, I. PERLMAN. Phys. Rev. 117 (1960) 494
(anomalous electric dipole gamma-ray transitions.)
- C. F. LEANG. Comp. Rend. Acad. Sci. (Paris) 255 (1962) 3155
(energies of alpha-particles.)
- J. L. WOLFSON, J. H. PARK. Can. J. Phys. (also Erratum Can. J. Phys. 48(1970)2782) 42 (1964) 1387
(gamma-ray energies and multipolarities.)
- S. A. BARANOV, V. M. KULAKOV, V. M. SHATINSKY. Nucl. Phys. 56 (1964) 252
(alpha-particle energies and emission probabilities.)
- W. MICHAELIS. Z. Phys. 186 (1965) 42
(alpha particle energies and emission probabilities.)
- G. BERTOLINI, F. CAPPELLANI, G. RESTELLI. Nucl. Instrum. Methods 32 (1965) 86
(gamma-ray emission probabilities.)
- L. D. MCISAAC. Report IDO-17052 (1965) 31
(gamma-ray emission probabilities.)
- W. YAMAZAKI, J. M. HOLLANDER. Nucl. Phys. 84 (1966) 505
(internal conversion probabilities.)
- C. M. LEDERER, J. K. POGGENBURG, F. ASARO, J. O. RASMUSSEN, I. PERLMAN. Nucl. Phys. 84 (1966) 481
(internal conversion coefficients.)
- H. -C. PAULI, K. ALDER. Z. Physik 202 (1967) 255
(anomalous electric dipole gamma-ray transitions.)
- C. GUNTHER, D. R. PARSIGNAULT. Nucl. Phys. A104 (1967) 588
(XK-ray emission probabilities.)

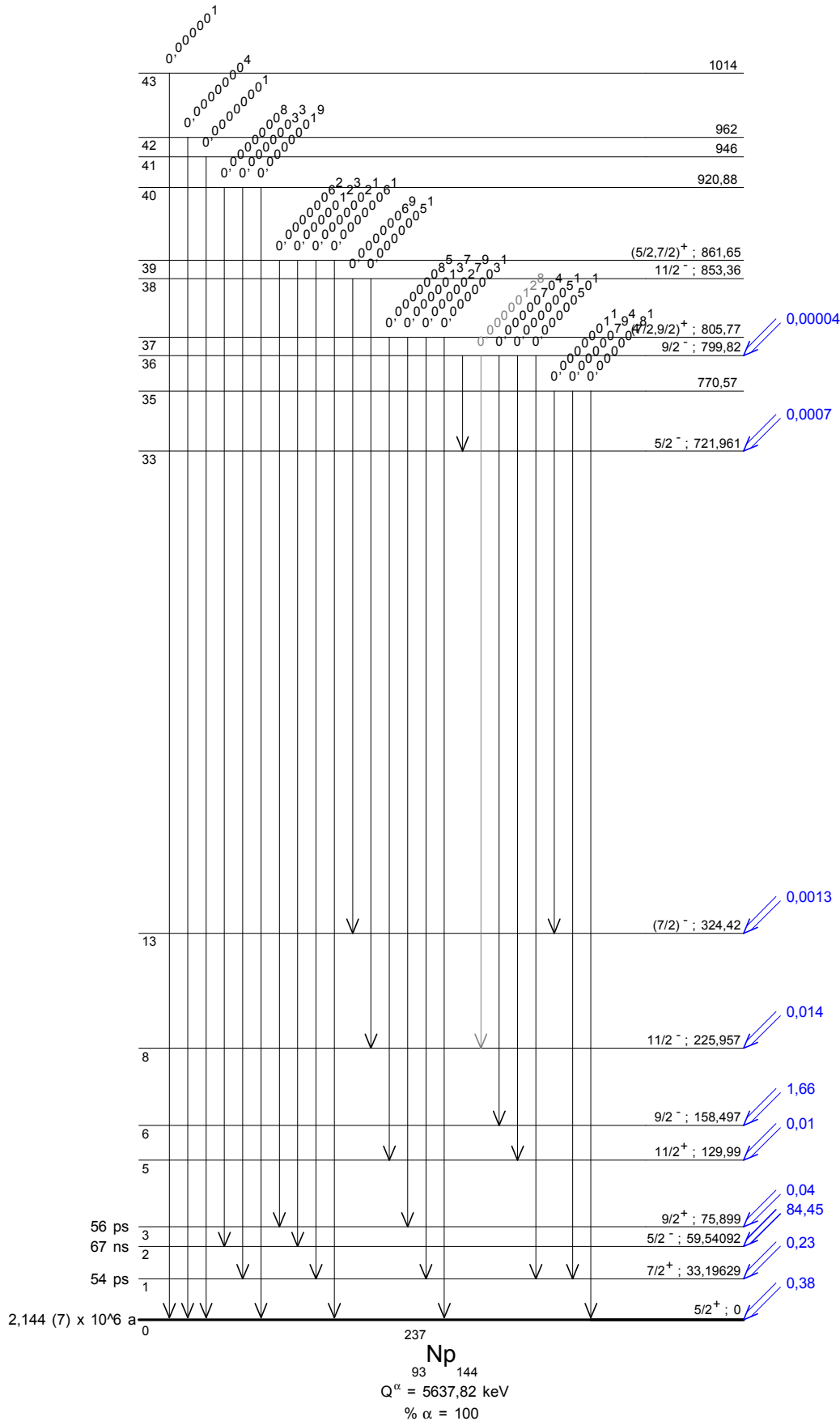
- C. BRIANCON, M. VALADARES, R. J. WALLEN. *Comp. Rend.* 265B (1967) 1496
(gamma-ray emission probabilities.)
- F. L. OETTING, S. R. GUNN. *J. Inorg. Nucl. Chem.* 29 (1967) 2659
(half-life.)
- L. N. KONDRATEV, E. F. TRETYAKOV. *Bull. Acad. Sci. URSS, Phys. Ser.* 30 (1967) 393
(internal conversion probabilities.)
- R. E. STONE, E. K. HULET. *J. Inorg. Nucl. Chem.* 30 (1968) 2003
(half-life.)
- R. W. JEWELL, W. JOHN, R. MASSEY, B. G. SAUNDERS. *Nucl. Instrum. Methods* 62 (1968) 68
(gamma-ray energies.)
- L. C. BROWN, R. C. PROPST. *J. Inorg. Nucl. Chem.* 30 (1968) 2591
(half-life.)
- S. A. BARANOV, V. M. KULAKOV, V. M. SHATINSKII. *Sov. J. Nucl. Phys.* 7 (1968) 442.
(energies of alpha-particles.)
- R. KAMOUN, R. BALLINI, S. BERGSTROM-ROHLIN, J. -M. KUCHLY, P. SIFFERT. *Comp. Rend. Acad. Sci. (Paris)* B266 (1968) 1241
(energies of alpha-particles.)
- A. PEGHAIRE. *Nucl. Instrum. Methods* 75 (1969) 66
(gamma-ray emission probabilities.)
- G. C. NELSON, B. G. SAUNDERS. *Nucl. Instrum. Methods* 84 (1970) 90
(gamma-ray energies.)
- V. N. GRIGOREV, A. P. FERESIN. *Sov. J. Nucl. Phys.* 12 (1970) 361
(anomalous electric dipole gamma-ray transitions.)
- J. E. CLINE. *IN-1448 Rev.* (1971) (1971)
(gamma-ray emission probabilities.)
- R. L. WATSON, T. K. LI. *Nucl. Phys.* A178 (1971) 201
(LX-ray emission probabilities.)
- B. GRENNBERG, A. RYTZ. *Métrologia* 7 (1971) 65
(energies of alpha-particle.)
- E. KARTTUNEN, H. U. FREUND, R. W. FINK. *Phys. Rev.* A4 (1971) 1695
(MX-ray emission probability.)
- R. J. GEHRKE, R. A. LOKKEN. *Nucl. Instrum. Methods* 97 (1971) 219
(XL- and gamma -ray emission probabilities.)
- J. JOVE, R. ROBERT. *Radiochem. Radioanal. Letters* 10 (1972) 139
(half-life.)
- R. L. HEATH. *Report ANCR 1000* (1974) 2
(gamma - ray energies and emission probabilities.)
- W. J. GALLAGHER, S. J. CIPOLLA. *Nucl. Instrum. Methods* 122 (1974) 405
(LX- ray emission probabilities.)
- J. L. CAMPBELL, L. A. MCNELLES. *Nucl. Instrum. Methods* 117 (1974) 519
(LX- and gamma - ray emission probabilities.)
- W. W. STROHM, K. C. JORDAN. *Trans. Am. Nucl. Soc.* 18 (1974) 185
(half-life.)
- V. G. POLYUKHOV, G. A. TIMOFEEV, P. A. PRIVALOVA, P. F. BAKLANOVA. *Soviet J. At. Energy* 36 (1974) 402
(half-life.)
- H. RAMTHUN, W. MULLER. *Int. J. Appl. Radiat. Isotop.* 26 (1975) 589
(half-life.)
- J. LEGRAND, J. P. PEROLAT, C. BAC, J. GORRY. *Int. J. Appl. Radiat. Isotop.* 26 (1975) 179
(gamma - ray emission probabilities.)
- J. PLCH, J. ZDERADICKA, L. KOKTA. *Czech. J. Phys.* 26B (1976) 1344
(gamma-ray emission probability.)
- R. GUNNINK, J. E. EVANS, A. L. PRINDLE. *Report UCRL-52139* (1976)
(LX-, KX- and gamma-ray emission probabilities.)
- A. GENOUX-LUBAIN, G. ARDISSON. *Radiochem. Radioanal. Letters* 33 (1978) 59
(gamma-ray energies and emission probabilities.)
- V. V. OVECHKIN. *Bull. Acad. Sci. URSS, Ser. Phys.* 42(1) (1978) 82
(gamma-ray energies and emission probabilities.)
- A. GENOUX-LUBAIN, G. ARDISSON. *Comp. Rend. Acad. Sci. (Paris)* B287 (1978) 13
(Gamma-ray emission energies and intensities.)

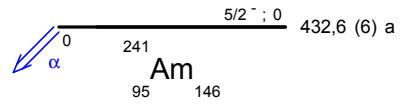
- C. ARDISSON, A. GENOUX-LUBAIN, V. BARCI, G. ARDISSON. Radiochem. Radioanal. Letters 40 (1979) 207 (gamma-ray energies.)
- D. D. COHEN. Nucl. Instrum. Methods 178 (1980) 481 (LX-ray emission probabilities.)
- G. BARREAU, H. G. BORNER, T. VON EGIDY, R. W. HOFF. Z. Phys. A308 (1982) 209 (KX-ray energies.)
- K. DEBERTIN, W. PESSARA. Int. J. Appl. Radiat. Isotop. 34 (1983) 515 (gamma-ray emission probabilities.)
- J. M. R. HUTCHINSON, P. A. MULLEN. Int. J. Appl. Radiat. Isotop. 34 (1983) 543 (gamma-ray emission probabilities.)
- I. AHMAD, J. HINES, J. E. GINDLER. Phys. Rev. C27 (1983) 2239 (LX-, KX-ray energies and KX-, gamma-ray emission probabilities.)
- I. AHMAD. Nucl. Instrum. Methods 223 (1984) 319 (alpha-particle emission probabilities.)
- V. V. OVECHKIN, A. E. KHOKHLOV. Izv. Akad. Nauk SSSR, Ser. Fiz. 48 (1984) 1032 (gamma-ray energies and emission probabilities.)
- G. BORTELS, P. COLLAERS. Appl. Rad. Isotopes 38 (1987) 831 (alpha-particle emission probabilities.)
- B. DENECKE. Appl. Rad. Isotopes 38 (1987) 823 (gamma-ray emission probabilities.)
- V. P. CHECHEV, N. K. KUZMENKO, V. O. SERGEEV, K. P. ARTAMONOVA. Evaluated decay data, Energoatomizdat Ed. Moscow (1988) (gamma-ray energies.)
- D. D. COHEN. Nucl. Instrum. Meth. Phys. Res. A267 (1988) 492 (LX-ray emission probabilities.)
- J. H. HUBBELL. Report NIST 89-4144 (1989) (M fluorescence yield.)
- L. J. MARTIN, P.A.BURNS. Nucl. Instrum. Meth. Phys. Res. A312 (1992) 146 (gamma-ray emission probabilities.)
- C. J. BLAND, J. MOREL, E. ETCHEVERRY, M. C. LÉPY. Nucl. Instrum. Meth. Phys. Res. A312 (1992) 323 (LX-ray emission probabilities.)
- M. C. LÉPY, K. DEBERTIN, H. JANSSEN, U. SCHÖTZIG. Report PTB- Ra-31 (1993) (L X-ray emission intensities.)
- I. AHMAD. Private communication, cited in 1994B112 (1993) (alpha-particle emission probabilities.)
- M. C. LÉPY, B. DUCHEMIN, J. MOREL. Nucl. Instrum. Meth. Phys. Res. A353 (1994) 10 (LX-ray emission probabilities.)
- C. J. BLAND. Nucl. Instrum. Meth. Phys. Res. A339 (1994) 180 (alpha-particle emission probabilities.)
- Y. A. AKOVALI. Nucl. Data Sheets 74 (1995) 461 (Decay scheme.)
- C. C. BUENO, J. A. C.GONÇALVES, M. D. S. SANTOS. Nucl. Instrum. Meth. Phys. Res. A371 (1996) 460 (alpha-particle emission probabilities.)
- A. M. SANCHEZ, P. R. MONTERO, F. V. TOME. Nucl. Instrum. Meth. Phys. Res. A369 (1996) 593 (alpha-particle emission probabilities.)
- P. N. JOHNSON. Nucl. Instrum. Meth. Phys. Res. A369 (1996) 107 (evaluated gamma-ray emission probabilities and internal conversion coefficients.)
- A. ABDUL-HADI. J. Radional. Nucl. Chem 231 (1998) 147 (Gamma-ray emission energies and intensities.)
- A. KOVALIK, E. A. YAKUSHEV, V. M. GOROZHANKIN, M. NOVGORODOV, M. RYSAVY. J. Phys. (London) G24 (1998) 2247 (Conv. Elec. emission energies and intensities.)
- Y. JANG, J. NI. Nucl. Instrum. Meth. Phys. Res. A413 (1998) 239 (Alpha emission intensities.)
- E. SCHÖNFELD, G. RODLOFF. Report PTB 6.11-1, Braunscheig (1999) (XK-ray energies and emission probabilities.)
- N. E. HOLDEN, D. C. HOFFMAN. Pure Appl. Chem. 72 (2000) 1525 (241Am spontaneous fission half-life.)
- R. G. HELMER, C. VAN DER LEUN. Nucl. Instrum. Meth. Phys. Res. A450 (2000) 35 (gamma-ray energies.)

- E. SCHÖNFELD, U. SCHÖTZIG. Appl. Rad. Isotopes 54 (2001) 785
(calculated absolute emission probabilities of LX-rays.)
- M.M. BÉ, R. HELMER, V. CHISTÉ. J. Nucl. Sci. Tech., suppl.2 (2002) 481
(Saisinuc software.)
- G. AUDI, A. H. WAPSTRA, C. THIBAUT. Nucl. Phys. A729 (2003) 337
(Q value.)
- A. IWAHARA, M. A. L. DA SILVA, A. E. CARVALHO FILHO, E. M. DE OLIVEIRA BERNARDES, J. U. DELGADO. Appl. Rad. Isotopes 63 (2005) 107
(absolute emission probabilities of gamma-rays.)
- M. S. BASUNIA. Nucl. Data Sheets 107 (2006) 2323
(^{241}Am decay scheme, ^{237}Np level energies and gamma-ray transition multiplicities.)
- M. C. LÉPY, J. PLAGNARD, L. FERREUX. Appl. Rad. Isotopes 66 (2008) 715
(absolute emission probabilities of LX-rays.)
- V. M. GOROZHANKIN, M. -M. BÉ. Appl. Rad. Isotopes 66 (2008) 722
(ICC for anomalous E1 gamma-ray transitions.)
- T. KIBEDI, W. BURROWS, M. B. TRZHASKOVSKAYA, P. M. DAVIDSON, C. W. NESTOR JR.. Nucl. Instrum. Methods Phys. Res. A589 (2008) 202
(Band-Raman ICC for gamma-ray transitions.)

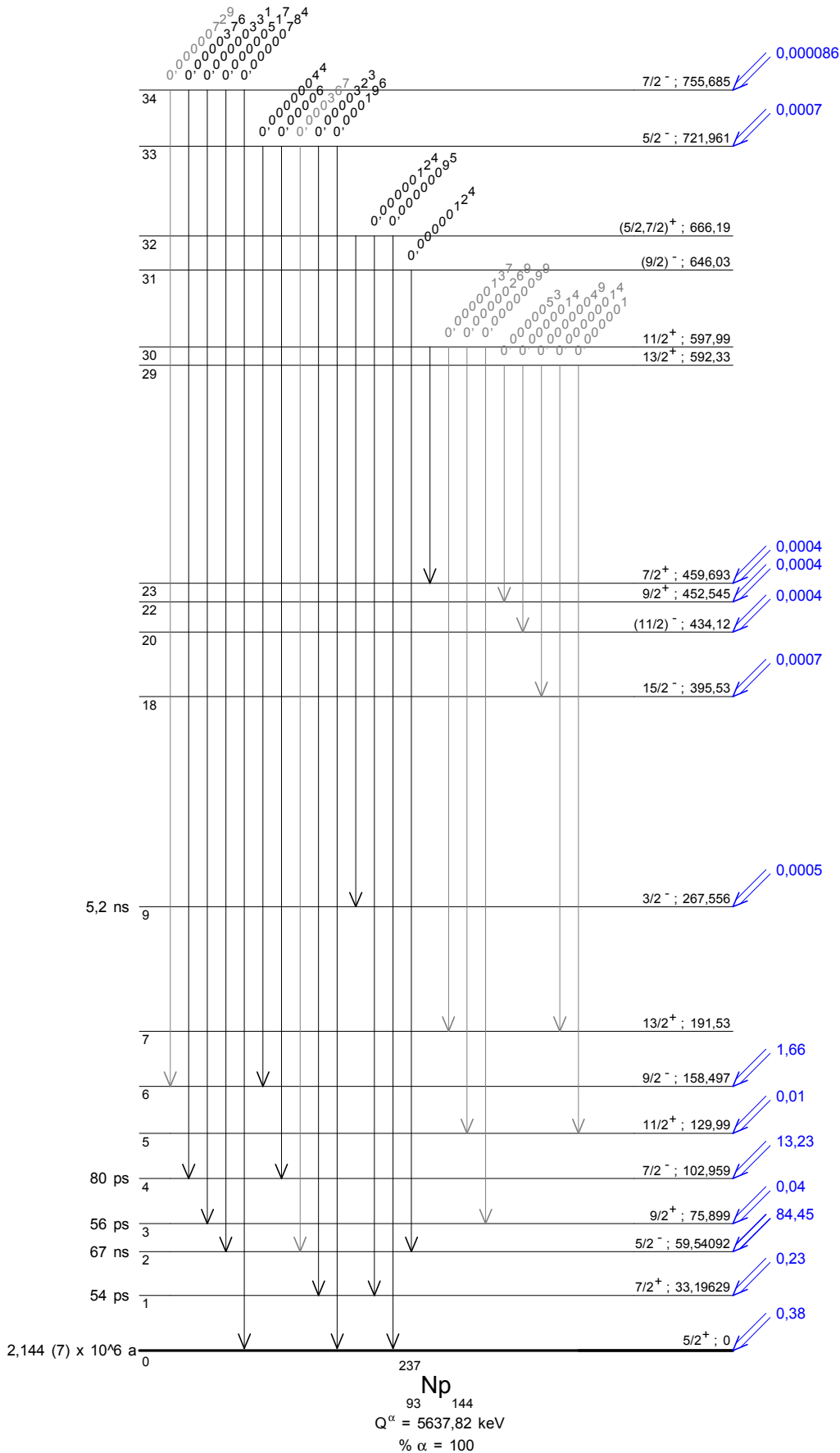


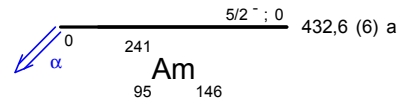
γ Emission intensities per 100 disintegrations



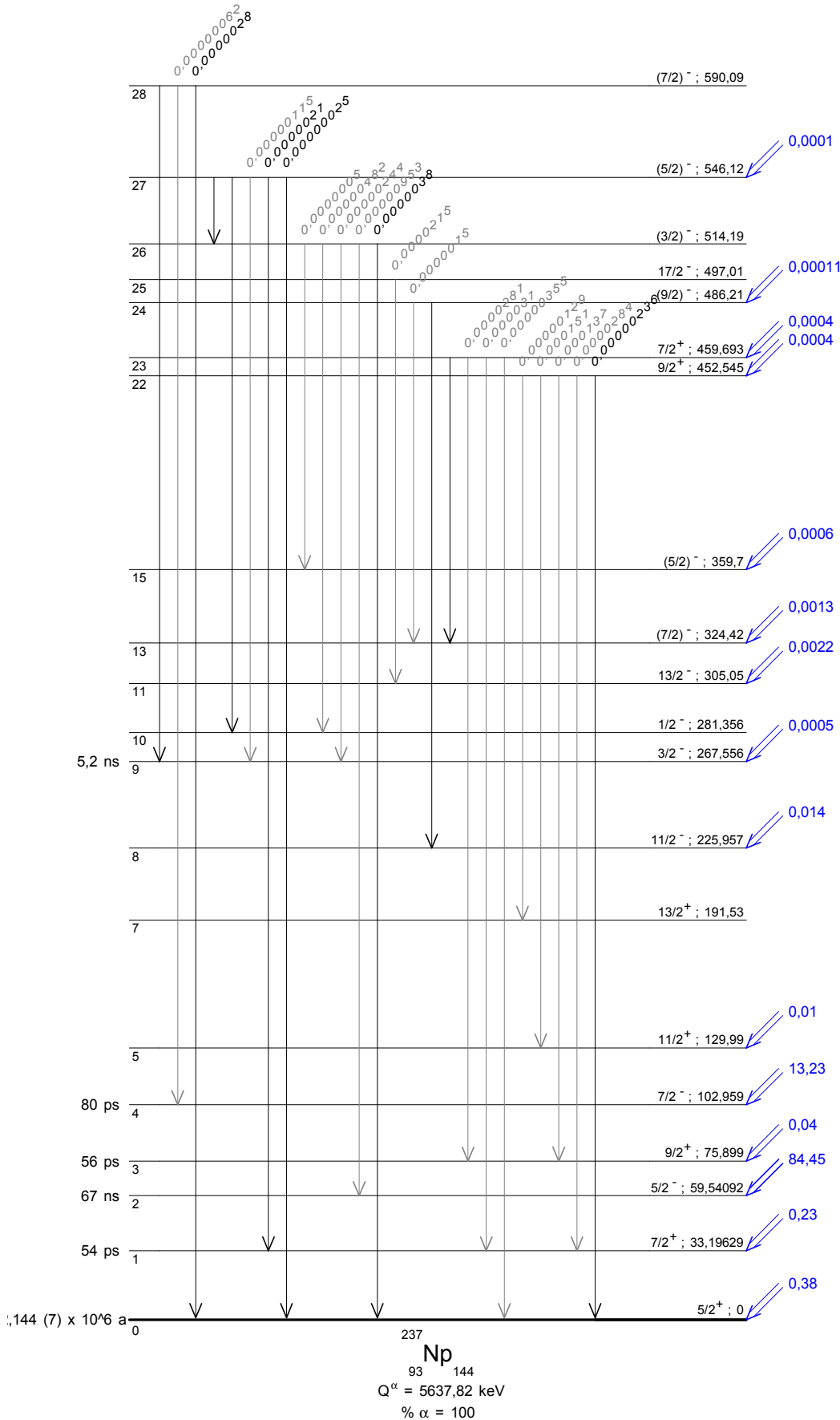


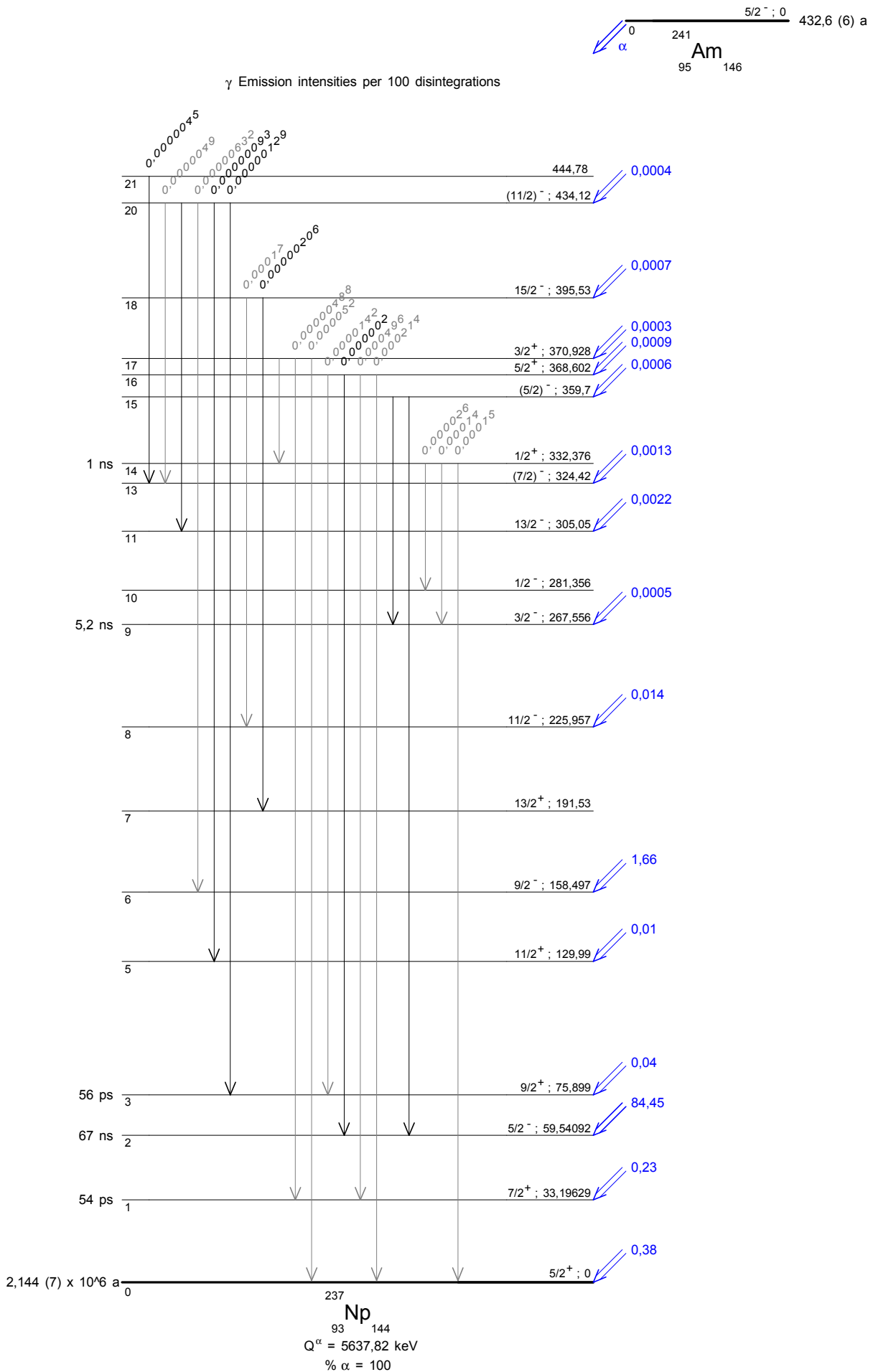
γ Emission intensities per 100 disintegrations

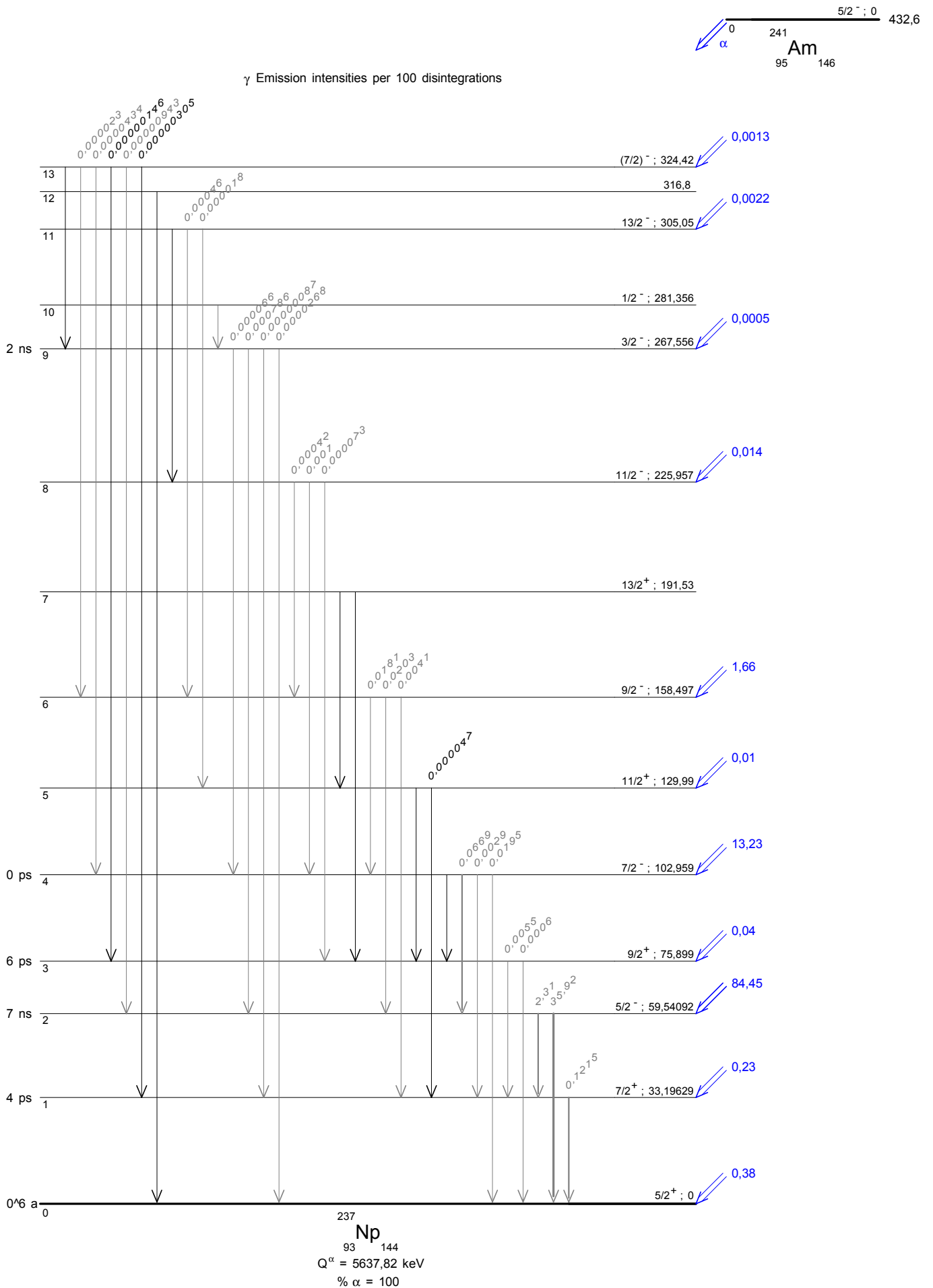


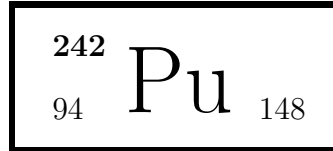


γ Emission intensities per 100 disintegrations









1 Decay Scheme

Pu-242 decays 100% by alpha transitions to U-238 and by spontaneous fission with branching fraction of $5.5 \cdot 10^{-4}$ %. Most of the alpha decay populates the U-238 ground state (76.5 %) and the U-238 first excited level with energy of 44.9 keV (23.4 %).

Le plutonium 242 se désintègre par émission alpha et par fission spontanée dans une proportion de $5,5 \cdot 10^{-4}$ %. L'émission alpha a lieu principalement vers le niveau excité de 44,9 keV (23,4 %) et le niveau fondamental (76,5 %) de l'uranium 238.

2 Nuclear Data

$T_{1/2}(^{242}\text{Pu})$:	3,73	(3)	10^5	a
$T_{1/2}(^{238}\text{U})$:	4,468	(5)	10^9	a
$Q^\alpha(^{242}\text{Pu})$:	4984,5	(10)	keV	

2.1 α Transitions

	Energy keV	Probability $\times 100$	F
$\alpha_{0,3}$	4677,3 (10)	0,00084 (6)	609
$\alpha_{0,2}$	4836,1 (10)	0,0304 (13)	238
$\alpha_{0,1}$	4939,6 (10)	23,44 (17)	1,62
$\alpha_{0,0}$	4984,5 (10)	76,53 (17)	1

2.2 Gamma Transitions and Internal Conversion Coefficients

	Energy keV	$P_{\gamma+ce}$ $\times 100$	Multipolarity	α_K	α_L	α_M	α_T
$\gamma_{1,0}(\text{U})$	44,915 (13)	23,5 (7)	E2		445 (9)	122,8 (25)	610 (12)
$\gamma_{2,1}(\text{U})$	103,50 (4)	0,0313 (16)	E2		8,27 (17)	2,29 (5)	11,36 (23)
$\gamma_{3,2}(\text{U})$	158,80 (8)	0,00084 (6)	E2	0,210 (4)	1,180 (24)	0,326 (7)	1,83 (4)

3 Atomic Data

3.1 U

ω_K	:	0,970	(4)
$\bar{\omega}_L$:	0,500	(19)
n_{KL}	:	0,794	(5)

3.1.1 X Radiations

	Energy keV	Relative probability
X_K		
$K\alpha_2$	94,666	62,47
$K\alpha_1$	98,44	100
$K\beta_3$	110,421	}
$K\beta_1$	111,298	}
$K\beta_5''$	111,964	}
		36,06
$K\beta_2$	114,407	}
$K\beta_4$	115,012	}
$KO_{2,3}$	115,377	}
X_L		
$L\ell$	11,62	
$L\alpha$	13,44 – 13,62	
$L\eta$	15,4	
$L\beta$	15,73 – 18,21	
$L\gamma$	19,51 – 21,73	

3.1.2 Auger Electrons

	Energy keV	Relative probability
Auger K		
KLL	71,78 – 80,95	100
KLX	88,15 – 98,43	59,6
KXY	104,51 – 115,59	8,88
Auger L	5,1 – 21,6	

4 α Emissions

	Energy keV	Probability $\times 100$
$\alpha_{0,3}$	4600,1 (10)	0,00084 (6)
$\alpha_{0,2}$	4756,2 (10)	0,0304 (13)
$\alpha_{0,1}$	4858,2 (10)	23,44 (17)
$\alpha_{0,0}$	4902,3 (10)	76,53 (17)

5 Electron Emissions

		Energy keV		Electrons per 100 disint.
e _{AL}	(U)	5,1 - 21,6		8,40 (19)
e _{AK}	(U)			0,00000188 (29)
		KLL 71,78 - 80,95	}	
		KLX 88,15 - 98,43	}	
		KXY 104,51 - 115,59	}	
ec _{1,0 L}	(U)	23,157 - 27,747		17,1 (5)
ec _{1,0 M}	(U)	39,367 - 41,360		4,72 (14)
ec _{1,0 N}	(U)	43,474 - 44,536		1,28 (4)

6 Photon Emissions**6.1 X-Ray Emissions**

		Energy keV		Photons per 100 disint.
XL	(U)	11,62 — 21,73		8,71 (21)
XK α_2	(U)	94,666		0,0000180 (13) } K α
XK α_1	(U)	98,44		0,0000288 (21) }
XK β_3	(U)	110,421	}	
XK β_1	(U)	111,298	}	0,0000104 (8) K' β_1
XK β_5''	(U)	111,964	}	
XK β_2	(U)	114,407	}	
XK β_4	(U)	115,012	}	0,00000355 (27) K' β_2
XK $O_{2,3}$	(U)	115,377	}	

6.2 Gamma Emissions

	Energy keV	Photons per 100 disint.
$\gamma_{1,0}(\text{U})$	44,915 (13)	0,0384 (8)
$\gamma_{2,1}(\text{U})$	103,50 (4)	0,00253 (12)
$\gamma_{3,2}(\text{U})$	158,80 (8)	0,000298 (20)

7 Main Production Modes

$\left\{ \begin{array}{l} \text{Pu} - 241(\text{n},\gamma)\text{Pu} - 242 \\ \text{Possible impurities : Pu} - 238, \text{Pu} - 239, \text{Pu} - 240, \text{Pu} - 241, \text{Am} - 241 \end{array} \right.$

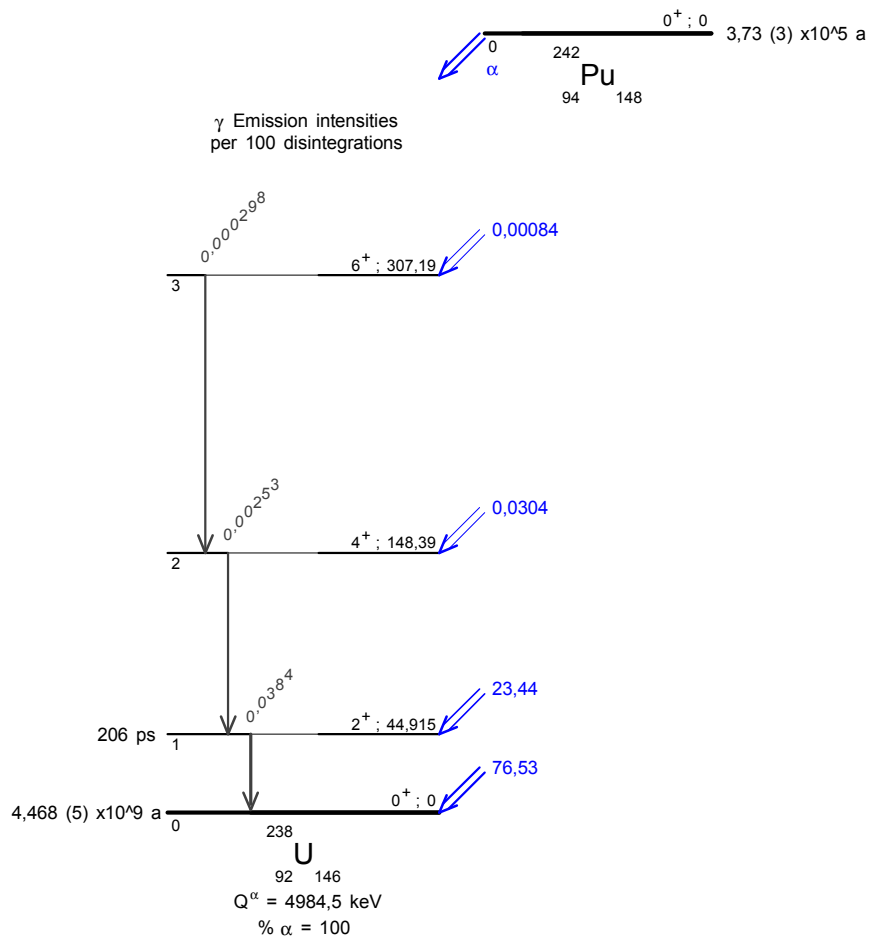
$\left\{ \begin{array}{l} \text{Am} - 241(\text{n},\gamma)\text{Am} - 242 \\ \text{Possible impurities : Am} - 241, \text{Cm} - 242 \end{array} \right.$

$\text{Am} - 242(\text{E.C.})\text{Pu} - 242$

8 References

- F. ASARO. PhD Thesis, Univ. of California, Livermore, CA, Report UCRL-2180 (1953)
(Alpha-particle energies and emission probabilities.)
- J. P. BUTLER, M. LOUNSBURY, J. MERRITT. Can. J. Chem. 34 (1956) 253
(Half-life.)
- J. P. BUTLER, T. A. EASTWOOD, T. L. COLLINS, M. E. JONES, F. M. ROURKE, R. P. SCHUMAN. Phys. Rev. 103 (1956) 634
(Half-life, SF half-life.)
- J. P. HUMMEL. Report UCRL-3456 (1956)
(Alpha-particle energies and emission probabilities.)
- L. M. KONDRATEV, G. I. NOVIKOVA, Y. P. SOBOLEV, L. L. GOLDIN. Zh. Eksp. Teor. Fiz. 31(1956)771; Sov. Phys. JETP 4 (1956) 645
(Alpha-particle energies and emission probabilities.)
- J. F. MECH, H. DIAMOND, M. H. STUDIER, P. R. FIELDS, A. HIRSCH, C. M. STEPHENS, R. F. BARNES, D. J. HENDERSON, J. R. HUIZENGA. Phys. Rev. 103 (1956) 340
(Half-life, SF half-life.)
- M. H. STUDIER, A. HIRCH. Private Comm. - Quoted in 1956Me37 (1956)
(SF half-life.)
- V. A. DRUIN, V. P. PERELYGIN, G. I. KHLEBNIKOV. Soviet Phys. JETP 13 (1961) 913
(SF half-life.)
- L. Z. MALKIN, I. D. ALKHAZOV, A. S. KRIVOKHATSKY, K. A. PETRZHAK. At. Energ. USSR 15(1963)158; Sov. J. At. Energ. 15 (1964) 851
(SF half-life.)
- J. A. BEARDEN. Rev. Mod. Phys. 39 (1967) 78
(X-ray energies.)
- S. A. BARANOV, V. M. KULAKOV, V. M. SHATINSKII. Nucl. Phys. 7 (1968) 442
(Alpha-particle energies.)
- C. E. BEMIS JR., J. HALPERIN, R. EBY. J. Inorg. Nucl. Chem. 31 (1969) 599
(Half-life.)
- R. W. DURHAM, F. MOLSON. Can. J. Phys. 48 (1970) 716
(Half-life.)
- M. SCHMORAK, C. E. BEMIS JR., M. J. ZENDER, N. B. GOVE, P. F. DITTNER. Nucl. Phys. A178 (1972) 410
(Gamma-ray energies and emission probabilities.)

- L. S. BULYANITSA, A. M. GEIDELMAN, Y. S. EGOROV, L. M. KRIZHANSKII, A. A. LIPOVSKII, L. D. PREOBRAZHENSKAYA, A. V. LOVTSYUS, Y. V. KHOLNOV. Bull. Akad. Sci. USSR, Phys. Ser. 40 (1976) 42
(Half-life.)
- S. A. BARANOV, A. G. ZELENKOV, V. M. KULAKOV. Sov. At. Energy 41 (1976) 987
(Alpha-emission probabilities.)
- D. W. OSBORNE, H. E. FLOTOW. Phys. Rev. C14 (1976) 1174
(Half-life.)
- J. W. MEADOWS. Report BNL-NCS-24273 (1978) 10
(Half-life, SF half-life.)
- S. K. AGGARWAL, S. N. ACHARYA, A. R. PARAB, H. C. JAIN. Phys. Rev. C20 (1979) 1135
(Half-Life.)
- N. A. KHAN, H. A. KHAN, K. GUL, M. ANWAR, G. HUSSAIN, R. A. AKBAR, A. WAHEED, M. S. SHAIKH. Nucl. Instrum. Methods 173 (1980) 163
(SF half-life.)
- A. LORENZ. IAEA Tech. Rep. Ser., No 261 (1986)
(Evaluated decay data.)
- R. VANINBROUKX, G. BORTELS, B. DENECKE. Int. J. Appl. Radiat. Isotop. 37 (1986) 1167
(Alpha-, gamma-ray emission probabilities.)
- YU. A. SELITSKY, V. B. FUNSHTEIN, V. A. YAKOVLEV. Proc. 38th Ann. Conf. Nucl. Spectrosc. Struct. (1988) 131
(SF half-life.)
- YU. S. POPOV, I. B. MAKAROV, D. KH. SRUROV, E. A. ERIN. Radiokhimiya 32(1990)2; Sov. J. Radiochemistry 32 (1990) 425
(MX-, LX- ray relative emission probabilities.)
- A. RYTZ. At. Data Nucl. Data Tables. 47 (1991) 205
(Alpha-emission energies.)
- M.C. LÉPY, B. DUCHEMIN, J. MOREL. Nucl. Instrum. Meth. Phys. Res. A353 (1994) 10
(LX-ray energies and emission probabilities.)
- E. SCHÖNFELD, H. JANSSEN. Nucl. Instrum. Meth. Phys. Res. A369 (1996) 527
(Atomic data.)
- E. SCHÖNFELD, G. RODLOFF. Report PTB-6.11 (1999)
(KX-ray energies and relative emission probabilities.)
- E. SCHÖNFELD, H. JANSSEN. Appl. Rad. Isotop. 52 (2000) 595
(X-ray and Auger electron emission probabilities, EMISSION code.)
- N. E. HOLDEN, D. C. HOFFMAN. Pure Appl. Chem. 72 (2000) 1525
(SF half-life.)
- F. E. CHUKREEV, V. E. MAKARENKO, M. J. MARTIN. Nucl. Data Sheets 97 (2002) 129
(Decay Scheme, 238U level energies, gamma-ray multipolarities.)
- G. AUDI, A. H. WAPSTRA, C. THIBAUT. Nucl. Phys. A729 (2003) 337
(Q value.)
- M. M. BÉ, V. CHISTÉ, C. DULIEU, E. BROWNE, V. CHECHEV, N. KUZMENKO, R. HELMER, A. NICHOLS, E. SCHONFELD, R. DERSCH. Table of Radionuclides (Vol.2 - A = 151 to 242), Monographie BIPM-5, Vol. 2, Bureau International des Poids et Mesures (2004)
(242Pu Decay Data Evaluation.)
- V. P. CHECHEV. Proc. Intern. Conf. Nuclear Data for Science and Technology, Santa Fé, New Mexico, 26 September-1 October 2004 (2005)
(242Pu Decay Data Evaluation.)
- T. KIBÉDI, T. W. BURROWS, M. B. TRZHASKOVSKAYA, P. M. DAVIDSON, C. W. NESTOR JR. Nucl. Instrum. Meth. Phys. Res. A589 (2008) 202
(Theoretical ICC.)





1 Decay Scheme

Am-242 decays by beta- emission to the first excited level and ground state of Cm-242 (83.1 %), and by electron capture decay to the first excited level and ground state of Pu-242 (16.9 %).

L'américium 242 se désintègre par émission bêta moins (83,1 %) vers un niveau excité et le niveau fondamental de curium 242, et par capture électronique vers le plutonium 242.

2 Nuclear Data

$T_{1/2}({}^{242}\text{Am})$:	16,01	(2)	h
$T_{1/2}({}^{242}\text{Pu})$:	3,73	(3)	10^5 a
$T_{1/2}({}^{242}\text{Cm})$:	162,86	(8)	d
$Q^-({}^{242}\text{Am})$:	664,5	(4)	keV
$Q^+({}^{242}\text{Am})$:	751,3	(7)	keV

2.1 β^- Transitions

	Energy keV	Probability $\times 100$	Nature	lg ft
$\beta_{0,1}^-$	622,4 (4)	45,8 (23)	1st forbidden non-unique	6,84
$\beta_{0,0}^-$	664,5 (4)	37,3 (23)	1st forbidden non-unique	7,03

2.2 Electron Capture Transitions

	Energy keV	Probability $\times 100$	Nature	lg ft	P_K	P_L	P_M
$\epsilon_{0,1}$	706,8 (7)	10,6 (5)	1st forbidden non-unique	7,26	0,7261 (23)	0,2016 (15)	0,0532 (10)
$\epsilon_{0,0}$	751,3 (7)	6,3 (6)	1st forbidden non-unique	7,55	0,7303 (22)	0,1987 (15)	0,0522 (10)

2.3 Gamma Transitions and Internal Conversion Coefficients

	Energy keV	$P_{\gamma+ce}$ $\times 100$	Multipolarity	α_L	α_M	α_T
$\gamma_{1,0}(\text{Cm})$	42,13 (5)	45,8 (23)	E2	836 (13)	235 (4)	1155 (17)
$\gamma_{1,0}(\text{Pu})$	44,54 (2)	10,6 (5)	E2	543 (8)	151,6 (22)	748 (11)

3 Atomic Data

3.1 Pu

ω_K	:	0,971	(4)
$\bar{\omega}_L$:	0,521	(20)
n_{KL}	:	0,790	(5)

3.1.1 X Radiations

	Energy keV	Relative probability	
X _K	K α_2	99,525	
	K α_1	103,734	
	K β_3	116,244	}
	K β_1	117,228	}
	K β_5''	117,918	}
	K β_2	120,54	}
	K β_4	120,969	}
	KO _{2,3}	121,543	}
	X _L	L ℓ	12,124
		L α	14,087 – 14,282
L η		16,333	
L β		16,498 – 18,541	
L γ		21,42 – 22,153	

3.1.2 Auger Electrons

	Energy keV	Relative probability
Auger K	KLL	75,263 – 85,357
	KLX	92,607 – 103,729
	KXY	109,93 – 121,78
	Auger L	6,09 – 13,83
		4700

3.2 Cm

ω_K	:	0,972	(4)
$\bar{\omega}_L$:	0,538	(23)
n_{KL}	:	0,785	(5)

3.2.1 X Radiations

	Energy keV	Relative probability
X _L		
L ℓ	12,633	
L α	14,746 – 14,961	
L η	17,314	
L β	17,286 – 19,688	
L γ	22,735 – 23,527	

3.2.2 Auger Electrons

	Energy keV	Relative probability
Auger L	6,19 – 14,46	

4 Electron Emissions

		Energy keV	Electrons per 100 disint.
e _{AL}	(Pu)	6,09 - 13,83	9,9 (5)
e _{AK}	(Pu)		0,36 (4)
	KLL	75,263 - 85,357	}
	KLX	92,607 - 103,729	}
	KXY	109,93 - 121,78	}
e _{AL}	(Cm)	6,19 - 14,46	15,4 (10)
e _{AK}	(Cm)		
ec _{1,0 L}	(Cm)	17,60 - 23,16	33,1 (18)
ec _{1,0 L}	(Pu)	21,44 - 26,48	7,7 (4)
ec _{1,0 M₊}	(Cm)	35,79 - 42,11	12,7 (7)
ec _{1,0 M₊}	(Pu)	38,61 - 44,53	2,9 (2)
$\beta_{0,1}^-$	max:	622,4 (4)	45,8 (23)
$\beta_{0,1}^-$	avg:	185,92 (14)	
$\beta_{0,0}^-$	max:	664,5 (4)	37,3 (23)
$\beta_{0,0}^-$	avg:	200,17 (14)	

5 Photon Emissions

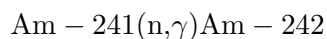
5.1 X-Ray Emissions

		Energy keV	Photons per 100 disint.	
XL	(Pu)	12,124 — 22,153	10,8 (5)	
XK α_2	(Pu)	99,525	3,55 (17)	} K α
XK α_1	(Pu)	103,734	5,6 (3)	
XK β_3	(Pu)	116,244	}	} K' β_1
XK β_1	(Pu)	117,228	}	
XK β_5''	(Pu)	117,918	}	
XK β_2	(Pu)	120,54	}	} K' β_2
XK β_4	(Pu)	120,969	}	
XKO _{2,3}	(Pu)	121,543	}	
XL	(Cm)	12,633 — 23,527	18,0 (11)	

5.2 Gamma Emissions

	Energy keV	Photons per 100 disint.	
$\gamma_{1,0}(\text{Cm})$	42,13 (5)	0,040 (2)	
$\gamma_{1,0}(\text{Pu})$	44,54 (2)	0,014 (1)	

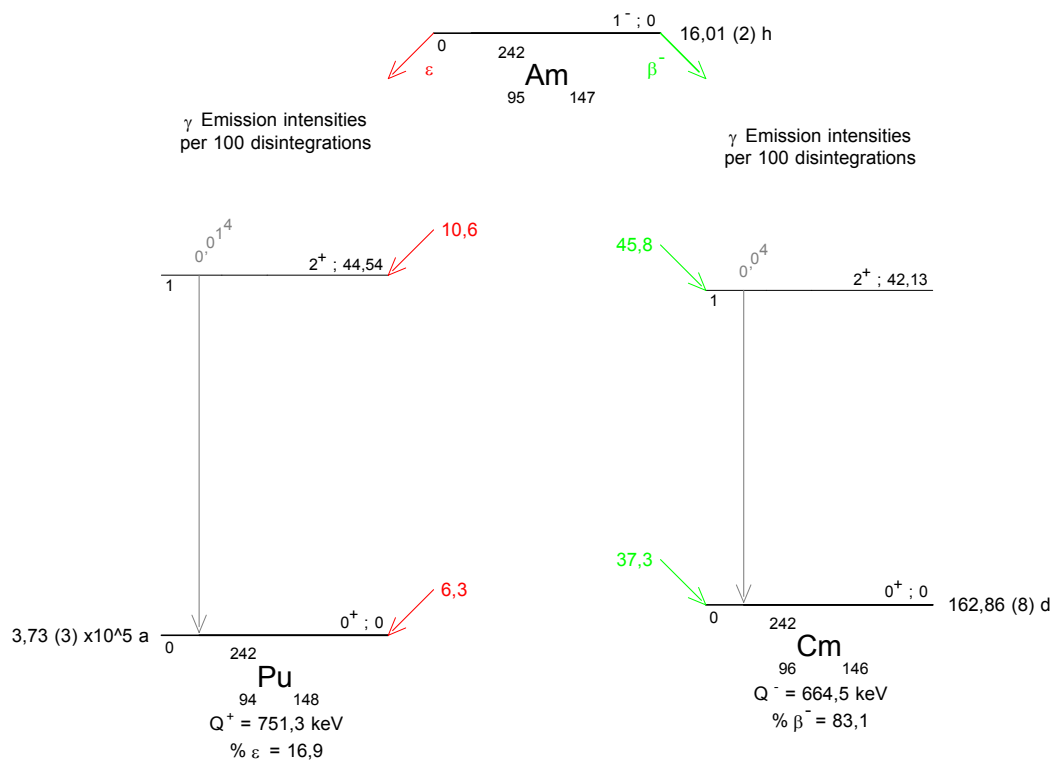
6 Main Production Modes



7 References

- T.K.KEENAN, R.A.PENNEMAN, B.B.McINTEER. J. Chem. Phys. 21 (1953) 1802
(Half-life)
- S.A.BARANOV, K.N. SHLYAGIN. Conf. Acad. Sci. USSR (1955) 183
(Gamma ray energies, Beta minus/Electron Capture ratio, Conv. Elec. probabilities/Beta probabilities ratio, EC and Beta branching fractions)
- R.W.HOFF, H. JAFFE, T.O. PASSELL, F.S. STEPHENS, E.K.HULET, S.G. THOMPSON. Phys. Rev. 100 (1955) 1403
(Beta minus/Electron Capture ratio)
- R.F. BARNES, D.J. HENDERSON, A.L. HARKNESS, H. DIAMOND. J. Inorg. Nucl. Chem. 9 (1959) 105
(EC branching fraction)
- R.W. HOFF, E.K. HULET. M.C. MICHEL. J. Nucl. Energy 8 (1959) 224
(Beta minus/Electron Capture ratio)

- F. ASARO, I. PERLMAN, J.O. RASMUSSEN, S.G. THOMPSON. Phys. Rev. 120 (1960) 934
(Beta minus/Electron Capture ratio)
- R. MARRUS, J. WINOCUR. Phys. Rev. 124 (1961) 1904
(Spin state)
- B.M. ALEKSANDROV, M.A. BAK, V.V. BERDIKOV, R.B. IVANOV, A.S. KRIVOKHATSKII, V.G. NEDOVESOV, K.A. PETRZHAK, YU.G. PETROV, YU.F. ROMANOV, E.A. SHLYAMIN. Sov. At. Energy 27 (1969) 724
(Half-life, Beta minus/Electron Capture ratio, Alpha Decay)
- R. GASTEIGER, G. HOEHLEIN, W. WEINLAENDER. Radiochim. Acta 11 (1969) 158
(Beta minus/Electron Capture ratio)
- V.YA. GABESKIRIYA. Sov. At. Energy 32 (1972) 201
(Beta minus/Electron Capture ratio)
- F.P. LARKINS. At. Data Nucl. Data Tables 20 (1977) 311
(Auger electron energies)
- Ts. VYLOV, V.M. GOROZHANKIN, Zh. ZHELEV, A.I. IVANOV, R.B. IVANOV, V.G. KALINNIKOV, M.YA. KUZNETSOVA, N.A. LEBEDEV, M.A. MIKHAILOVA, A.I. MUMINOV, A.F. NOVGORODOV, YU.V. NORSEEV, Sh. OMANOV, B.P. OSIPENKO, E.K. STEPANOV, ET AL.. Spectra of Radiations of Radioactive Nuclides, Editor: K.Ya. Gromov, FAN Publishing, Tashkent, USSR (1980)
(X-ray and Gamma-ray Energies and Emission Probabilities)
- K. WISSHAK, J. WICKENHAUSER, F. KAPPELER, G. REFFO, F. FABBI. Nucl. Sci. Eng. 81 (1982) 396
(Half-life)
- E. SCHÖNFELD, H. JANSSEN. Nucl. Instrum. Methods Phys. Res. A369 (1996) 527
(XK-rays, XL-rays, Auger Electrons)
- E. SCHÖNFELD, G. RODLOFF. PTB Report-6.11-98-1 (1998)
(Auger Electrons)
- E.SCHÖNFELD, G. RODLOFF. PTB Report PTB-6.11-1999-1 (1999)
(XK-rays)
- Y.A.AKOVALI. Nucl. Data Sheets 96 (2002) 177
(Nuclear levels)
- I.M.BAND, M.B. TRZHASKOVSKAYA, C.W. NESTOR JR., P.O. TIKKANEN, S. RAMAN. At. Data Nucl. Data Tables 81 (2002) 1
(Theoretical ICC)
- S. RAMAN, C.W. NESTOR JR., A. ICHIHARA, M.B. TRZHASKOVSKAYA. Phys. Rev. C66 (2002) 044312
(Theoretical ICC)
- G. AUDI, A.H. WAPSTRA, C. THIBAUT. Nucl Phys A729 (2003) 337
(Q-value)
- T. KIBÉDI, T.W. BURROWS, M.B. TRZHASKOVSKAYA, P.M. DAVIDSON, C.W. NESTOR JR.. Nucl. Instrum. Methods Phys. Res. A589 (2008) 202
(Theoretical ICC)





1 Decay Scheme

Am-243 decays by emission of alpha particles to Np-239, with a minute branch of $3.8 (7) 10^{-9} \%$ by spontaneous fission.

L'américium 243 se désintègre par émission alpha vers le neptunium 239. Un faible branchement (3,8 (7) $10^{-9} \%$) par fission spontanée existe.

2 Nuclear Data

$T_{1/2}(^{243}\text{Am})$:	7367	(23)	a
$T_{1/2}(^{239}\text{Np})$:	2,356	(3)	d
$Q^\alpha(^{243}\text{Am})$:	5438,8	(10)	keV

2.1 α Transitions

	Energy keV	Probability $\times 100$	F
$\alpha_{0,16}$	4774 (3)	0,0017 (5)	7,2
$\alpha_{0,15}$	5001 (3)	0,000085	5400
$\alpha_{0,14}$	5013 (3)	0,00018	3000
$\alpha_{0,13}$	5029 (3)	0,00034	2000
$\alpha_{0,12}$	5081 (3)	0,0009 (4)	900
$\alpha_{0,11}$	5092 (3)	0,0009 (4)	
$\alpha_{0,10}$	5113 (3)	0,0020 (6)	700
$\alpha_{0,9}$	5119 (3)	0,0020 (6)	
$\alpha_{0,8}$	5173 (5)	0,0055 (6)	1100
$\alpha_{0,7}$	5199 (1)	0,010 (1)	900
$\alpha_{0,6}$	5268 (1)	1,383 (7)	17,7
$\alpha_{0,4}$	5320,9 (10)	11,46 (5)	4,71
$\alpha_{0,3}$	5363,6 (10)	86,74 (5)	1,14
$\alpha_{0,1}$	5410 (1)	0,192 (3)	95
$\alpha_{0,0}$	5438,9 (23)	0,240 (3)	1120

2.2 Gamma Transitions and Internal Conversion Coefficients

	Energy keV	$P_{\gamma+ce}$ $\times 100$	Multipolarity	α_K	α_L	α_M	α_T
$\gamma_{1,0}(\text{Np})$	31,130 (21)	12,7 (30)	M1+3,08%E2		195 (10)	50 (3)	263 (13)
$\gamma_{4,3}(\text{Np})$	43,2	10,1	M1+12,6%E2		114 (13)	30 (4)	154 (18)
$\gamma_{3,1}(\text{Np})$	43,53 (2)	12,62 (23)	E1		0,856 (12)	0,215 (3)	1,143 (16)
$\gamma_{6,5}(\text{Np})$	50,6 (10)	0,011 (2)	(E1)		0,58 (4)	0,144 (9)	0,77 (5)
$\gamma_{6,4}(\text{Np})$	55,18 (5)	1,81 (26)	M1+26,4%E2		78 (10)	21 (3)	107 (14)
$\gamma_{3,0}(\text{Np})$	74,66 (2)	85,7 (16)	E1		0,207 (3)	0,0512 (8)	0,276 (4)
$\gamma_{4,1}(\text{Np})$	86,71 (2)	0,41 (1)	E1		0,1401 (20)	0,0345 (5)	0,186 (3)
$\gamma_{6,3}(\text{Np})$	98,360 (44)	0,25 (4)	(E2)		11,31 (20)	3,15 (6)	15,6 (3)
$\gamma_{4,0}(\text{Np})$	117,84 (15)	0,62 (5)	E1		0,0634 (10)	0,01551 (23)	0,0842 (13)
$\gamma_{6,1}(\text{Np})$	141,90 (6)	0,141 (10)	E1	0,1723 (25)	0,0391 (6)	0,00955 (14)	0,224 (4)
$\gamma_{7,2}(\text{Np})$	169	0,0014	(E1)	0,1156 (23)	0,0251 (6)	0,00612 (13)	0,149 (3)
$\gamma_{9,5}(\text{Np})$	195,0 (18)	0,001	(E1)	0,0833 (22)	0,0176 (5)	0,00428 (12)	0,107 (3)

3 Atomic Data

3.1 Np

ω_K	:	0,971	(4)
$\bar{\omega}_L$:	0,511	(20)
n_{KL}	:	0,791	(5)

3.1.1 X Radiations

	Energy keV	Relative probability		
X_K	$K\alpha_2$	97,069	62,82	
	$K\alpha_1$	101,059	100	
	$K\beta_3$	113,303	}	
	$K\beta_1$	114,234		
	$K\beta_5''$	114,912	36,21	
	$K\beta_2$	117,463	}	
	$K\beta_4$	117,876		
	$KO_{2,3}$	118,429		12,47
	X_L	$L\ell$	11,871	
		$L\alpha$	13,671 – 13,946	
$L\eta$		15,861		
$L\beta$		16,109 – 17,992		
$L\gamma$		20,784 – 21,491		

3.1.2 Auger Electrons

	Energy keV	Relative probability
Auger K		
KLL	73,501 – 83,134	100
KLX	90,358 – 101,054	60,2
KXY	107,19 – 118,66	9,06
Auger L	6,04 – 13,52	

4 α Emissions

	Energy keV	Probability $\times 100$
$\alpha_{0,16}$	4695 (3)	0,0017 (5)
$\alpha_{0,15}$	4919 (3)	0,000085
$\alpha_{0,14}$	4930 (3)	0,00018
$\alpha_{0,13}$	4946 (3)	0,00034
$\alpha_{0,12}$	4997 (3)	0,0009 (4)
$\alpha_{0,11}$	5008 (3)	0,0009 (4)
$\alpha_{0,10}$	5029 (3)	0,0020 (6)
$\alpha_{0,9}$	5035 (3)	0,0020 (6)
$\alpha_{0,8}$	5088 (5)	0,0055 (6)
$\alpha_{0,7}$	5113 (1)	0,010 (1)
$\alpha_{0,6}$	5181 (1)	1,383 (7)
$\alpha_{0,4}$	5233,3 (10)	11,46 (5)
$\alpha_{0,3}$	5275,3 (10)	86,74 (5)
$\alpha_{0,1}$	5321 (1)	0,192 (3)
$\alpha_{0,0}$	5349,4 (23)	0,240 (3)

5 Electron Emissions

	Energy keV	Electrons per 100 disint.
e _{AL}	(Np) 6,04 - 13,52	18,4 (11)
e _{AK}	(Np)	0,00058 (9)
	KLL 73,501 - 83,134	}
	KLX 90,358 - 101,054	}
	KXY 107,19 - 118,66	}

		Energy keV	Electrons per 100 disint.
ec _{1,0} L	(Np)	8,70 - 13,52	9,4 (22)
ec _{4,3} L	(Np)	20,8 - 25,6	7,4 (8)
ec _{3,1} L	(Np)	21,10 - 25,92	5,04 (11)
ec _{1,0} M	(Np)	25,39 - 27,47	2,4 (6)
ec _{1,0} N	(Np)	29,63 - 30,73	0,65 (15)
ec _{6,4} L	(Np)	32,753 - 37,570	1,10 (33)
ec _{4,3} M	(Np)	37,5 - 39,5	1,95 (26)
ec _{3,1} M	(Np)	37,79 - 39,87	1,266 (28)
ec _{4,3} N	(Np)	41,7 - 42,8	0,53 (6)
ec _{3,1} N	(Np)	42,03 - 43,13	0,336 (7)
ec _{6,4} M	(Np)	49,441 - 51,516	0,30 (9)
ec _{3,0} L	(Np)	52,23 - 57,05	13,91 (32)
ec _{6,4} N	(Np)	53,679 - 54,777	0,08 (2)
ec _{3,0} M	(Np)	68,92 - 71,00	3,44 (8)
ec _{3,0} N	(Np)	73,16 - 74,26	0,917 (21)
ec _{6,3} L	(Np)	76,073 - 80,890	0,17 (2)
ec _{6,3} M	(Np)	92,761 - 94,836	0,05 (1)

6 Photon Emissions

6.1 X-Ray Emissions

		Energy keV	Photons per 100 disint.	
XL	(Np)	11,871 — 21,491	18,9 (7)	
XK α_2	(Np)	97,069	0,0058 (4)	} K α
XK α_1	(Np)	101,059	0,0092 (7)	}
XK β_3	(Np)	113,303	}	
XK β_1	(Np)	114,234	}	K' β_1
XK β_5''	(Np)	114,912	}	
XK β_2	(Np)	117,463	}	
XK β_4	(Np)	117,876	}	K' β_2
XKO _{2,3}	(Np)	118,429	}	

6.2 Gamma Emissions

	Energy keV	Photons per 100 disint.
$\gamma_{1,0}(\text{Np})$	31,14 (3)	0,048 (11)
$\gamma_{4,3}(\text{Np})$	43,1	0,065
$\gamma_{3,1}(\text{Np})$	43,53 (2)	5,89 (10)
$\gamma_{6,5}(\text{Np})$	50,6 (10)	0,0062 (10)
$\gamma_{6,4}(\text{Np})$	55,18 (5)	0,0168 (11)
$\gamma_{3,0}(\text{Np})$	74,66 (2)	67,2 (12)
$\gamma_{4,1}(\text{Np})$	86,71 (2)	0,346 (9)
$\gamma_{6,3}(\text{Np})$	98,5 (2)	0,0151 (21)
$\gamma_{4,0}(\text{Np})$	117,60 (15)	0,57 (5)
$\gamma_{6,1}(\text{Np})$	141,90 (6)	0,115 (8)
$\gamma_{7,2}(\text{Np})$	169	0,0012
$\gamma_{9,5}(\text{Np})$	195,0 (18)	0,00085

7 Main Production Modes

Pu – 239(mult. n capture)

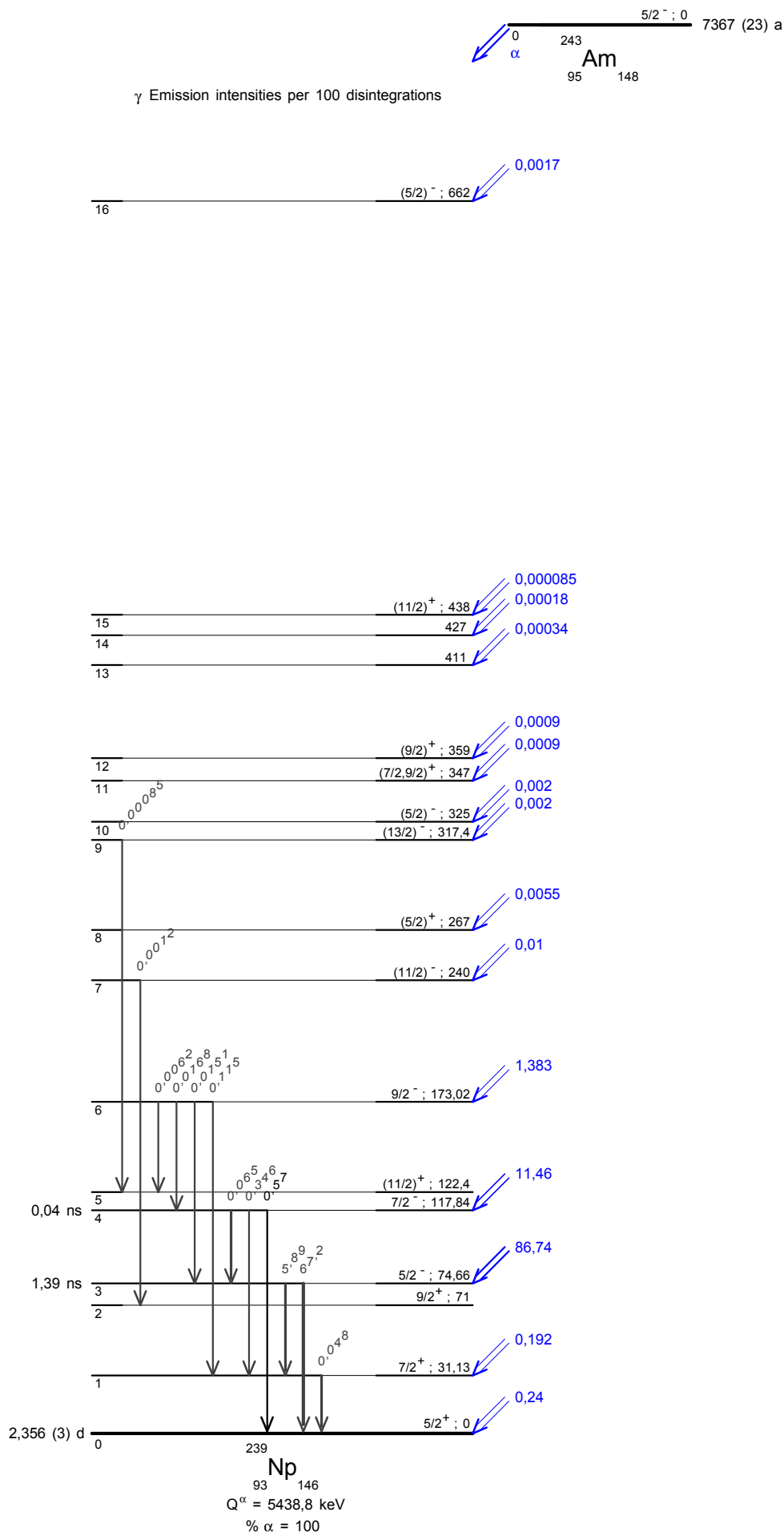
U – 238(mult. n capture)

8 References

- M.-M.BÉ, V. CHISTÉ, C. DULIEU, E. BROWNE, V. CHECHEV, N. KUZMENKO, R. HELMER, A. NICHOLS, E. SCHÖNFELD, R. DERSCH.. Monographie BIPM-5, ISBN 92-822-2207-1 ()
(Am-241 half-life)
- F. STEPHENS, J. HUMMEL, F. ASARO. Phys. Rev. 98 (1955) 261
(Am-243 alpha-particle emission probabilities.)
- J.P. HUMMEL. Thesis. Univ. of California - UCRL-3456 (1956)
(Am-243 alpha-particle emission probabilities.)
- R.F. BARNES, D.J. HENDERSON, A.L. HARKNESS, H. DIAMOND. J. Inorg. Nucl. Chem. 9 (1959) 105
(Am-243 half-life.)
- F. ASARO, F.S. STEPHENS, J.M. HOLLANDER, I. PERLMAN. Phys. Rev. 117 (1960) 492
(Am-243 gamma-ray emission probabilities.)
- A.B. BEADLE, D.F. DANCE, K.M. GLOVER, J. MILSTED. J. Inorg. Nucl. Chem. 12 (1960) 359
(Am-243 half-life.)
- S.A. BARANOV, V.M. KULAKOV, V.M. SHATINSKY. Nucl. Phys. 56 (1964) 252
(Am-243 alpha-particle energies and emission probab)
- C.M. LEDERER, J.K. POGGENBURG, F. ASARO, J.O. RASMUSSEN, I. PERLMAN. Nucl. Phys. 84 (1966) 481
(Am-243 alpha-particle emission probabilities.)
- B.A. GVOZDEV, B.B. ZAKHVATAEV, V.I. KUZNETSOV, V.P. PERELYGIN, S.V. PIROZKOV, E.G. CHUDINOV, I.K. SHVETSOV. Sov. Radiochem. 8 (1966) 459
(Spontaneous fission branching)
- S.A. BARANOV, V.M. KULAKOV, V.M. SHATINSKII. Sov. J. Nucl. Phys. 7 (1968) 442
(Am-243 alpha-particle energies.)
- G. BERZINS, M.E. BUNKER, J.W. STARNER. Nucl. Phys. A114 (1968) 512
(Am-243 half-life.)
- J.R. VAN HISE, D. ENGELKEMEIR. Phys. Rev. 171 (1968) 1325
(Am-243 gamma-ray energies and emission probabilities.)

- D. ENGELKEMEIR. Phys. Rev. 181 (1969) 1675
(Am-243 gamma-ray energies.)
- B.M. ALEKSANDROV, O.I. GRIGOREV, N.S. SHIMANSKAYA. Soviet J. Nucl. Phys. 10 (1970) 8
(Am-243 gamma-ray emission probabilities.)
- I. AHMAD, M. WAHLGREN. Nucl. Instrum. Methods 99 (1972) 333
(Am-243 gamma-ray emission probabilities.)
- V.G. POLYUKOV, G.A. TIMOFEEV, P.A. PRIVALOVA, V.Y. GABESKIRIYA, A.P. CHETVERIKOV. Sov. At. Energ. 37 (1975) 1103
(Am-243 half-life.)
- J.C. PATE, K.R. BAKER, R.W. FINK, D.A. MCCLURE, N.S. KENDRICK JR.. Z. Phys. A272 (1975) 169
(Am-243 gamma-ray energies and emission probabilities.)
- D.I. STAROZHUKOV, Y.S. POPOV, P.A. PRIVALOVA. Sov. At. Energy 42 (1977) 355
(Am-243 gamma-ray emission probabilities.)
- F.P. LARKINS. At. Data Nucl. Data Tables 20 (1977) 311
(Atomic electron binding energies.)
- F. RÖSEL, H.M. FRIES, K. ALDER, H.C. PAULI. At. Data Nucl. Data Tables 21 (1978) 92
(gamma-ray theoretical internal conversion coefficients.)
- Y.S. POPOV, D.I. STAROZHUKOV, V.B. MISHENEV, P.A. PRIVALOVA, A.I. MISHCHENKO. Sov. At. Energy 46 (1979) 123
(Am-243 gamma-ray emission probabilities.)
- S.K. AGGARWAL, A.R. PARAB, H.C. JAIN. Phys. Rev. C22 (1980) 767
(Am-243 half-life.)
- I. AHMAD. Nucl. Instrum. Methods 193 (1982) 9
(Am-243 gamma-ray energies and emission probabilities.)
- R. VANINBROUKX, G. BORTELS, B. DENECKE. Int. J. Appl. Radiat. Isotop. 35 (1984) 1081
(Am-243 gamma-ray emission probabilities.)
- W.L. ZIJP. Report ECN FYS/RASA-85/19 (1985)
(Discrepant Data - Limited Relative Statistical Weight Method.)
- A. LORENZ. IAEA Tech. Rept. Ser. 261 (1986)
(Am-243 recommended half-life.)
- E. BROWNE. Nucl. Instrum. Methods Phys. Res. A265 (1988) 541
(Uncertainties in alpha-particle emission probabilities.)
- W. BAMBYNEK, T. BARTA, R. JEDLOVSKY, P. CHRISTMAS, N. COURSOL, K. DEBERTIN, R.G. HELMER, A.L. NICHOLS, F.J. SCHIMA, Y. YOSHIZAWA. IAEA-TECDOC-619 (1991)
(Am-243 recommended half-life.)
- A. RYTZ. At. Data Nucl. Data Tables 47 (1991) 205
(Am-243 alpha-particle energies.)
- E. GARCIA-TORANO, M.L. ACENA, G. BORTELS, D. MOUCHEL. Nucl. Instrum. Methods Phys. Res. A312 (1992) 317
(Am-243 alpha-particle energies and emission probabilities.)
- Y.A. AKOVALI. Nucl. Data Sheets 66 (1992) 897
(Am-243 recommended half-life.)
- E. SCHÖNFELD, H. JANSSEN. Nucl. Instrum. Methods Phys. Res. A369 (1996) 527
(Atomic data, X-rays, Auger electrons.)
- D. SARDARI, T.D. MAC MAHON, S.P. HOLLOWAY. Nucl. Instrum. Methods Phys. Res. A369 (1996) 486
(Am-243 gamma-ray energies and emission probabilities.)
- S.A. WOODS, D.H. WOODS, M.J. WOODS, S.M. JEROME, M. BURKE, N.E. BOWLES, S.E.M. LUCAS, C. PATON. Nucl. Instrum. Methods Phys. Res. A369 (1996) 472
(Am-243 gamma-ray emission probabilities.)
- A.M. SANCHEZ, P.R. MONTERO, F.V. TOME. Nucl. Instrum. Methods Phys. Res. A369 (1996) 593
(Am-243 alpha-particle energies and emission probabilities.)
- E. SCHÖNFELD, G. RODLOFF. Report PTB-6.11-98-1, Braunschweig (1998)
(Auger electron energies.)
- Y.A. AKOVALI. Nucl. Data Sheets 84 (1998) 1
(Alpha decay. Radius parameter of even-even nuclei.)
- JICHUN YANG, JIANZHONG NI. Nucl. Instrum. Methods Phys. Res. A413 (1998) 239
(Alpha emission intensities)
- E. SCHÖNFELD, H. JANSSEN. Applied Radiation Isotopes 52 (2000) 595
(X-ray and Auger electron emission probabilities.)

- F. DAYRAS. Nucl. Instrum. Methods Phys. Res. A490 (2002) 492
(Am-243 alpha-particle energies and emission probabilities.)
- R. SAMPATHKUMAR, P.C. KALSI, A. RAMASWAMI. J. Radioanal. Nucl. Chem. 253 (2002) 523
(Am-243 spontaneous fission branching.)
- G. AUDI, A.H. WAPSTRA, C. THIBAUT. Nucl. Phys. A729 (2003) 337
(2003 Atomic Mass Adjustment.)
- E. BROWNE. Nucl. Data Sheets 98 (2003) 665
(Evaluated data (ENSDF for nuclei with A=239))
- S.K. AGGARWAL, ET AL.. Nucl. Instrum. Methods Phys. Res. A571 (2007) 663
(Am-243 half-life.)
- T. KIBEDI, T.W. BURROWS, M.B. TRZHASKOVSKAYA, P.M. DAVIDSON, AND C.W.NESTOR, JR. Nucl. Instrum. Methods Phys. Res. A589 (2008) 202
(Theoretical Internal Conversion Coefficients)





1 Decay Scheme

Am-244 decays by beta minus emission to a single excited level of Cm-244 with energy 1040 keV.

L'américium 244 se désintègre à 100% par émission bêta vers le niveau excité de 1040 keV du curium 244, qui se déexcite par transitions gamma vers le niveau fondamental.

2 Nuclear Data

$T_{1/2}({}^{244}\text{Am})$:	10,1	(1)	h
$T_{1/2}({}^{244}\text{Cm})$:	18,11	(3)	a
$Q^{-}({}^{244}\text{Am})$:	1427,3	(10)	keV

2.1 β^{-} Transitions

	Energy keV	Probability × 100	Nature	lg ft
$\beta_{0,9}^{-}$	387,1 (10)	100	1st forbidden non-unique	5,63

2.2 Gamma Transitions and Internal Conversion Coefficients

	Energy keV	P $_{\gamma+ce}$ × 100	Multipolarity	α_K	α_L	α_M	α_T
$\gamma_{1,0}(\text{Cm})$	42,965 (10)	100	E2		760 (11)	214 (3)	1050 (15)
$\gamma_{2,1}(\text{Cm})$	99,383 (4)	100	E2		13,93 (20)	3,94 (6)	19,3 (3)
$\gamma_{3,2}(\text{Cm})$	153,863 (2)	72 (15)	E2	0,1741 (25)	1,90 (3)	0,536 (8)	2,81 (4)
$\gamma_{4,3}(\text{Cm})$	205,575 (4)	0,66 (15)	E2	0,1409 (20)	0,541 (8)	0,1514 (22)	0,887 (13)
$\gamma_{9,4}(\text{Cm})$	538,402 (16)	0,69 (20)	E2	0,0292 (4)	0,01492 (21)	0,00396 (6)	0,0495 (7)
$\gamma_{9,3}(\text{Cm})$	743,977 (5)	71 (9)	M1+0,46% E2	0,059 (4)	0,0130 (7)	0,00321 (15)	0,077 (5)
$\gamma_{9,2}(\text{Cm})$	897,840 (7)	28 (8)	E2	0,01215 (17)	0,00358 (5)	0,000912 (13)	0,01697 (24)

3 Atomic Data

3.1 Cm

ω_K	:	0,972	(4)
$\bar{\omega}_L$:	0,538	(23)
n_{KL}	:	0,785	(5)

3.1.1 X Radiations

	Energy keV	Relative probability
X _K		
K α_2	104,59	64,7
K α_1	109,271	100
K β_3	122,304	}
K β_1	123,403	}
K β_5''	124,124	}
		37,9
K β_2	126,889	}
K β_4	127,352	}
K $O_{2,3}$	127,97	}
X _L		
L ℓ	12,633	
L α	14,746 – 14,961	
L η	17,314	
L β	17,286 – 19,688	
L γ	22,735 – 23,527	

3.1.2 Auger Electrons

	Energy keV	Relative probability
Auger K		
KLL	78,858 – 89,973	100
KLX	97,226 – 109,267	62
KXY	115,57 – 128,23	9,5
Auger L	6,19 – 14,46	69000

4 Electron Emissions

		Energy keV	Electrons per 100 disint.
e _{AL}	(Cm)	6,19 - 14,46	86 (9)
e _{AK}	(Cm)		0,213 (27)
	KLL	78,858 - 89,973	}
	KLX	97,226 - 109,267	}
	KXY	115,57 - 128,23	}
ec _{1,0} L	(Cm)	18,439 - 24,000	73 (15)
ec _{3,2} K	(Cm)	25,622 (2)	3,3 (7)
ec _{1,0} M	(Cm)	36,628 - 38,956	21 (4)
ec _{1,0} N	(Cm)	41,281 - 42,500	5,7 (12)
ec _{2,1} L	(Cm)	74,857 - 80,410	70 (15)
ec _{2,1} M	(Cm)	93,046 - 95,374	20 (4)
ec _{2,1} N	(Cm)	97,699 - 98,910	5,5 (12)
ec _{3,2} L	(Cm)	129,337 - 134,890	36 (8)
ec _{3,2} M	(Cm)	147,526 - 149,854	10,2 (21)
ec _{3,2} N	(Cm)	152,179 - 153,390	2,8 (6)
ec _{4,3} L	(Cm)	181,049 - 186,600	0,19 (4)
ec _{9,3} K	(Cm)	615,736 (5)	3,9 (5)
ec _{9,3} L	(Cm)	719,451 - 725,010	0,86 (11)
ec _{9,3} M	(Cm)	737,640 - 739,968	0,21 (3)
ec _{9,2} K	(Cm)	769,599 (7)	0,34 (10)
ec _{9,2} L	(Cm)	873,31 - 878,87	0,10 (3)
$\beta_{0,9}^-$	max:	387,1 (10)	100
$\beta_{0,9}^-$	avg:	109,6 (3)	

5 Photon Emissions

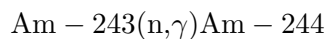
5.1 X-Ray Emissions

		Energy keV	Photons per 100 disint.	
XL	(Cm)	12,633 — 23,527	100 (10)	
XK α_2	(Cm)	104,59	2,2 (3)	} K α
XK α_1	(Cm)	109,271	3,4 (4)	
XK β_3	(Cm)	122,304	}	} K' β_1
XK β_1	(Cm)	123,403	}	
XK β_5''	(Cm)	124,124	}	
XK β_2	(Cm)	126,889	}	} K' β_2
XK β_4	(Cm)	127,352	0,45 (6)	
XKO $_{2,3}$	(Cm)	127,97	}	

5.2 Gamma Emissions

	Energy keV	Photons per 100 disint.
$\gamma_{1,0}(\text{Cm})$	42,965 (10)	0,096 (20)
$\gamma_{2,1}(\text{Cm})$	99,383 (4)	5,0 (11)
$\gamma_{3,2}(\text{Cm})$	153,863 (2)	19 (4)
$\gamma_{4,3}(\text{Cm})$	205,575 (4)	0,35 (8)
$\gamma_{9,4}(\text{Cm})$	538,402 (16)	0,66 (19)
$\gamma_{9,3}(\text{Cm})$	743,977 (5)	66 (8)
$\gamma_{9,2}(\text{Cm})$	897,840 (7)	28 (8)

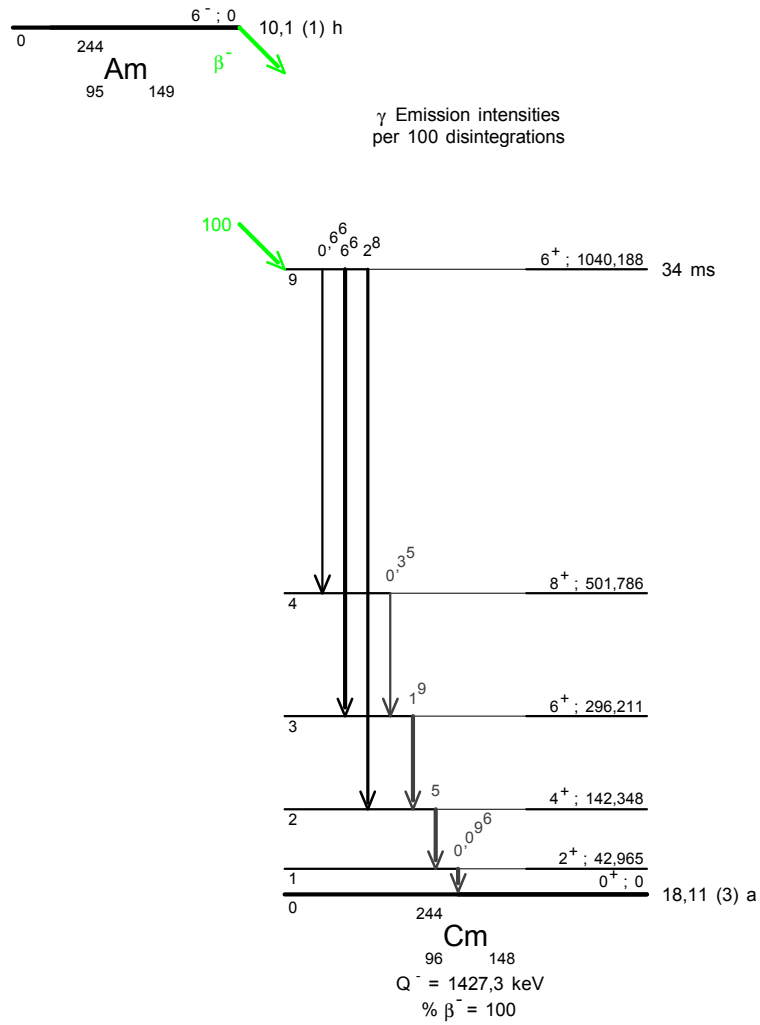
6 Main Production Modes



7 References

- S.E. VANDENBOSCH, P. DAY. Nucl. Phys. 30 (1962) 177
(Half-life, Beta emission probabilities, Conv. Elec. emission probabilities, Relative Gamma-ray emission probabilities)
- P.G. HANSEN, K. WILSKY, C.V.K. BABA, S.E. VANDENBOSCH. Nucl. Phys. 45 (1963) 410
(Nuclear levels, Mixing ratio)
- R.P. SCHUMAN. Report IN-1126 (1967) 19
(Relative Gamma-ray emission probabilities)
- F.P. LARKINS. At. Data Nucl. Data Tables 20 (1977) 311
(Auger electron energies)

- R.W. HOFF, T. VON EGIDY, R.W. LOUGHEED, D.H. WHITE, H.G. BORNER, K. SCHRECKENBACH, G. BARREAU, D.D. WARNER. Phys. Rev. C29 (1984) 618
(Relative Gamma-ray emission probabilities, Multipolarities)
- E. SCHÖNFELD, H. JANSSEN. Nucl. Instrum. Methods Phys. Res. A369 (1996) 527
(XK-rays, XL-rays, Auger Electrons)
- E. SCHÖNFELD, G. RODLOFF. PTB Report-6.11-98-1 (1998)
(Auger Electrons)
- E. SCHÖNFELD, G. RODLOFF. PTB Report-6.11-1999-1 (1999)
(XK-rays)
- S. RAMAN, C.W. NESTOR JR., A. ICHIHARA, M.B. TRZHASKOVSKAYA. Phys. Rev. C66 (2002) 044312
(Theoretical ICC)
- I.M. BAND, M.B. TRZHASKOVSKAYA, C.W. NESTOR JR., P.O. TIKKANEN, S. RAMAN. At. Data Nucl. Data Tables 81 (2002) 1
(Theoretical ICC)
- G. AUDI, A.H. WAPSTRA, C. THIBAUT. Nucl. Phys. A729 (2003) 337
(Q-value)
- Y.A. AKOVALI. Nucl. Data Sheets 99 (2003) 197
(Nuclear levels)
- T. KIBÉDI, T.W. BURROWS, M.B. TRZHASKOVSKAYA, P.M. DAVIDSON, C.W. NESTOR JR. Nucl. Instrum. Methods Phys. Res. A589 (2008) 202
(Theoretical ICC)





1 Decay Scheme

Am-244m decays predominantly by beta minus emission to a number of excited levels and the ground state of Cm-244. A small electron capture branch also occurs directly to the ground state of Pu-244.

L'américium 244 métastable se désintègre principalement vers des niveaux excités et le niveau fondamental du curium 244. Un faible branchement par capture électronique vers le plutonium 244 a été observé.

2 Nuclear Data

$T_{1/2}({}^{244}\text{Am}^m)$:	26	(3)	min
$T_{1/2}({}^{244}\text{Pu})$:	80,0	(9)	10^6 a
$T_{1/2}({}^{244}\text{Cm})$:	18,11	(3)	a
$Q^-({}^{244}\text{Am}^m)$:	1516	(3)	keV
$Q^+({}^{244}\text{Am}^m)$:	164	(9)	keV

2.1 Electron Capture Transitions

	Energy keV	Probability $\times 100$	Nature	lg ft	P_K	P_L	P_M
$\epsilon_{0,0}$	164 (9)	0,036 (1)	allowed	6,37	0,24 (5)	0,53 (4)	0,168 (12)

2.2 β^- Transitions

	Energy keV	Probability $\times 100$	Nature	lg ft
$\beta_{0,11}^-$	410 (3)	0,35 (9)	(1st forbidden non-unique)	6,8
$\beta_{0,10}^-$	432 (3)	0,56 (13)	(allowed)	6,67
$\beta_{0,7}^-$	496 (3)	0,08 (2)	(allowed)	7,7

	Energy keV	Probability $\times 100$	Nature	$\lg ft$
$\beta_{0,6}^-$	531,1 (30)	1,36 (16)	allowed	6,58
$\beta_{0,1}^-$	1473 (3)	31 (9)	allowed	6,74
$\beta_{0,0}^-$	1516 (3)	67 (9)	allowed	6,45

2.3 Gamma Transitions and Internal Conversion Coefficients

	Energy keV	$P_{\gamma+ce}$ $\times 100$	Multipolarity	α_K	α_L	α_M	α_T
$\gamma_{1,0}(\text{Cm})$	42,965 (10)	32 (9)	E2		760 (11)	214 (3)	1050 (15)
$\gamma_{6,1}(\text{Cm})$	941,95 (3)	0,36 (12)	E2	0,01120 (16)	0,00318 (5)	0,000807 (12)	0,01547 (22)
$\gamma_{7,1}(\text{Cm})$	977,80 (4)	0,08 (2)	E0 (+ M1+E2)				
$\gamma_{6,0}(\text{Cm})$	984,91 (2)	1,0 (1)	E0				
$\gamma_{10,1}(\text{Cm})$	1041,22 (3)	0,19 (6)	(M1+E2)				
$\gamma_{11,1}(\text{Cm})$	1062,95 (3)	0,30 (9)	anomalous E1	0,09 (3)	0,015 (4)	0,0032 (1)	0,11 (3)
$\gamma_{10,0}(\text{Cm})$	1084,181 (14)	0,37 (12)	anomalous (E2)	0,030 (8)	0,008 (2)	0,0020 (1)	0,041 (11)
$\gamma_{11,0}(\text{Cm})$	1105,91 (2)	0,05 (2)	anomalous (E1)	0,14 (3)	0,024 (6)	0,0058 (1)	0,17 (4)

3 Atomic Data

3.1 Cm

ω_K	:	0,972	(4)
$\bar{\omega}_L$:	0,538	(23)
n_{KL}	:	0,785	(5)

3.1.1 X Radiations

	Energy keV	Relative probability	
X_K	$K\alpha_2$	104,59	
	$K\alpha_1$	109,271	
	$K\beta_3$	122,304	}
	$K\beta_1$	123,403	}
	$K\beta_5''$	124,124	}
			38
	$K\beta_2$	126,889	}
	$K\beta_4$	127,352	}
	$KO_{2,3}$	127,97	}
			13,5

	Energy keV	Relative probability
X_L		
L ℓ	12,633	
L α	14,746 – 14,961	
L η	17,314	
L β	17,286 – 19,688	
L γ	22,735 – 23,527	

3.1.2 Auger Electrons

	Energy keV	Relative probability
Auger K		
KLL	78,858 – 89,973	100
KLX	97,226 – 109,267	61,6
KXY	115,57 – 128,23	9,5
Auger L	6,19 – 14,46	1450000

4 Electron Emissions

		Energy keV	Electrons per 100 disint.
e _{AL}	(Pu)	6,09 - 13,83	0,0124 (11)
e _{AK}	(Pu)		0,000253 (45)
	KLL	75,263 - 85,357	}
	KLX	92,607 - 103,729	}
	KXY	109,93 - 121,78	}
e _{AL}	(Cm)	6,19 - 14,46	10,6 (23)
e _{AK}	(Cm)		0,00125 (27)
	KLL	78,858 - 89,973	}
	KLX	97,226 - 109,267	}
	KXY	115,57 - 128,23	}
ec _{1,0 L}	(Cm)	18,439 - 23,995	23 (7)
ec _{1,0 M+}	(Cm)	36,628 - 42,948	9 (3)
$\beta_{0,11}^-$	max:	410 (3)	0,35 (9)
$\beta_{0,11}^-$	avg:	116,9 (7)	

		Energy keV		Electrons per 100 disint.
$\beta_{0,10}^-$	max:	432	(3)	0,56 (13)
$\beta_{0,10}^-$	avg:	123,7	(7)	
$\beta_{0,7}^-$	max:	496	(3)	0,08 (2)
$\beta_{0,7}^-$	avg:	144,0	(7)	
$\beta_{0,6}^-$	max:	531,1	(30)	1,36 (16)
$\beta_{0,6}^-$	avg:	155,7	(7)	
$\beta_{0,1}^-$	max:	1473	(3)	31 (9)
$\beta_{0,1}^-$	avg:	495,8	(9)	
$\beta_{0,0}^-$	max:	1516	(3)	67 (9)
$\beta_{0,0}^-$	avg:	512,3	(9)	

5 Photon Emissions

5.1 X-Ray Emissions

		Energy keV		Photons per 100 disint.	
XL	(Cm)	12,633 — 23,527		12,3 (27)	
XK α_2	(Cm)	104,59		0,013 (4)	} K α
XK α_1	(Cm)	109,271		0,020 (6)	
XK β_3	(Cm)	122,304	}	0,0076 (21)	K' β_1
XK β_1	(Cm)	123,403	}		
XK β_5''	(Cm)	124,124	}		
XK β_2	(Cm)	126,889	}	0,0027 (8)	K' β_2
XK β_4	(Cm)	127,352	}		
XKO $_{2,3}$	(Cm)	127,97	}		

5.2 Gamma Emissions

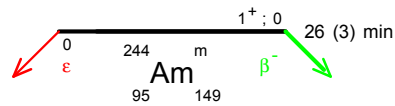
	Energy keV	Photons per 100 disint.
$\gamma_{1,0}(\text{Cm})$	42,965 (10)	0,030 (9)
$\gamma_{6,1}(\text{Cm})$	941,95 (3)	0,35 (12)
$\gamma_{10,1}(\text{Cm})$	1041,22 (3)	0,19 (6)
$\gamma_{11,1}(\text{Cm})$	1062,95 (3)	0,27 (8)
$\gamma_{10,0}(\text{Cm})$	1084,181 (14)	0,36 (12)
$\gamma_{11,0}(\text{Cm})$	1105,91 (2)	0,04 (2)

6 Main Production Modes

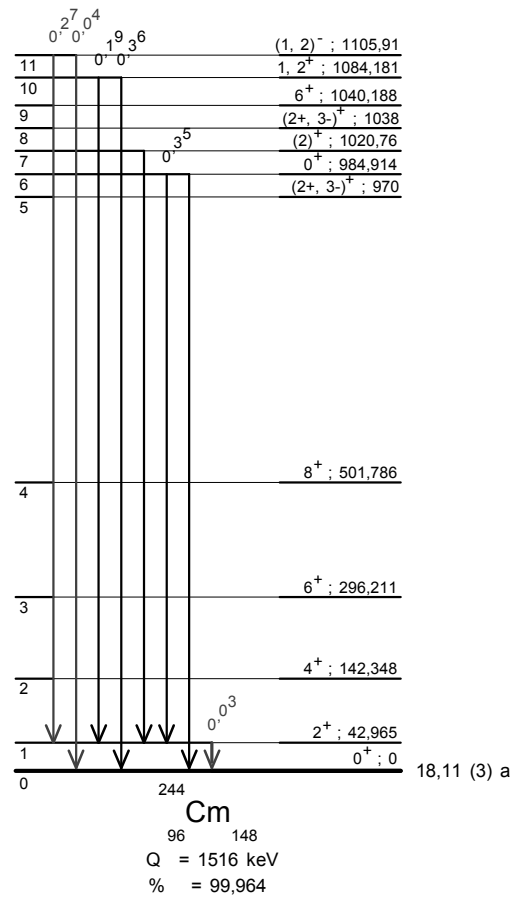
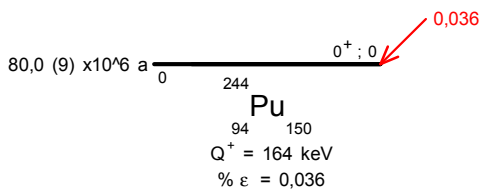
$\text{Am} - 243(n, \gamma)\text{Am} - 244m$

7 References

- K. STREET JR., A. GHIORSO, G.T. SEABORG. Phys. Rev. 79 (1950) 530
(Half-life)
- A. GHIORSO, S.G. THOMPSON, G.R. CHOPPIN, B.G. HARVEY. Phys. Rev. 94 (1954) 1081
(Half-life)
- P.R. FIELDS JR., J.E. GINDLER, A.L. HARKNESS, M.H. STUDIER, J.R. HUIZENGA, A.M. FRIEDMAN. Phys. Rev. 100 (1955) 172
(Electron Capture/Beta minus ratio)
- S.E. VANDENBOSCH, P. DAY. Nucl. Phys. 30 (1962) 177
(Spin and Parity)
- R. VANDENBOSCH, P.R. FIELDS, S.E. VANDENBOSCH, D. METTA. J. Inorg. Nucl. Chem. 26 (1964) 219
($\text{Am}243(n, \gamma)\text{Am}244$ cross-section ratio, Spin)
- V.YA. GABESKIPIYA, A.P. CHETVERIKOV, V.V. GRYZINA, V.V. TIKHOMIROV. Sov. At. Energy 41 (1976) 1008
(BF(EC))
- F.P. LARKINS. At. Data Nucl. Data Tables 20 (1977) 311
(Auger electron energies)
- T. VON EGIDY, R.W. HOFF, R.W. LOUGHEED, D.H. WHITE, H.G. BORNER, K. SCHRECKENBACH, D.D. WARNER, G. BARREAU. Phys. Rev. C29 (1984) 1243
(Spin and Parity, Nuclear level energy of $\text{Am}244m$)
- R.W. HOFF, T. VON EGIDY, R.W. LOUGHEED, D.H. WHITE, H.G. BORNER, K. SCHRECKENBACH, G. BARREAU, D.D. WARNER. Phys. Rev. C29 (1984) 618
(Gamma-ray emission probabilities, Multipolarities)
- E. SCHÖNFELD, H. JANSSEN. Nucl. Instrum. Methods Phys. Res. A369 (1996) 527
(XK- and XL-rays, Auger electrons)
- E. SCHÖNFELD, G. RODLOFF. PTB Report PTB-6.11-98-1 (1998)
(Auger electrons)
- E. SCHÖNFELD, G. RODLOFF. PTB Report-6.11-1999-1 (1999)
(XK-rays)
- I.M. BAND, M.B. TRZHASKOVSKAYA, C.W. NESTOR JR., P.O. TIKKANEN, S. RAMAN. At. Data Nucl. Data Tables 81 (2002) 1
(Theoretical ICC)
- S. RAMAN, C.W. NESTOR JR., A. ICHIHARA, M.B. TRZHASKOVSKAYA. Phys. Rev. C66 (2002) 044312
(Theoretical ICC)
- Y.A. AKOVALI. Nucl. Data Sheets 99 (2003) 197
(Nuclear levels)
- G. AUDI, A.H. WAPSTRA, C. THIBAUT. Nucl. Phys. A729 (2003) 337
(Q-values)
- T. KIBÉDI, T.W. BURROWS, M.B. TRZHASKOVSKAYA, P.M. DAVIDSON, C.W. NESTOR JR.. Nucl. Instrum. Methods Phys. Res. A589 (2008) 202
(Theoretical ICC)



γ Emission intensities per 100 disintegrations



Reproduction Service
30, Boulevard Verd-de-Saint-Julien
92190 MEUDON

Achévé d'imprimer : avril 2010
Imprimé en France

ISBN-13 978-92-822-2234-8 (Vol. 5)
ISBN-13 978-92-822-2235-5 (CD-Rom)

