



HAL
open science

Investigation of capillary ion chromatography for nuclear prospects

C. Gautier, Cyrielle Rey, D. Roussignol, E. Machon, J. Randon, M. Crozet, C. Rivier

► **To cite this version:**

C. Gautier, Cyrielle Rey, D. Roussignol, E. Machon, J. Randon, et al.. Investigation of capillary ion chromatography for nuclear prospects. ISC 2016 - 31st International Symposium on Chromatography, Aug 2016, Cork, Ireland. cea-02442314

HAL Id: cea-02442314

<https://cea.hal.science/cea-02442314>

Submitted on 16 Jan 2020

HAL is a multi-disciplinary open access archive for the deposit and dissemination of scientific research documents, whether they are published or not. The documents may come from teaching and research institutions in France or abroad, or from public or private research centers.

L'archive ouverte pluridisciplinaire **HAL**, est destinée au dépôt et à la diffusion de documents scientifiques de niveau recherche, publiés ou non, émanant des établissements d'enseignement et de recherche français ou étrangers, des laboratoires publics ou privés.

Investigation of capillary ion chromatography (Cap-IC) for nuclear prospects

C. Gautier^a, C. Rey^b, *D. Roussignol^c, E. Machon^c, J. Randon^d, M. Crozet^e, C. Rivier^c

^aDen - Service d'Etudes Analytiques et de Réactivité des Surfaces (SEARS), CEA, Université Paris-Saclay, Building 459, F-91191, Gif-sur-Yvette, France

^bICSM, Institut de Chimie Séparative de Marcoule, UMR 5257, CEA/CNRS/ENSM/Université Montpellier 2, Building 426, Site de Marcoule, F-30207 Bagnols-sur-Ceze, France

^cCEA, Marcoule Center, DEN/DRCP/SERA/LAMM, Laboratory L27, ATALANTE Building 166, BP 17171, F-30207 Bagnols-sur-Ceze, France

^dInstitut des Sciences Analytiques, UMR CNRS 5280, Université Claude Bernard Lyon 1, Université de Lyon, 5 rue de la Doua, F-69100 Villeurbanne, France

^eCEA, Marcoule Center, DEN/MAR/DRCP/CETAMA, Building 400, BP 17171, F-30207 Bagnols-sur-Ceze, France

*denis.roussignol@cea.fr




Cork (Ireland)
August 28th -
September 1st, 2016





The recent development of commercial capillary ion chromatography (Cap-IC) systems [1-4] provides a major opportunity to increase the reactivity of laboratories and to reduce the amount of radioactive effluents produced from the chromatographic analyses in the nuclear field. As the column replacement in a radioactive environment is tedious, the retention behavior of IC columns was investigated at capillary scale to anticipate this operation.

Instrumentation



ICS 5000 (Thermo Scientific Dionex) modified or not to be settled in glove boxes

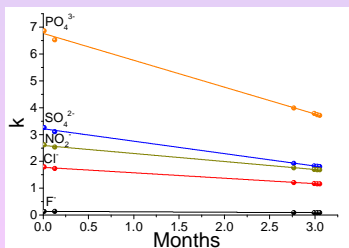
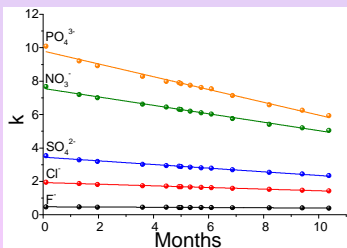


ICS 4000 (Thermo Scientific Dionex)

Capillary column	Bead diameter (µm)	Hydrophobicity according to Thermo's manuals	Presence of latex	Capacity of capillary column (µequiv)	Flow rate (µL/min)	Eluent concentration
AG15/AS15 (0.4 x 250 mm)	6.5	medium high	no	2.25	12	38 mM KOH
AG11-HC / AS11-HC-4µm (0.4 x 250 mm)	4	medium low	yes	2.9	15	30 mM KOH
AG10/AS10 (0.4 x 250 mm)	8.5	low	yes	1.7	10	85 mM KOH
CS12A (0.4 x 250 mm)	8	medium	no	9.4	10	20 mM MSA

Evolution of retention behavior of Cap-IC columns

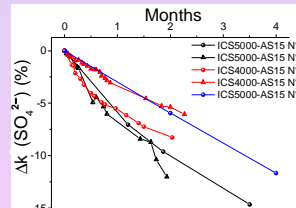
Evolution of retention factors over several months for AS15 and AS10 capillary columns (a) AS15/AG15 0.4 x 250 mm N°1, commercial ICS-5000 system, 38 mM KOH, 12 µL/min, 30 °C (b) AS10/AG10 0.4 x 250 mm, modified ICS-5000 system, 85 mM KOH, 10 µL/min, 30 °C



→ Linear decrease of retention factors as a function of the operating time of the Cap-IC columns whatever the type of columns and the studied anions

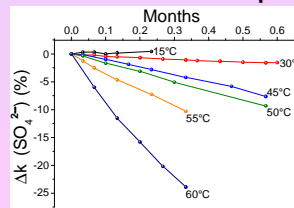
≠ no decline for cation-exchange Cap-IC columns

Relative variation of sulphate retention factor for AS15 capillary columns (N°1 and N°2 on ICS-5000 system, N°3 and N°4 on ICS-4000 system, N°5 on another ICS-5000 device), 38 mM KOH, 12 µL/min, 30 °C



→ Monthly decrease between 2.5 % and 5 % when using AS15 Cap-IC columns

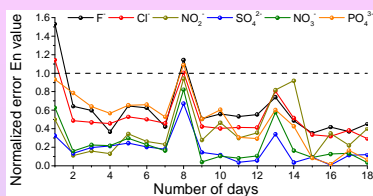
Relative variation of the retention factor of sulphate as a function of time for AS15 column temperature ranging from 15 °C to 60 °C



→ Application of a limited column temperature (<20°C) when no analysis is performed in order to preserve the Cap-IC column retention capabilities at long term

Validation of Cap-IC

Quality Control (QC) charts obtained for QC standards analyzed with the same calibration curve during 18 days

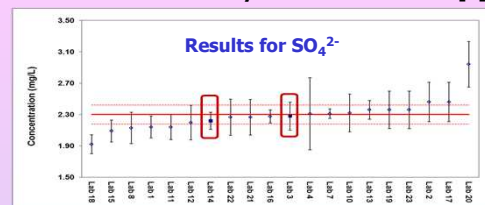


$$\text{with } E_n = \frac{|x_{d_i} - X_{ref}|}{\sqrt{U_{d_i}^2 + U_{ref}^2}}$$

where x_{d_i} is the measurement result obtained the day i (d_i), X_{ref} is the reference value, $U_{d_i}^2$ is the expanded uncertainty ($k=2$) of x_{d_i} ($U_{d_i}/x_{d_i} = 5\%$), U_{ref}^2 is the expanded uncertainty ($k=2$) of X_{ref} ($U_{ref}/X_{ref} = 1\%$)

→ Accurate quantification of all anions by using the same calibration curve during 18 days

Participation to an interlaboratory comparison exercise (EQRAIN IONS 1) organized in 2014 by the French Committee of Establishment of Analysis Methods CETAMA [5]



→ No bias observed for the two laboratories using Cap-IC whatever the analyzed anions

Novel aspect

Despite the linear decrease of retention factors observed for anions, the analytical performance of capillary ion chromatography was validated with an interlaboratory comparison exercise, which makes this technology convenient for applications to radioactive samples. This work is of prime interest for nuclear analysts but also for IC users who intend to increase the flexibility and the reactivity of their laboratories.

[1] PR Haddad et al. (2008) Recent developments and emerging directions in ion chromatography. J Chromatogr A 1184:456-473.

[2] CA Lucy et al. (2013) Advances in High-Speed and High-Resolution Ion Chromatography. LC GC Europe 31:38-42.

[3] H Eghbali et al. (2012) Performance evaluation of ion-exchange chromatography in capillary format. J Sep Sci 35:3461-3468.

[4] ES Rodriguez et al. (2015) Capillary ion chromatography with on-column focusing for ultra-trace analysis of methanesulfonate and inorganic anions in limited volume Antarctic ice core samples. J Chromatogr A 1409:182-188.

[5] C Gautier et al. (2016) Are analytical standards and reagents really reliable? Accred. Qual. Assur. 21:41-46.