



HAL
open science

Determination of population balance distributions by the moment method combined with a Chebyshev spline reconstruction

J.-P. Gaillard, P.O. Lamare

► **To cite this version:**

J.-P. Gaillard, P.O. Lamare. Determination of population balance distributions by the moment method combined with a Chebyshev spline reconstruction. séminaire bilan de population 2016, Oct 2016, Marcoule, France. cea-02438379

HAL Id: cea-02438379

<https://cea.hal.science/cea-02438379>

Submitted on 27 Feb 2020

HAL is a multi-disciplinary open access archive for the deposit and dissemination of scientific research documents, whether they are published or not. The documents may come from teaching and research institutions in France or abroad, or from public or private research centers.

L'archive ouverte pluridisciplinaire **HAL**, est destinée au dépôt et à la diffusion de documents scientifiques de niveau recherche, publiés ou non, émanant des établissements d'enseignement et de recherche français ou étrangers, des laboratoires publics ou privés.

DE LA RECHERCHE À L'INDUSTRIE



Determination of population balance distributions by the moment method combined with a Chebyshev spline reconstruction

CEA : [J.P. Gaillard](#),

Université Joseph Fourier Grenoble : [P.O. Lamare](#)

Content of the presentation

Introduction

- Population Balance in the context of reactive precipitation,
- Method of Classes and Quadrature of Moments (QMOM),

Reconstruction from finite number of moments

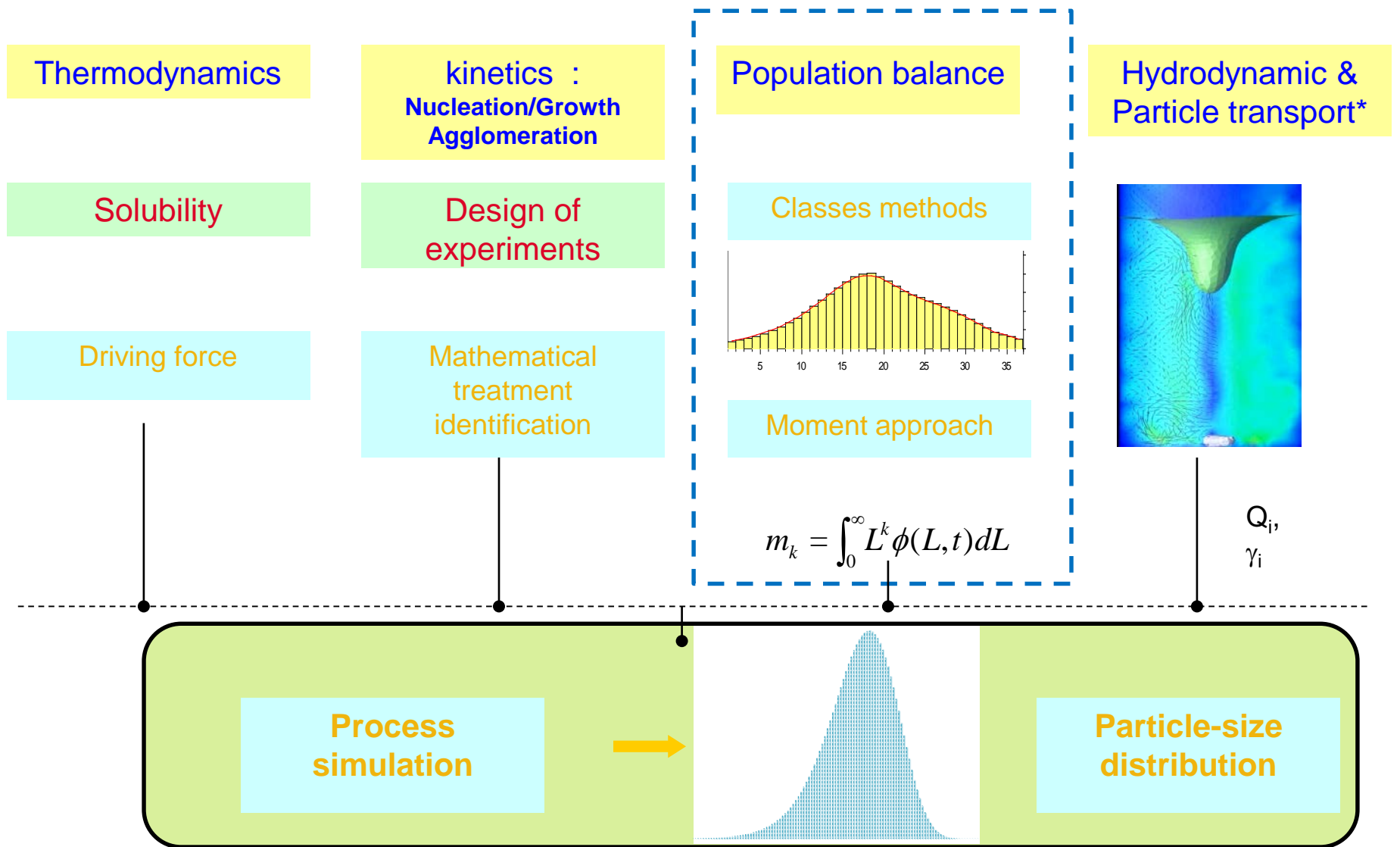
- Short state of art,
- Presentation of the Chebishev Spline Reconstruction (CSR).

Validation and Results

- Nucleation and growth analytical solution,
- Nucleation, growth and agglomeration : a parametric study,
- Application to experimental tests.

Conclusion

Crystallisation/Reactive Precipitation modeling



* : Y. Sommer de Gélécourt :PhD thesis and M. Bertrand & al. : Chem. Eng. Sc. 77(2012) 95–104

Population balance : Generalities

$$\underbrace{\frac{1}{V} \frac{\partial V n(L,t)}{\partial t}}_{\text{Accumulation rate}} + \underbrace{\frac{\partial G n(L,t)}{\partial L}}_{\text{Growth rate}} + \underbrace{\frac{Q_o n(L,t) - Q_i n_i(L,t)}{V}}_{\text{Inlet and outlet}} = \underbrace{R_N \delta(L)}_{\text{Nucleation rate}} + \underbrace{B(L) - D(L)}_{\text{Agglomeration rate}}$$

L : crystal size - n(L,t) : population density - δ : Kronecker symbol

The moment transformation of the population balance

$$m_k = \int_0^\infty L^k n(L,t) dL \quad \Rightarrow \quad \frac{dm_k}{dt} = R_N \cdot 0^k + k G m_{k-1} + \overline{B}_k - \overline{D}_k \quad k = 0 \dots N$$

Advantages : Only ~ 6 unknown rather than ~ 100 (interesting for CDF calculations)
ODE rather than PDE

Drawbacks : System unclosed in case of agglomeration → **Quadrature**
Only statistical results (m_0 : # of particles, $L_{43} = m_4/m_3$) → **Reconstruction**

Population balance : Quadrature Moment approach “QMOM”

- Use of quadrature to compute the moment integrals :

$$m_k(t) = \int_0^\infty n(L,t) L^k dL \approx \sum_{i=1}^{N_q} \omega_i \cdot L_i^k$$

Product-Difference or Chebyshev ...

- The moment's equations become :

$$\frac{dm_k}{dt} = R_N \cdot 0^k + k G m_{k-1} + \frac{1}{2} \sum_{i=1}^3 \omega_i \sum_{j=1}^3 \omega_j (L_i^3 + L_j^3)^{k/3} \beta_{ij} - \sum_{i=1}^3 \omega_i L_i^k \sum_{j=1}^3 \omega_j \beta_{ij}$$

- The algorithm of resolution :

- Determination of weights w_i and abscisses L_i : knowing $m_k(t)$,
- Calculation of $\frac{dm_k}{dt}$,
- Update of $m_k(t+dt)$

Moments : What do you have ?

m_0 : 2,442D+14
 m_1 : 3,065D+08
 m_2 : 4854,5069
 m_3 : 0,1800897
 m_4 : 0,0000101
 m_5 : 7,267D-10
 m_6 : 6,261D-14
 m_7 : 6,226D-18



m_0 : number / m^3
 m_1 : m / m^3
 m_2 : m^2 / m^3
 m_3 : m^3 / m^3



$$D_{43} = \frac{m_4}{m_3}$$



$$c.v. = \sqrt{\left(\frac{m_0 m_2}{m_1^2} - 1\right)} \cong (1 - I_{agg})^{-0.3}$$



$$\frac{m_0}{\alpha\tau} = R_N - \frac{\beta}{2} m_0^2$$

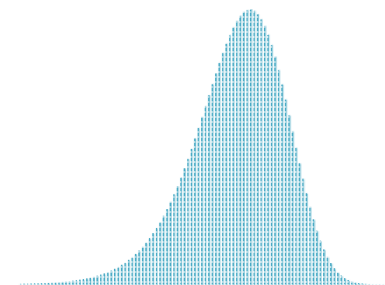
$$\frac{m_3}{\alpha\tau} = 3G \cdot m_2$$

$$\frac{m_6}{\alpha\tau} = 6G \cdot m_5 + \beta m_3^2$$



Check : R_N, G, β

What we would like !



Reconstruction : bibliography

The problem of reconstructing a function from a given number of moments is known in mathematics as the *finite-moment problem* :

→ It is severely ill-conditioned !

- ❖ A priori basic shapes function : Gauss, log-normal, beta, Rayleigh ...
- ❖ Maximum entropy approach,
- ❖ Adaptive spline-based algorithm,
- ❖ Statistically most probable distribution.
- ❖ ...

Chebyshev Spline Reconstruction : CSR

The spline approximation of the particle size distribution

$$s_{n,s}(L) = \sum_{i=1}^n p_i [L_i - L]_+^{s-1} \quad \text{Degree of the Spline}$$

$u_+ = u H(u)$
 $H(u)$ Heaviside step function :
 $1 : L < L_i$ and $0 : L > L_i$

n splines \rightarrow $2n$ moments

Approximation of $n(L)$ by $s_{n,s}$ continuous, differentiable, and so that the moment are preserved,

$$\int_0^\infty s_{n,s}(L) L^k dL = m_k = \int_0^\infty n(L) L^k dL$$

$$\sum_{i=1}^n (p_i L_i^{s+1}) L_i^j = \frac{(j+1)(j+2)\dots(j+s+1)}{s!} m_j$$

Thanks to three-term recurrence relation of the Chebyshev algorithm

CSR : Results and validations

Nucleation and growth in a MSMPR crystallizer :

- Steady state,
- Mixed Suspension, Mixed Product Removal.

$$n(L) = \frac{R_N}{G} \exp\left(\frac{-L}{G\tau}\right)$$



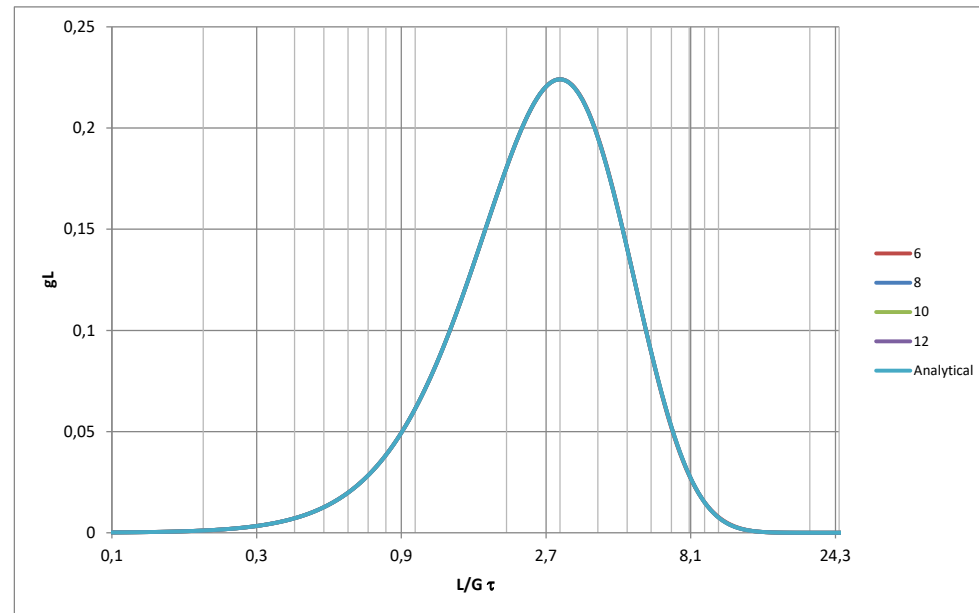
$$\frac{m_k}{\tau} = k! R_N (G\tau)^k$$

$$g(L) = \frac{n(L)L^3}{m_3}$$

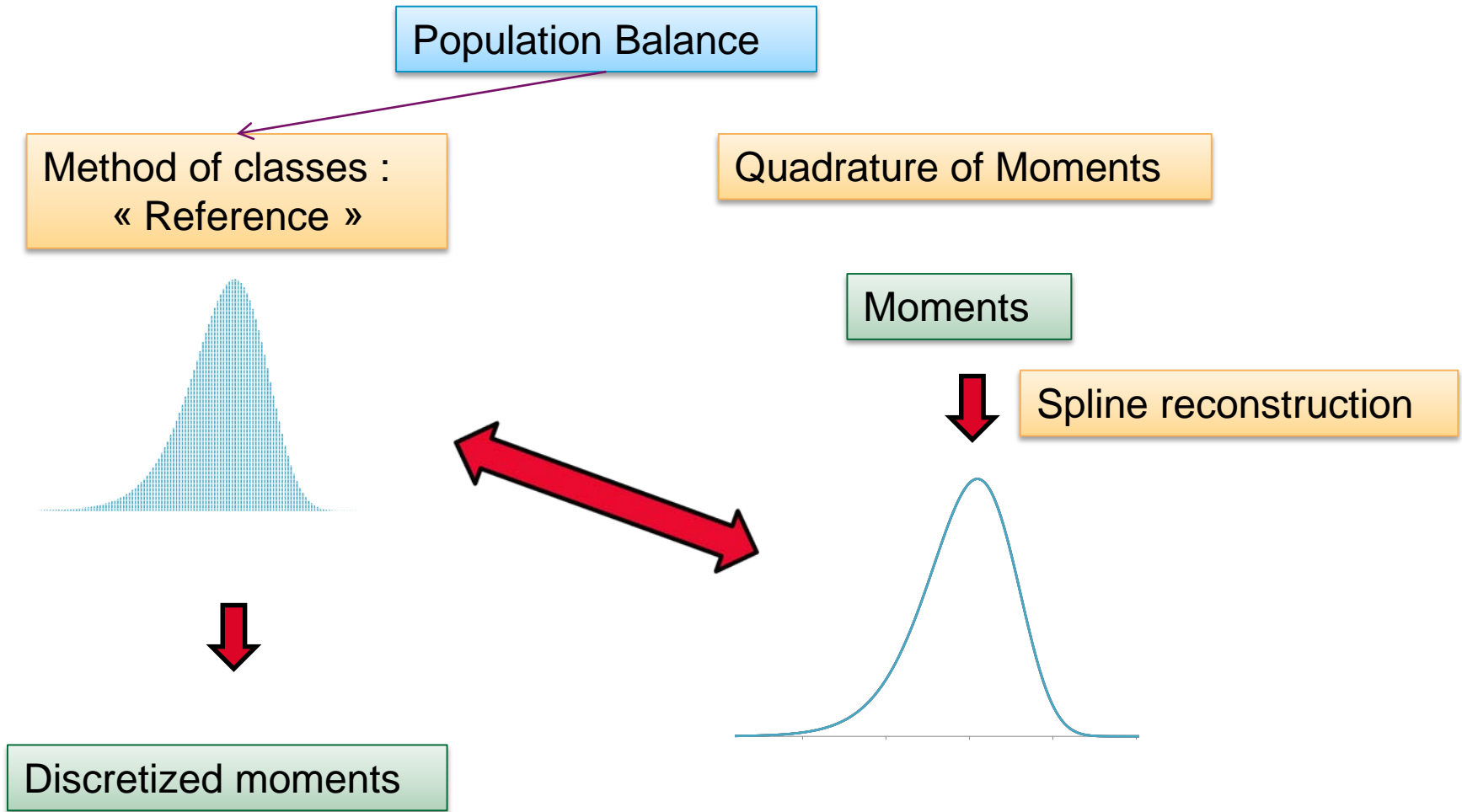
- $R_N = 10$
- $G = 0.1$
- $\tau = 10$

- Ode (Lsode)
- Until steady state

Moment	Analytical	Calculated	Relative error
m0	100	100	0
m1	100	100	0
m2	200	200	1,421E-16
m3	600	600	1,895E-16
m4	2400	2400	3,79E-16
m5	12000	12000	6,063E-16
m6	72000	72000	6,063E-16
m7	504000	504000	6,929E-16
m8	4032000	4032000	8,084E-16
m9	36288000	36288000	8,213E-16
m10	362880000	362880000	1,15E-15
m11	3991680000	3991680000	1,075E-15



Comparison for Nucleation, growth and agglomeration



[Method of classes : Koren 3rd order for growth, Litster adjustable discretization $q = 5$
 $L_{min} = 0.001$, $L_{max} = 30$.]

NonDimensionalizing the Population Balance

$$x = \frac{L}{G\tau}$$

$$f(x) = \frac{G}{R_N}$$

$$\frac{df(x)}{dx} + f(x) - \delta(x) - b(x) + d(x) = 0$$

$$b(x) = K \frac{x^2}{2} \int_0^x \frac{f[(x^3 - \lambda^3)^{1/3}] f(\lambda)}{(x^3 - \lambda^3)^{2/3}} d\lambda$$

$$d(x) = K f(x) \int_0^\infty f(\lambda) d\lambda = K f(x) \tilde{\mu}_0$$

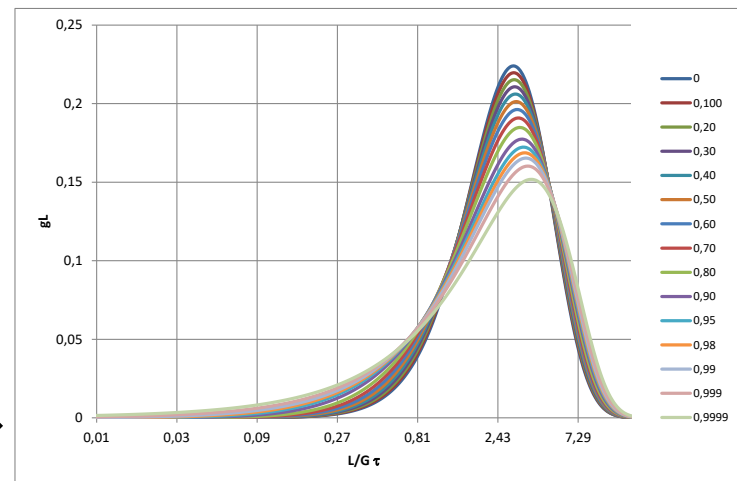
$$K = R_N \beta_o \tau^2$$

$$I_{agg} = 1 - \frac{m_0}{R_N \tau}$$

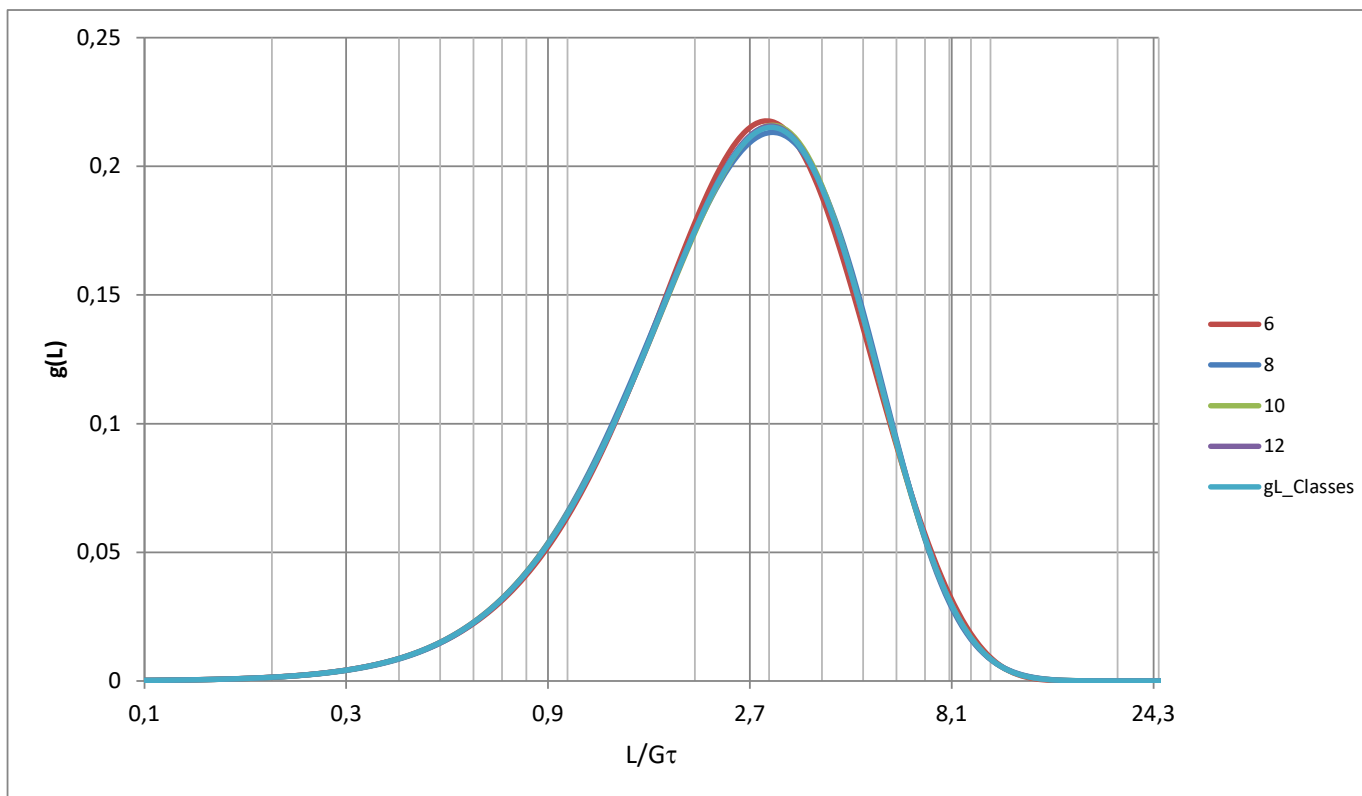
Number of particles

Number of created particles

« Reference » by method of classes

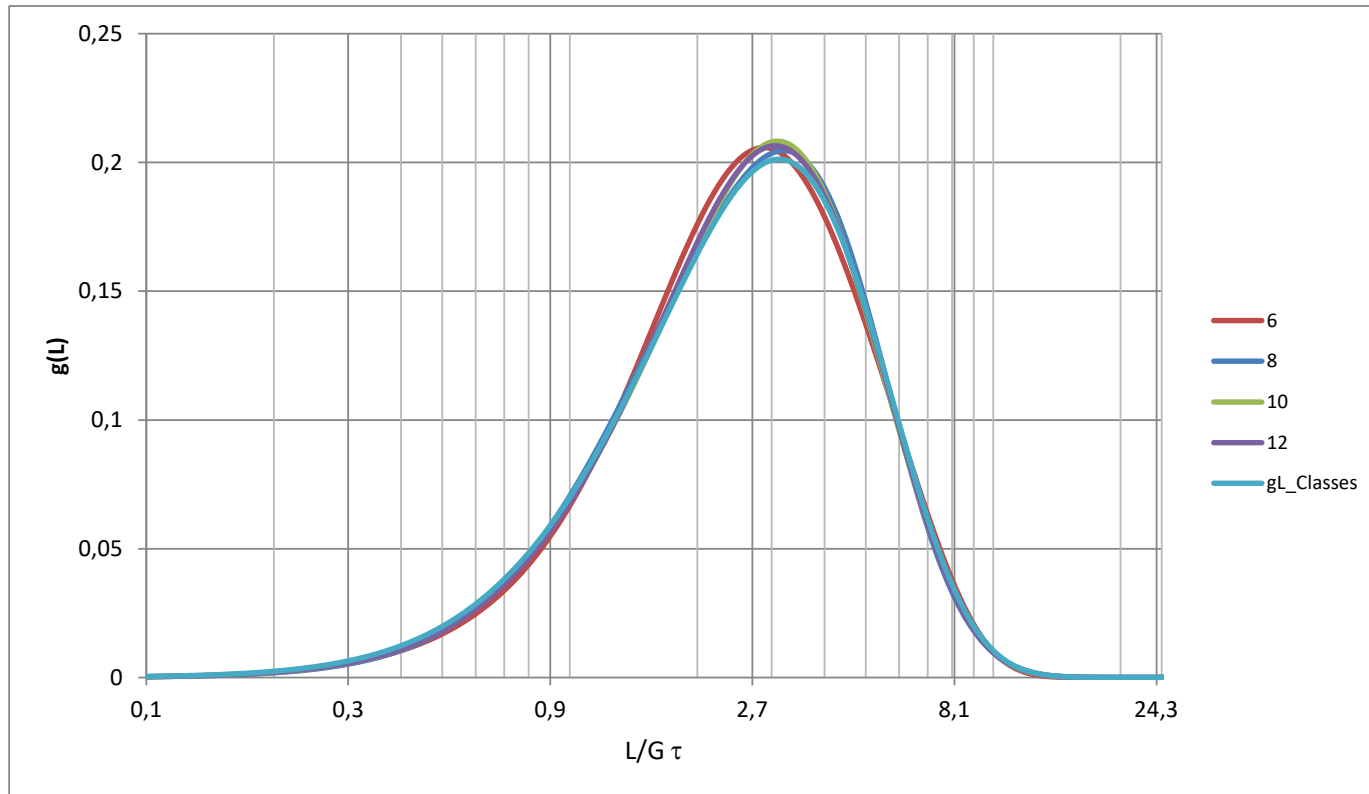


Results : $I_{agg} = 0.2$



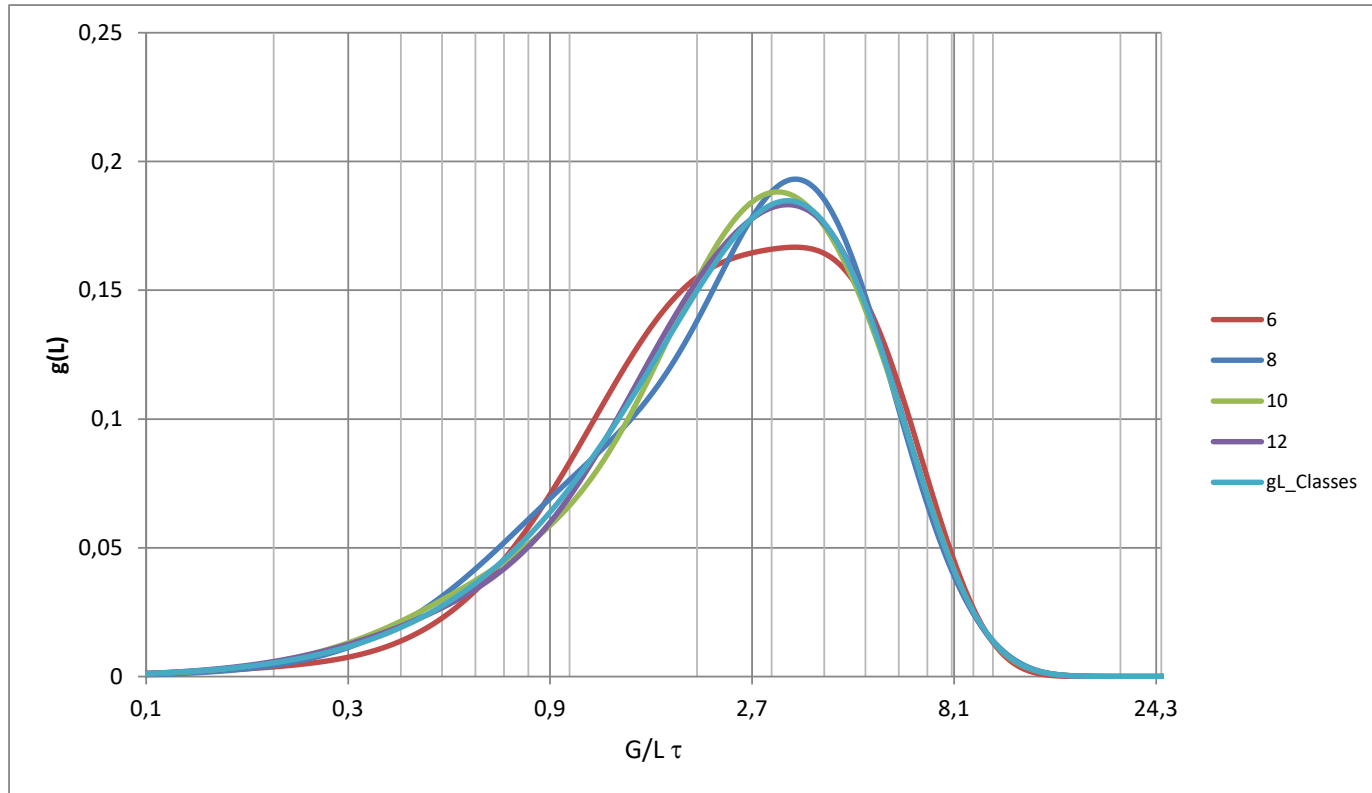
	Number of moments				Classes
	6	8	10	12	
D10	1,055	1,047	1,045	1,046	1,047
D50	2,649	2,656	2,661	2,658	2,659
D90	5,417	5,4	5,397	5,402	5,403
D43	4,062	4,061	4,060	4,060	4,061

Results : $I_{agg} = 0.4$



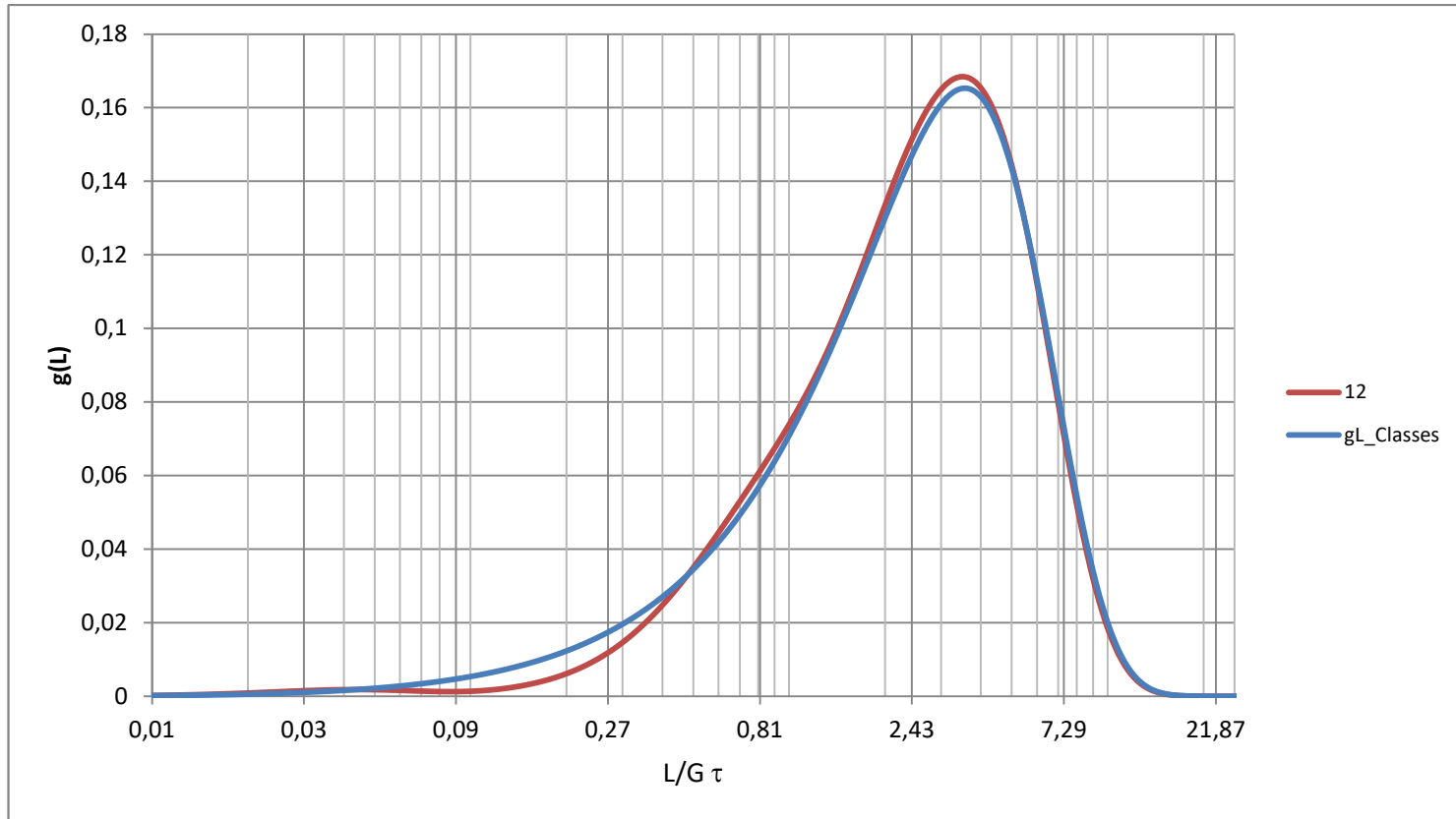
	Number of moments				Classes
	6	8	10	12	
D10	1,005	0,9787	0,9771	0,9819	0,9453
D50	2,611	2,645	2,647	2,64	2,631
D90	5,553	5,486	5,494	5,499	5,553
D43	4,136	4,133	4,132	4,131	4,134

Results : $I_{agg} = 0.8$



	Number of moments				Classes
	6	8	10	12	
D10	0,8547	0,7619	0,7685	0,8007	0,7923
D50	2,511	2,641	2,603	2,589	2,594
D90	5,867	5,709	5,761	5,754	5,762
D43	4,359	4,348	4,346	4,346	4,354

Results : $I_{agg} = 0.99$



	Number of moments				Classes
	6	8	10	12	
D10	0,6567	0,4675	0,6285	0,6623	0,5545
D50	2,509	2,651	2,555	2,572	2,534
D90	6,107	5,931	6,04	6,038	6,091
D43	4,604	4,584	4,587	4,595	4,658

Results : Iagg = 0.99 : some insights

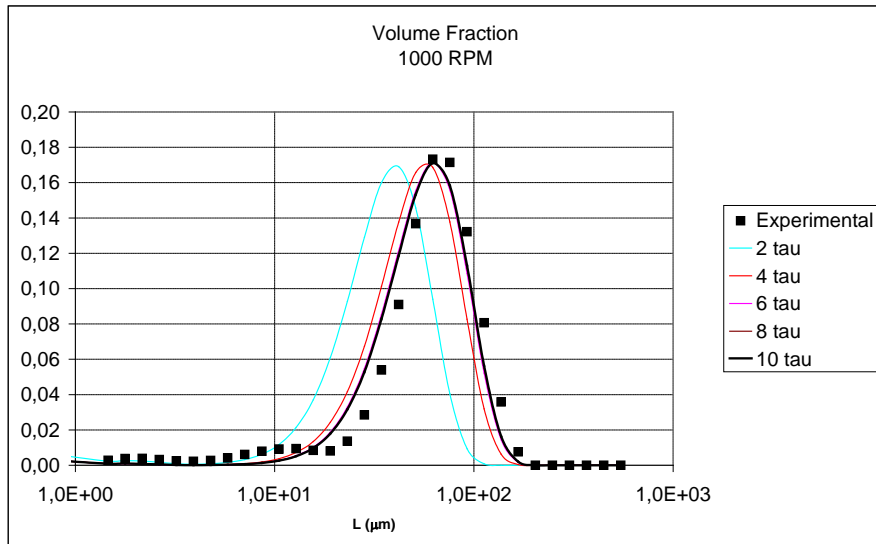
	Number of moments				Classes
	6	8	10	12	
m0	1,000	1,000	1,000	1,000	0,999
m1	0,034	0,039	0,042	0,044	0,057
m2	0,044	0,047	0,048	0,049	0,055
m3	0,132	0,140	0,145	0,148	0,166
m4	0,606	0,641	0,664	0,682	0,773
m5	3,534	3,756	3,914	4,029	4,648
m6		26,404	27,638	28,531	33,458
m7		214,129	224,987	232,872	277,336
m8			2061,847	2139,298	2583,791
m9			20934,394	21767,871	26611,184
m10				242516,417	299335,014
m11				2932733,601	3642944,196
G		0,1	0,1	0,1	0,1
RN		10	10	10	10,17
Beta		19,8	19,8	19,8	20,16
Iagg		0,9900	0,9900	0,9900	0,9902

$$\frac{m_0}{\alpha\tau} = R_N - \frac{\beta}{2} m_0^2$$

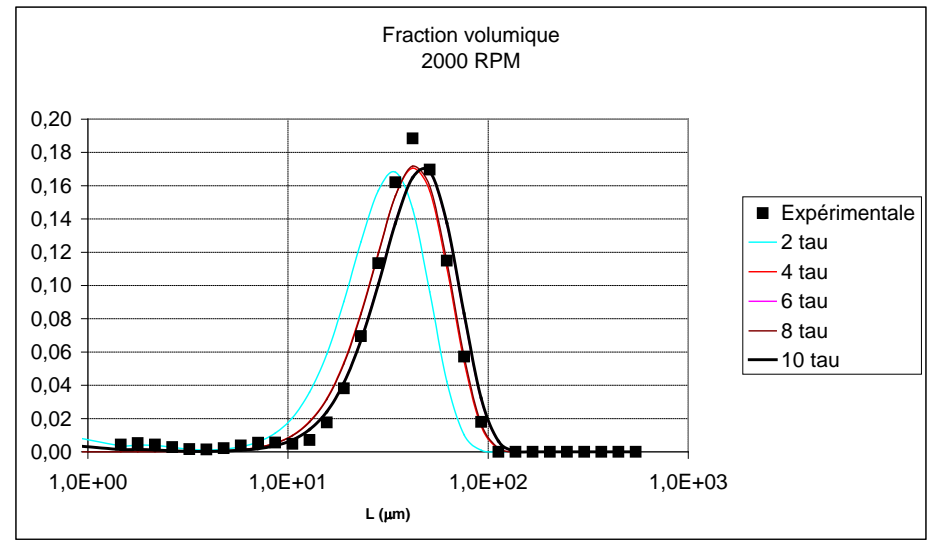
$$\frac{m_3}{\alpha\tau} = 3G \cdot m_2$$

$$\frac{m_6}{\alpha\tau} = 6G \cdot m_5 + \beta m_3^2$$

Application to transient experiments



1000 rpm



2000 rpm

[S. Lalleman : Study of Neodymium Oxalate Precipitation in a Continuous MSMPR]

Conclusion

- ✓ Using the algorithm of Chebyshev, a spline reconstruction preserving the moments, gives access to the distribution of particle sizes,
- ✓ The CSR has been validated against analytical and results obtained with the method of classes, in a non dimensional formulation,
- ✓ It has been also used to model experimental runs,
- ✓ In that case, the comparisons between the experimental and the reconstructed distributions show very good agreement,
- ✓ The QMOM coupled the moment together so other moment approaches, might be tested in the futur.

Thank You



Commissariat à l'énergie atomique et aux énergies alternatives
Centre de Marcoule | BP17171 | 30207 Bagnols-sur-Cèze Cedex
T. +33 (0)4 66 79 66 48 | F. +33 (0)4 66 79 60 27

Etablissement public à caractère industriel et commercial | RCS Paris B 775 685 019

Direction de l'énergie nucléaire
Département de radiochimie des procédés
Service de chimie des procédés de séparation
Laboratoire de physico-chimie des procédés