



HAL
open science

CFD Analysis of Two-Phase Flows in a Narrow Rectangular Channel with NEPTUNE_CFD and Study of the Lateral Development of the Void Fraction

Youssef Miftah, Olivier Marfaing, Guillaume Bois

► **To cite this version:**

Youssef Miftah, Olivier Marfaing, Guillaume Bois. CFD Analysis of Two-Phase Flows in a Narrow Rectangular Channel with NEPTUNE_CFD and Study of the Lateral Development of the Void Fraction. Les Rencontres scientifiques d'IFP Energies nouvelles DEFI 2016 (dynamique des écoulements à interfaces fluides), Oct 2016, Lyon, France. cea-02438345

HAL Id: cea-02438345

<https://cea.hal.science/cea-02438345>

Submitted on 14 Jan 2020

HAL is a multi-disciplinary open access archive for the deposit and dissemination of scientific research documents, whether they are published or not. The documents may come from teaching and research institutions in France or abroad, or from public or private research centers.


L'archive ouverte pluridisciplinaire **HAL**, est destinée au dépôt et à la diffusion de documents scientifiques de niveau recherche, publiés ou non, émanant des établissements d'enseignement et de recherche français ou étrangers, des laboratoires publics ou privés.

CFD Analysis of Two-Phase Flows in a Narrow Rectangular Channel with NEPTUNE_CFD and Study of the Lateral Development of the Void Fraction



Youssef Miftah, Olivier Marfaing, Guillaume Bois

Den-Service de thermo-hydraulique et de mécanique des fluides (STMF), CEA, Université Paris-Saclay, F-91191, Gif-sur-Yvette, France

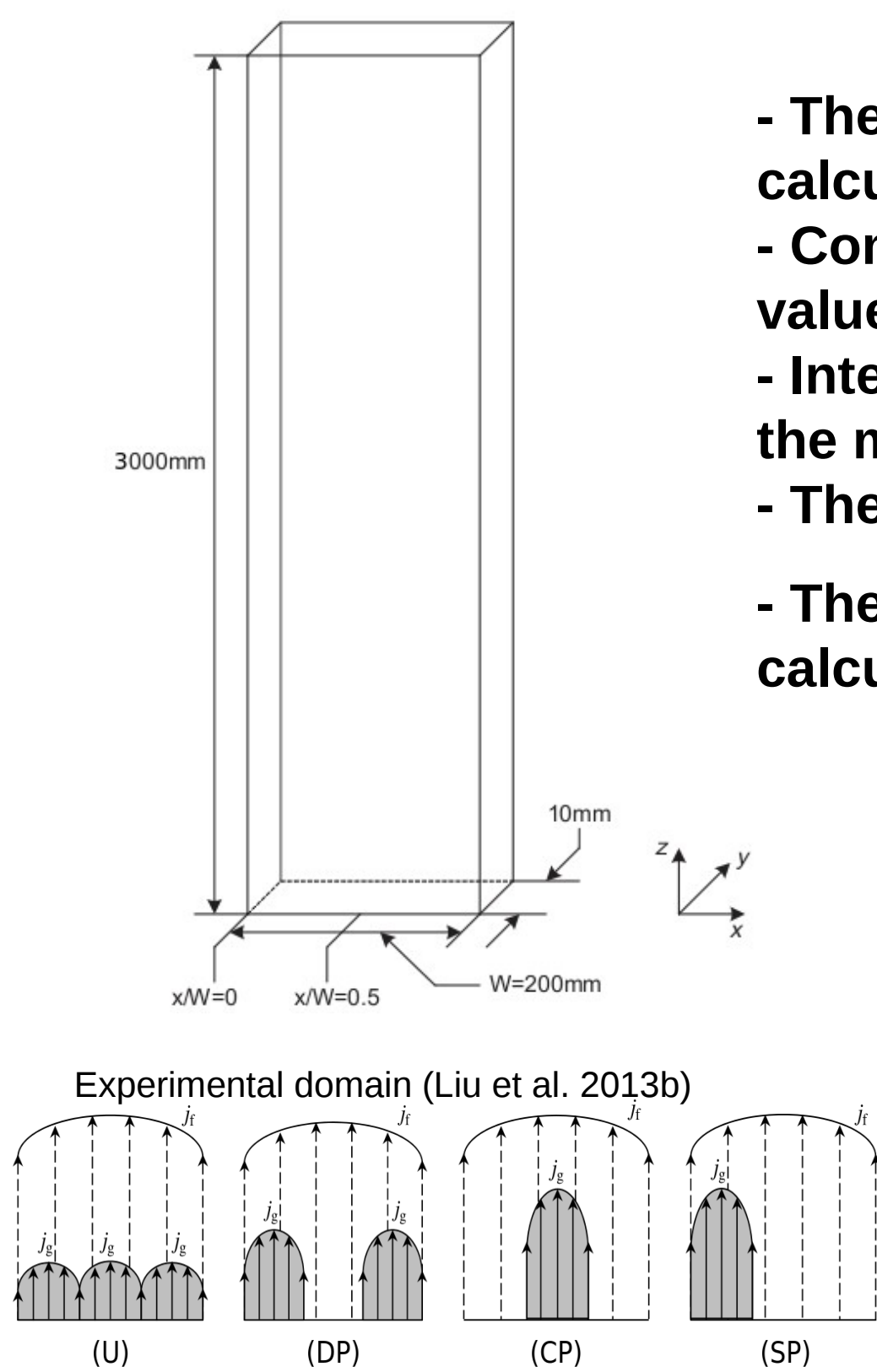


Introduction

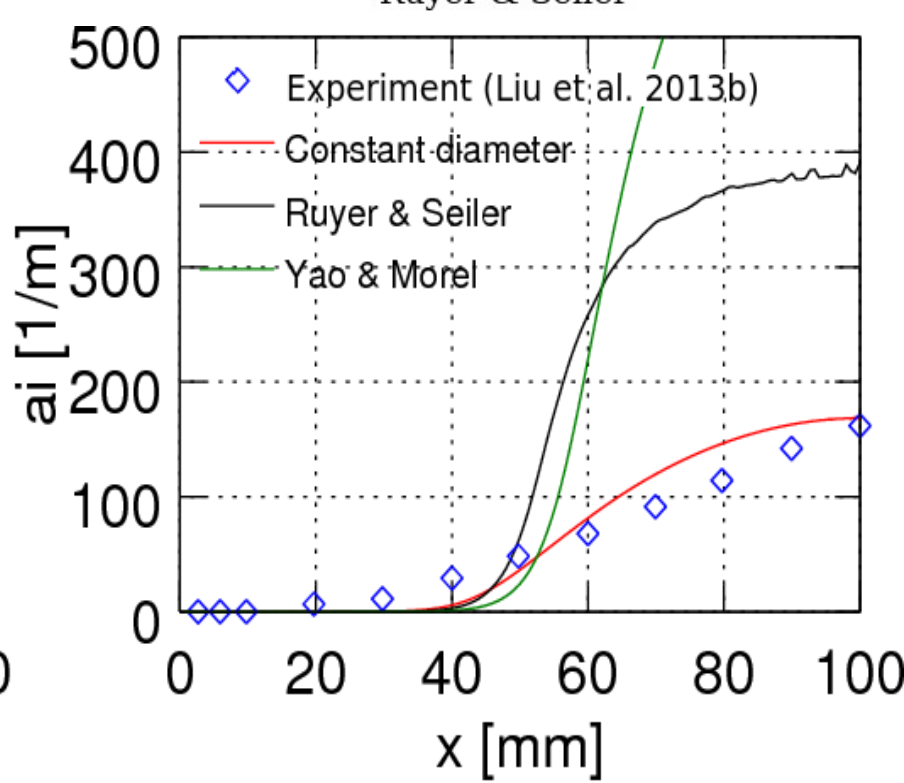
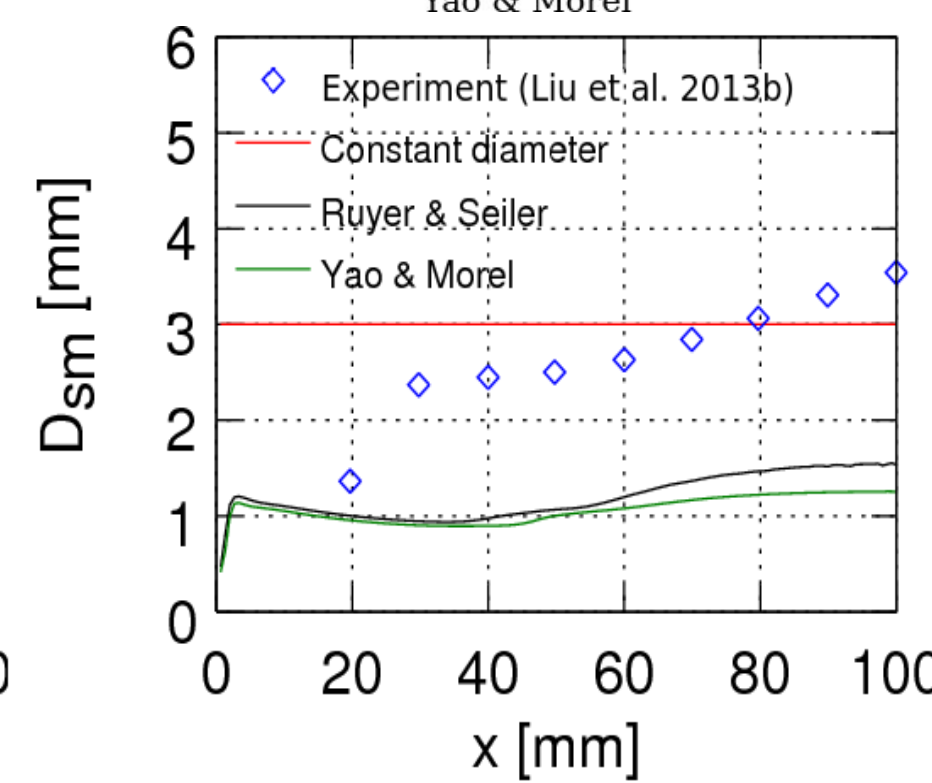
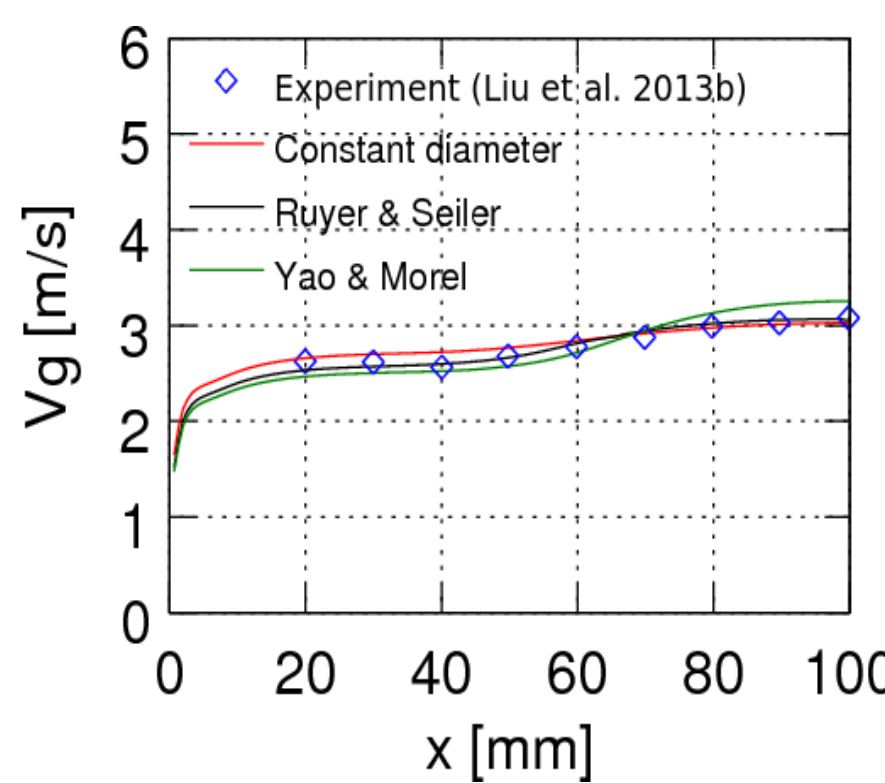
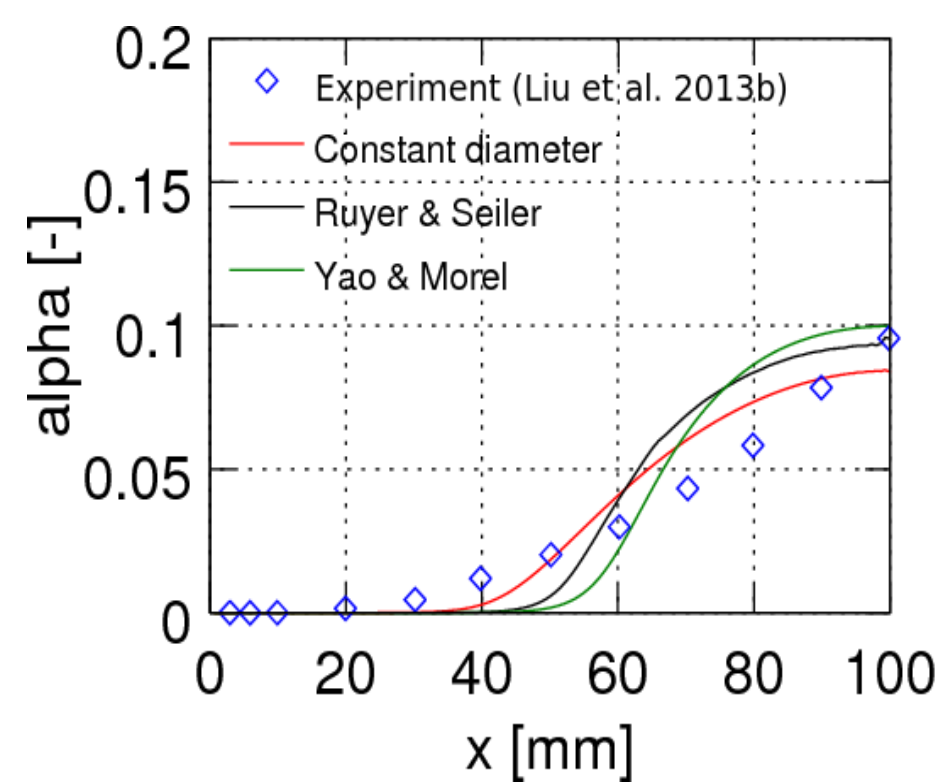
The lateral motion of bubbles in a flat rectangular channel is a phenomenon of physical interest. As the lift, wall and turbulent dispersion forces are assumed to be the main contributors, they have to be correctly modelled for CFD codes to accurately describe this phenomenon. First a validation process of the code NEPTUNE_CFD is performed, based on experiments in narrow rectangular duct carried out by Liu et al. (2013a and 2013b) and Kim et al. 2002. A dimensional analysis of the lateral motion of bubbles is then made, and ruling parameters identified using the CFD tool.

Validation of NEPTUNE_CFD

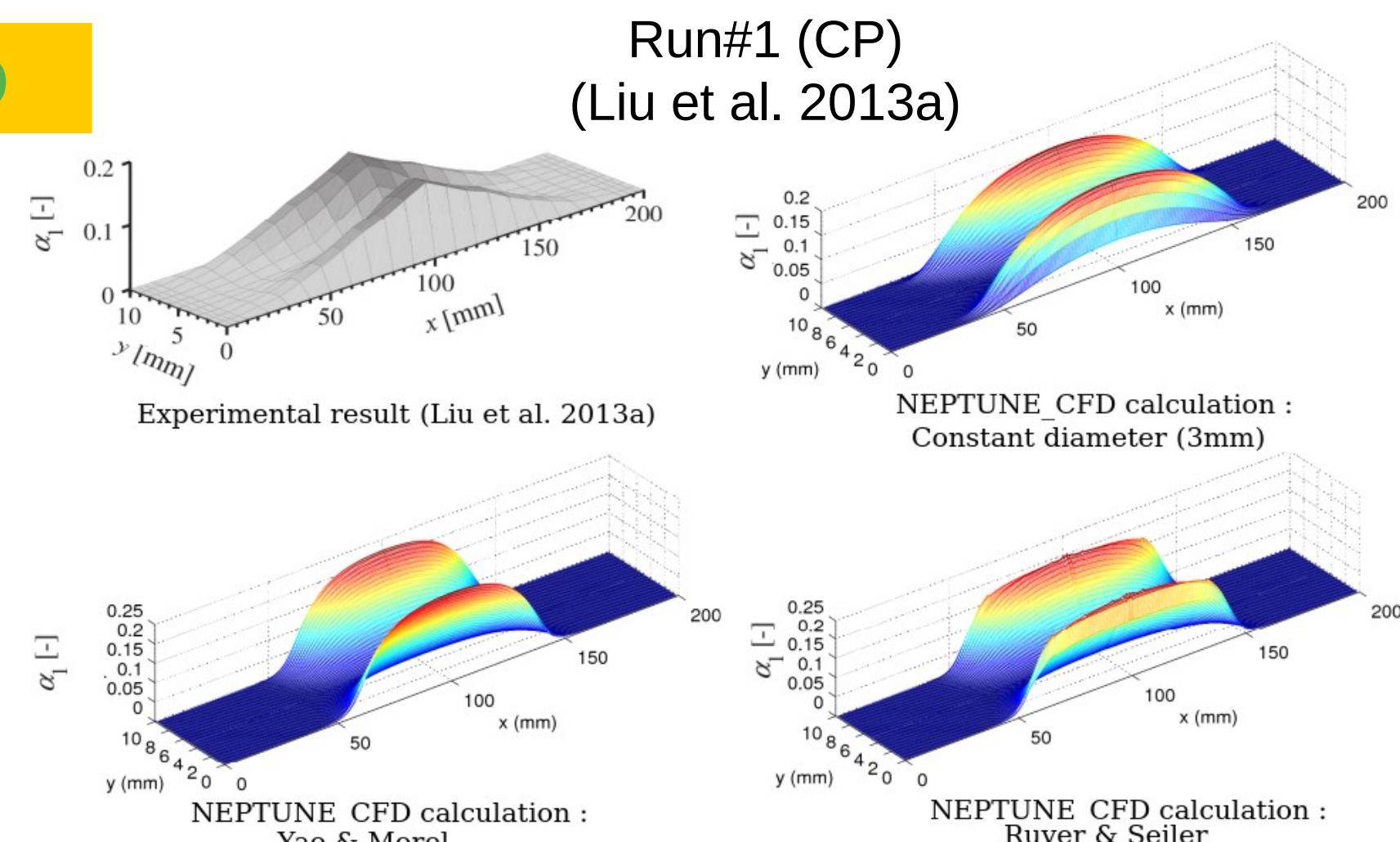
- The validation process has been made over 6 bubbly flow calculations.
- Comparison to experimental data shows very good agreement for values averaged across the gap.
- Interfacial Area Transport Equation (IATE) models underestimate the mean bubble diameter.
- The lateral development is of lower amplitude in the calculations.
- The acute void fraction peak of case (CP) is never found in the calculations



4 non-uniform two-phase profiles (Liu et al. 2013a)



Comparison of NEPTUNE_CFD calculations to experiment of (Liu et al. 2013b). Run#1 (CP), $j_g=0.09\text{m/s}$, $j_f=2.53\text{m/s}$, $z/D_h=142$



Lateral development across the wider dimension : dimensional analysis

The Vaschy-Buckingham theorem (a.k.a Theorem Pi) is used to identify the dimensionless numbers ruling the flow in the channel.

Any variable ζ of the flow depends on the parameters through a particular function F :

$$F(\zeta, x, y, z, L, e, H, d, \rho_f, \rho_g, \mu_f, \mu_g, j_f, j_g, \sigma, g) = 0$$

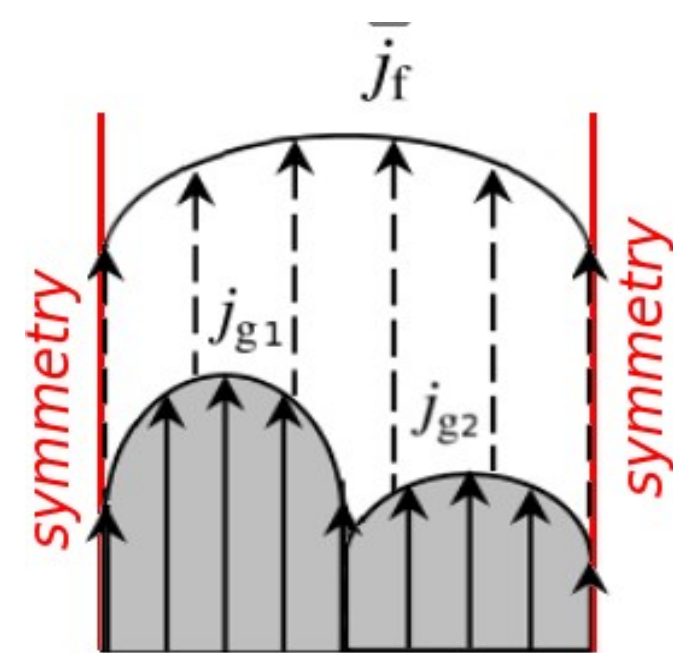
The parameters appearing are then made dimensionless and the variable of interest ζ being the void fraction averaged along the gap, we obtain the following relation :

$$\alpha = \alpha\left(\frac{x}{e}, \frac{z}{e}, \frac{d}{e}, \frac{\rho_g}{\rho_f}, \frac{\mu_g}{\mu_f}, \frac{j_g}{j_f}, \overline{Re}_f, \overline{We}, Eo\right)$$

$$\overline{Re}_f = \frac{\rho_f j_{f0} D_h}{\mu_f} \quad Eo = \frac{\Delta \rho g d^2}{\sigma} \quad \overline{We} = \frac{\Delta \rho j_{f0}^2 d}{\sigma}$$

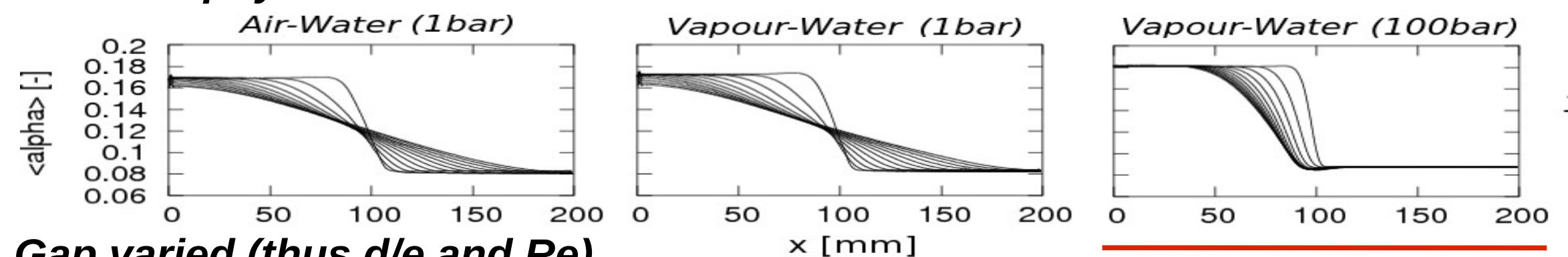
We then studied the effect the parameters by varying them independently from the others when possible.

The lateral development was observed through CFD computations with NEPTUNE_CFD. The inlet conditions induced a difference of void fraction, but a continuous velocity of both phases over the inlet section.

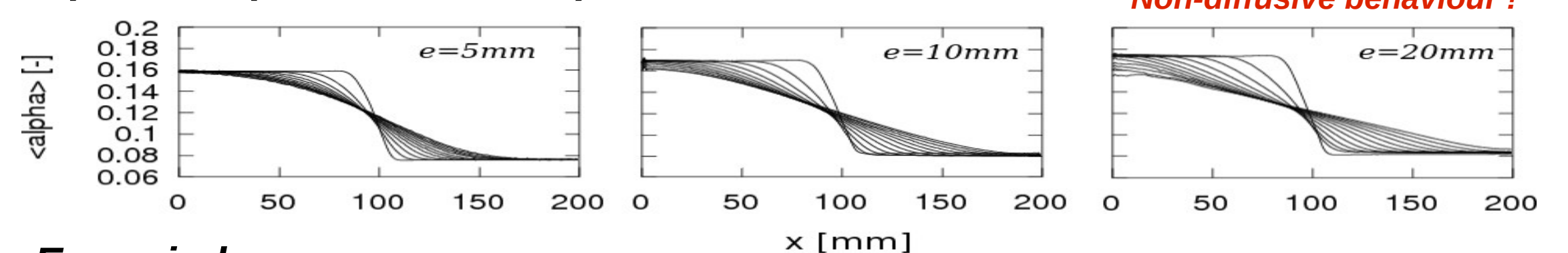


Inlet conditions for the dimensional analysis with NEPTUNE_CFD

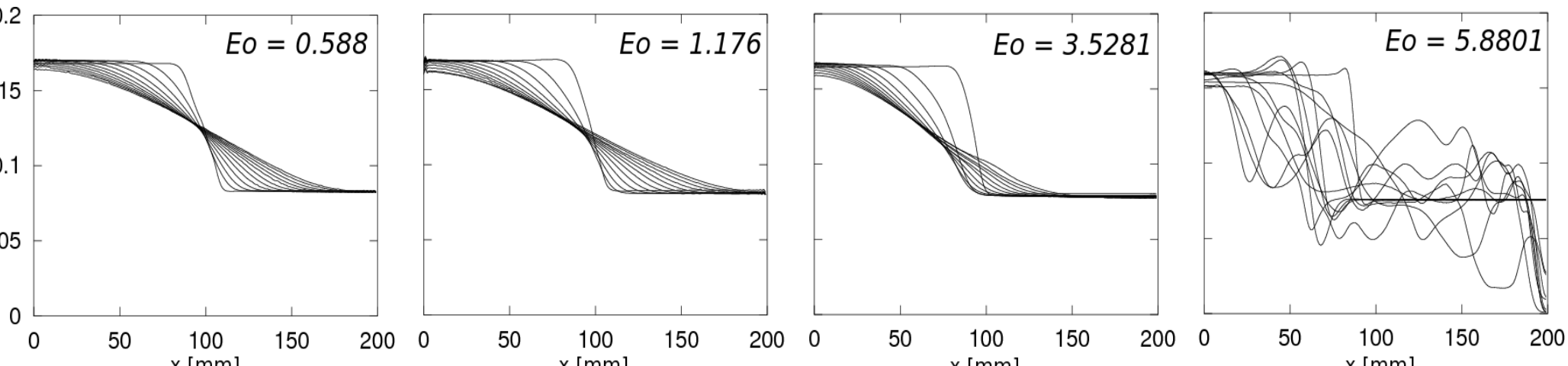
Cases of physical interest



Gap varied (thus d/e and Re)



Eo varied

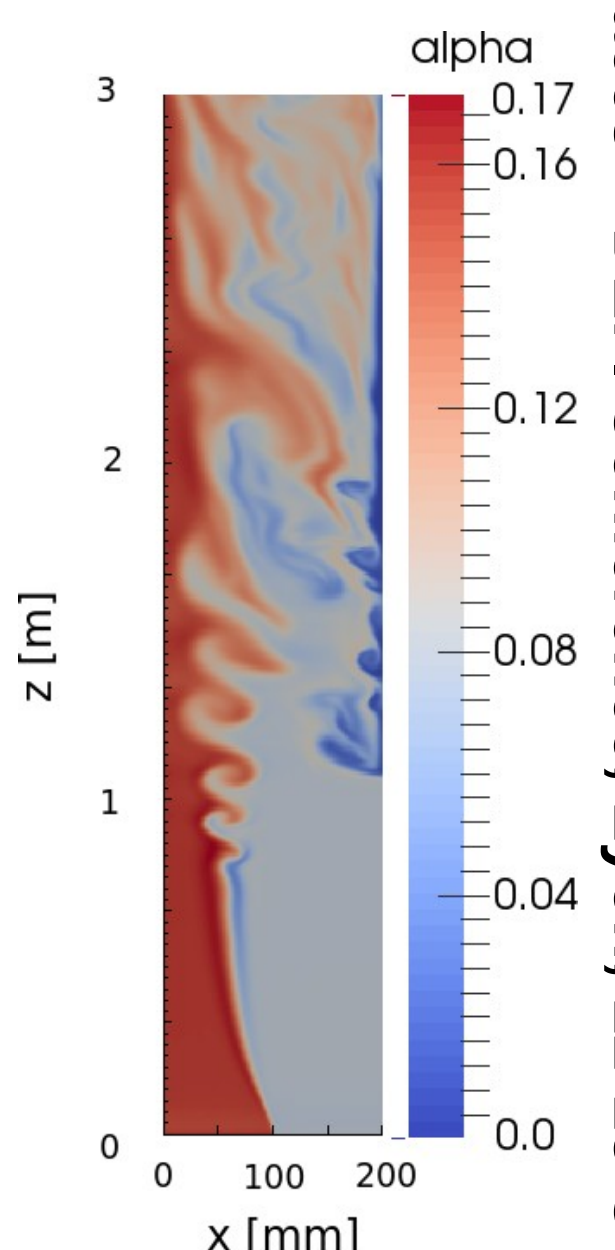


The dimensionless analysis was mostly focused on the following parameters : $\frac{d}{e}, \frac{j_g}{j_f}, \overline{Re}_f, \overline{We}, Eo$

It identified the **Eötvös number** as most sensitive parameter. The other having minor effects on the lateral development of void fraction. It can also be noted that an important value of Eo, by changing the sign of the lift force, intensifies the disequilibrium of void fraction and induces a strong gradient of velocity, which might explain the development of instabilities in the duct.

Conclusions

- The validation study of NEPTUNE_CFD shows good agreement with experimental data provided the interfacial area is accurately. The lateral development is however underestimated. More accurate IATE models are needed.
- The lateral development has diffusive characteristics when Eo is low.
- Higher values of Eo destabilizes the flow.



References

- [Kim et al. 2002] S. Kim, M. Ishii, Q. Wu, D. McCreary, and S.G. Beus. *Interfacial structures of confined air-water two-phase bubbly flow*. Experimental Thermal and Fluid Science, 26 :461–472, 2002.
- [Liu et al. 2013a], Y.Liu, T.Roy, D.T.Lee, M.Ishii, J.R.Buchanan Jr., *Experimental study of non-uniform inlet conditions and three-dimensional effects of vertical air-water two-phase flow in a narrow rectangular duct*. International Journal of Heat and Fluid Flow 39, 173-186
- [Liu et al. 2013b], Y. Liu, D.Y. Lee, T. Roy, M. Ishii, and J.R. Buchanan Jr. *The development of two-phase flow structures in air-water planar bubble jets*. International Journal of Multiphase Flow, 56 :25–39, 2013
- [Marfaing et al, 2016] O. Marfaing, M. Guingo, J. Laviéville, G. Bois, N. Méchitoua, N. Méricoux, S. Mimouni, *An analytical relation for the void fraction distribution in a fully developed bubbly flow in a vertical pipe*, Chemical Engineering Science, 152, 579-585, 2016.