



HAL
open science

Secondary hydriding of zirconium-based fuel claddings at high temperature (LOCA conditions). Part 2: Effect of high hydrogen contents on metallurgical and mechanical properties. Part 1: Multi-scale study of hydrogen distribution

T. Le Hong, Matthieu Le Saux, J.-C. Brachet, J. Crepin

► To cite this version:

T. Le Hong, Matthieu Le Saux, J.-C. Brachet, J. Crepin. Secondary hydriding of zirconium-based fuel claddings at high temperature (LOCA conditions). Part 2: Effect of high hydrogen contents on metallurgical and mechanical properties. Part 1: Multi-scale study of hydrogen distribution. 23rd QUENCH workshop 2017, Oct 2017, Karlsruhe, Germany. cea-02417311

HAL Id: cea-02417311

<https://cea.hal.science/cea-02417311>

Submitted on 18 Dec 2019

HAL is a multi-disciplinary open access archive for the deposit and dissemination of scientific research documents, whether they are published or not. The documents may come from teaching and research institutions in France or abroad, or from public or private research centers.

L'archive ouverte pluridisciplinaire **HAL**, est destinée au dépôt et à la diffusion de documents scientifiques de niveau recherche, publiés ou non, émanant des établissements d'enseignement et de recherche français ou étrangers, des laboratoires publics ou privés.

DE LA RECHERCHE À L'INDUSTRIE



with financial contributions from



www.cea.fr

23rd QUENCH workshop, October 17-19, 2017 Karlsruhe, Germany

SECONDARY HYDRIDING OF ZIRCONIUM-BASED FUEL CLADDINGS AT HIGH TEMPERATURE (LOCA CONDITIONS)

PART 2: EFFECT OF HIGH HYDROGEN CONTENTS ON METALLURGICAL AND MECHANICAL PROPERTIES

Thai LE HONG^{1,2}, **Matthieu LE SAUX**¹, **Jean-Christophe BRACHET**¹, **Isabelle TURQUE**^{1,2,3}, **Jérôme CREPIN**²

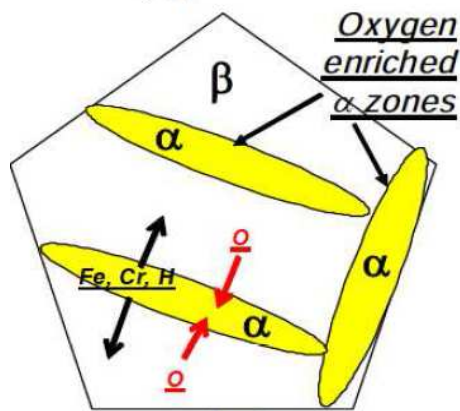
¹ DEN–Service de Recherches Métallurgiques Appliquées (SRMA), CEA, Université Paris-Saclay, F-91191 Gif-sur-Yvette, France

² MINES ParisTech, PSL Research University, Centre des Matériaux, CNRS UMR 7633, BP 87, 91003 Evry, France

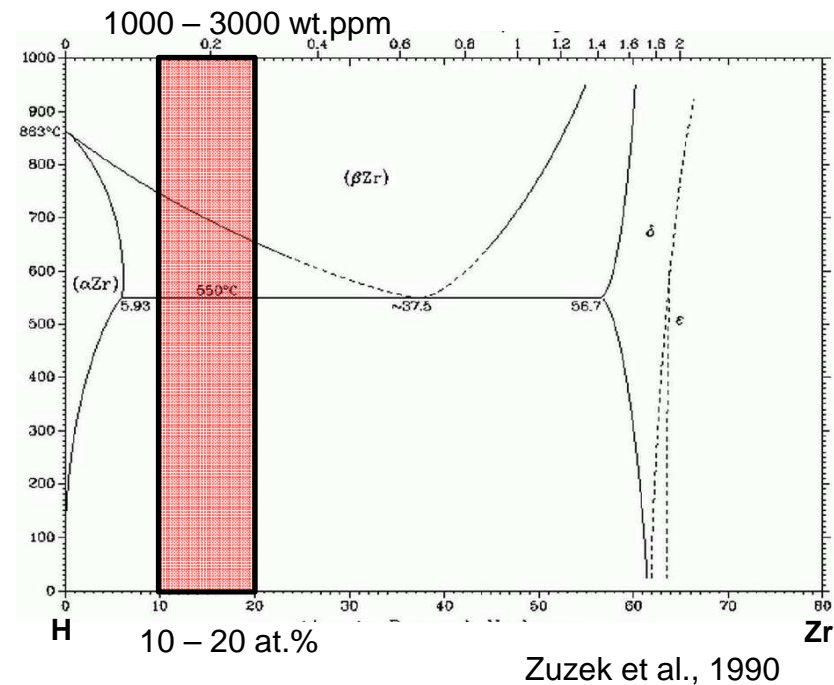
³ Now at DEN-Service d'Etudes des Matériaux Irradiés (SEMI), CEA, Université Paris-Saclay, F-91191 Gif-sur-Yvette, France

- Scientific context of this work and motivation/challenges have been presented by J-C. Brachet in “Secondary hydriding of zirconium based fuel claddings at high temperature (LOCA conditions). Part 1: Multi-scale study of hydrogen distribution”

- Study the coupled effects of oxygen (0,14-0,9wt.%) and high hydrogen contents (1000-3000 wt.ppm) on the metallurgical and mechanical properties of fuel claddings in zirconium based alloys, Zircaloy-4 and M5, during and after cooling/quenching from high temperature (β_{Zr} domain), *i.e.* LOCA conditions




Heterogeneous “micro-composite” prior- β microstructure



This presentation : Effects of high hydrogen contents (up to 3000 wt.ppm)

Model materials homogeneously charged in hydrogen at 1000-3000 wt.ppm under hydrogenated Ar at 800°C, prepared from Zircaloy-4 and M5™* fuel cladding tube specimens

- ❖ Heat-treatment in the β phase temperature domain (1000°C)
- ❖ Cooling down to RT, water quenching or slow cooling, for studying the effects of cooling scenario



Microstructure of a tube in M5 prehydrided at 2000 wt.ppm under hydrogenated Ar at 800°C

Metallurgical characterizations (phase fractions, phase transition temperatures and evolution of lattice parameters) :

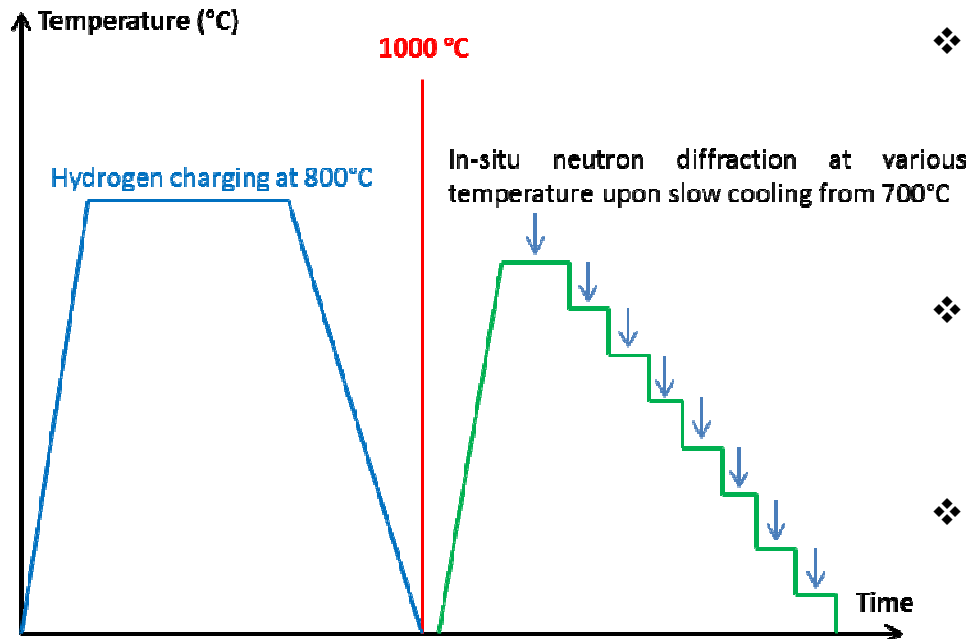
- ❖ In situ neutron diffraction during cooling from 700°C down to 20°C
- ❖ Neutron and X-ray diffraction at RT
- ❖ Comparison to thermodynamic equilibrium prediction obtained by Thermo-Calc and Zircobase thermodynamic database

Mechanical characterizations :

- Uniaxial tensile tests at various temperatures (700°C-30°C) during cooling from high temperatures

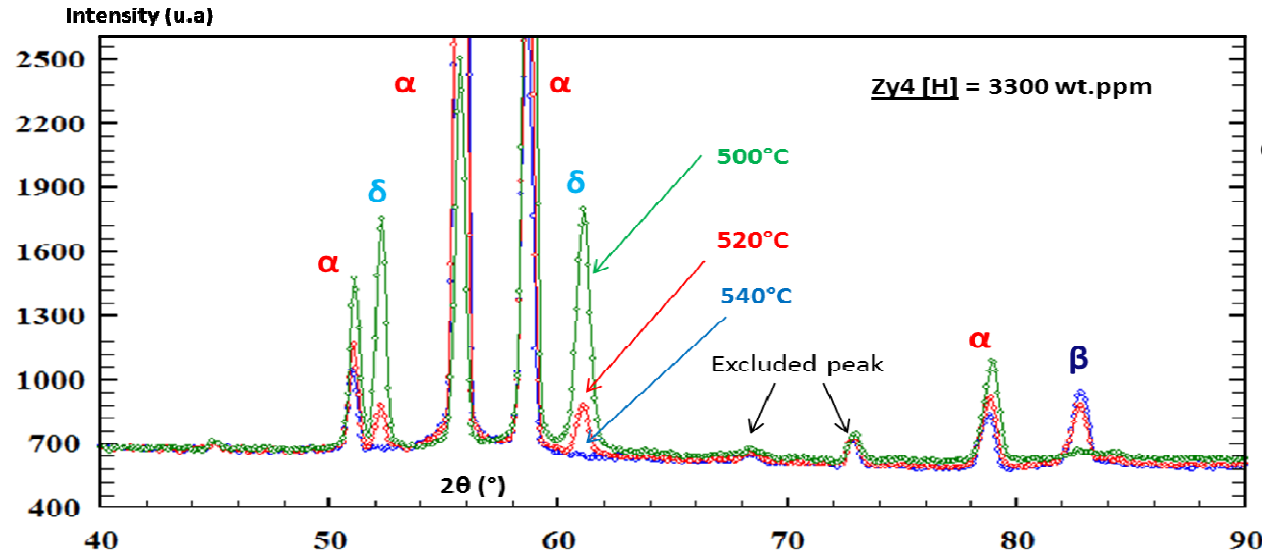
**METALLURGICAL PROPERTIES OF
PREHYDRIDED MATERIALS**

In situ neutron diffractions



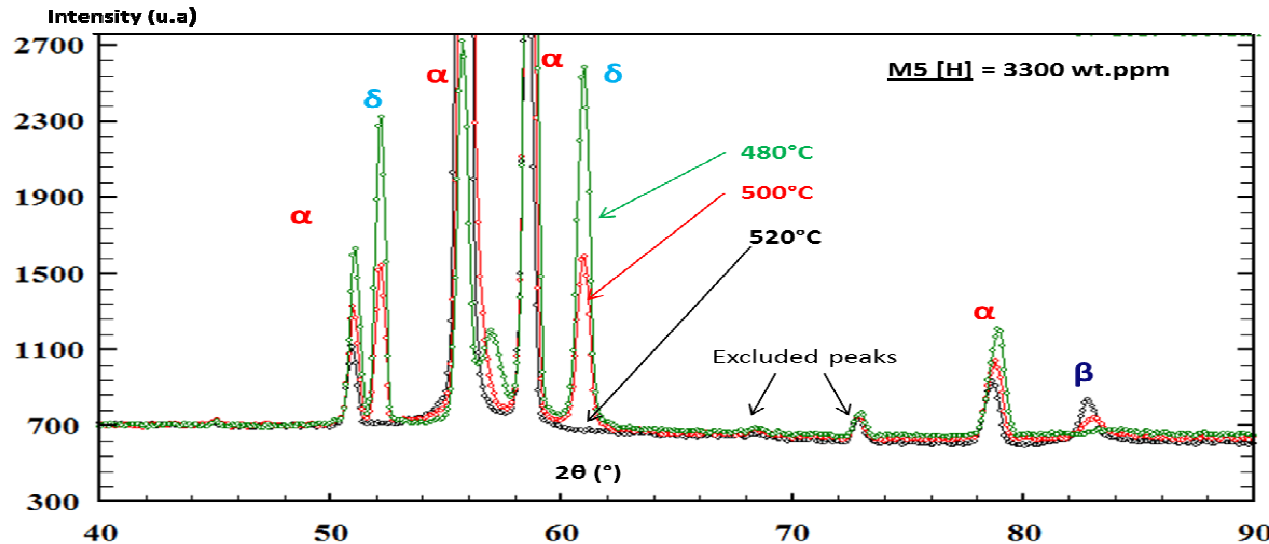
- ❖ **Experimental conditions:** Data acquisition at various temperatures during slow cooling from 700°C (near-equilibrium conditions) to RT
- ❖ **Objectives:** Phase transition temperatures and metallurgical evolutions
- ❖ **Refinement method:** Rietveld refinement and Fullprof software

Eutectoid transformation temperature



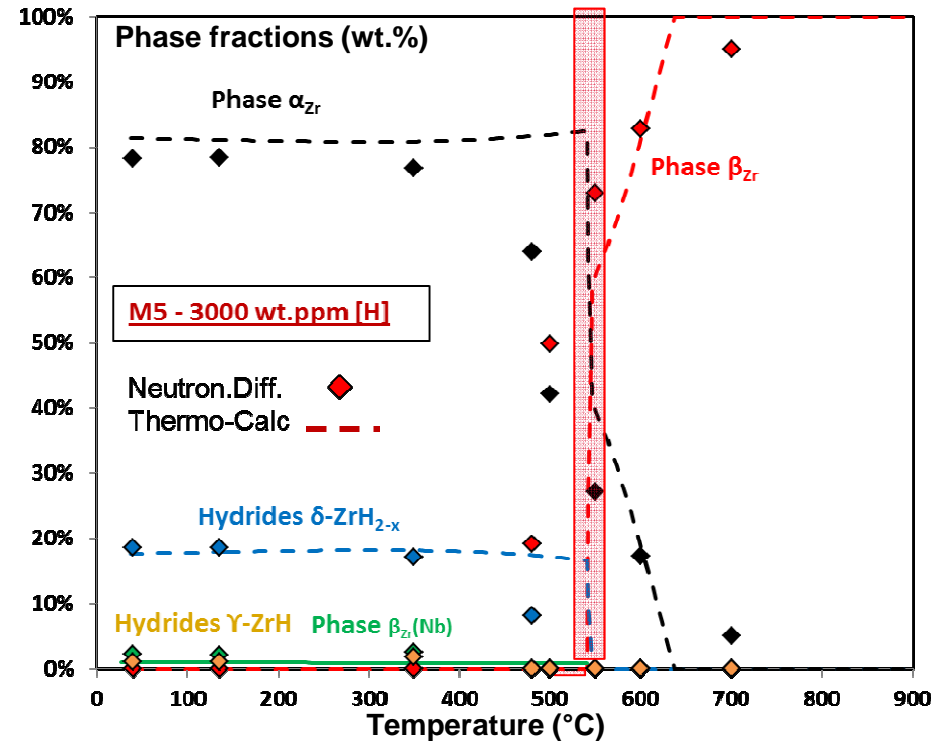
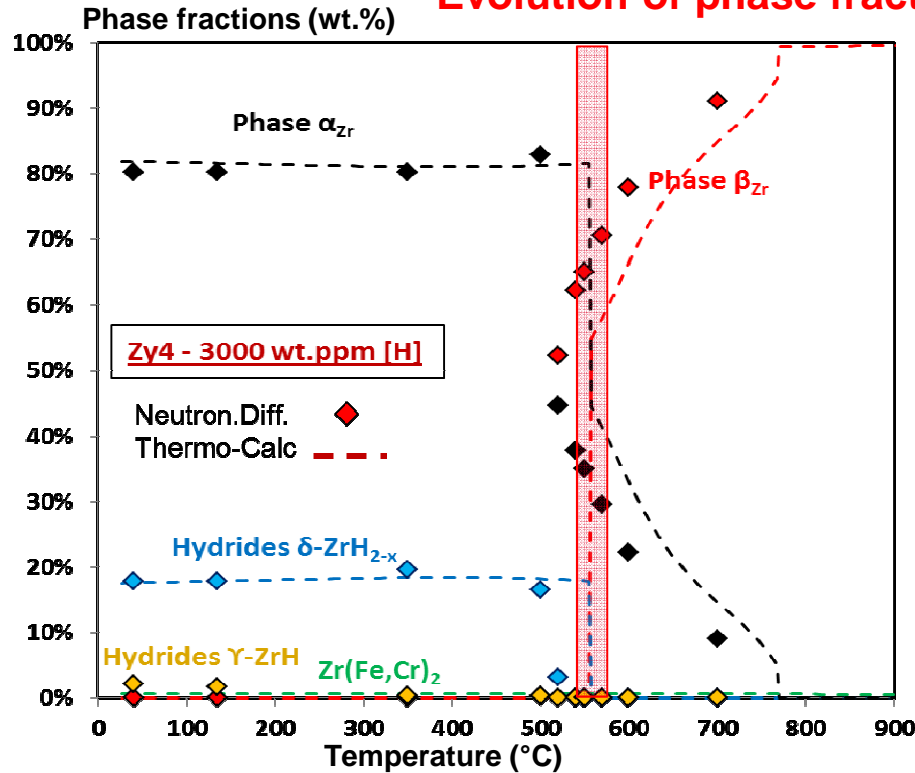
Neutron diffraction diagrams obtained for prehydrided Zy4 and M5 at 3300 wt.ppm, during slow cooling from 700°C after heat-treatment at 1000°C in steam

- ❖ δ -ZrH_{2-x} starts to precipitate in Zy4-3300H at ~ 540°C
- ❖ Temperature range of co-existence $\alpha + \beta + \delta$: 520°C-540°C



- ❖ Apparition of δ -ZrH_{2-x} hydrides in M5-3300H at ~520°C
- ❖ Temperature range of co-existence $\alpha + \beta + \delta$: 480°C-520°C

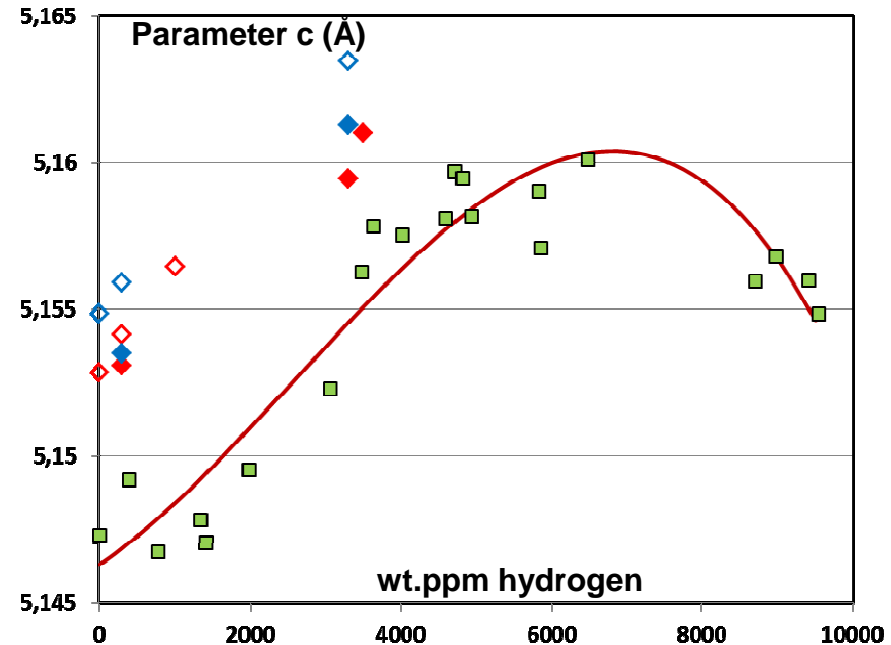
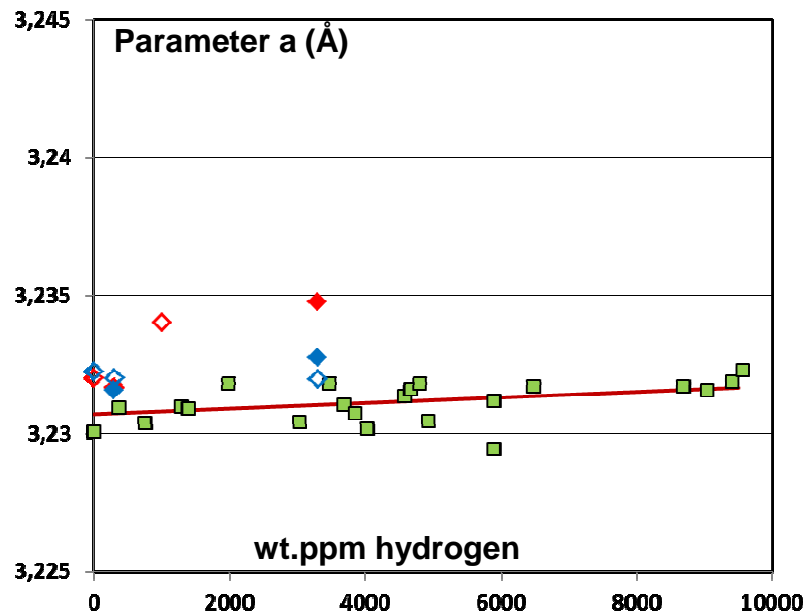
Evolution of phase fractions with temperature



- ❖ Good agreement between Thermo-Calc prediction and neutrons diffraction data
- ❖ Phase transition temperature of M5 < Zy4 because of the presence of Nb
- ❖ Apparition of $\gamma\text{-ZrH}$ hydrides (~2 wt.%) (potentially metastable) at the end of cooling in both cases
- ❖ Not shown here but presence of metastable $\gamma\text{-ZrH}$ hydrides also observed at room temperature in the materials heat-treated at high temperature containing lower quantities of hydrogen (~300 wt.ppm)

Evolution of lattice parameters – Diffraction at RT (case Zy4)

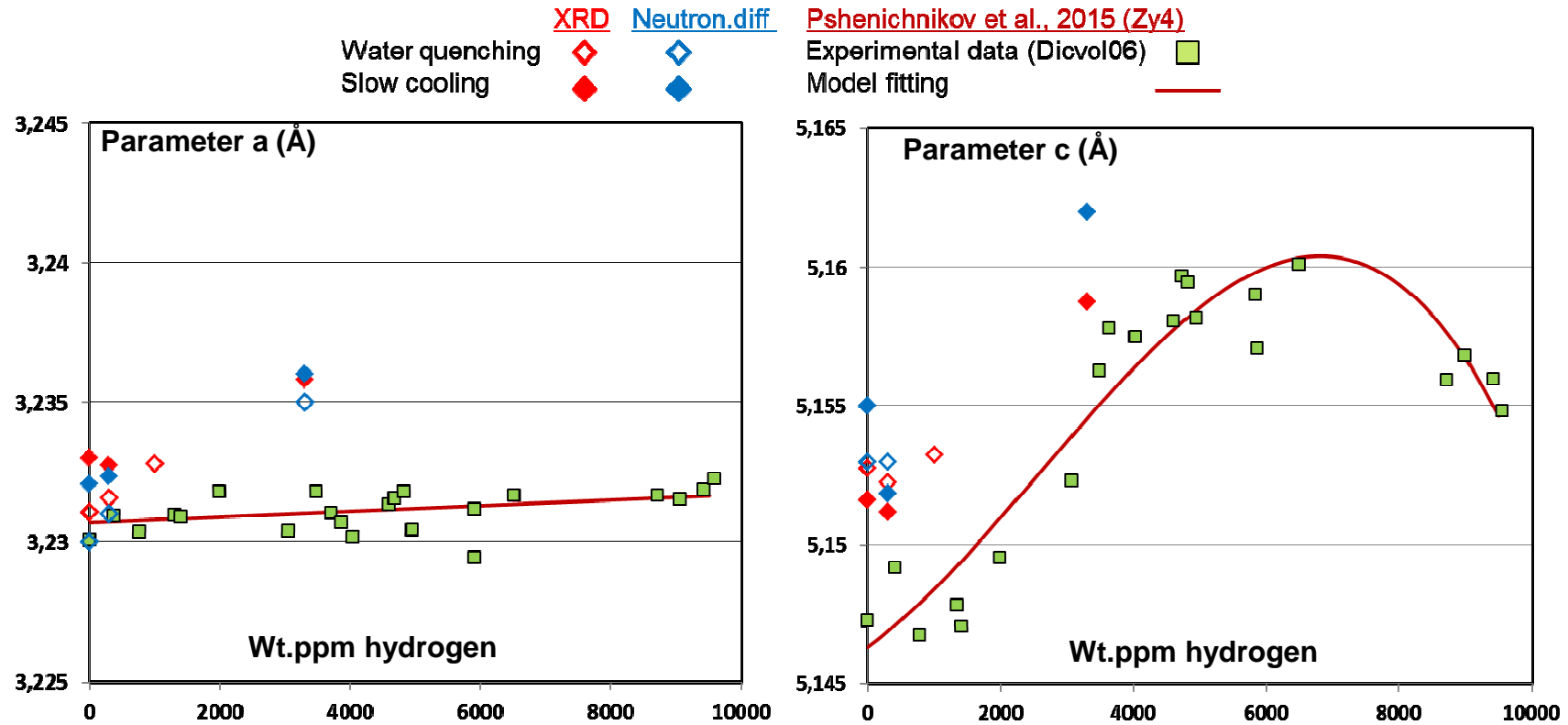
◇ XRD Water quenching
◇ Neutron.diff Slow cooling
■ Pshenichnikov et al., 2015 (Zy4) Experimental data (Dicvol06)
— Model fitting



The results of both CEA XRD and neutrons diffraction at room temperature show a relative a and c parameters increase as a function of the mean H content, as already observed by KIT for Zy4

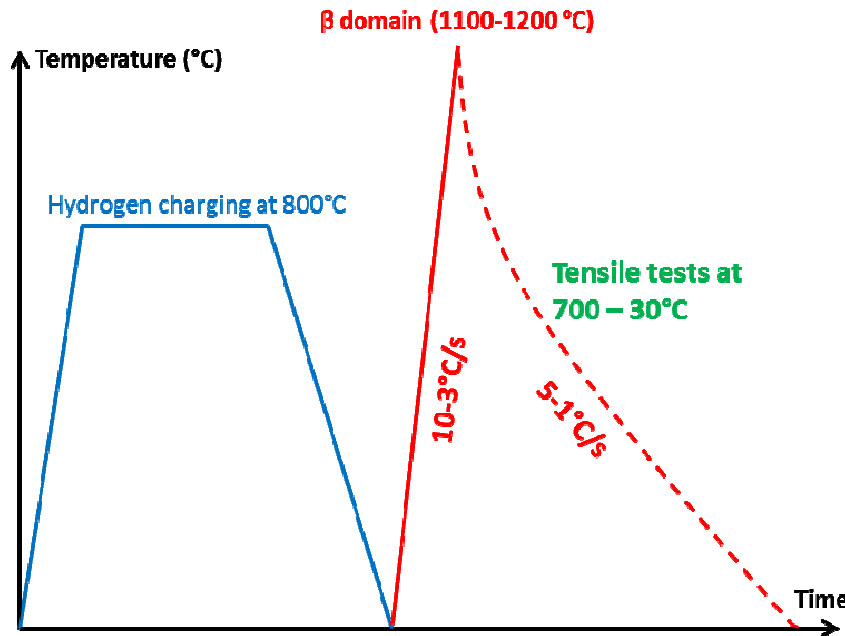
Pshenichnikov et al., 2015. Microstructure and mechanical properties of Zircaloy-4 cladding hydrogenated at temperature typical for loss-of-coolant accident (LOCA) conditions. Nuclear Engineering and Design 238, 33-39.

Evolution of lattice parameters – Diffraction at RT (case M5)



Similar results obtained for M5

**MECHANICAL BEHAVIOR OF THE HIGHLY
HYDROGEN-CHARGED (PRIOR-) β PHASE
DURING COOLING FROM β DOMAIN
TEMPERATURES**



Thermal cycles for tensile tests

Uniaxial tensile tests in air

Temperatures: 700 °C – 20°C on cooling from β domain (1100-1200°C)

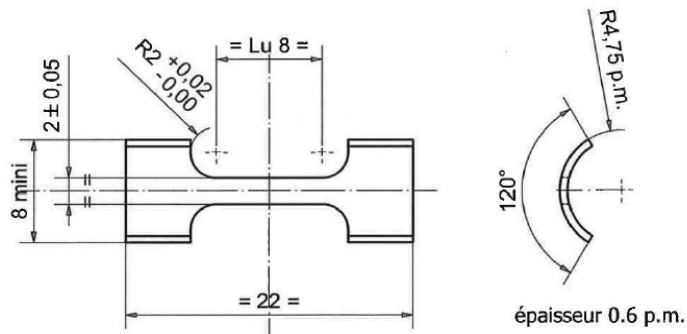
Geometry: Specimens were fabricated from the cladding tubes

Materials: Zy4 et M5™

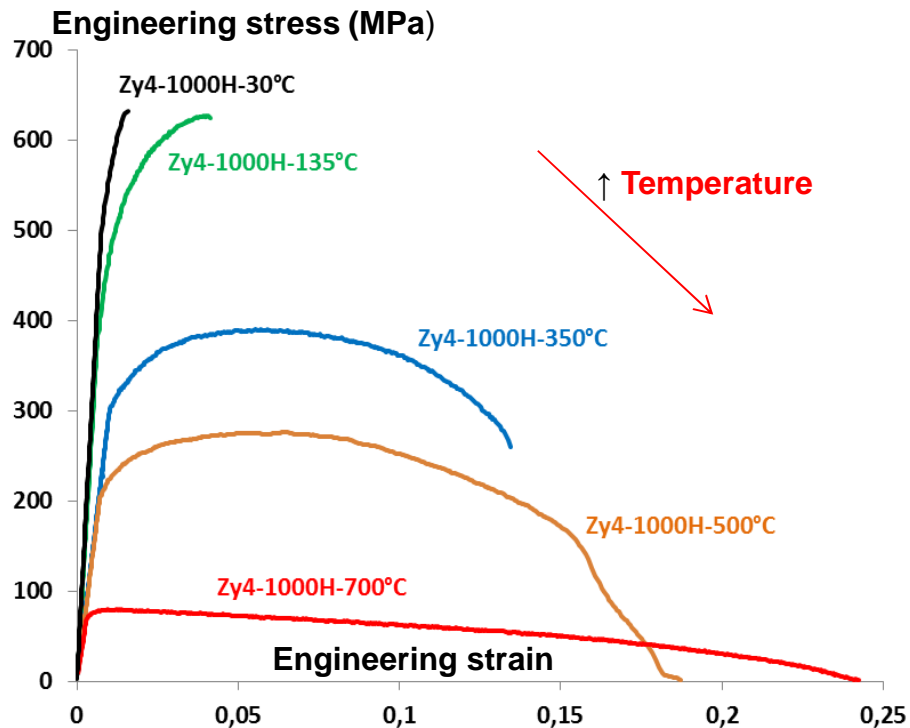
- ❖ as-received
- prehydrided at 1000, 2000 and 3000 wt.ppm

Strain rate : $\dot{\epsilon} = 10^{-1} \text{ s}^{-1}$

Fast camera (250 images/second) → Digital Images Correlation

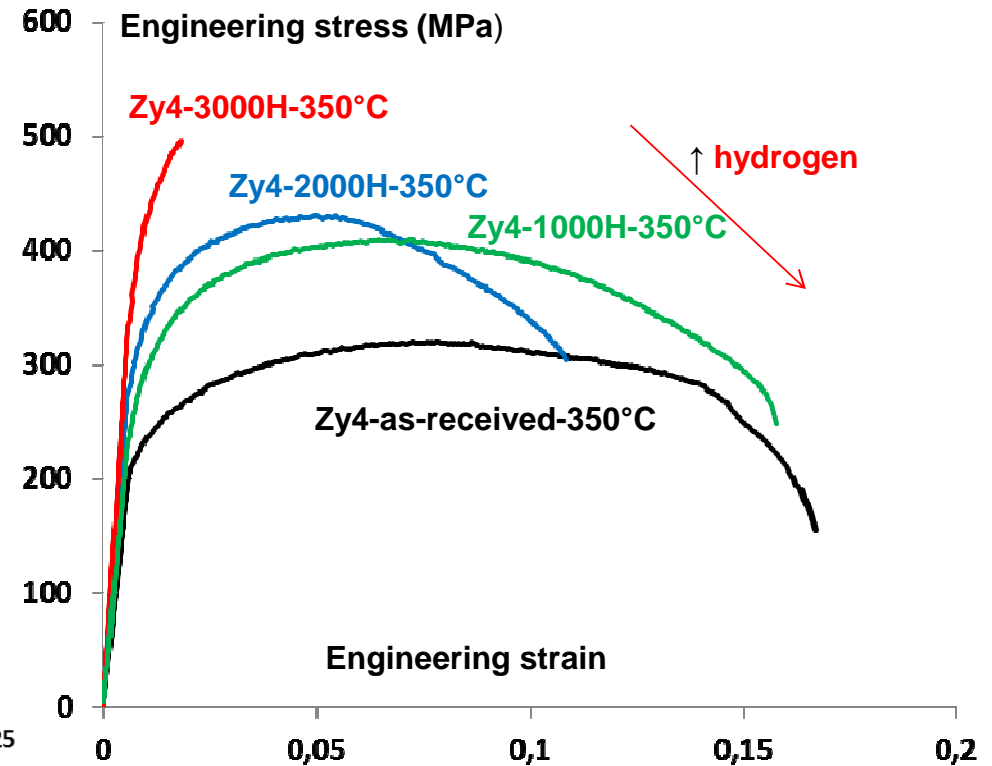


Temperature effect



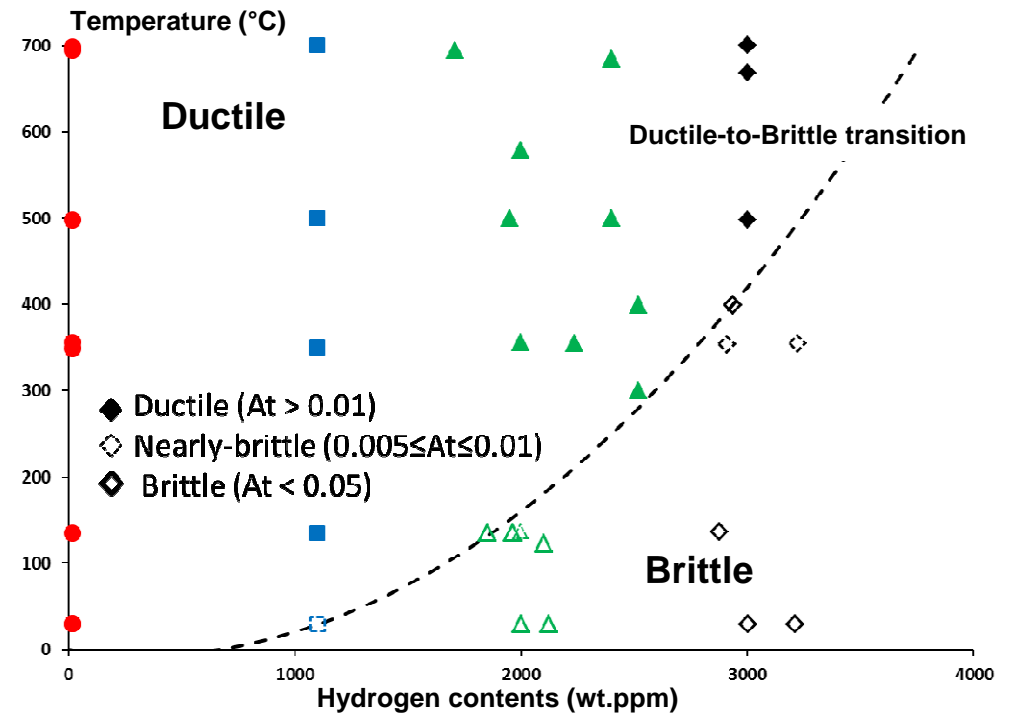
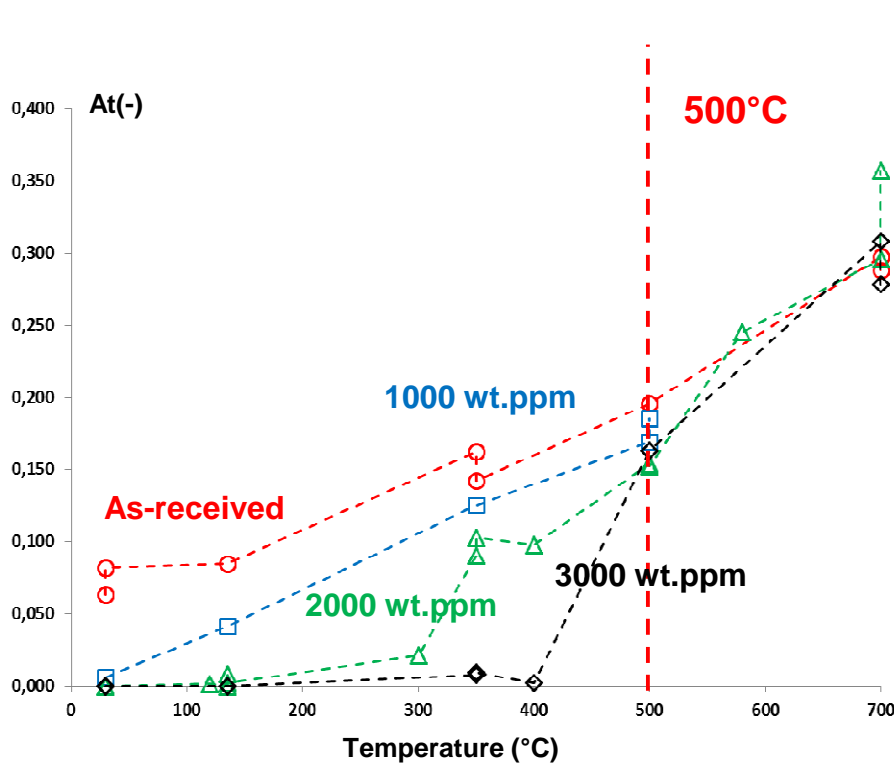
Engineering stress-strain curves of tensile tests on prehydrided Zy4 at 1000 wt.ppm

Hydrogen effect

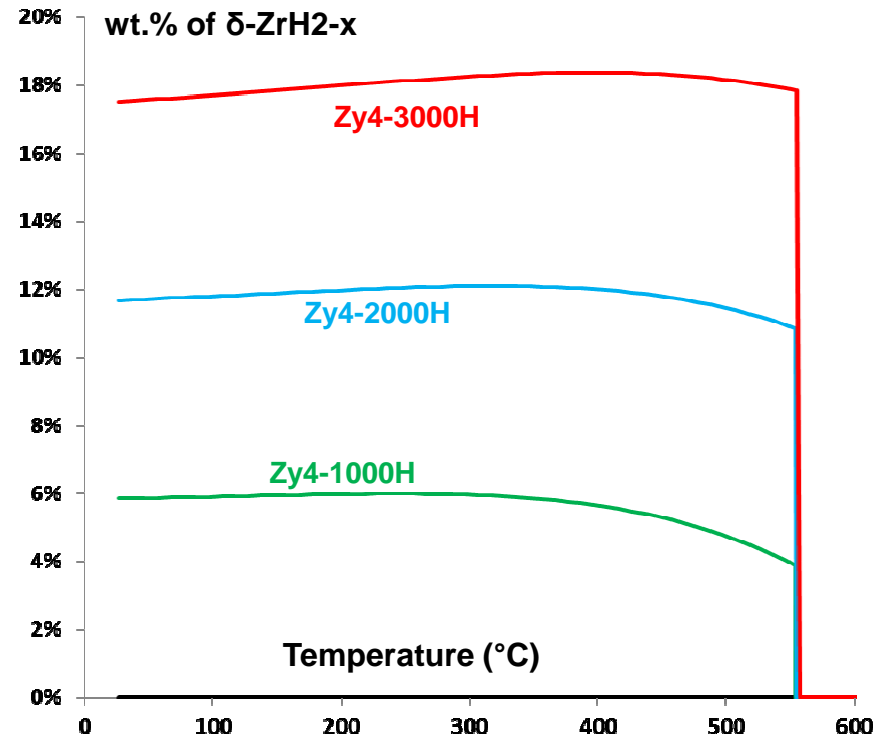
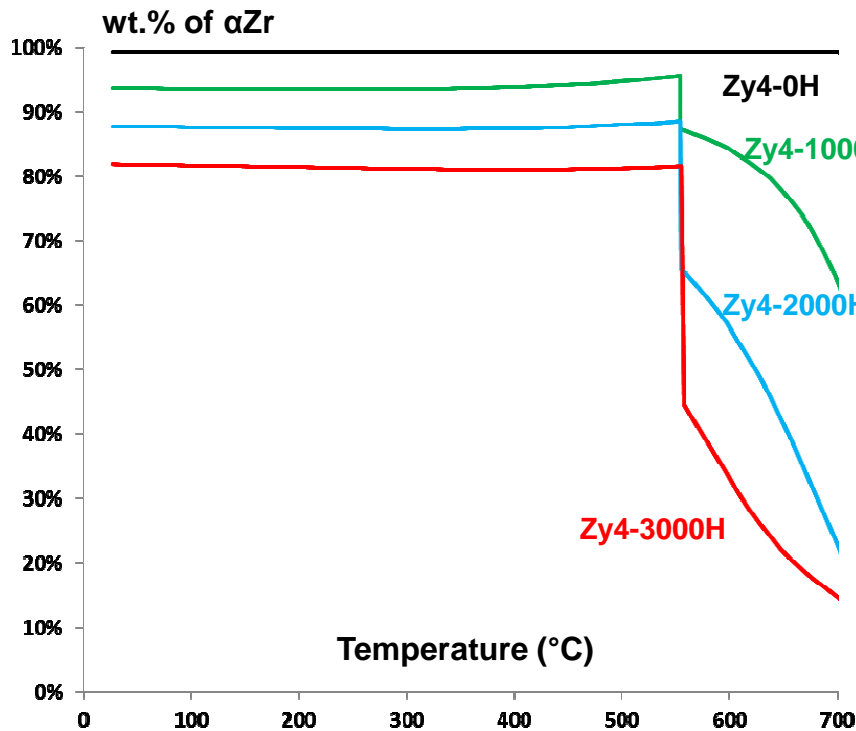


Engineering stress-strain curves of tensile tests on as-received and prehydrided Zy4 at 1000, 2000 and 3000 wt.ppm, tested at 350°C

Plastic elongation of as-received and prehydrated Zy4 at 1000, 2000 and 3000 wt.ppm, tested in tension on cooling after heat-treatment in the β domain



- T > 500°C, no effects of hydrogen and all materials are ductile
- T < 500°C, significant embrittlement effect of hydrogen



Evolution of phase weight fractions obtained by thermodynamic calculation at equilibrium by ThermoCalc and thermodynamic database Zircobase

Metallurgical behavior :

- ❖ Concerning the evolution of phase weight fractions with temperatures, good agreement between neutron diffraction data and thermodynamic prediction obtained by Thermo-Calc software and thermodynamic database Zircobase of CEA. No significant difference between Zy4 and M5
- ❖ The precipitation of metastable γ -ZrH hydrides was observed at low temperatures in materials containing high (1000 and 3000 wt.ppm) and lower (300 wt.ppm) hydrogen contents
- ❖ Same observations made by KIT (Pshechnikov et al., 2015) for the evolution of lattice parameters (a and c) at room temperature as a function of mean hydrogen content.
- ❖ X-rays diffraction will be performed on materials (Van Arkel Zirconium) containing a low content of oxygen (100 wt.ppm) heat-treated in the β domain followed by \neq cooling scenarios. Try to understand the effects of hydrogen on the lattice parameter and to decorrelate from the effects of oxygen

Mechanical behavior :

- ❖ Embrittlement effect of hydrogen for temperatures below 500°C
- ❖ Ductile-to-Brittle transition map as a function of temperature and hydrogen content was established from experimental data

Thank you for your attention

Commissariat à l'énergie atomique et aux énergies alternatives
Centre de Saclay | 91191 Gif-sur-Yvette Cedex
T. +33 (0)1 69 08 78 93

DEN/DMN/SRMA/LC2M

Etablissement public à caractère industriel et commercial | RCS Paris B 775 685 019