



HAL
open science

Étude du comportement viscoplastique du dioxyde d'uranium par essai de compression uniaxial à pression partielle d'oxygène contrôlée et simulation du dispositif associée.

T. Helfer, J.B. Parise, P. Garcia, C. Introini

► To cite this version:

T. Helfer, J.B. Parise, P. Garcia, C. Introini. Étude du comportement viscoplastique du dioxyde d'uranium par essai de compression uniaxial à pression partielle d'oxygène contrôlée et simulation du dispositif associée.. *Materiaux* 2018, Nov 2018, Strasbourg, France. cea-02339459

HAL Id: cea-02339459

<https://cea.hal.science/cea-02339459>

Submitted on 27 Nov 2019

HAL is a multi-disciplinary open access archive for the deposit and dissemination of scientific research documents, whether they are published or not. The documents may come from teaching and research institutions in France or abroad, or from public or private research centers.

L'archive ouverte pluridisciplinaire **HAL**, est destinée au dépôt et à la diffusion de documents scientifiques de niveau recherche, publiés ou non, émanant des établissements d'enseignement et de recherche français ou étrangers, des laboratoires publics ou privés.

DE LA RECHERCHE À L'INDUSTRIE

cea

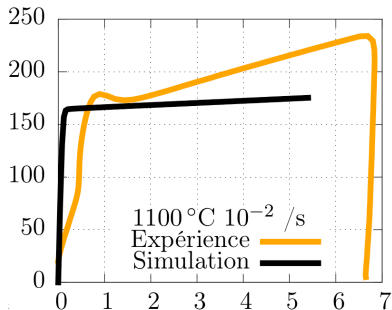


www.cea.fr

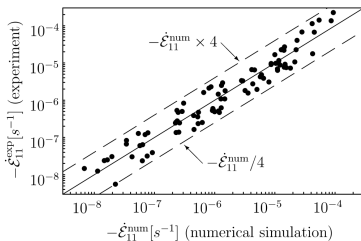
Étude du comportement viscoplastique du dioxyde d'uranium par essai de compression uniaxial à pression partielle d'oxygène contrôlée et simulation du dispositif associée.

Matériaux 2018 | THOMAS HELFER, JEAN-BAPTISTE PARISE, INTROINI CLÉMENT, PHILIPPE GARCIA

20/11/2018



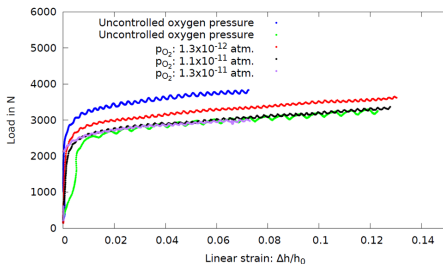
Salvo et al. (2016)



Monerie et al. (2003)

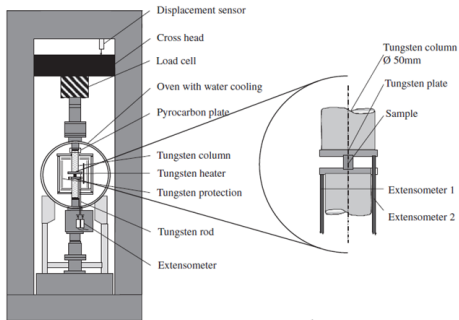
- Current identification of UO_2 viscoplastic behaviours can still be significantly improved.
 - Significant experimental dispersion that must be reduced.
 - Modelling of tests must be made more accurate and must include a finer description of the experimental device :
 - Consistent finite strain constitutive equations.
 - Identification must be made on the whole stress or strain history.

Effect of the oxygen partial pressure on creep tests



- Results of uniaxial compressive tests at constant crosshead speed test ($20 \mu m/min$) at $1500^\circ C$ on samples with identical pellet geometry and microstructure.
- Most studies so far did not control this parameter :
 - **A first order contribution to the experimental dispersion**
 - In a W furnace under “pure” Ar/H₂, oxygen pressures (which should be of the order of 10^{-14} atm at $1500^\circ C$) may vary depending upon :
 - Impurities in the gas phase (e.g. State of oxidation of W)
 - Time left for system to equilibrate

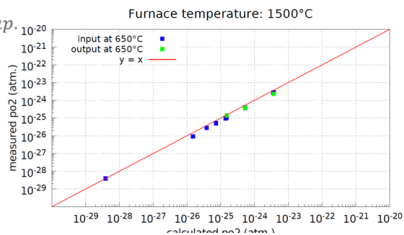
Device



- Buffering insured by $H_2 + \frac{1}{2} O_2 \rightleftharpoons H_2O_{vap}$.
- p_{O_2} controlled by YSZ oxygen pump

- Buffering checked by
 - Output=input
 - Experimental value=calculated value

- Compression testing
 - 100 kN frame equipped with W $\sim 1700^\circ\text{C}$ furnace & *-in situ* extensometers
 - Originally all tests carried out under Ar/H₂
- System equipped with O₂ & H₂O probes, up/down stream



Finite strain constitutive equations

- Kinematic based on the Hencky lagrangian strain :

$$\underline{\epsilon}_{\log}^{to} = \frac{1}{2} \log (\underline{\mathbf{C}}) = \log (\underline{\mathbf{U}}) = \frac{1}{2} \log \left(\underset{\sim}{\mathbf{F}} \cdot \underset{\sim}{\mathbf{F}} \right)$$

Note : $\underline{\mathbf{F}}$: deformation gradient, $\underline{\mathbf{C}}$: right Cauchy tensor, $\underline{\mathbf{U}}$: stretch tensor

- The dual stress $\underline{\mathbf{T}}$ is defined as the work conjugate of $\underline{\epsilon}_{\log}^{to}$:

$$J \underline{\sigma} : \underline{\mathbf{D}} = \underline{\tau} : \underline{\mathbf{D}} = \underline{\mathbf{S}} : \dot{\underline{\epsilon}}_{GL}^{to} = \underline{\mathbf{T}} : \dot{\underline{\epsilon}}_{\log}^{to}$$

Note : in 1D, $\underline{\mathbf{T}}$ is the Kirchhoff stress $\underline{\tau}$

- Direct link between the trace of the Hencky strain and the change

of volume $\det \left(\underset{\sim}{\mathbf{F}} \right) = \exp \left(\text{tr} \left(\underline{\epsilon}_{\log}^{to} \right) \right)$

- **Standard viscoplastic behaviours' formalisms, based on an additive split of the total strain, can be re-used.**
- Implementation based on *Miehe at. al.*' work (Computer Methods in Applied Mechanics and Engineering, 2002)

- Viscoplasticity follows an associated Norton-Hoff law :

$$\dot{\underline{\epsilon}}_{\log}^{\text{vp}} = \dot{\rho} \underline{\mathbf{n}} \quad \text{with} \quad \dot{\rho} = \dot{\epsilon}_0 \left(\frac{(\underline{\mathbf{T}} - \underline{\mathbf{X}})_{eq}}{T_0} \right)^n \quad \text{and} \quad \underline{\mathbf{n}} = \frac{3 \operatorname{dev}(\underline{\mathbf{T}} - \underline{\mathbf{X}})}{2 (\underline{\mathbf{T}} - \underline{\mathbf{X}})_{eq}}$$

where A_{eq} and $\operatorname{dev}(A)$ denote respectively the von Mises norm and the deviatoric part of a tensor $\underline{\mathbf{A}}$

- Following Colin (Phd Thesis, 2004), kinematic hardening is described using the Armstrong-Frederick law (1966) :

$$\underline{\mathbf{X}} = \frac{2}{3} C \underline{\mathbf{a}} \quad \text{and} \quad \dot{\underline{\mathbf{a}}} = \dot{\rho} \underline{\mathbf{n}} - D \dot{\rho} \underline{\mathbf{a}}$$

- $\dot{\epsilon}_0$ is a function of the **temperature**, the **grain size** and **stoichiometry**.
- Numerical implementation using the open-source MFfront code generator (Helfer et al., 2015) <http://tfel.sourceforge.net>

The behaviour does not distinguish scattering and dislocation creep. Porosity evolution (Monerie et al.2006, Salvo et al.

- Viscoplasticity follows an associated Norton-Hoff law :

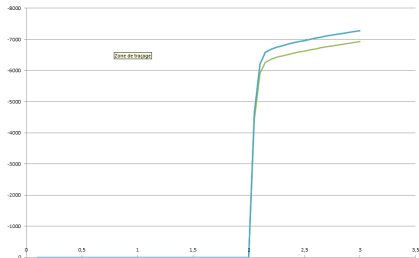
$$\dot{\underline{\epsilon}}_{\log}^{\text{vp}} = \dot{\rho} \underline{\mathbf{n}} \quad \text{with} \quad \dot{\rho} = \dot{\epsilon}_0 \left(\frac{(\underline{\mathbf{T}} - \underline{\mathbf{X}})_{eq}}{T_0} \right)^n \quad \text{and} \quad \underline{\mathbf{n}} = \frac{3 \operatorname{dev}(\underline{\mathbf{T}} - \underline{\mathbf{X}})}{2 (\underline{\mathbf{T}} - \underline{\mathbf{X}})_{eq}}$$

where A_{eq} and $\operatorname{dev}(A)$ denote respectively the von Mises norm and the deviatoric part of a tensor $\underline{\mathbf{A}}$

- Following Colin (Phd Thesis, 2004), kinematic hardening is described using the Armstrong-Frederick law (1966) :

$$\begin{cases} \underline{\mathbf{X}} = \frac{2}{3} C \underline{\mathbf{a}} \\ \underline{\dot{\mathbf{a}}} = \dot{\rho} \underline{\mathbf{n}} - D \dot{\rho} \underline{\mathbf{a}} \end{cases}$$

- $\dot{\epsilon}_0$ is a function of the **temperature**, the **grain size** and **stoichiometry**.
- Numerical implementation using the open-source MFront code generator (Helfer et al., 2015) <http://tfel.sourceforge.net>

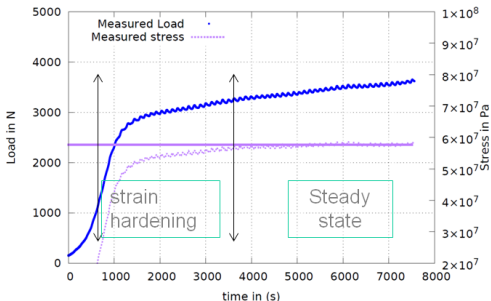


- The lagrangian approach implicitly introduces a reference state :
- The figures compares two computations of the same experiment :
 - The first one starts from room temperature. **Good approach**
 - The second one starts from the experiment temperature (with actualised geometry) **Incorrect approach.**
 - Up to 5 % error on the computed force. Can be higher in some cases.

Results

Macroscopic experimental data available and preliminary analysis

- *In situ* experimental data available: $h(t)$, load $F(t)$
- Vertical axis oriented downwards



- Initial phase: **combined response** of setup and apparent pellet hardening
- Second phase: linear increase in load

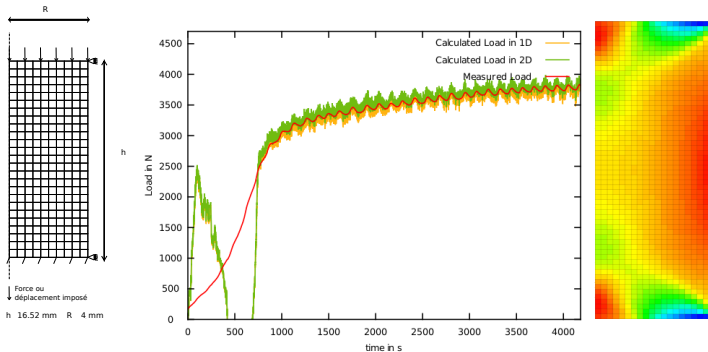
- Uniaxial hypothesis
- Creep occurs at constant volume: $S(t)h(t) = S_0 h_0$
- Primary & secondary creep

$$\sigma_{eq}(t) \approx \sigma_z(t) \approx \frac{F(t)}{S(t)} \approx \frac{F(t)h(t)}{h_0 S_0}$$

macroscopic hardening \Leftrightarrow primary creep & increase in section

Uniaxial temptation is strong

Identification of UO_2 viscoplastic behaviour : Comparison 1D and 2D modelling



■ Various models of the device have been set-up :

- 1D models based on MTest

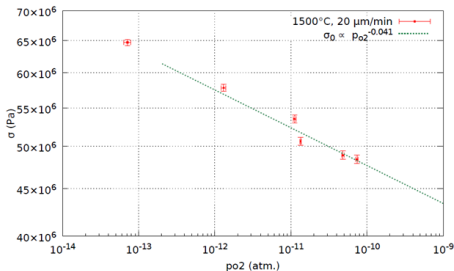
- 2D and 3D models based on Licos/Cast3M

■ Very close results of simple 1D and 2D models on the force/displacement curve

Effects of the oxygen partial pressure

- If $X \ll \sigma$, analysis is straightforward
- Plotting $\text{Log}(\sigma) = f(\text{Log}(p_{O_2})) \Rightarrow -\alpha/n$

$$\dot{\epsilon} \propto K p_{O_2}^{\alpha} \sigma^n$$



- Data points lie in ~ **straight line**
- Flow stress Decreasing $f(p_{O_2}) \Rightarrow$ consistent with $\alpha > 0$ and $[Vu]$ increasing **function of p_{O_2}**
- $-\alpha/n \sim -0.041 \Rightarrow$ if $n \sim 4$, $\alpha \sim 1/6$

Conclusions

- This talk shows recent improvements to the description of UO_2 viscoplasticity :
 - The control of oxygen partial pressure is crucial :
 - to derive more physical constitutive equations.
 - to reduce experimental dispersion.
 - Consistent models of the device based on proper finite strain constitutive equations have been set-up
- Those results are preliminary and the experimental data used covers only a limited range of loadings (stress, temperature, grain size, etc..)
- In particular, the constitutive equations shown here will evolve.
- More compressive tests required :
 - non monotonic loadings
- Four points bendings tests.

- This research is part of the INSPYRE project, which has received funding from the Euratom research and training programme 2014-2018 under Grant Agreement No 754329.



INSPYRE

Investigations Supporting MOX Fuel Licensing
in ESNII Prototype Reactors