



HAL
open science

Atmosphere and dose effects on the irradiation at high LET of polystyrene

M. Ferry, M. Cornaton, D. Durand, V. Dauvois, S. Esnouf, Jl. Roujou, C.
Aymes-Chodur, Y. Ravache

► **To cite this version:**

M. Ferry, M. Cornaton, D. Durand, V. Dauvois, S. Esnouf, et al.. Atmosphere and dose effects on the irradiation at high LET of polystyrene. IRaP 20108 (the Ionizing Radiation and Polymers symposium), Aug 2018, Moscow, Russia. cea-02339102

HAL Id: cea-02339102

<https://cea.hal.science/cea-02339102>

Submitted on 13 Dec 2019

HAL is a multi-disciplinary open access archive for the deposit and dissemination of scientific research documents, whether they are published or not. The documents may come from teaching and research institutions in France or abroad, or from public or private research centers.

L'archive ouverte pluridisciplinaire **HAL**, est destinée au dépôt et à la diffusion de documents scientifiques de niveau recherche, publiés ou non, émanant des établissements d'enseignement et de recherche français ou étrangers, des laboratoires publics ou privés.

Atmosphere and dose effects on the irradiation at high LET of polystyrene



M. Ferry¹, M. Cornaton¹, D. Durand¹, V. Dauvois¹, S. Esnouf¹, J.L. Roujou¹,
C. Aymes-Chodur² and Y. Ngonon-Ravache³

¹ Den-Service d'Étude du Comportement des Radionucléides (SECR), CEA, Université Paris-Saclay, F-91191, Gif-sur-Yvette, France.

² Université Paris-Sud, SM2B/ICMMO, UMR CNRS 8182, F-91405, Orsay, France.

³ CIMAP (CEA/CNRS/ENSICAen/UNICAen), CIMAP site GANIL, Caen, France.

■ Polystyrene

- Very resistant under irradiation
- Radiation protection conferred by the side-chain aromatic ring
- Phenomenon assigned to “sponge-type” mechanism
 - Energy dispersion by conjugated double bonds delocalization

■ LET effect on G_0 from PS irradiated under inert atmosphere/vacuum

- LET \nearrow \Leftrightarrow radiation resistance \searrow

■ Literature

- Polymer studied at different LET but always at low doses
- No study on the atmosphere & dose effects ?

Influence of radiation-induced defects accumulation?

Influence of reactions with oxygen?

Gas radiation chemical yields determination

A two steps irradiation

■ Pre-ageing step in closed containers in large excess of gas

■ SME line of GANIL


- ^{16}O ions irradiation ($E_i \approx 7 \text{ MeV/A}$)
- LET $\sim 6.5 \text{ MeV.mg}^{-1}.\text{cm}^{-2}$
- Atmosphere: nitrogen / oxygen
- Doses : 2 – 4 – 10 MGy



■ Second step in closed glass ampoules


■ HE line of GANIL to go through thin glass walls

- ^{36}Ar ions irradiation ($E_i \approx 95 \text{ MeV/A}$)
- LET $\sim 2.5 \text{ MeV.mg}^{-1}.\text{cm}^{-2}$
- Atmosphere: helium / reconstituted air (with tracer)
- Doses : 500 – 1000 kGy



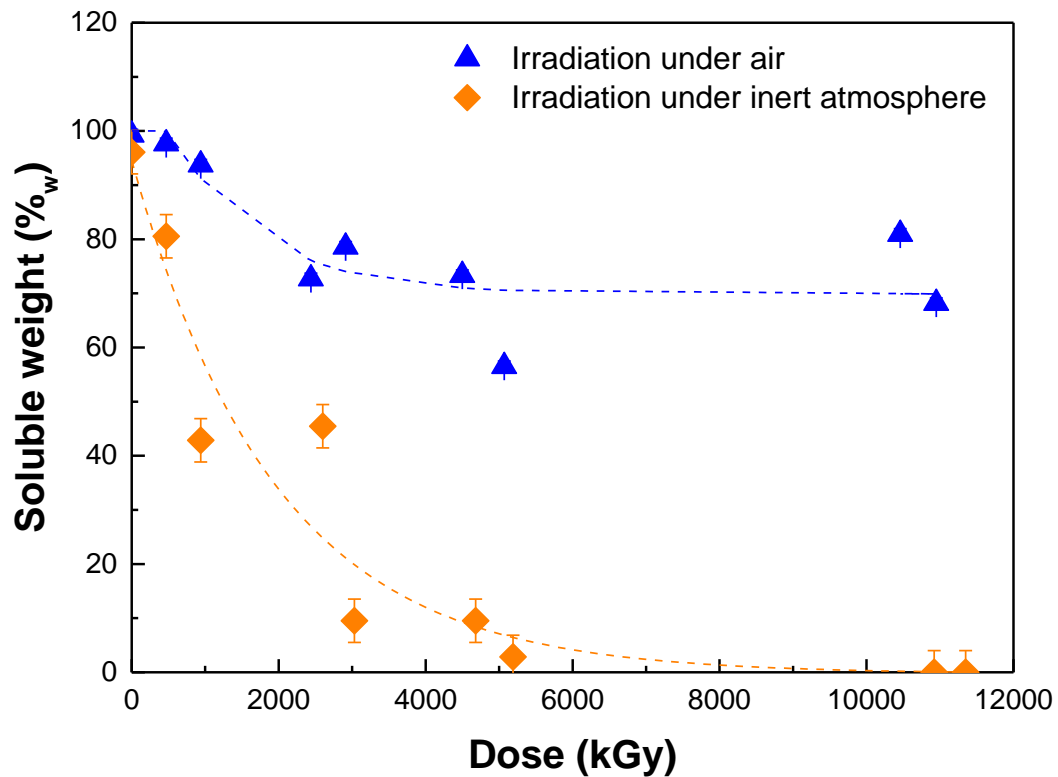
■ Masses estimated to reach in closed containers

- Final hydrogen content $< 1 \text{ \%}_{\text{vol}}$ to avoid readdition
- If present, final oxygen content $> 10 \text{ \%}_{\text{vol}}$
- To ensure homogeneous oxidation conditions



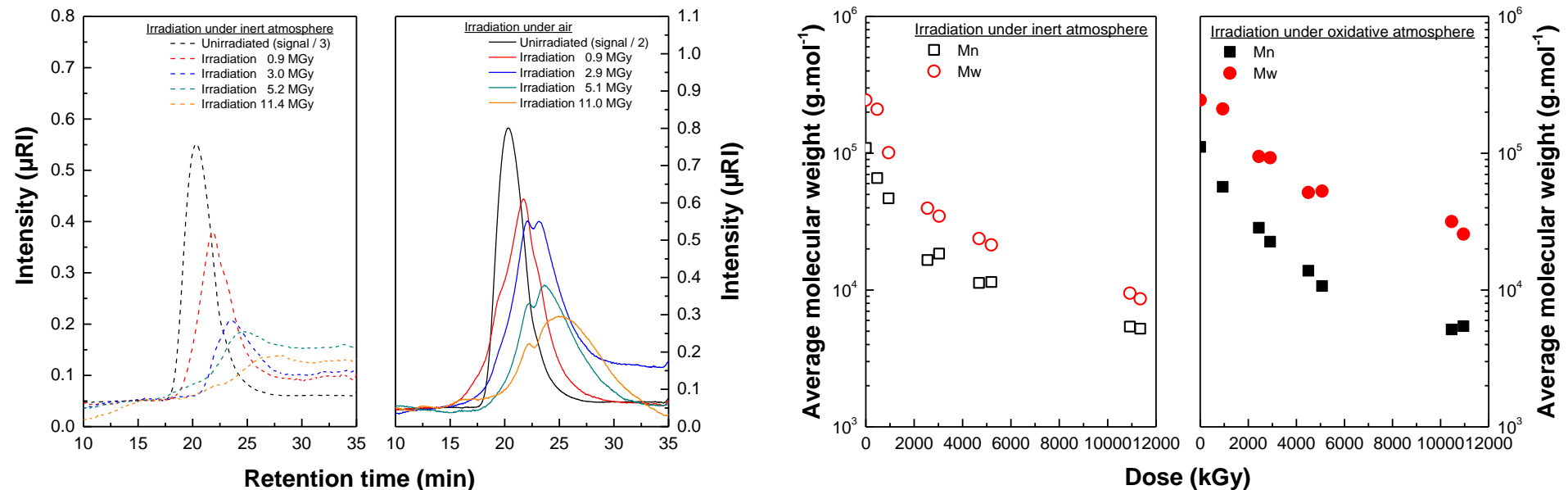
Results

- 1. Crosslinking vs Scissions**
- 2. Molecular evolution**
- 3. Gas release**



- Under inert atmosphere
 - Insoluble gel formation
 - Confirmation of crosslinking as the predominant mechanism

- Under oxidative atmosphere
 - Solubility remains important
 - Scission predominant mechanism



- Average molecular weights of the soluble fractions
- Under inert atmosphere, SEC peaks almost disappear at the highest doses
 - Confirmation of crosslinking as predominant mechanism
- At low doses, application of the Saito's equation
 - Under inert atmosphere: a part of polymer already insoluble
 - Saito's equation hypothesis not verified
 - => Results given for information purposes only

	G(X) (10 ⁻⁷ mol.J ⁻¹)	G(S) (10 ⁻⁷ mol.J ⁻¹)	G(S) / 4 G(X)
Oxidative atmosphere	0.02	0.12	1.5
Inert atmosphere	0.03	0.16	-
Inert atmosphere / Literature	0.03	0.02	0.17

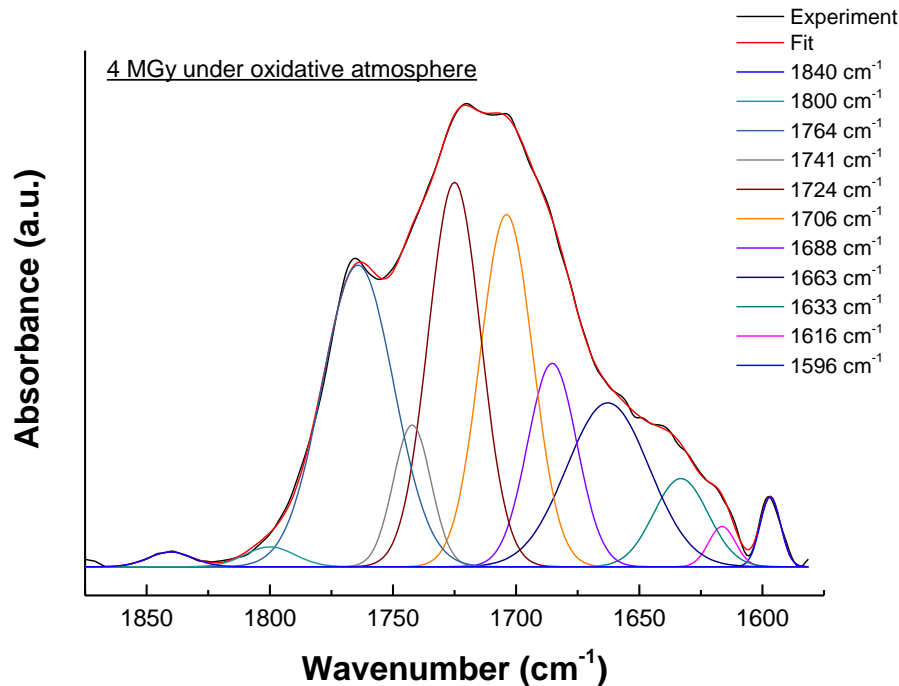


■ Under inert atmosphere

- From literature : $G(S) \ll 4 * G(X)$
=> Predominant mechanism: *crosslinking*
- Insoluble fraction already formed at low doses
=> G(S) overestimated (about one order of magnitude)

■ Under oxidative atmosphere

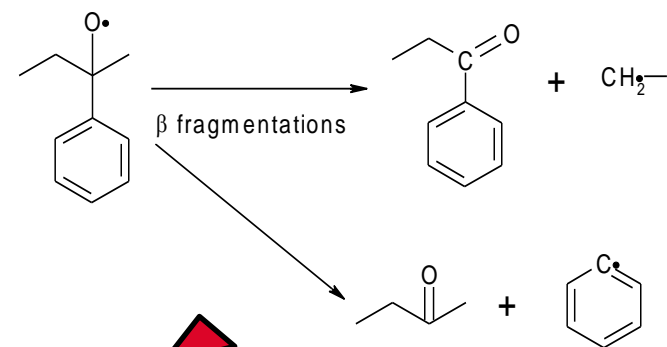
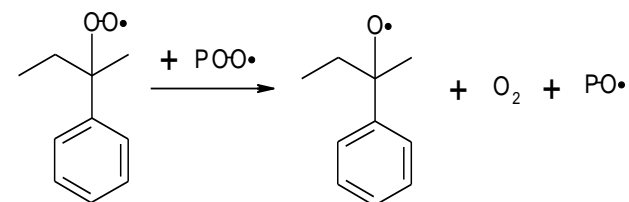
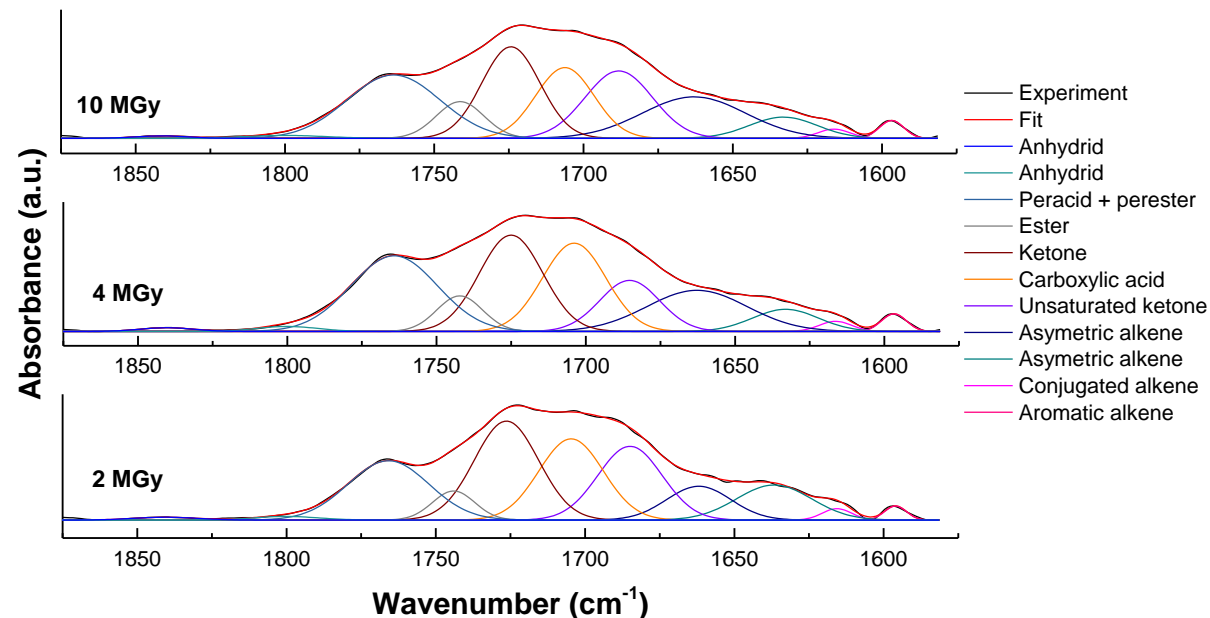
- This work: $G(S) > 4 * G(X)$
=> Predominant mechanism: *chain scissions*




Wavenumber (cm ⁻¹)	Attribution
1840	Anhydrid
1800	Anhydrid
1764	Peracid + perester
1741	Ester
1724	Ketone
1706	Carboxylic acid
1688	Conjugated ketone
1663	Asymetric alkene
1633	Asymetric alkene
1616	Conjugated alkene
1596	Aromatic alkene

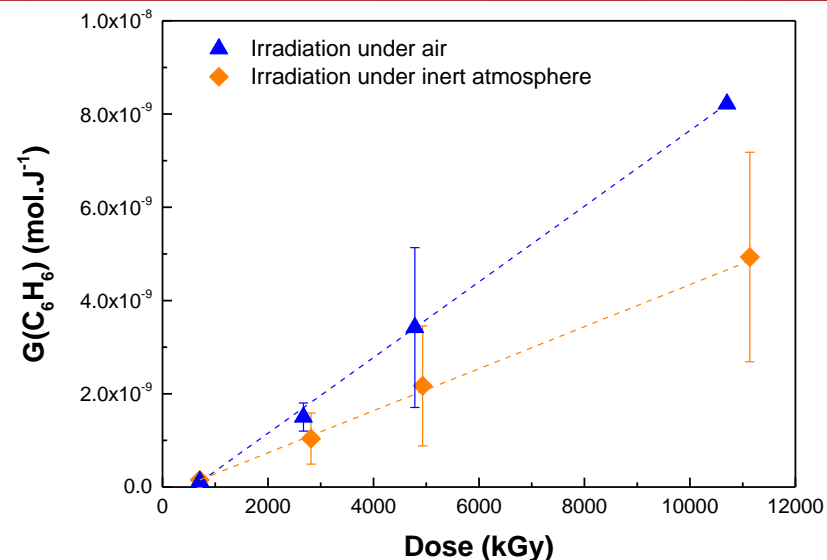
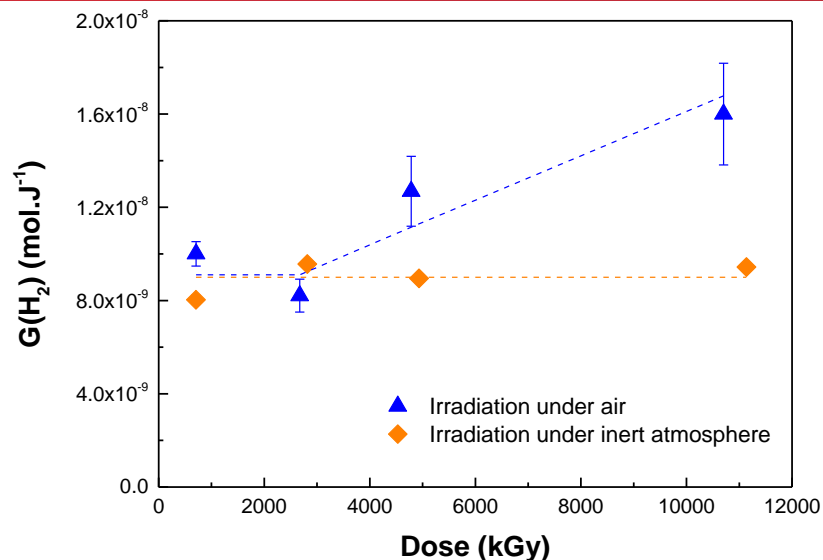
ATR mode infrared spectra with subtraction of the pristine PS spectrum

Materials evolution At a molecular level



- No dose threshold
 - Defects probably equivalent under low LET ionizing rays and SHI
- Very important ketone contribution whatever D
 - Saturated ketones
 - Conjugated ketones





■ Under inert atmosphere

- Hydrogen release \approx and benzene release \nearrow
- Energy transfers
 - Efficient in the dose range studied
 - At the expense of the side-chain

■ Under oxidative atmosphere

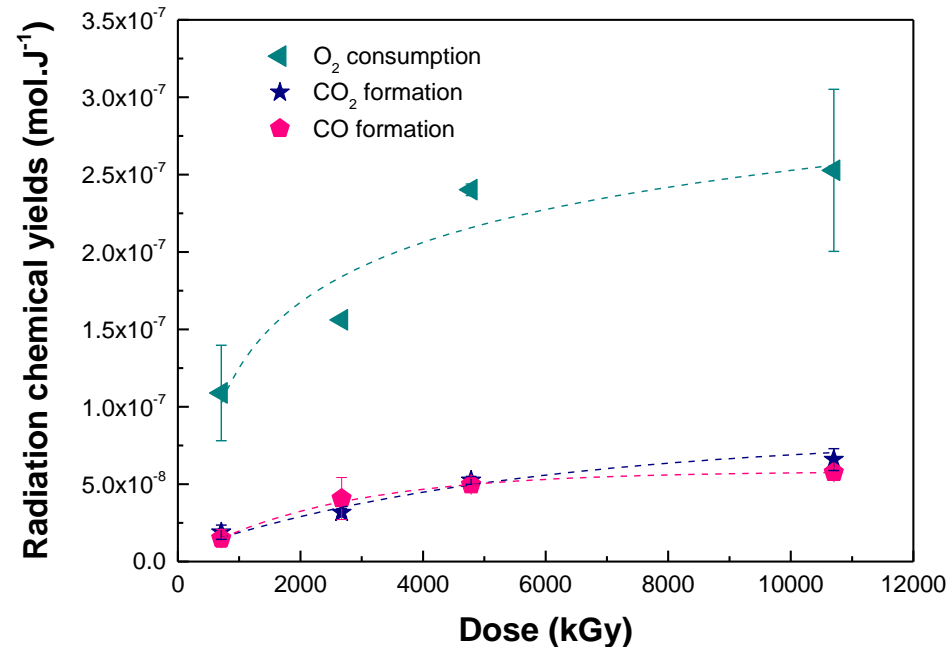
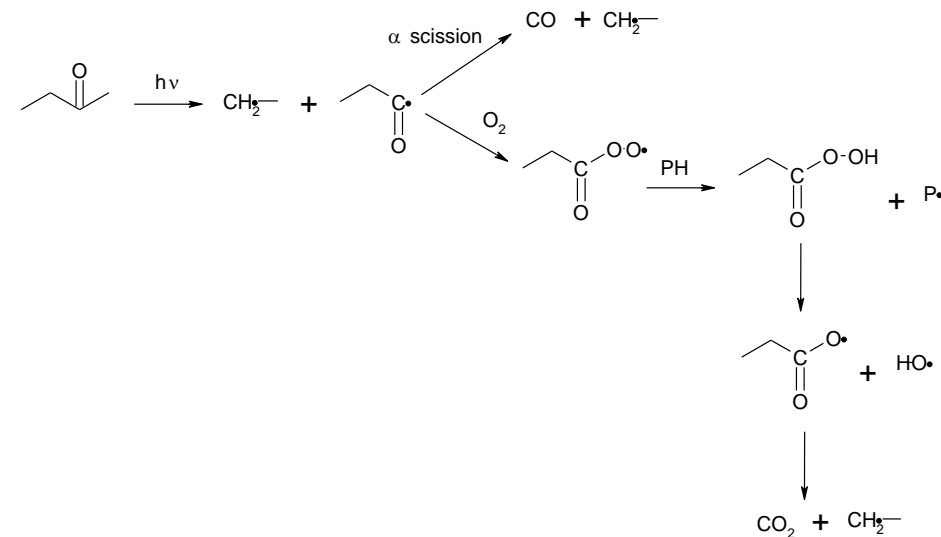
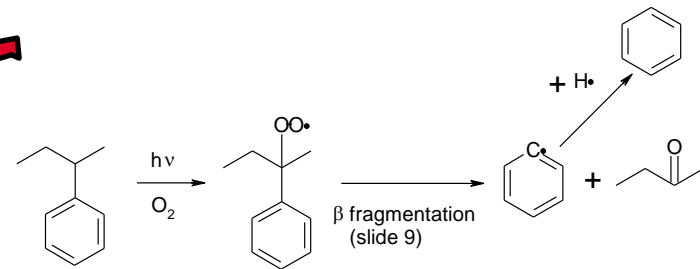
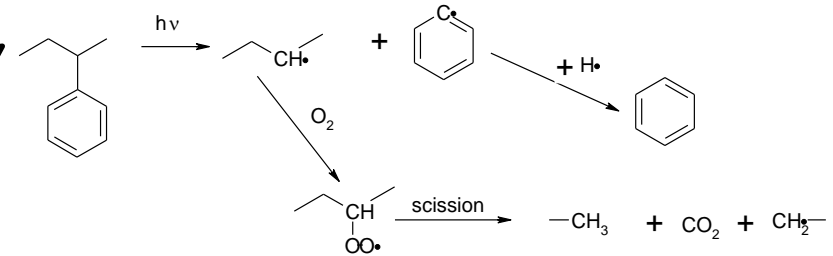
- Hydrogen release \nearrow from 2 MGy : $G(H_2)_{\text{ox}} \sim 2 * G(H_2)_{\text{inert}}$ at 10 MGy
- Benzene release \nearrow 2 times faster
 - In-chain reactions strongly sensitize polystyrene
 - Oxygen \searrow radiation-induced protection: attack on the tertiary carbon

Gases evolution

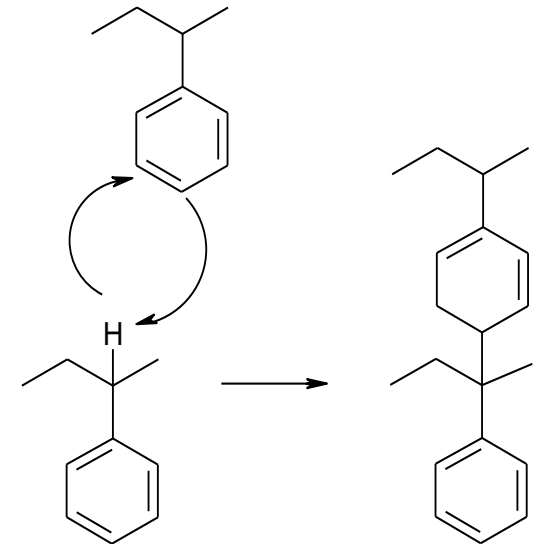
Oxidized specific gases

From benzene release
From literature

Rabek, Photodegradation of Polymers, *Physical Characteristics and Applications*, Springer (1996), 60
Matsuo & Dole, *J. Phys. Chem.* 63 (1959), 837



- Under inert atmosphere: *crosslinking*
 - Via the aromatic ring, *i.e.* without loss of benzene / conjugated C=C
 - No hydrogen release
 - Protection active up to high doses (10 MGy)



- Under oxidative atmosphere: *scissions*
 - Radical's formation on the tertiary carbon
 - Subsequent O₂ consumption and in-chain oxidation reactions
 - Loss of benzene => loss of radiation protection

Preliminary mechanism to be completed
 - Loss of radiation protection begins at lower doses (2 MGy)
 - Atmosphere is of high importance to evaluate the loss of radiation protection with dose ↗

Thank you for your attention

