HAL
open science

Coalescence criteria for porous materials with small-scale voids

J. Hure, V. Gallican, K. Nielsen

To cite this version:

J. Hure, V. Gallican, K. Nielsen. Coalescence criteria for porous materials with small-scale voids. 16th European Mechanics of Materials Conference, Mar 2018, Nantes, France. cea-02339078

HAL Id: cea-02339078

https://cea.hal.science/cea-02339078v1

Submitted on 13 Dec 2019

HAL is a multi-disciplinary open access archive for the deposit and dissemination of scientific research documents, whether they are published or not. The documents may come from teaching and research institutions in France or abroad, or from public or private research centers.

L'archive ouverte pluridisciplinaire **HAL**, est destinée au dépôt et à la diffusion de documents scientifiques de niveau recherche, publiés ou non, émanant des établissements d'enseignement et de recherche français ou étrangers, des laboratoires publics ou privés.

Coalescence criteria for porous materials with small-scale voids

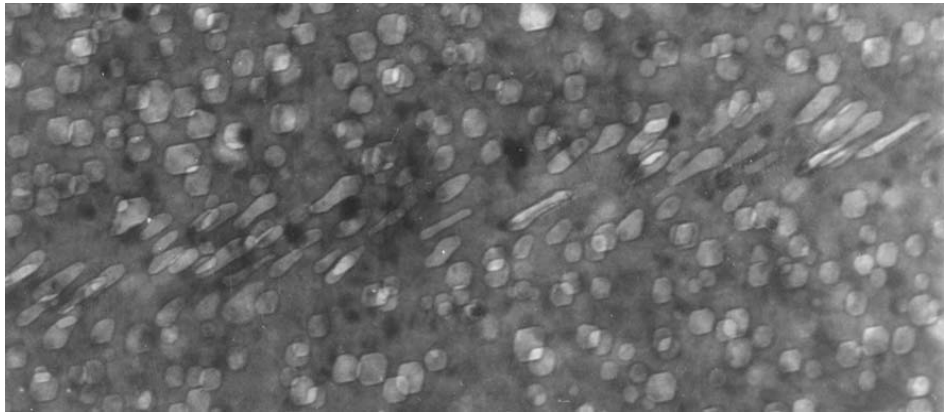

Jérémy HURE[1], Valentin GALLICAN[1], Kim Lau NIELSEN[2]

[1]Department of Materials for Nuclear Applications
French Alternative Energies and Atomic Energy Commission

[2]Department of Mechanical Engineering - Section of Solid Mechanics
Technical University of Denmark (DTU)

16th European Mechanics of Materials Conference
Nantes, March 26th-28th, 2018

From the Nuclear Industry: **Irradiated materials**

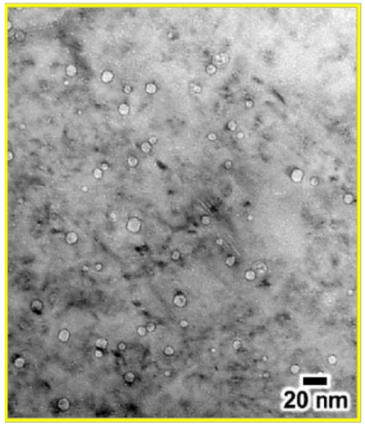



Avg. size = 8.6 nm
Density = 0.61 x 10^{22} m^{-3}
Swelling = 0.20%

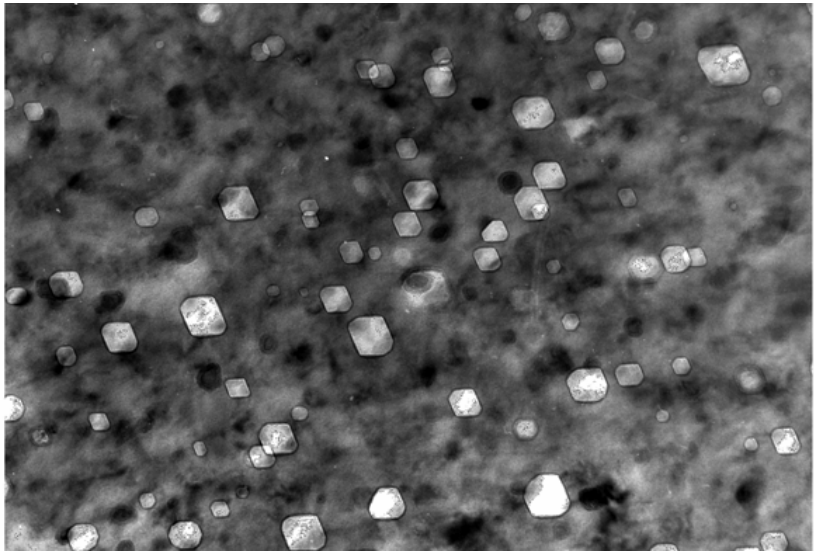

PWR, (Edwards *et al.*, 2003)

Fast reactor, (Garner *et al.*, 2002)

Austenitic stainless steels irradiated by **high-energy particles**:

- Creation of **crystalline defects** in the microstructure
- Under specific conditions: **Nanovoids** ($5\text{nm} \lesssim R \lesssim 100\text{nm}$)

From the Nuclear Industry: **Irradiated materials**



PWR, (Edwards *et al.*, 2003)

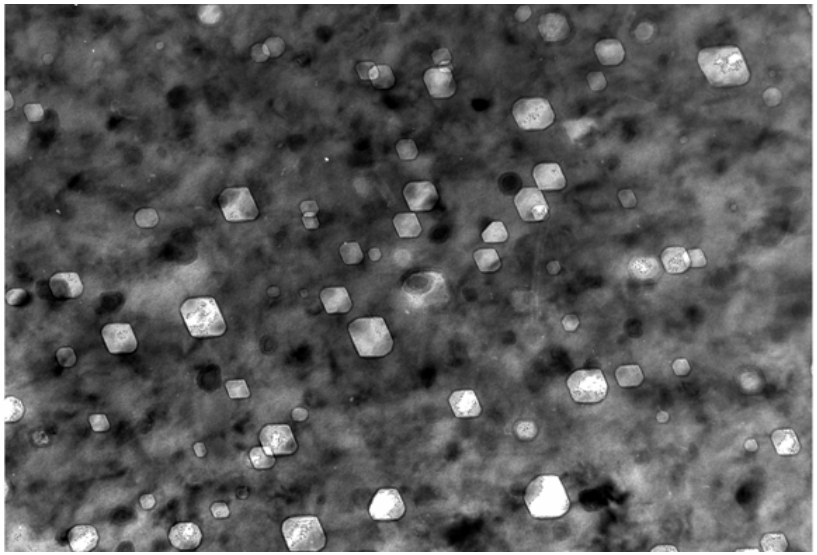

Fast reactor, (Garner *et al.*, 2002)

Austenitic stainless steels irradiated by **high-energy particles**:

- Creation of **crystalline defects** in the microstructure
- Under specific conditions: **Nanovoids** ($5\text{nm} \lesssim R \lesssim 100\text{nm}$)

The material becomes nanoporous: Behavior under stress ?

From the Nuclear Industry: **Irradiated materials**



(Ding *et al.*, 2016)

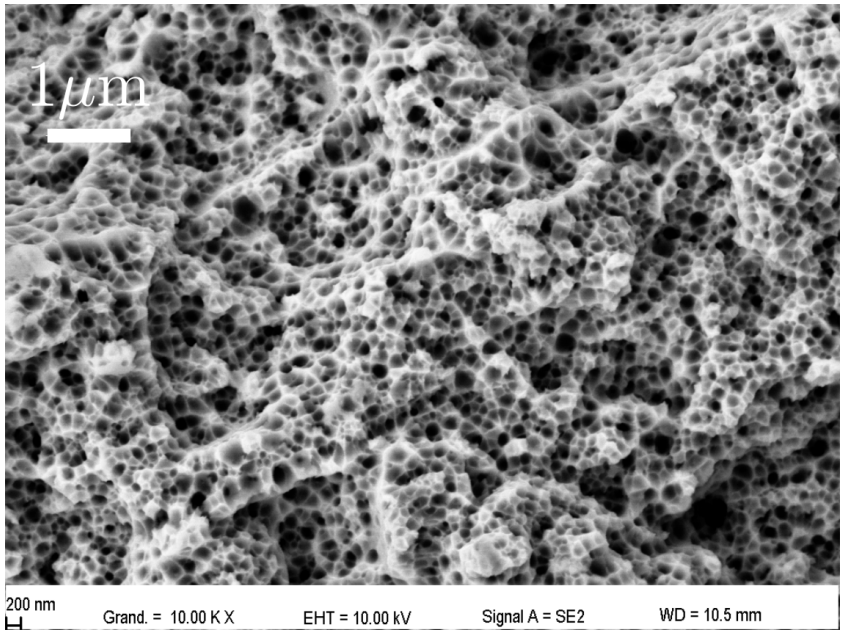

(CEA - DMN/SEMI/LM2E Microscopy team)

Nanovoids are observed to contribute to the fracture of the material through **classical mechanisms of ductile fracture:**

- Void growth to coalescence
- *Small* dimples on fracture surfaces

From the Nuclear Industry: **Irradiated materials**



(Ding *et al.*, 2016)

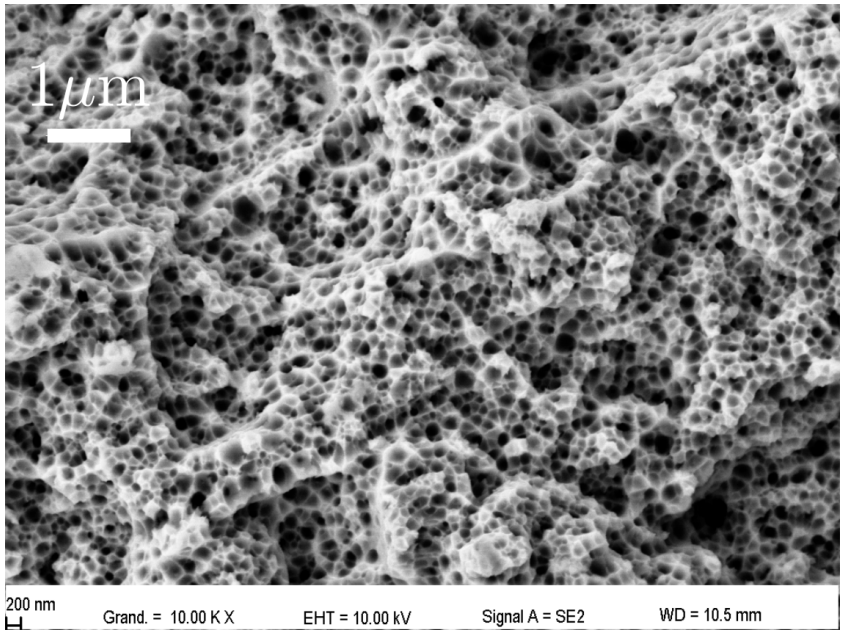

(CEA - DMN/SEMI/LM2E Microscopy team)

Nanovoids are observed to contribute to the fracture of the material through **classical mechanisms of ductile fracture:**

- Void growth to coalescence
- *Small* dimples on fracture surfaces

Towards homogenized models of nanoporous materials

Some **porous unit-cell** simulations accounting for **void size effects**

With interface stresses
(Dormieux & Kondo, 2010)

Void/Matrix interface $\Rightarrow$ 2D plasticity

$$\frac{3}{2}\boldsymbol{\sigma}_D^{2D} : \boldsymbol{\sigma}_D^{2D} \leq \gamma^2$$

with 2D yield stress γ.

Lengthscale: $l = \dfrac{\gamma}{\sigma_0} \Rightarrow \Gamma = \dfrac{\gamma}{\sigma_0 R}$



Some **porous unit-cell** simulations accounting for **void size effects**

With interface stresses
(Dormieux & Kondo, 2010)

Void/Matrix interface ⇒ 2D plasticity

$$\frac{3}{2}\boldsymbol{\sigma}_D^{2D} : \boldsymbol{\sigma}_D^{2D} \leq \gamma^2$$

with 2D yield stress γ.

Lengthscale: $l = \dfrac{\gamma}{\sigma_0} \Rightarrow \Gamma = \dfrac{\gamma}{\sigma_0 R}$

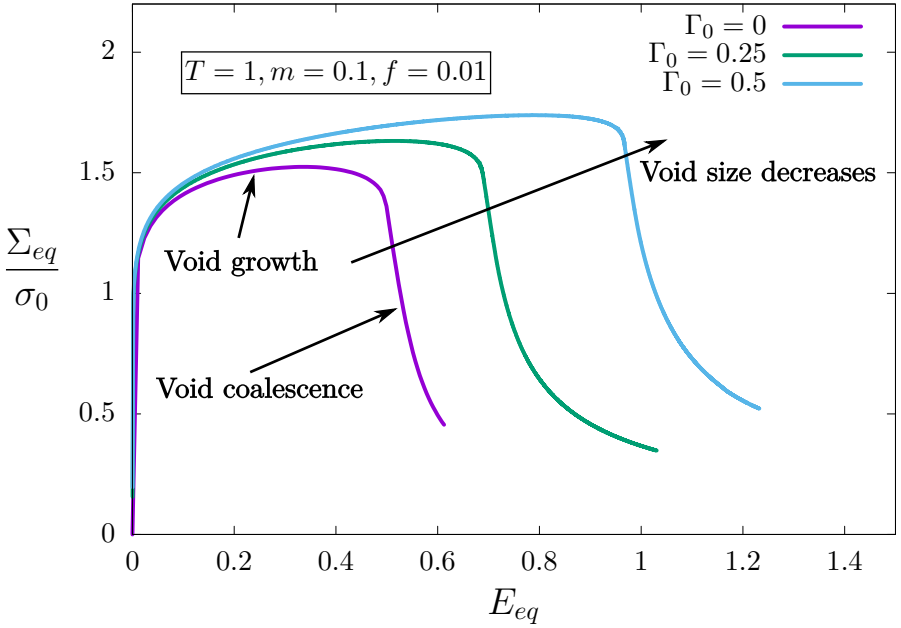

(Scherer *et al.*)



Growth regime
Diffuse plastic flow



Coalescence regime
Localized plastic flow

Some **porous unit-cell** simulations accounting for **void size effects**

With strain-gradient plasticity (*e.g.*, Fleck & Hutchinson, 2001)

Hardening due to strain-gradient

$$\dot{E}_p^2 = \dot{\varepsilon}_p^2 + l^2 \dot{\varepsilon}_{p,i} \dot{\varepsilon}_{p,i}$$

Lengthscale l related to the presence of GND's.

$$\Upsilon = \frac{l}{R}$$

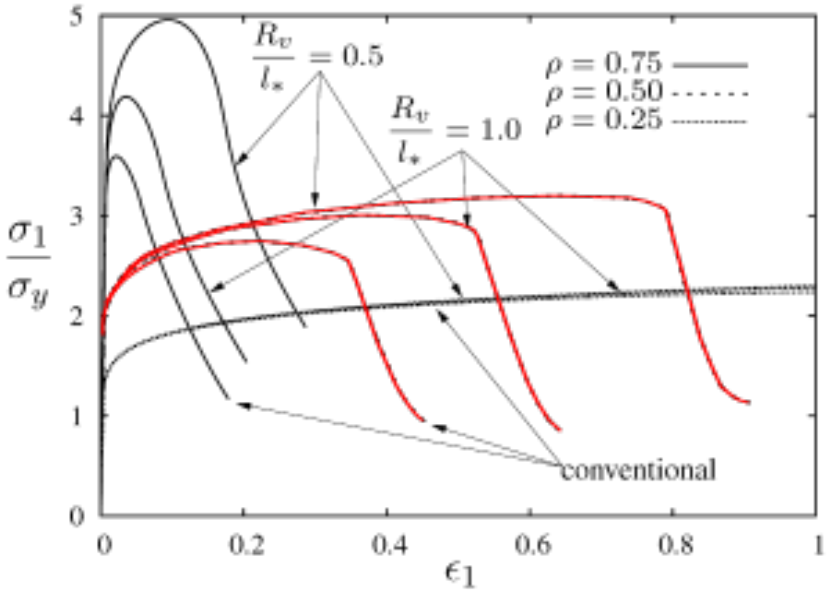

(Niordson, 2008)

For both models: qualitatively similar observations ...

- Hardening
- Delayed softening

... as **void size decreases** down to the characteristic lengthscale.

Some **porous unit-cell** simulations accounting for **void size effects**

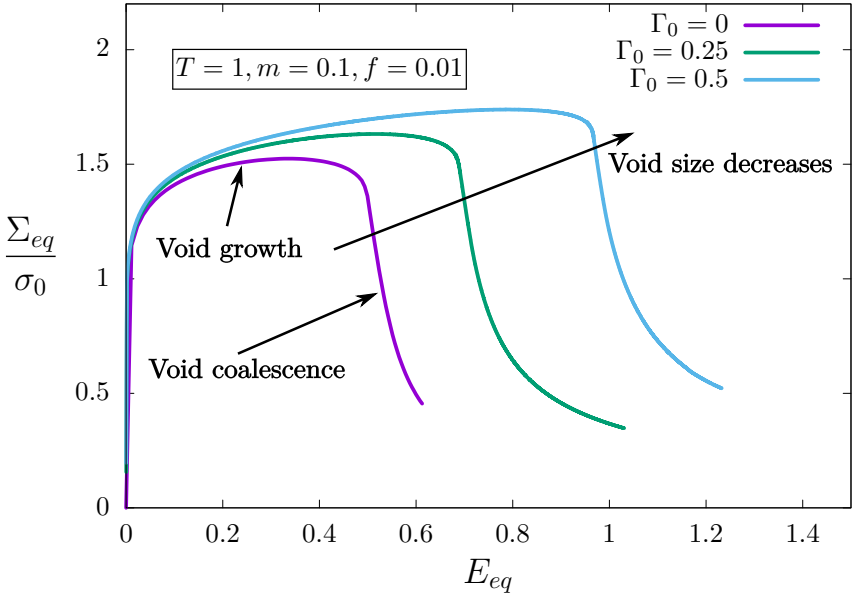

(Scherer *et al.*)

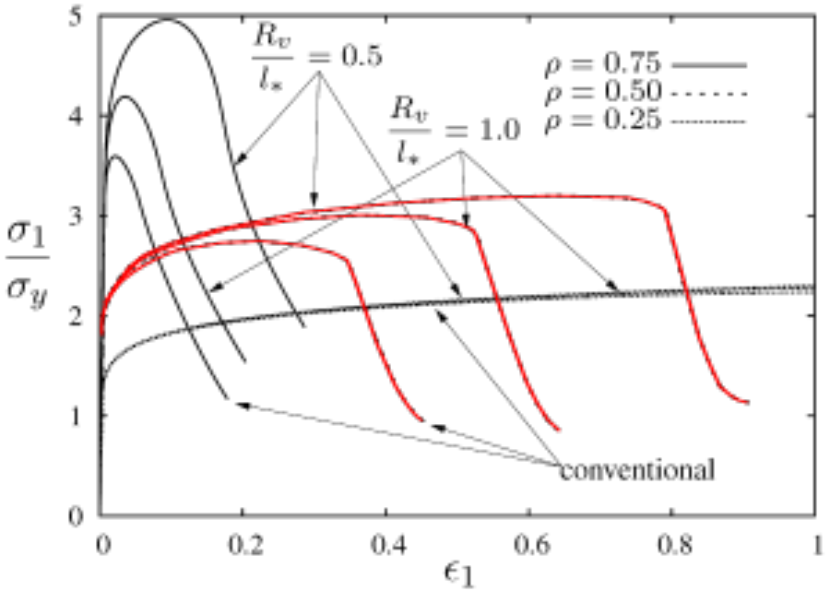

(Niordson, 2008)

Analytical homogeneized yield criteria for porous materials with **size effects**, under the assumption of isotropy:

- **Growth regime**: (Wen *et al.*, 2005), (Monchiet & Bonnet, 2013), (Dormieux & Kondo, 2010), (Monchiet & Kondo, 2013), ...

Some **porous unit-cell** simulations accounting for **void size effects**

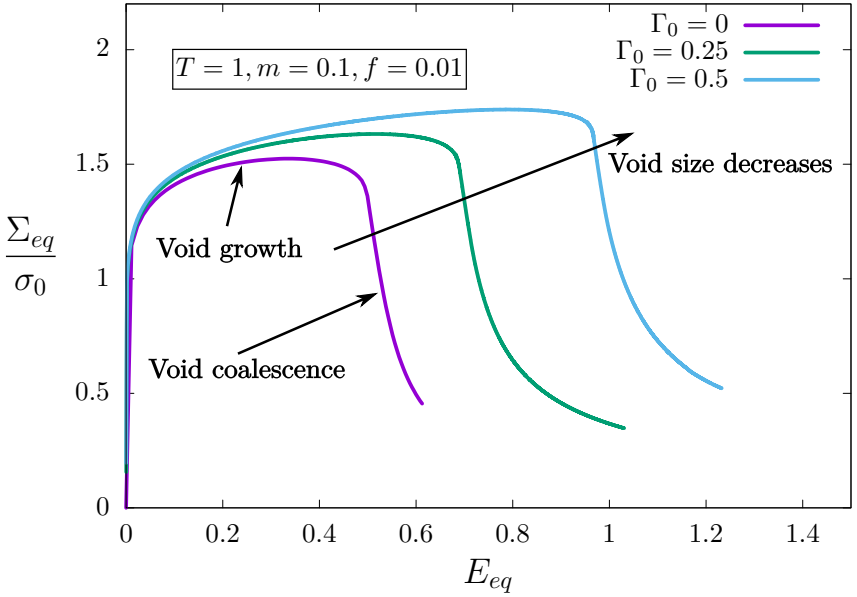

(Scherer *et al.*)

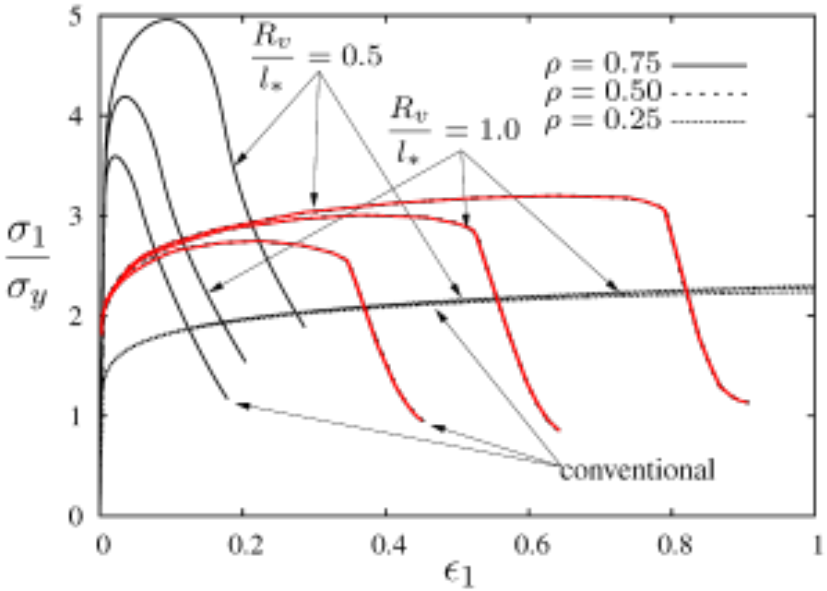

(Niordson, 2008)

Analytical homogeneized yield criteria for porous materials with **size effects**, under the assumption of isotropy:

- **Growth regime**: (Wen *et al.*, 2005), (Monchiet & Bonnet, 2013), (Dormieux & Kondo, 2010), (Monchiet & Kondo, 2013), ...

Coalescence yield criteria showing size effects are needed

Yield criterion **in the coalescence regime** for nanoporous material

- Relevant for large porosity: localization of plastic flow between voids

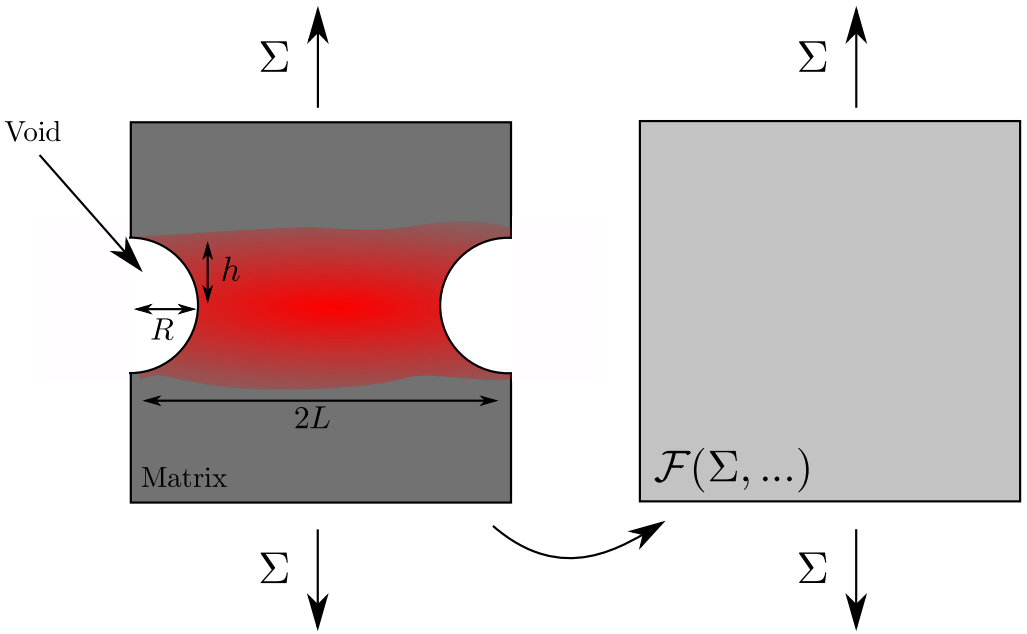

Key parameters:

Void aspect ratio:

$$W = \frac{h}{R}$$

Ligament length:

$$\chi = \frac{R}{L}$$

Thomason analysis (1985) to be re-done accounting for:

- Interface stresses
- Strain-gradient plasticity

Main assumption: Periodic arrangement of voids

Yield criterion for nanoporous material $\boxed{\mathcal{F}(\mathbf{\Sigma}, ...)}$

Homogenisation and limit analysis (Rigid-non hardening solid)

- RVE homogenisation with appropriate boundary conditions

$$\mathbf{\Sigma} = \frac{1}{vol\Omega}\int_{\Omega} \boldsymbol{\sigma}\, d\Omega \qquad \mathbf{D} = \frac{1}{vol\Omega}\int_{\Omega} \mathbf{d}\, d\Omega$$

- Limit analysis (Dormieux & Kondo, 2010)

$$\mathbf{\Sigma} : \mathbf{D} \leq \Pi(\mathbf{D}) = \inf_{\underline{v}\in\kappa(\mathbf{D})} \frac{1}{vol(\Omega)} \left[\int_{\Omega_m} \sigma_0 d_{eq}^{VM}\, dV + \int_{S_{int}} \gamma d_{S,eq}^{VM}\, dS \right]$$

where $\kappa(\mathbf{D})$ is a subset of velocity field compatible with $\mathbf{D}$ and verifying the property of incompressibility

- Effective yield criterion for porous RVE

$$\mathbf{\Sigma} = \frac{\partial \Pi(\mathbf{D})}{\partial \mathbf{D}}$$

This theoretical approach stands on the ***choice*** of a ***trial velocity field*** $\underline{v}$

Yield criterion **in the coalescence regime** for nanoporous material

$$\boxed{\mathcal{F}(\mathbf{\Sigma}, \sigma_0, \gamma, ...)} \text{ or } \boxed{\Sigma_{33} = \mathcal{G}(\sigma_0, \gamma, ...)}$$

Yield criterion **in the coalescence regime** for nanoporous material

$$\boxed{\mathcal{F}(\mathbf{\Sigma}, \sigma_0, \gamma, ...)} \text{ or } \boxed{\Sigma_{33} = \mathcal{G}(\sigma_0, \gamma, ...)}$$

Geometry and boundary conditions

- Cylindrical void in cylindrical unit-cell
- Axisymmetric loading conditions

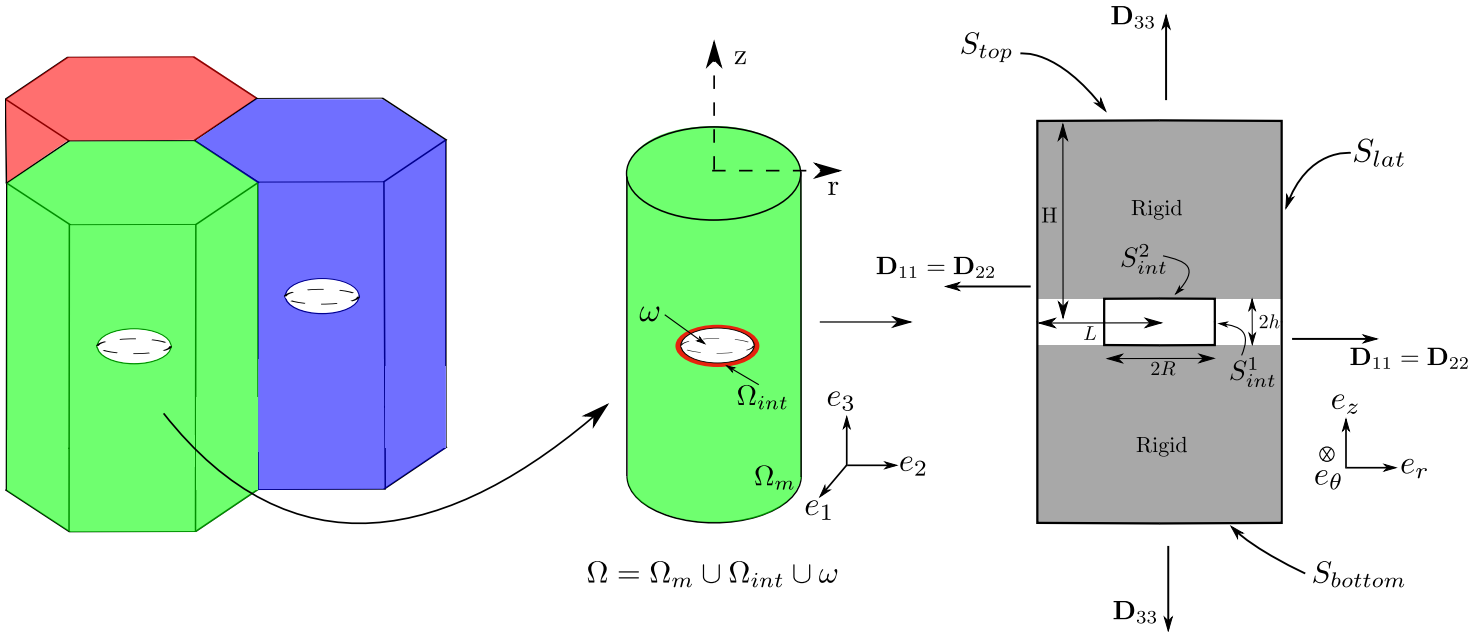

Yield criterion **in the coalescence regime** for nanoporous material

$$\boxed{\mathcal{F}(\boldsymbol{\Sigma}, \sigma_0, \gamma, ...)} \text{ or } \boxed{\Sigma_{33} = \mathcal{G}(\sigma_0, \gamma, ...)}$$

Constitutive equations: Rigid / Perfect plasticity

- Matrix: Isotropic von Mises criterion (3D yield stress σ_0)

$$\frac{3}{2}\boldsymbol{\sigma}_D : \boldsymbol{\sigma}_D \leq \sigma_0^2$$

- Void/Matrix interface: Isotropic von Mises criterion (2D yield stress γ)

$$\frac{3}{2}\boldsymbol{\sigma}_D^{2D} : \boldsymbol{\sigma}_D^{2D} \leq \gamma^2$$

Homogenisation and limit analysis

$$\Pi(\mathbf{D}) = \inf_{\underline{v} \in \kappa(\mathbf{D})} \frac{1}{vol(\Omega)} \left[\int_{\Omega_m} \sigma_0 d_{eq}^{VM} \, dV + \int_{S_{int}} \gamma d_{S,eq}^{VM} \, dS \right]$$

Yield criterion **in the coalescence regime** for nanoporous material

$$\boxed{\mathcal{F}(\mathbf{\Sigma}, \sigma_0, \gamma, ...)} \text{ or } \boxed{\Sigma_{33} = \mathcal{G}(\sigma_0, \gamma, ...)}$$

Trial velocity field kinematically admissible, incompressible

- Proposed by (Keralavarma & Chockalingham, 2016):

$$\begin{cases} v_r^{KC}(r,z) = \dfrac{3HD_{33}}{4h}\left(1 - \dfrac{z^2}{h^2}\right)\left(\dfrac{L^2}{r} - r\right) \\ v_z^{KC}(r,z) = \dfrac{3HD_{33}}{2h}\left(z - \dfrac{z^3}{3h^2}\right) \end{cases}$$

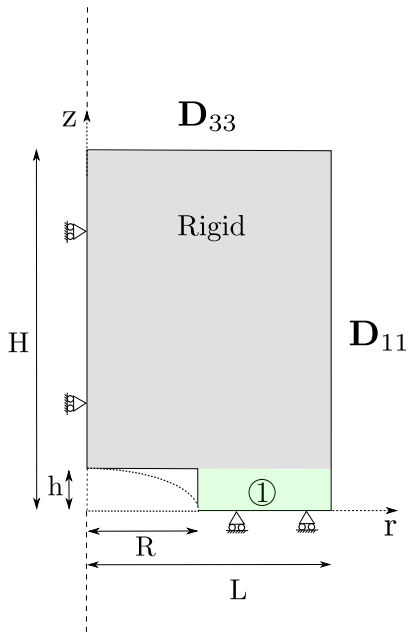

- Other trial velocity fields are possible (see (Morin *et al.*, 2015))

Yield criterion **in the coalescence regime** for nanoporous material

$$\boxed{\mathcal{F}(\boldsymbol{\Sigma}, \sigma_0, \gamma, ...)} \text{ or } \boxed{\Sigma_{33} = \mathcal{G}(\sigma_0, \gamma, ...)}$$

Estimation of the coalescence stress (isotropic, axisymmetric loading):

$$\left(\frac{\Sigma_{33}}{\sigma_0}\right)_c = \sqrt{\frac{6}{5}}\left[b\ln\frac{1}{\chi^2} + \sqrt{b^2+1} - \sqrt{b^2+\chi^4} + b\ln\left(\frac{b+\sqrt{b^2+\chi^4}}{b+\sqrt{b^2+1}}\right)\right] + \frac{2\Gamma}{\sqrt{3}}\sqrt{1+3\chi^4}$$

with $b^2 = \frac{1}{3} + \alpha\frac{1}{3}\frac{5}{8W^2\chi^2}$, $\alpha = [1+\chi^2-5\chi^4+3\chi^6]/12$.

Can be extended to account for **anisotropy and shear**:

$\Rightarrow$ see (Gallican & Hure, 2017)

Yield criterion **in the coalescence regime** for nanoporous material

$$\boxed{\mathcal{F}(\boldsymbol{\Sigma}, \sigma_0, \gamma, ...)} \text{ or } \boxed{\Sigma_{33} = \mathcal{G}(\sigma_0, \gamma, ...)}$$

Estimation of the coalescence stress (isotropic, axisymmetric loading):

$$\left(\frac{\Sigma_{33}}{\sigma_0}\right)_c = \sqrt{\frac{6}{5}}\left[b\ln\frac{1}{\chi^2} + \sqrt{b^2+1} - \sqrt{b^2+\chi^4} + b\ln\left(\frac{b+\sqrt{b^2+\chi^4}}{b+\sqrt{b^2+1}}\right)\right] + \frac{2\Gamma}{\sqrt{3}}\sqrt{1+3\chi^4}$$

with $b^2 = \frac{1}{3} + \alpha\frac{1}{3}\frac{5}{8W^2\chi^2}$, $\alpha = [1+\chi^2-5\chi^4+3\chi^6]/12$.

Can be extended to account for **anisotropy and shear**:

$\Rightarrow$ see (Gallican & Hure, 2017)

How good is this analytical coalescence criterion ?:
$\Rightarrow$ Comparison to **Numerical limit-analysis**

Yield criterion **in the coalescence regime** for nanoporous material

$$\boxed{\mathcal{F}(\boldsymbol{\Sigma}, \sigma_0, \gamma, ...)} \text{ or } \boxed{\Sigma_{33} = \mathcal{G}(\sigma_0, \gamma, ...)}$$

- **Numerical limit-analysis simulations**: Standard finite element simulations, coalescence boundary conditions, no geometry update, perfectly plastic von Mises matrix and interface

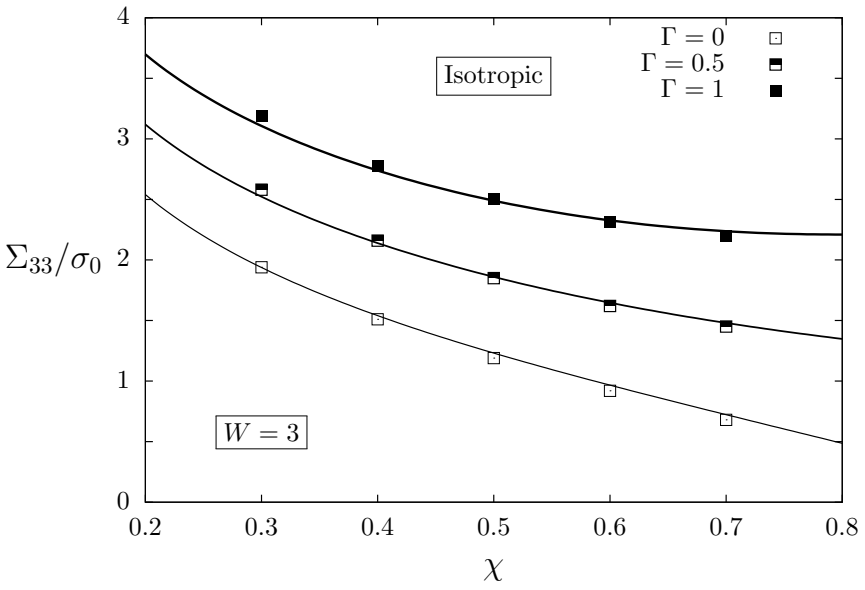

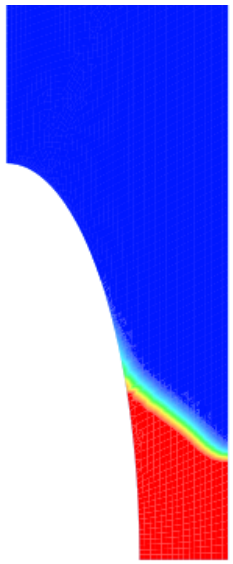

$$\Sigma = \frac{1}{vol\Omega} \int_{\Omega} \sigma \, d\Omega$$

Yield criterion **in the coalescence regime** for nanoporous material

$$\boxed{\mathcal{F}(\mathbf{\Sigma}, \sigma_0, \gamma, ...)} \text{ or } \boxed{\Sigma_{33} = \mathcal{G}(\sigma_0, \gamma, ...)}$$

- **Numerical limit-analysis simulations**: Standard finite element simulations, coalescence boundary conditions, no geometry update, perfectly plastic von Mises matrix and interface

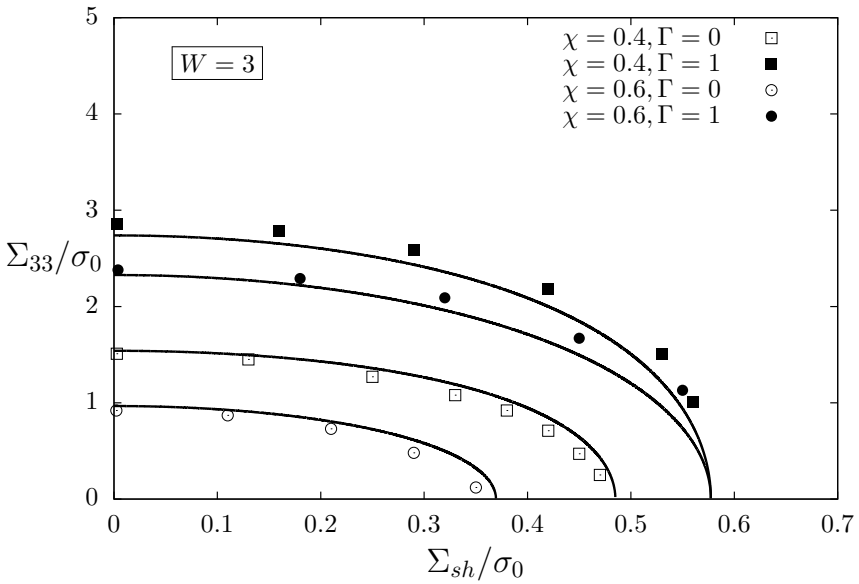

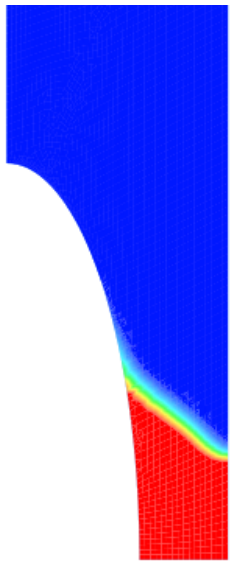

$$\Sigma = \frac{1}{vol\Omega} \int_{\Omega} \sigma \, d\Omega$$

- ☑ for elongated spheroidal voids $W \gg 1$
- ☑ for spherical voids $W \sim 1$ with additional fitting parameter

Yield criterion for porous strain-gradient material $\boxed{\mathcal{F}(\mathbf{\Sigma}, ...) = 0}$

Similar framework as for the case of interface stresse

- **Fleck & Willis** version of strain gradient plasticity

$$\dot{E}_p^2 = \dot{\varepsilon}_p^2 + L_D^2 \dot{\varepsilon}_{ij,k}^2 \dot{\varepsilon}_{ij,k}^2$$

- **Extension** of Hill-Mandel lemma (Azizi *et al.*, 2014):

$$\mathbf{\Sigma} : \mathbf{D} = \frac{1}{vol\Omega} \int_{\partial\Omega} [T_i v_i + t_{ij} d_{ij}] dS$$

  for periodic boundary conditions

- **Extension** of Limit analysis theorem (Fleck & Willis, 2009)

$$\mathbf{\Sigma} : \mathbf{D} = \inf_{\underline{v} \in \kappa(\mathbf{D})} \frac{1}{vol(\Omega)} \int_{\Omega} \sigma_0 \sqrt{\frac{2}{3} d_{ij} d_{ij} + L_D^2 d_{ij,k} d_{ij,k}} \, dV$$

where $\kappa(\mathbf{D})$ is a subset of velocity field compatible with $\mathbf{D}$ and verifying the property of incompressibility

Yield criterion **in the coalescence regime** for porous strain-gradient material

$$\boxed{\mathcal{F}(\mathbf{\Sigma}, \sigma_0, \gamma, ...)} \text{ or } \boxed{\Sigma_{33} = \mathcal{G}(\sigma_0, \gamma, ...)}$$

Trial velocity field (Morin *et al.*, 2015)

$$\begin{cases} v_r^M(r,z) = \dfrac{HD_{33}}{h^2}(h-z)\left(\dfrac{L^2}{r} - r\right) \\ v_z^M(r,z) = \dfrac{HD_{33}}{h^2}\left(2hz - z^2\right) \end{cases}$$

Estimation of the coalescence stress (isotropic, axisymmetric loading):

$$\left(\frac{\Sigma_{33}}{\sigma_0}\right)_c = \frac{2}{W^2\chi^2}\int_0^{W\chi} dz \int_\chi^1 \sqrt{\alpha(r,z) + L_D^2\beta(r,z)}\, r dr$$

with $$\alpha(r,z) = \frac{4}{3}(W\chi - z)^2\left(\frac{1}{r^4} + 3\right) + \frac{1}{3}\left(\frac{1}{r} - r\right)^2$$

and $$\beta(r,z) = \frac{16}{r^6}(W\chi - z)^2 + \frac{3}{r^4} + 7$$

Yield criterion **in the coalescence regime** for porous strain-gradient material

$$\boxed{\mathcal{F}(\mathbf{\Sigma}, \sigma_0, \gamma, ...)} \text{ or } \boxed{\Sigma_{33} = \mathcal{G}(\sigma_0, \gamma, ...)}$$

Trial velocity field (Morin *et al.*, 2015)

$$\begin{cases} v_r^M(r,z) = \dfrac{HD_{33}}{h^2}(h-z)\left(\dfrac{L^2}{r} - r\right) \\ v_z^M(r,z) = \dfrac{HD_{33}}{h^2}\left(2hz - z^2\right) \end{cases}$$

Estimation of the coalescence stress (isotropic, axisymmetric loading):

$$\left(\frac{\Sigma_{33}}{\sigma_0}\right)_c = \frac{2}{W^2\chi^2}\int_0^{W\chi} dz \int_\chi^1 \sqrt{\alpha(r,z) + L_D^2\beta(r,z)}\, r dr$$

with $$\alpha(r,z) = \frac{4}{3}(W\chi - z)^2\left(\frac{1}{r^4} + 3\right) + \frac{1}{3}\left(\frac{1}{r} - r\right)^2$$

and $$\beta(r,z) = \frac{16}{r^6}(W\chi - z)^2 + \frac{3}{r^4} + 7$$

How good is this analytical coalescence criterion ?:

$\Rightarrow$ Comparison to **Numerical limit-analysis**

Yield criterion **in the coalescence regime** for nanoporous material

$$\boxed{\mathcal{F}(\boldsymbol{\Sigma}, \sigma_0, \gamma, ...)} \text{ or } \boxed{\Sigma_{33} = \mathcal{G}(\sigma_0, \gamma, ...)}$$

Numerical limit-analysis simulations:

- Cubic-unit cell with pediodic boundary conditions
- Coalescence boundary conditions
- Fleck-Willis strain-gradient material without hardening
- Coalescence boundary conditions

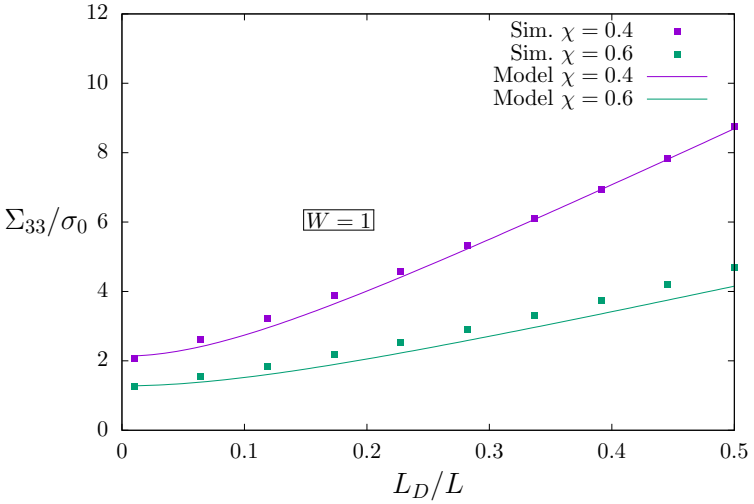

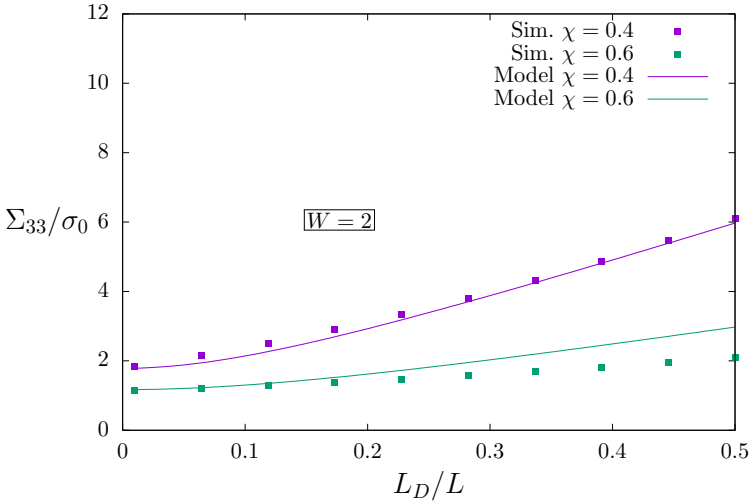

The model **captures well** the increase of coalescence stress as L_D increases

- One parameter needed to account for unit-cell shapes (cylindrical *vs.* cubic)

Accounting for interface stresses:

$$\left(\frac{\Sigma_{33}}{\sigma_0}\right)_c = \sqrt{\frac{6}{5}}\left[b\ln\frac{1}{\chi^2} + \sqrt{b^2+1} - \sqrt{b^2+\chi^4} + b\ln\left(\frac{b+\sqrt{b^2+\chi^4}}{b+\sqrt{b^2+1}}\right)\right] + \frac{2\Gamma}{\sqrt{3}}\sqrt{1+3\chi^4}$$

Accounting for strain-gradient plasticity (Fleck-Willis):

$$\left(\frac{\Sigma_{33}}{\sigma_0}\right)_c = \frac{2}{W^2\chi^2}\int_0^{W\chi} dz \int_\chi^1 \sqrt{\alpha(r,z) + L_D^2\beta(r,z)}\, r dr$$

From coalescence criterion to yield criterion in the coalescence regime (axisymmetric loading conditions)

$$\mathcal{F}(\mathbf{\Sigma}) = \frac{\Sigma_{eq}}{\sigma_0} + \frac{3}{2}\frac{\Sigma_m}{\sigma_0} - \frac{3}{2}\left(\frac{\Sigma_{33}}{\sigma_0}\right)_c \leq 0$$

A hybrid yield criterion for porous material exhibiting size effects:

- Growth criterion $\mathcal{F}_g(\boldsymbol{\Sigma}, \boldsymbol{\alpha}, \Gamma) \leq 0$

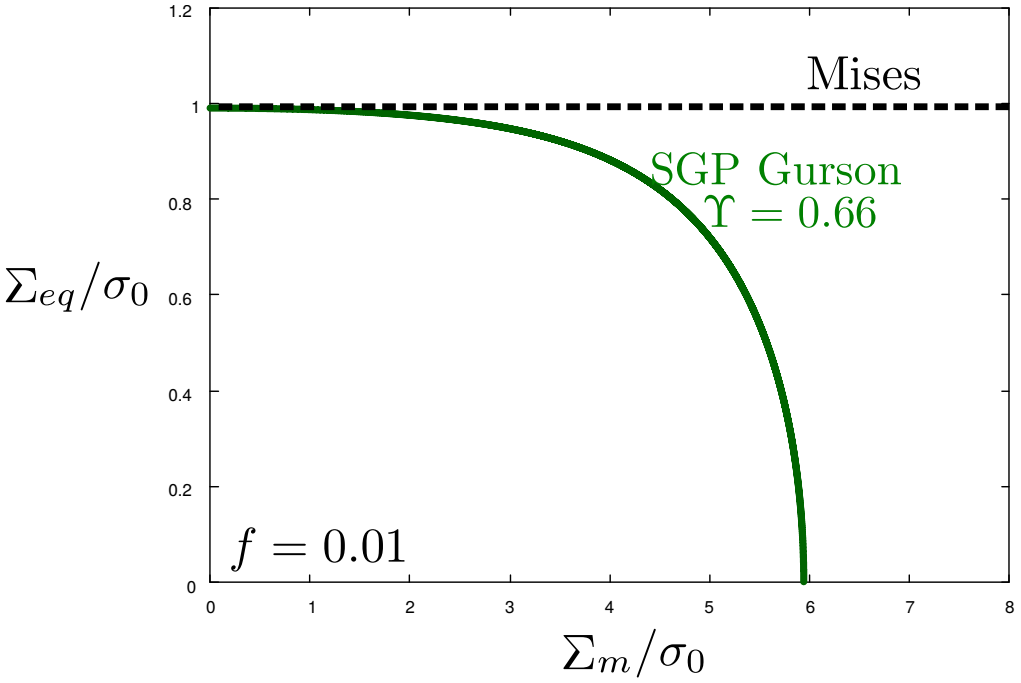

A hybrid yield criterion for porous material exhibiting size effects:

- Growth criterion $\mathcal{F}_g(\boldsymbol{\Sigma}, \boldsymbol{\alpha}, \Gamma) \leq 0$
- Coalescence criterion $\mathcal{F}_c(\boldsymbol{\Sigma}, \boldsymbol{\alpha}, \Gamma) \leq 0$

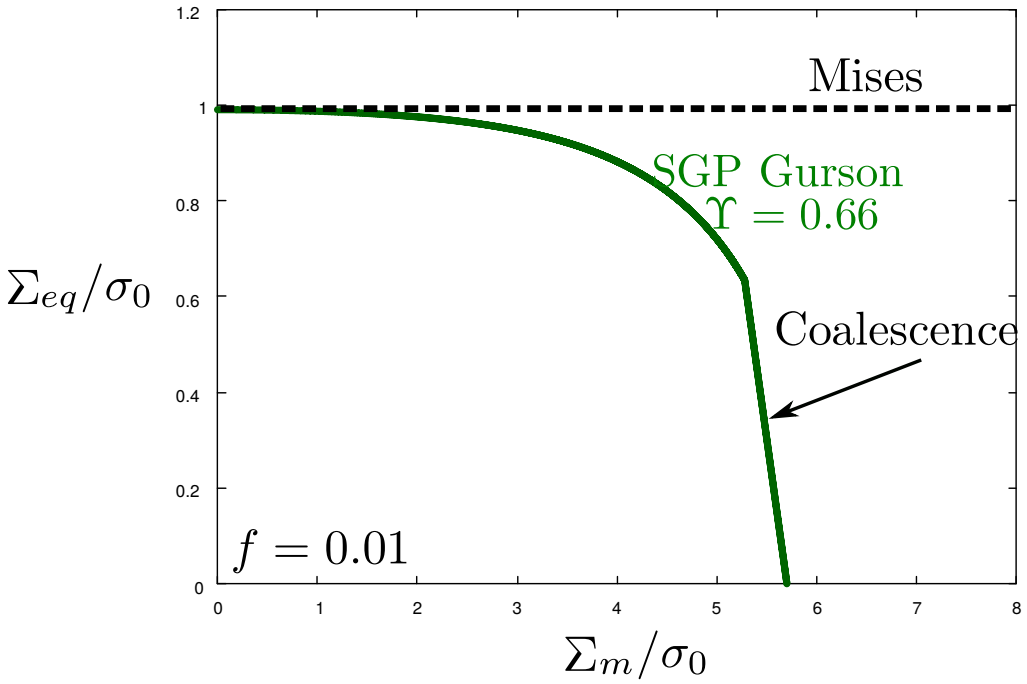

Complete homogenized model:

- Adding evolution laws
- Numerical implementation of constitutive equations

Numerical implementation of the constitutive equations:

- Strain-gradient plasticity: qualitative agreement to be further validated

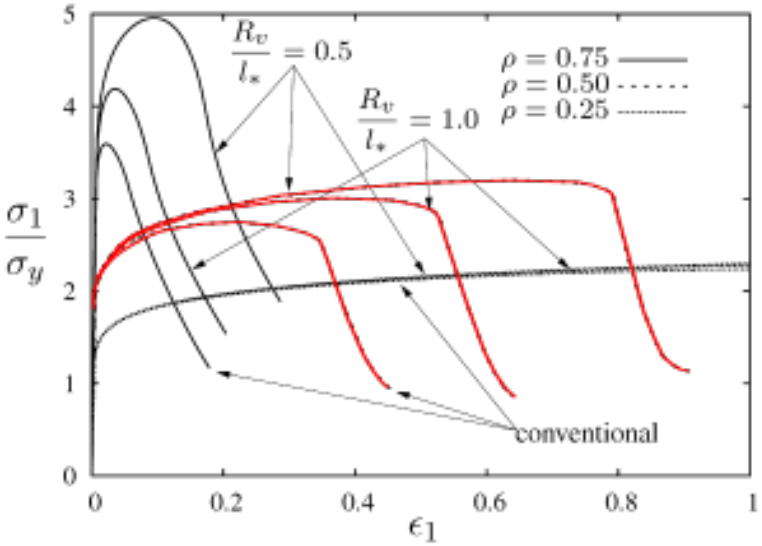

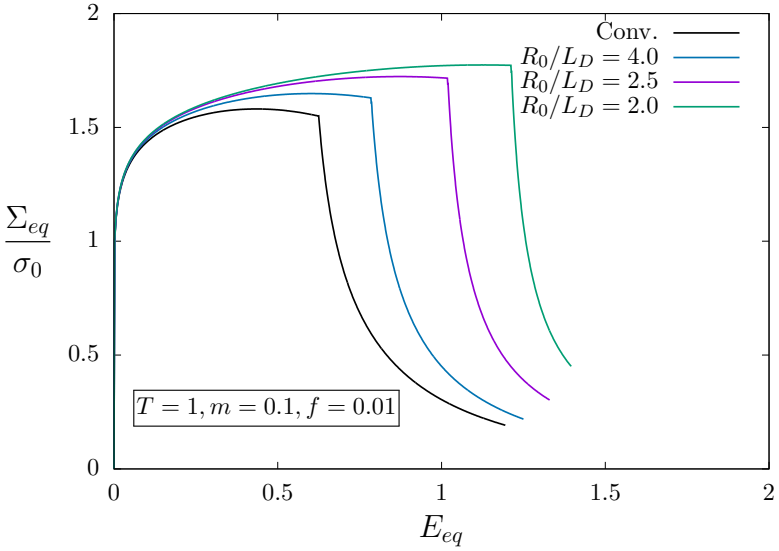

(Niordson, 2008)

Hardening and delayed softening observed as R/L_D decreases

- Interface stresses: **Talk of J.M. Scherer)**