



HAL
open science

Fission products and nuclear fuel behaviour under severe accident conditions Speciation of fission products in the Verdon 3 and -4 samples

F. Audubert, C. Le Gall, L. Fayette, P. Bienvenu, I. Zacharie-Aubrun, K. Hanifi, Yves Pontillon

► **To cite this version:**

F. Audubert, C. Le Gall, L. Fayette, P. Bienvenu, I. Zacharie-Aubrun, et al.. Fission products and nuclear fuel behaviour under severe accident conditions Speciation of fission products in the Verdon 3 and -4 samples. NUMAT 2018 - The Nuclear Materials Conference 2018, Oct 2018, Seattle, United States. cea-02338475

HAL Id: cea-02338475

<https://cea.hal.science/cea-02338475v1>

Submitted on 24 Feb 2020

HAL is a multi-disciplinary open access archive for the deposit and dissemination of scientific research documents, whether they are published or not. The documents may come from teaching and research institutions in France or abroad, or from public or private research centers.

L'archive ouverte pluridisciplinaire **HAL**, est destinée au dépôt et à la diffusion de documents scientifiques de niveau recherche, publiés ou non, émanant des établissements d'enseignement et de recherche français ou étrangers, des laboratoires publics ou privés.

DE LA RECHERCHE À L'INDUSTRIE



FISSION PRODUCTS AND NUCLEAR FUEL BEHAVIOUR

UNDER SEVERE ACCIDENT CONDITIONS:


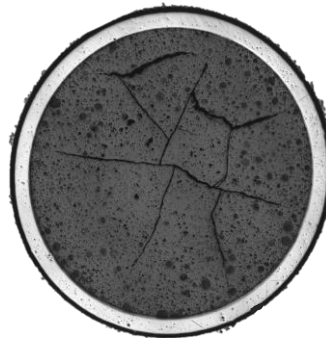
SPECIATION OF FISSION PRODUCTS

IN THE VERDON 3 AND -4 SAMPLES

NUMAT 2018 | October 19th – 23th, 2018

CEA Cadarache | DEN | DEC | SA3E | LAMIR

F. Audubert, C. Le Gall, L. Fayette, P. Bienvenu,
I. Zacharie-Aubrun, K. Hanifi, Y. Pontillon



CONTEXT

Phenomenology of a PWR severe accident

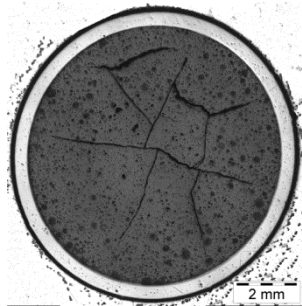
Initial state

Temperature ramp
(400-1100°C)

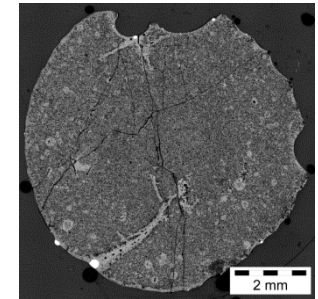
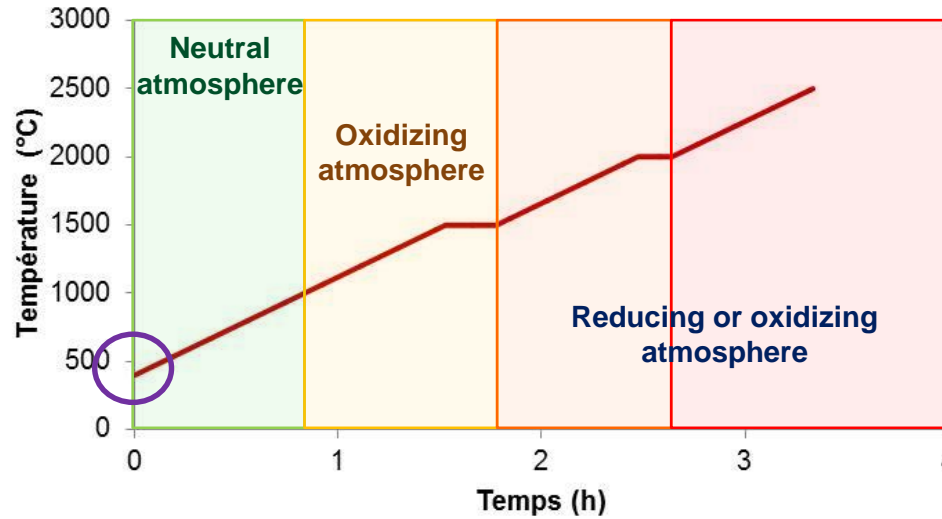
Oxidation plateau
(1100-1500°C)

Temperature ramp
(1500-2000°C)

High temp. plateau
(≥ 2300°C)

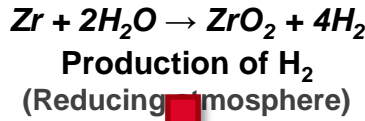


T_0
MOX fuel irradiated
 t 56 GWd.t_{ML}⁻¹




O 2300
Thermal treatment up to 2300°C under oxidizing atm.

Production of steam
(Oxidizing atmosphere)



Failure of the cladding
(Oxidizing atmosphere)



R 2500
Thermal treatment up to 2500°C under reducing atmosphere

Normal operating conditions

Heat-up of Fuel rods

Cladding oxidation

Further heat-up Of the rods



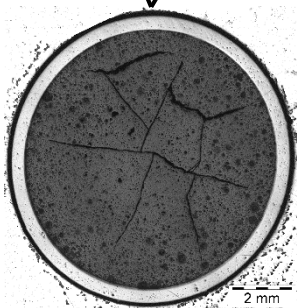
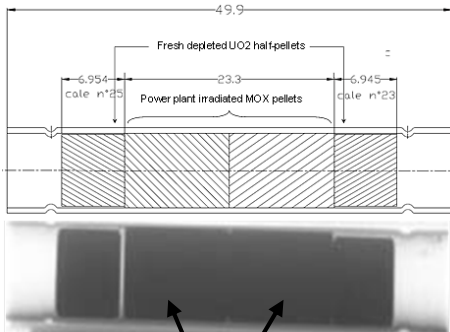
Behavior of MOX fuel and FP in SA conditions?

THE VERDON-3 AND 4 SAMPLES

Characteristics



Father rod,
56 GWd.t_{HM}⁻¹

2 PWR MOX fuel pellets + M5 cladding
+
2 unirradiated half pellets (depleted UO₂)
reirradiated in OSIRIS



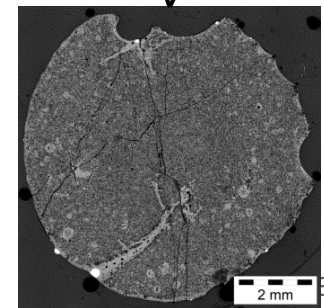

VERDON-3,
2300°C, H₂O

2 irradiated pellets, scarce visible
pieces of cladding
+
2 unirradiated half pellets (depleted UO₂)



VERDON-4,
2530°C, H₂

2 irradiated pellets + molten Zr
cladding
+
2 unirradiated half pellets (depleted UO₂)



POST-TEST CHARACTERIZATIONS

Method



Qualitative analyses

**Optical microscopy, SEM,
SIMS, X-ray maps**

Microstructure evolution

Fuel-cladding interaction

**FP distribution and
associations**



Quantitative analyses

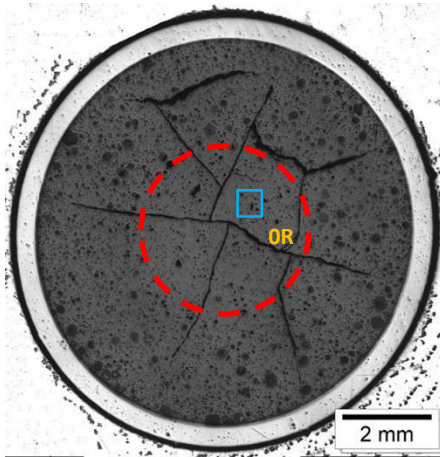
EPMA

**Phases chemical
composition**


MICROSTRUCTURE EVOLUTION

Father rod, VERDON-3 and VERDON-4 samples

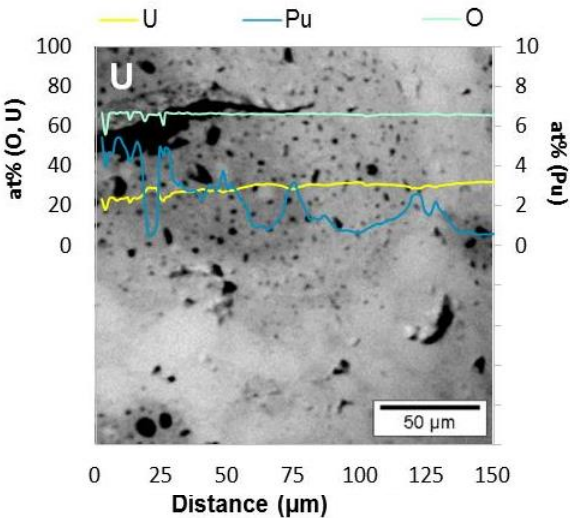

Father rod *,
56 GWd.t_{HM}⁻¹



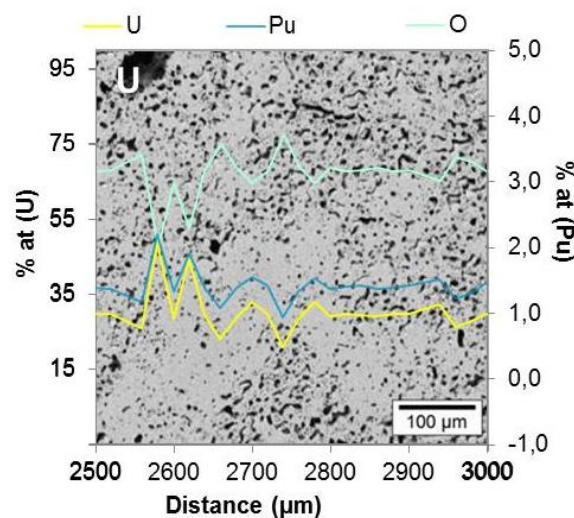
VERDON-3,
2300°C, H₂O



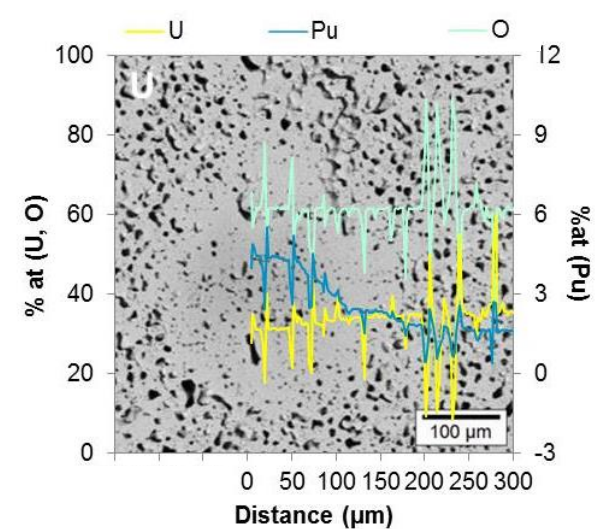
VERDON-4,
2530°C, H₂



Pu agglomerates (5 at% Pu)

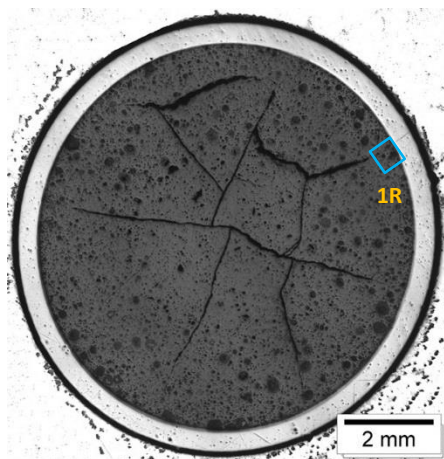


Pu agglomerates (1.8 at% Pu)




Father rod, VERDON-3 and VERDON-4 samples



Father rod *,
56 GWd.t_{HM}⁻¹



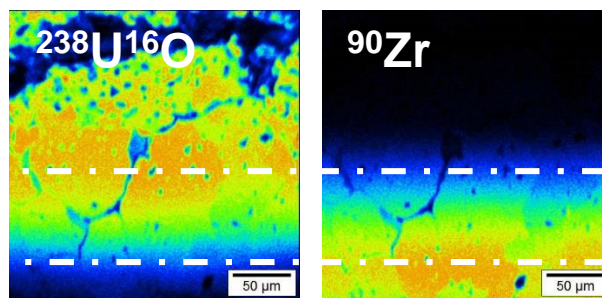
VERDON-3,
2300°C, H₂O



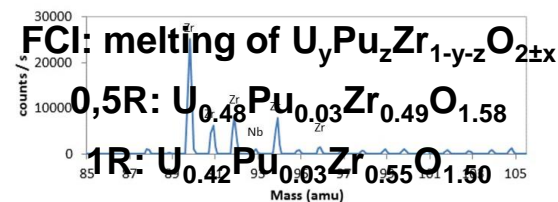

VERDON-4,
2530°C, H₂



FCI on 5 µm at the
periphery of the fuel




FCI on 70 µm at the
periphery of the fuel
(U_yZr_{1-y}O_{2±x} 0 ≤ y ≤ 1)



VERDON-1 and VERDON-4 samples

VERDON-4,
MOX, 56 GWd.t_{HM}⁻¹
2530°C, H₂

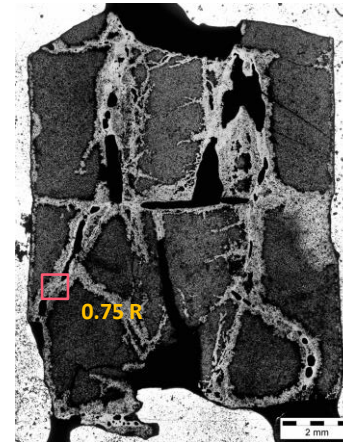
VERDON-1 *,
UO₂, 72 GWd.t_{HM}⁻¹
2600°C, H₂O/H₂ = 0.9



FCI: melting of U_yPu_zZr_{1-y-z}O_{2±x}

0,5R: U_{0.48}Pu_{0.03}Zr_{0.49}O_{1.58}



1R: U_{0.42}Pu_{0.03}Zr_{0.55}O_{1.50}



FCI: melting of U_yZr_{1-y}O_{2±x}


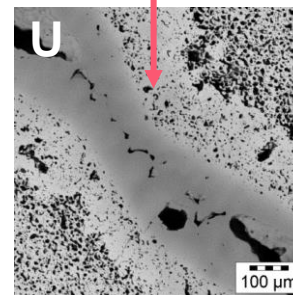
Similar compositions in
both cases

Same phenomena in the
case of UO₂ and MOX fuels




U_{0.77}Zr_{0.23}O_{1.85}

U_{0.48}Zr_{0.52}O_{1.70}




Metallic precipitates




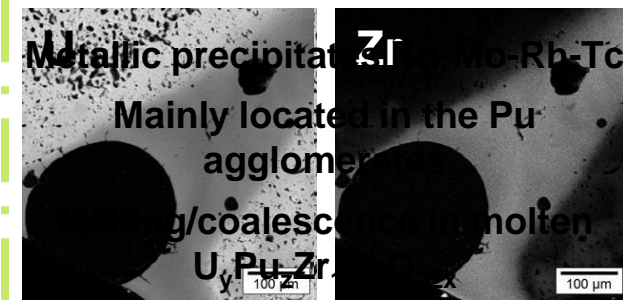



Father rod *,
56 GWd.t_{HM}⁻¹



VERDON-3,
2300°C, H₂O




VERDON-4,
2530°C, H₂




Dissolved FP

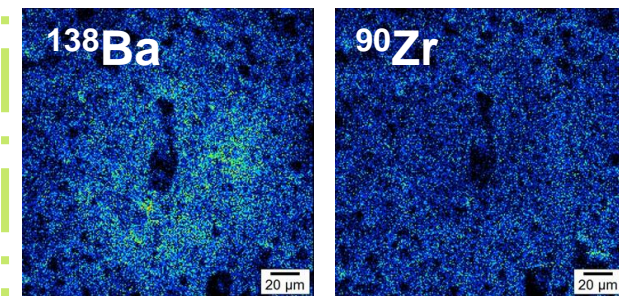
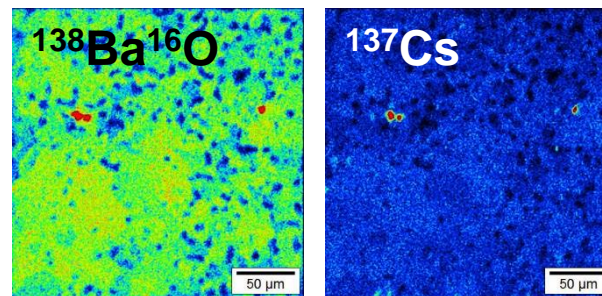
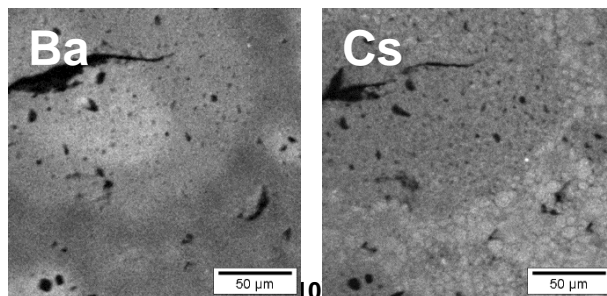

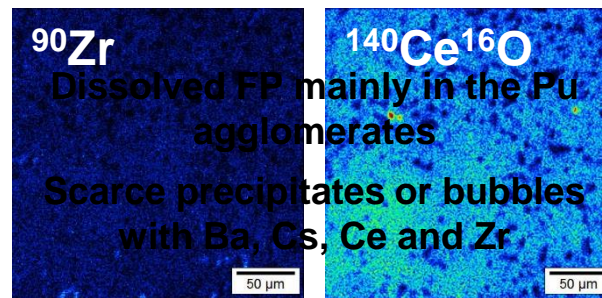


Father rod,
56 GWd.t_{HM}⁻¹



VERDON-3,
2300°C, H₂O



VERDON-4,
2530°C, H₂



CONCLUSIONS

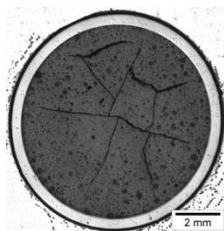

Behavior of MOX fuel and
FP in SA conditions?




Post-test qualitative and
quantitative analyses

Father rod,
MOX, 56 GWd.t_{HM}⁻¹

VERDON-3,
2300°C, H₂O



VERDON-4,
2530°C, H₂



Oxidizing atmosphere:

FCI but no fuel melting (T effect)

Enhanced diffusion (Pu, FP...)

Mo and Cs total release *

Reducing atmosphere:

Melting of $U_yPu_zZr_{1-y-z}O_{2\pm x}$
(dissolution of (U, Pu)O₂ by ZrO₂)

Melting and coalescence of
metallic precipitates

Chemical state of dissolved FP (Cs, Mo, Ba, Zr...)?



CEA / DEN / DEC / SA3E / LCPC:

S. Reboul, I. Roure, T. Blay,
I. Félines, J. Noirot, V. Basini

Commissariat à l'énergie atomique et aux énergies alternatives
Centre de Cadarache | 13108 Saint Paul lez Durance
T. +33 (0)4 42 25 70 00

DEN / DEC
SA3E / LAMIR

Etablissement public à caractère industriel et commercial | R.C.S Paris B 775 685 019