



**HAL**  
open science

## Influence of nuclear structure data on fission observables

Olivier Litaize, Abdelaziz Chebboubi, Olivier Serot, Loïc Thulliez, Thomas Materna, Michal Rapala

► **To cite this version:**

Olivier Litaize, Abdelaziz Chebboubi, Olivier Serot, Loïc Thulliez, Thomas Materna, et al.. Influence of nuclear structure data on fission observables. EPJ N - Nuclear Sciences & Technologies, 2018, 4, pp.28. 10.1051/epjn/2018043 . cea-02305463

**HAL Id: cea-02305463**

**<https://cea.hal.science/cea-02305463v1>**

Submitted on 4 Oct 2019

**HAL** is a multi-disciplinary open access archive for the deposit and dissemination of scientific research documents, whether they are published or not. The documents may come from teaching and research institutions in France or abroad, or from public or private research centers.

L'archive ouverte pluridisciplinaire **HAL**, est destinée au dépôt et à la diffusion de documents scientifiques de niveau recherche, publiés ou non, émanant des établissements d'enseignement et de recherche français ou étrangers, des laboratoires publics ou privés.



Distributed under a Creative Commons Attribution 4.0 International License

# Influence of nuclear structure data on fission observables

Olivier Litaize<sup>1,\*</sup>, Abdelaziz Chebboubi<sup>1</sup>, Olivier Serot<sup>1</sup>, Loïc Thulliez<sup>1,2</sup>, Thomas Materna<sup>2</sup>, and Michal Rapala<sup>1,2</sup>

<sup>1</sup> CEA, DEN, Cadarache, 13108 Saint-Paul-lez-Durance, France

<sup>2</sup> IRFU, CEA, Université Paris-Saclay, 91191 Gif-sur-Yvette, France

Received: 5 December 2017 / Received in final form: 18 May 2018 / Accepted: 8 June 2018

**Abstract.** The simulation of the de-excitation of nuclei requires some models and data in order to construct the nuclear level scheme and the associated transition intensities. The aim of this work is to focus on nuclear structure data used at low energy where electromagnetic transitions can be measured. The RIPL3 database linked to the FIFRELIN Monte Carlo code contains such data and their influence on fission observables is reviewed.

## 1 Introduction

The aim of this work is to illustrate the influence of nuclear structure data on fission observables. To do that we consider a Monte Carlo simulation of the de-excitation of fission fragments by neutron/gamma/conversion electron emission. FIFRELIN [1,2] is a Monte Carlo code developed at CEA which offers this capability by relying on nuclear structure data at low excitations energies (level schemes and transition intensities for instance). Section 2 is a short description of the de-excitation process performed in the FIFRELIN code while Section 3 resumes the type of nuclear structure data used in the code. Section 4.1 highlights the role of the half-life of levels when comparing prompt gamma spectra measured in coincidence with fission fragments. The influence of a modification of the neutron separation energy is illustrated in Section 4.2. Section 4.3 deals with the influence of the delayed neutron emission probability and Section 4.4 shows the importance of an accurate knowledge of the level scheme.

## 2 Fission fragment de-excitation

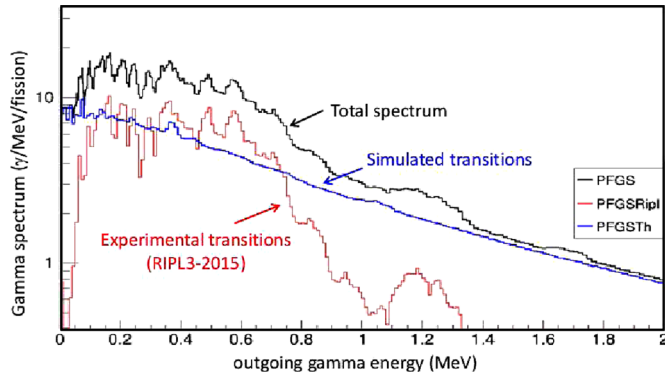
The simulation of the de-excitation of fission fragments starts by the sampling of the mass  $A$ , the nuclear charge  $Z$ , the kinetic energy  $KE$ , the excitation energy  $E$ , the spin  $J$  and the parity  $\pi$  of an initial state. The three first characteristics are usually based on pre-neutron emission experimental data while the three last characteristics require some assumptions and models because of the scarce information available for excitation and spin-parity

sharing between fragments right after scission. In FIFRELIN fission fragments excitation energy and spin are estimated by using a mass-dependent temperature ratio law  $R_T(A)$  (involving two free parameters) and a spin cut-off parameter (involving one to two additional free parameters depending on the spin cut-off model). Another free parameter is used for the fragment moment of inertia which is set as a fraction of a spheroid rigid body. Once the initial states of a fragment pair (binary fission) are known, the de-excitation occurs. The de-excitation through neutron, gamma and conversion electrons is performed by using the notion of Nuclear Realization (NR) first established by Becvar [3] for radiative capture reactions and extended by Regnier et al. [4] to neutron/gamma/electron coupled emission from an excited nucleus (here a fission fragment). A nuclear realization of the level scheme of a nucleus consists in the knowledge of the complete level scheme and the partial widths allowing the decay of a level to another one. Porter-Thomas fluctuations of partial widths are naturally accounted for in such a process as described in [4]. Such a scheme allows the estimation of a statistical uncertainty as well as an uncertainty due to the bad knowledge of nuclear structure. Indeed, the estimation of an average quantity fluctuates from a NR to another NR simply due to the statistical nature of a NR. Finally, the five free parameters discussed above are used to reproduce a fission target (e.g. the average total prompt neutron multiplicity  $\bar{\nu}$ ).

## 3 Nuclear structure data

Different nuclear structure data are used for the simulation of the de-excitation of fission fragments. In FIFRELIN, these data are provided by the RIPL3 database [5]. A new release has been delivered in August 2015 [6]. In addition,

\* e-mail: [olivier.litaize@cea.fr](mailto:olivier.litaize@cea.fr)



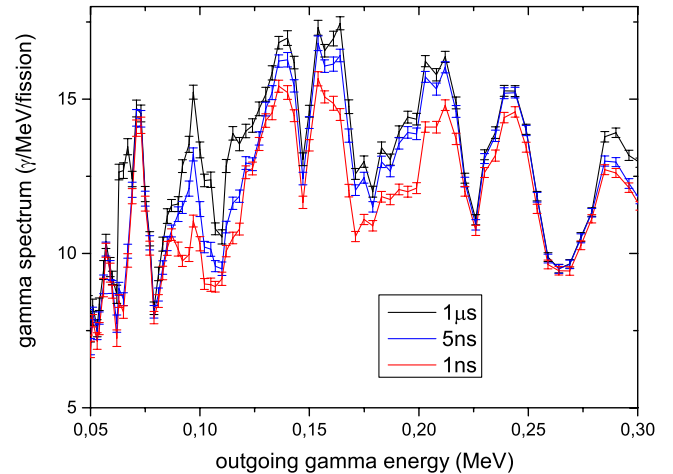
**Fig. 1.** FIFRELIN calculation of the prompt fission gamma spectrum of  $^{252}\text{Cf}(\text{sf})$  reaction. Total spectrum, simulated part from level densities and photon strength functions and simulated part from gamma-ray intensities provided by database are shown as black, blue and red histograms, respectively.

the knowledge of nuclear masses, provided by AME2012 [7,8], is required e.g. for the calculation of the fission fragment kinetic energy after neutron emission. These data are consistent with the neutron separation energy provided in RIPL3-2015. Differences between this release and the previous one have an impact on the estimation of fission observables. The main data accounted for in FIFRELIN are summarized hereafter:

- neutron separation energy  $S_n$ ;
- number of levels;
- energy of the last level below which the scheme is supposed to be complete (at least the energy of the levels inside the scheme are known but their spin and parity can be unassigned);
- energy of the levels;
- spin and parity of the levels (they are sampled if not given);
- number of transitions;
- decay branching ratio;
- half-life  $T_{1/2}$ ;
- gamma intensities  $I_{\gamma}^{i \rightarrow f}$ ;
- Internal Conversion Coefficient ICC.

These data allow the simulation of the low energy part of the cascade by emission of gamma-rays and conversion electrons (number and energy of gamma and conversion electrons). In addition, if a level has a  $\beta^-n$  emission probability an estimation of the average number of delayed neutrons can be performed (in fact the cumulative yields must be calculated as it will be explained in Sect. 4.3).

For instance in RIPL3-2015, the  $^{88}\text{Br}$  neutron separation energy  $S_n$  is roughly equal to 4.896 MeV. There are 9 known levels and 14 transitions. Only the ground state is fully known (energy  $E$ , spin  $J$ , parity  $\pi$ , half-life  $T_{1/2}$ ) and the 8 additional levels have unassigned spin/parity. In that case FIFRELIN samples  $\mathcal{J}^{\pi}$  from theoretical laws. By default positive and negative parities are supposed to be equally likely and spin is sampled, following the work of Bethe [9,10], from a distribution accounting for a spin cut-off parameter. At high energy this parameter follows a Fermi gas model and at low energy where the level density is in agreement with the discrete level scheme, a discrete spin cut-off parameter is used as proposed in [11].



**Fig. 2.** Influence of the half-life of levels on the prompt fission gamma spectrum between 50 and 300 keV.

## 4 Influence of nuclear structure data on fission observables

The prompt fission gamma spectrum (PFGS) calculated by FIFRELIN in the case of the spontaneous fission of  $^{252}\text{Cf}$  is in good agreement with experimental values [12] but even if the shape is well reproduced, the average multiplicity is higher by roughly 10%. As shown in Figure 1 roughly half of the calculated low-energy gamma spectrum is purely calculated from level density and photon strength function models while the other half comes from gamma intensities provided in the database. Several explanations for this overestimation can be presented:

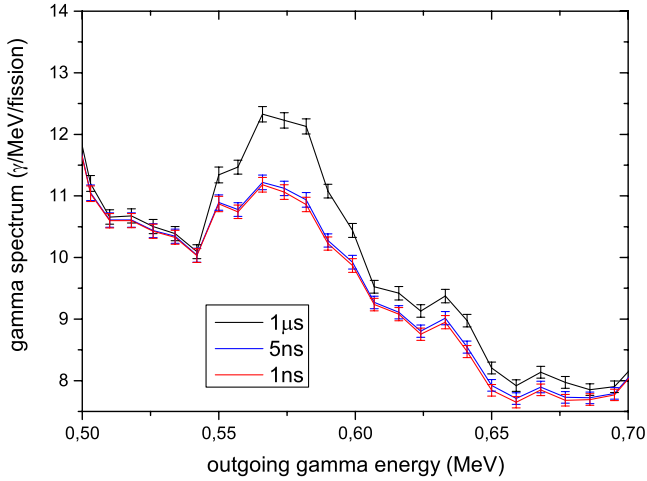
- bad or missing spin assignment;
- missing half-lives (some states could be nano-second isomers or micro-second isomers);
- incorrect gamma-ray intensities;
- incorrect conversion coefficients;
- bad level densities;
- bad photon strength functions.

### 4.1 Influence of the half-life

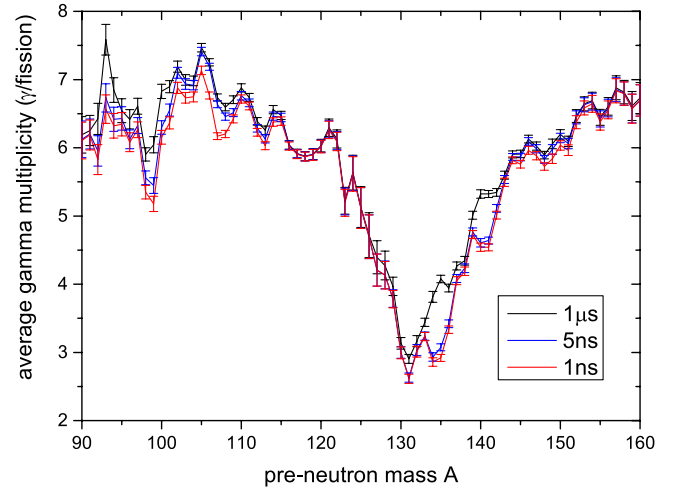
The influence of the half-life is exemplified in Figure 2 between 50 and 300 keV and in Figure 3 between 500 and 700 keV. Almost all the transitions are of the order of few nanoseconds between 125 and 280 keV while between 550 and 700 keV longer half-lives seem to be responsible of the spectral curve (1  $\mu\text{s}$  transitions are far from 5 ns transitions). In correlation with the gamma energy of these transitions, these longer half-life transitions (more than few nanoseconds) seem to be emitted by nuclei in the mass range  $A = [130, 145]$  and in a lesser extend  $A = [90, 105]$  (Fig. 4).

### 4.2 Influence of the neutron separation energy $S_n$

Table 1 provides different nuclei for which the neutron separation energy has changed since the last release of the RIPL3 database. The influence of a modification



**Fig. 3.** Influence of the half-life of levels on the prompt fission gamma spectrum between 500 and 700 keV.



**Fig. 4.** Influence of the half-life of levels on the average prompt fission gamma multiplicity as function of pre-neutron fragment mass.

**Table 1.**  $S_n$  differences from RIPL3-2009 to RIPL3-2015.

| $Z$ | $A$ | $\Delta S_n$<br>(MeV) |
|-----|-----|-----------------------|
| 33  | 82  | -0.219                |
| 39  | 99  | 0.773                 |
| 39  | 100 | -0.411                |
| 39  | 102 | -0.872                |
| 42  | 107 | -0.272                |
| 43  | 107 | -0.356                |
| 45  | 112 | 0.420                 |
| 44  | 113 | -0.477                |
| 48  | 123 | 0.221                 |
| 49  | 129 | -6.237                |
| 49  | 133 | -0.461                |
| 60  | 156 | 0.584                 |

**Table 2.** Influence of  $S_n$  on average multiplicities.

|                           | RIPL3-2009 | RIPL3-2015 | $\Delta$ |
|---------------------------|------------|------------|----------|
| $\bar{\nu}^{(102Y)}$      | 1.437(3)   | 1.579(3)   | +10%     |
| $\bar{M}_\gamma^{(102Y)}$ | 4.93(2)    | 5.39(2)    | +10%     |
| $\bar{M}_e^{(102Y+134I)}$ | 0.95(1)    | 1.52(1)    | +60%     |

**Table 3.** Delayed neutron fraction for thermal fission of  $^{235}\text{U}$  and 800 keV neutron induced fission of  $^{237}\text{Np}$ .

| $\bar{\nu}_d$         | $^{235}\text{U}(n_{\text{th}},f)$<br>( $10^{-5}$ ) | $^{237}\text{Np}(n,f)$<br>( $10^{-5}$ ) |
|-----------------------|--|---|
| FIFRELIN w/RIPL3-2009 | $1521 \pm 13$                                      | $926 \pm 15$                            |
| FIFRELIN w/RIPL3-2015 | $1730 \pm 13$                                      | $1083 \pm 15$                           |

of  $S_n$  is exemplified on the thermal neutron induced binary fission of  $^{235}\text{U}$  leading to the  $^{102}\text{Y} + ^{134}\text{I}$  fragment pair. In the case of  $^{102}\text{Y}$ , the  $S_n$  value is lowered by almost 900 keV in the present release of RIPL3-2015. This leads to an increase of about 10% of the average neutron multiplicity as well as the gamma multiplicity. In the same time, the conversion electron multiplicity of the fragment pair is increased by 60%. Nevertheless the example of  $^{102}\text{Y}$  is an extreme case: almost all levels of this odd-odd neutron rich nucleus have unknown spin-parities. Not only  $S_n$  has changed and for instance a level ( $T_{1/2} = 360$  ms) having an uncertain energy assignment in RIPL3-2009 was set to 200 keV in RIPL3-2015 (Tab. 2).

### 4.3 Influence of the delayed neutron emission probability $P_n$

There were no  $P_n$  values for  $^{88}\text{Br}$ ,  $^{96}\text{Rb}$ ,  $^{86}\text{As}$  in RIPL3-2009 release leading to a strong underestimation of the delayed neutron fraction. It is now corrected in the new release since 2015. In FIFRELIN, we can calculate without additional cost the number of delayed neutron that will be emitted at the end of the prompt de-excitation cascade. This is allowed by the fact that the database provides the  $\beta^-n$  probabilities. Note that this is not exactly the true delayed neutron fraction  $\bar{\nu}_d$  but a related parameter that we will write  $\bar{\nu}'_d$  because it takes into account the independent fission fragment yields calculated during the prompt cascade and not the cumulative yields. This parameter cannot be compared to experimental values but the influence of the  $P_n$  values can be highlighted here in the case of  $^{235}\text{U}(n_{\text{th}},f)$  and  $^{237}\text{Np}(n,f)$  reactions where an increase of 15% can be observed (see Tab. 3).

The uncertainty of  $\sim 15 \times 10^{-5}$  quoted in Table 3 is statistical. For this observable ( $\bar{\nu}'_d$ ), the present simulation leads to a 3 times higher uncertainty due to fluctuating NRs ( $\sim 40 \times 10^{-5}$ ).



tuned to reproduce the specific cascade of  $^{92}\text{Kr}$ . Reproducing the cascade (in addition of  $\bar{\nu}$ ) is simply an additional constraint for the model. If the lower part of the level scheme is known with better accuracy (in the new release of the database) then the model parameters that drive the initial fission fragment spin can be better inferred. Practically in this work it is clear that the overfeeding of high spin states in the current calculation scheme of FIFRELIN (initial spin cut-off models) leads to high intensities in transitions at 688 and 849.3 keV. This was already observed for other nuclei by using the previous release of the database as reported in [15] related to isomeric yields.

## 5 Conclusion

We have shown the influence of nuclear structure data on several fission observables. The simulation of the de-excitation of fission fragments is strongly dependent on these data specially at low energies, roughly below 1 MeV, within the discrete energy level region. The impact can be seen on global observables such as average gamma multiplicities and spectra but also on delayed neutron multiplicity due to lack of knowledge in neutron emission probabilities or missing  $\beta$ ,  $\gamma$  intensities. The latter topic can be investigated through total absorption  $\gamma$ -ray spectroscopy performed with large  $4\pi$  scintillation detectors as it has been done recently for some fission products [16].

## Author contribution statement

All the authors are involved in the FIFRELIN project (development of the code or studies with the code).

## References

1. O. Litaize, O. Serot, Phys. Rev. C **82**, 054616 (2010)
2. O. Litaize, O. Serot, L. Berge, Eur. Phys. J. A **51**, 177 (2015)
3. F. Becvar, Nucl. Instrum. Methods Phys. Res. Sect. A **417**, 434 (1998)
4. D. Regnier, O. Litaize, O. Serot, Comput. Phys. Commun. **201**, 19 (2016)
5. R. Capote, M. Herman, P. Oblozinsky, P. Young, S. Goriely, T. Belgia, A. Ignatyuk, A. Koning, S. Hilaire, V. Plujko, M. Avrigeanu, O. Bersillon, M. Chadwick, T. Fukahori, Z. Ge, Y. Han, S. Kailas, J. Kopecky, V. Maslov, G. Reffo, M. Sin, E. Soukhovitskii, P. Talou, Nucl. Data Sheets **110**, 3107 (2009)
6. M. Verpelli, R. Capote, in *International Nuclear Data Committee*, INDC(NDS)-0702 (2015)
7. G. Audi, M. Wang, A. Wapstra, F. Kondev, M. MacCormick, X. Xu, B. Pfeiffer, Chin. Phys. C **36**, 1287 (2012)
8. M. Wang, G. Audi, A. Wapstra, F. Kondev, M. MacCormick, X. Xu, B. Pfeiffer, Chin. Phys. C **36**, 1603 (2012)
9. H.A. Bethe, Phys. Rev. **50**, 332 (1936)
10. H.A. Bethe, Rev. Mod. Phys. **9**, 69 (1937)
11. A. Koning, S. Hilaire, S. Goriely, Nucl. Phys. A **810**, 13 (2008)
12. A. Oberstedt, R. Billnert, F.-J. Hamsch, S. Oberstedt, Phys. Rev. C **92**, 014618 (2015)
13. T. Materna, M. Rapala, A. Letourneau, A. Marchix, O. Litaize, O. Serot, W. Urban, A. Blanc, M. Jentschel, U. Köster, P. Mutti, T. Soldner, G. Simpson, C.A. Ur, G. De France, EPJ Web Conf. **146**, 04041 (2017)
14. M. Jentschel et al., J. Instrum. **12**, P11003 (2017)
15. A. Etilé, O. Roig, E. Bauge, L. Gaudefroy, V. Méot, EPJ Web Conf. **146**, 09027 (2017)
16. E. Valencia et al., Phys. Rev. C **95**, 024320 (2017)

**Cite this article as:** Olivier Litaize, Abdelaziz Chebboubi, Olivier Serot, Loïc Thulliez, Thomas Materna, Michal Rapala, Influence of nuclear structure data on fission observables, EPJ Nuclear Sci. Technol. 4, 28 (2018)