



**HAL**  
open science

# Breaking C-O Bonds with Uranium: Uranyl Complexes as Selective Catalysts in the Hydrosilylation of Aldehydes

Louis Monsigny, Pierre Thuéry, Jean-Claude Berthet, Thibault Cantat

► **To cite this version:**

Louis Monsigny, Pierre Thuéry, Jean-Claude Berthet, Thibault Cantat. Breaking C-O Bonds with Uranium: Uranyl Complexes as Selective Catalysts in the Hydrosilylation of Aldehydes. *ACS Catalysis*, 2019, 9, pp.9025-9033. 10.1021/acscatal.9b01408 . cea-02269575

**HAL Id: cea-02269575**

**<https://cea.hal.science/cea-02269575>**

Submitted on 23 Aug 2019

**HAL** is a multi-disciplinary open access archive for the deposit and dissemination of scientific research documents, whether they are published or not. The documents may come from teaching and research institutions in France or abroad, or from public or private research centers.

L'archive ouverte pluridisciplinaire **HAL**, est destinée au dépôt et à la diffusion de documents scientifiques de niveau recherche, publiés ou non, émanant des établissements d'enseignement et de recherche français ou étrangers, des laboratoires publics ou privés.

# Breaking C–O Bonds with Uranium: Uranyl Complexes as Selective Catalysts in the Hydrosilylation of Aldehydes

Louis Monsigny, Pierre Thuéry, Jean-Claude Berthet\* and Thibault Cantat\*.

NIMBE, CEA, CNRS, Université Paris-Saclay, CEA Saclay, 91191 Gif-sur-Yvette, France

**ABSTRACT:** We report herein the possibility to perform the hydrosilylation of carbonyls, using actinide complexes as catalysts. While complexes of the uranyl ion  $[\text{UO}_2]^{2+}$  have been poorly considered in catalysis, we show the potentialities of the Lewis acid  $[\text{UO}_2(\text{OTf})_2]$  (**1**) in the catalytic hydrosilylation of a series of aldehydes.  $[\text{UO}_2(\text{OTf})_2]$  proved a very active catalyst affording distinct reduction products depending on the nature of the reductant. With  $\text{Et}_3\text{SiH}$ , a number of aliphatic and aromatic aldehydes are reduced into symmetric ethers, while  ${}^i\text{Pr}_3\text{SiH}$  yielded silylated alcohols. Studies of the reaction mechanism led to the isolation of aldehyde/uranyl complexes,  $[\text{UO}_2(\text{OTf})_2(4\text{-Me}_2\text{N-PhCHO})_3]$ ,  $[\text{UO}_2(\mu\text{-}\kappa^2\text{-OTf})_2(\text{PhCHO})]_n$  and  $[\text{UO}_2(\mu\text{-}\kappa^2\text{-OTf})(\text{OTf})_2(\text{PhCHO})_2]_2$  which have been fully characterized by NMR, IR and single crystal X-ray diffraction.

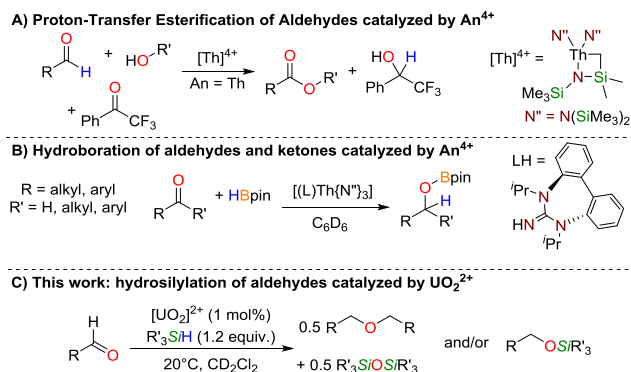
**KEYWORDS:** Homogenous catalysis, Uranium, Uranyl, Hydrosilylation, Reduction, Aldehydes, Mechanisms.

Actinides have aroused considerable fundamental researches to better understand their fascinating chemical and physical properties. The last decades have witnessed a profuse literature of the chemistry of the 5f-elements revealing unprecedented structures and reactivities including the isolation of new coordination motifs or unusual activation of small molecules (such as  $\text{N}_2$ ,  $\text{CO}$  or  $\text{CO}_2$ ).<sup>1</sup> Translating these chemical features in the realm of catalysis remains shy and catalytic applications have been mainly achieved with the organometallic  $\text{An}^{4+}$  species (Th, U) for the hydroamination, hydrosilylation and polymerization of alkenes and alkynes.<sup>1b, 2</sup> The transformation of oxygenated compounds with actinide catalysts represents a difficult task, as the strength of actinide-oxygen bonds may preclude efficient catalytic turnover.<sup>1d, 3</sup> Nonetheless, the group of Eisen recently challenged this vision by unveiling the ability of some uranium(IV) and thorium(IV) complexes to promote the catalytic dimerization of aldehydes (Tishchenko reaction).<sup>4</sup> These authors thus paved the way to developments in this field, substantiated by the subsequent reports of key examples of hydroalkoxylation,<sup>5</sup> addition of alcohols on heterocumulene,<sup>6</sup> ring opening polymerization of epoxides<sup>7</sup> and esters<sup>8</sup> and dehydration of amides.<sup>9</sup>

The reduction of oxygenated substrates, involving the cleavage of C–O and/or C=O bonds, is of fundamental importance, for instance in the conversion of carbonyl or bio-based substrates<sup>10</sup> and  $\text{CO}_2$ .<sup>11</sup> The utilization of actinide based catalysts in this area is extremely rare, as the metal ion must cope with the strength of the An–O bonds and tolerate the reductant.<sup>12</sup> Eisen *et al.* showed that aldehydes could undergo esterification reactions in the presence of alcohols, in the presence of  $\alpha,\alpha,\alpha$ -trifluoro-benzophenone as a sacrificial hydride acceptor (**Erreur ! Source du renvoi introuvable.**, A).<sup>13</sup> In this example, the thorium(IV) complex favors a hydrogen transfer that formally results in the reduction of  $\alpha,\alpha,\alpha$ -trifluoro-benzophenone. Very recently the same group reported the first catalytic reduction of carbonyl compounds (aldehydes and ketones) with hydroboranes ( $\text{R}_2\text{BH}$ ), in the presence of thorium complexes able to generate reactive  $[\text{Th}]\text{-H}$  species as

catalytically active intermediates, thereby unlocking new opportunities in catalysis with actinides (**Erreur ! Source du renvoi introuvable.**, B).<sup>12a</sup>

In contrast to hydroboranes, hydrosilanes ( $\text{R}_3\text{SiH}$ ) have never been used for the reduction of carbonyl or heterocumulene compounds with actinide catalysts. Hydrosilanes are milder reductants compared to hydroboranes<sup>14</sup> or diboranes<sup>15</sup>. Yet, the slight polarization of the Si–H bond offers appealing advantages for the development of selective reduction processes in organic chemistry,<sup>10,11</sup> the valorization of biomass,<sup>16</sup> and the recycling of plastics.<sup>17</sup>



**Scheme 1.** Exhaustive overview of the catalytic reduction of oxygenated compounds using actinide complexes.

These recent successes in catalytic reduction chemistry have been achieved with  $\text{An}^{4+}$  ( $\text{An}=\text{U}, \text{Th}$ ) organometallic complexes, and the catalysts are in consequence sensitive to air and moisture. In contrast, the uranyl cation  $[\text{UO}_2]^{2+}$  is the most abundant form of uranium in the environment and it is ubiquitous in the nuclear industry. Although the use of uranyl in reductive transformations would be novel and attractive, it also poses significant questions:

indeed, a handful of reports describe the reduction of  $[\text{UO}_2]^{2+}$  species into U(V) or U(IV) compounds by hydrosilanes in the presence of the Lewis acid  $(\text{B}(\text{C}_6\text{F}_5)_3)^{18}$  or a catalytic quantity of bases ( $\text{MX} = \text{KNSiMe}_3, \text{KO}^t\text{Bu}, \text{etc.}$ ).<sup>15a</sup> These findings prompted us to investigate, in anhydrous conditions, the potentialities of uranyl species as catalysts in the reductive hydrosilylation of carbonyls.

The reduction of benzaldehyde (**2**) with a uranyl catalyst and a hydrosilane was initially investigated as a model reaction (Eqn (1)). Because  $[\{\text{UO}_2\text{Cl}_2(\text{THF})_2\}_2]$  is an efficient pre-catalyst for the ring opening polymerization of epoxides,<sup>7</sup> it was first tested with a 2.5 mol% charge for the hydrosilylation of **2** with 1.2 equivalent of triethylsilane ( $\text{Et}_3\text{SiH}$ ), at room temperature in dichloromethane (Table 1, entry 1). Poorly soluble in dichloromethane, the dimeric complex dissolved upon addition of excess **2** to give a clear yellow solution, but proved inactive. In similar conditions, the iodide analogue  $[\{\text{UO}_2\text{I}_2(\text{THF})_3\}_3]$  (5 mol%) displayed a weak activity with a low conversion of **2** into the symmetric ether  $\text{PhCH}_2\text{OCH}_2\text{Ph}$  (**2a**), obtained in *ca* 23% yield within 19 h (Table 1, entry 2).

Such reductive etherification of aldehyde has been reported with various Lewis acid such as  $\text{Me}_3\text{SiX}$  ( $\text{X} = \text{I}^{19}, \text{OTf}$ ),  $\text{Fe}(\text{III})^{20}$ ,  $\text{M}(\text{OTf})_3$  ( $\text{M} = \text{In}^{21}, \text{Sc}, \text{Bi}, \text{Ga}, \text{Al}^{22}$ ),  $\text{M}(\text{OTf})_2$  ( $\text{M} = \text{Cu}^{23}, \text{Zn}^{24}$ ) as well as several  $\text{Sb}(\text{III})^{25}$  and  $\text{Sb}(\text{V})^{26}$  compounds.<sup>27</sup> Several reports describe the reductive coupling of aldehydes and ketones to ethers with organosilicon reagents in the presence of Lewis acid activators.

The high Lewis acidity of metal triflates has been extensively used in recent years in a number of organic transformations since they enhance reactivity of substrates through electrophilic activation.<sup>28</sup> Accordingly, we tested a stronger Lewis acid, *e.g.* uranyl triflate  $[\text{UO}_2(\text{OTf})_2]$  (**1**), in the hydrosilylation of **2**. Yellow complex **1** is quite soluble in polar organic solvents, such as THF (which undergoes rapid polymerization), pyridine and acetonitrile, but is insoluble in toluene and dichloromethane. Addition of 1.2 equiv.  $\text{Et}_3\text{SiH}$  to a slurry of complex **1** in toluene or  $\text{CH}_2\text{Cl}_2$  did not induce solubilization of **1** or its reaction at 20 or 65 °C. However, addition of benzaldehyde (**2**) to 1 mol% of catalyst **1** at room temperature led to an immediate clear yellow solution. <sup>1</sup>H NMR monitoring of the reaction showed the quantitative conversion of benzaldehyde, within 1 hour, into ether **2a** and the siloxane  $\text{Et}_3\text{SiOSiEt}_3$  (Table 1, entry 3). Interestingly, a somewhat different outcome was observed when an excess  $\text{Et}_3\text{SiH}$  (> 4 equiv.) was used,

since ether **2a** along with the silylated alcohol  $\text{PhCH}_2\text{OSiEt}_3$  (**2b**) were formed in a ~75:25 ratio (Table 1, entry 4).

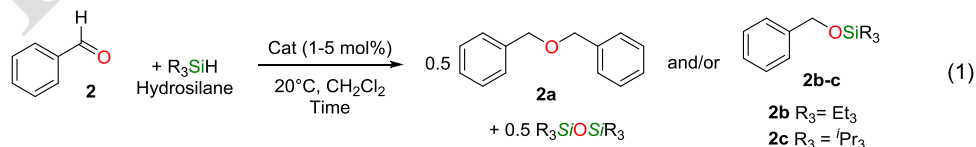
To probe the influence of the nature of the hydrosilane on the reduction of **2**, different reagents were used. Phenyldimethylsilane ( $\text{PhMe}_2\text{SiH}$ ) and triphenylsilane ( $\text{Ph}_3\text{SiH}$ ) behaved similarly to  $\text{Et}_3\text{SiH}$  affording **2a** quantitatively, although a longer reaction time (6 h) was necessary with  $\text{Ph}_3\text{SiH}$  (Table 1, entries 5 and 6). The use of the sterically hindered  $^i\text{Pr}_3\text{SiH}$  induced a considerable change with the selective formation of the silylated alcohol  $\text{PhCH}_2\text{OSi}^i\text{Pr}_3$  (**2c**) in nearly quantitative yield within 12 h (Table 1, entry 7).

The reductive etherification of aldehydes proved general and a number of benzaldehyde derivatives were successfully transformed into the corresponding dibenzylethers **3-10** in excellent yields, ranging from 83 to 99% (

). Depending on the nature of the substituents, the reactions required 0.5-10 h at room temperature to go to completion, with the release of  $\text{Et}_3\text{SiOSiEt}_3$  as by-product. More precisely, *p*-substituted benzaldehydes **3-7**, featuring electron withdrawing (EW) halogen atoms (Cl, Br, I) or electron donating alkyl (ED) groups (Me,  $^t\text{Bu}$ ) were readily reduced into the symmetrical ethers **3a-7a** (

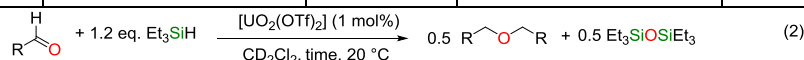
). Surprisingly, the increased steric congestion in **9** – possessing an *ortho*-methyl group – or in the anthracene derivative **8** did not affect the rate of the reaction. Importantly, ketone groups were tolerated and the hydrosilylation of 4-acetylbenzaldehyde **10** led chemoselectively to ether **10a** with excellent yields and a longer reaction time (10 h). This selectivity was confirmed with the absence of reaction with ketones (acetophenone or benzophenone). Furthermore, the carboxylic functionality in *ortho* position of **11** was maintained upon hydrosilylation of the formyl moiety with 2.4 equiv. of  $\text{Et}_3\text{SiH}$  and 1 mol% of uranyl **1**, and it led to an intramolecular cyclization to phthalide **11a**. Benzaldehyde derivatives with EW *para*-substituents (CN or  $\text{NO}_2$ ) afforded, after long reaction times (12 and 24 h, respectively), a 1:1 mixture of ether **12a** and silyl ether **12b** or only the silylated alcohol **13b**, respectively. While no reaction was observed with *p*-dimethylaminobenzaldehyde (**15**), *p*-methoxybenzaldehyde led to a complex mixture of deoxygenated and Friedel-Craft products. Pyridine-, furan-, and thiophene-2-carboxaldehyde derivatives were also found unreactive, a trend that may be related to a deleterious chelation of the catalyst by the substrate.

**Table 1:** Optimization of the hydrosilylation of benzaldehyde (**2**), catalyzed by uranyl(VI) complexes

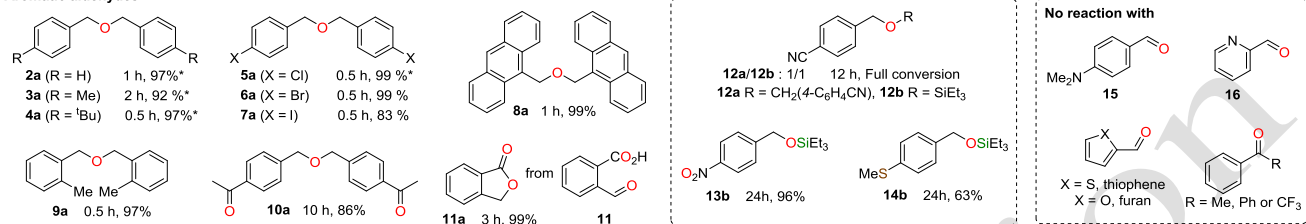


Entry	Cat (mol%)	Hydrosilane (n eq.)	Time	Conversion (%)	2a (%)	2b-c (%)
1	$[\{\text{UO}_2\text{Cl}_2(\text{THF})_2\}_2]$ (5)	$\text{Et}_3\text{SiH}$ (1.2)	24 h	< 5%	-	-
2	$[\{\text{UO}_2\text{I}_2(\text{THF})_3\}_3]$ (5)	$\text{Et}_3\text{SiH}$ (1.2)	19 h	39 %	23%	13%
3	$[\text{UO}_2(\text{OTf})_2]$ <b>1</b> (1)	$\text{Et}_3\text{SiH}$ (1.2)	1 h	> 99%	> 99%	-
4	<b>1</b> (1)	$\text{Et}_3\text{SiH}$ (4)	1 h	> 99%	73%	24%
5	<b>1</b> (1)	$\text{PhMe}_2\text{SiH}$ (1.2)	1 h	> 99%	> 99%	-

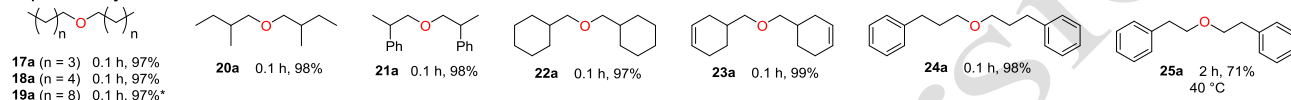
6	1 (1)	Ph <sub>3</sub> SiH (1.2)	6 h	> 99%	> 99%	-
7	1 (1)	<sup>i</sup> Pr <sub>3</sub> SiH (1.2)	12 h	> 99%	-	<b>2c</b> > 99%
8	-	Et <sub>3</sub> SiH (1.2)	24 h	0%	-	-



#### Aromatic aldehydes



#### Aliphatic aldehydes



**Scheme 2.** Scope of the catalytic reductive etherification of aromatic and aliphatic aldehydes with Et<sub>3</sub>SiH and [UO<sub>2</sub>(OTf)<sub>2</sub>] (**1**). Reaction conditions: aldehyde (0.2 mmol); 0.24 mmol Et<sub>3</sub>SiH; CD<sub>2</sub>Cl<sub>2</sub> (0.4 mL; 0.5 M). Yields determined by <sup>1</sup>H NMR using mesitylene (10 mL) as an internal standard. \*Yields of isolated products from scaled-up experiments (2 mmol scale).

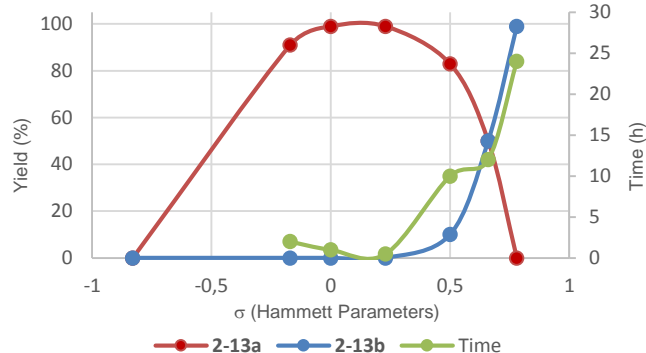
The divergent selectivities in these reactions can be tentatively explained by considering the Hammett  $\sigma$  parameters of the substituents.<sup>29</sup> (Scheme 3) For strong ED groups, characterized by negative  $\sigma$  constants (NMe<sub>2</sub>, -0.83), no reaction occurs. The formation of symmetric ethers is favored for  $\sigma$  constants in the range -0.3 to 0.5. More electron deficient substrates, characterized by higher  $\sigma$  constants, require longer reaction times and exhibit a different selectivity, with the formation of silylated alcohols ArCH<sub>2</sub>OSiR<sub>3</sub> being facilitated.

The behavior of the *p*-MeS-benzaldehyde ( $\sigma_{para}(SMe) = \sigma(H) = 0.00$ ) is intriguing. Instead of the expected dibenzylether derivative **14a**, only **14b** was obtained, albeit with a low 63 % yield, after 24 h. This result may suggest a peculiar influence of sulfur although thioethers are weak ligands for the hard uranium(VI) ion.

The formation of ethers RCH<sub>2</sub>OCH<sub>2</sub>R or silylethers RCH<sub>2</sub>OSiR<sub>3</sub> from aromatic and aliphatic aldehydes has been previously reported with Zn(OTf)<sub>2</sub> in the presence of TMDS (TMDS = tetramethyldisiloxane) or Et<sub>3</sub>SiH, and the selectivity strongly correlated to the electron-donating or electron-withdrawing properties of the aldehyde substituents.<sup>24</sup> Similar results have been observed with Cu(OTf)<sub>2</sub> and this catalyst was also able to reduce ketones into the corresponding symmetrical ether and carboxylic acids into the corresponding alcohols.<sup>23</sup> Altogether, these observations may suggest that the uranyl cation can follow catalytic paths similar to Lewis acids based on the transition metals.

In the presence of Lewis acidic complexes, a common side reaction of *aliphatic* aldehydes is the homo-aldol condensation, relying on the keto-enol tautomerism catalyzed by Lewis acids such as lanthanide triflates.<sup>28a, 30</sup> Gratifyingly, in the conditions of eqn. 2, the aliphatic aldehydes **17-24a** were rapidly converted into the corresponding ethers **17a-24a** in excellent yields (97 - 99% in 0.1 h) without any side-product observed. Aldol condensation only occurred at elevated tempera-

ture (> 70 °C) with longer reaction time (>2 h, see SI). Linear aldehydes **17-19** as well as branched aliphatic aldehydes **20-22** displayed a similar reactivity with respect to the uranyl catalyzed hydrosilylation. It is noteworthy that the double bond in cyclohexene **23** was left untouched.  $\alpha,\beta$ -unsaturated aldehydes

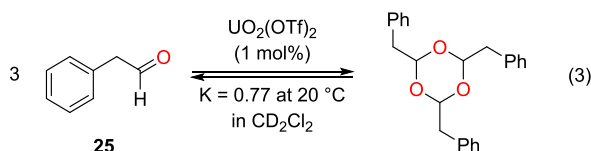


**Scheme 3.** Correlation of the yields of ethers **2-13a** (red line) and silylated alcohols **2-13b** (blue line) and reaction time (green line) of the reaction of hydrosilylation of aldehydes 4-R-PhCHO (R = NMe<sub>2</sub>, Me, H, Cl, MeC(O), CN, NO<sub>2</sub>) with the Hammett parameters

led to a rapid degradation of the starting materials as observed with 1-cyclohexene-1-carboxaldehyde and cinnamaldehyde. In contrast, hydrocinnamaldehyde was efficiently reduced to **24a** at room temperature, while the reductive etherification of phenylacetaldehyde (**25**) required a longer reaction time and a smooth heating to 40 °C. <sup>1</sup>H and <sup>13</sup>C NMR monitoring of the later catalytic run showed well separated resonances assignable to free aldehyde **25** and its trimeric form (PhCH<sub>2</sub>CHO)<sub>3</sub> which are in equilibrium (K(20 °C) = 0.77, Eqn. 3, Scheme 4). Formation of the trioxane is catalyzed by

uranyl **1**, as observed in a subsequent experiment by mixing only uranyl triflate and **25** in CD<sub>2</sub>Cl<sub>2</sub>. While the trioxane is favored at low temperatures, moderate heating at 40 °C gave back the genuine aldehyde **25** which can then be reduced into the ether **25a**.

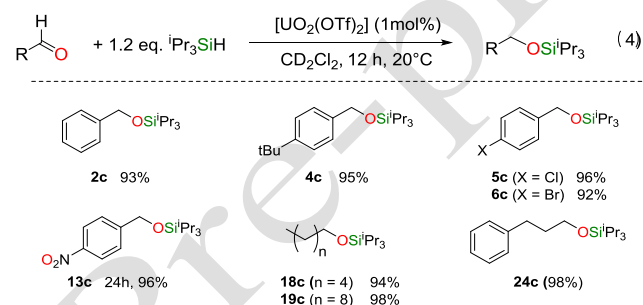
The thermodynamic parameters measured for the equilibrium depicted in eqn. (3) revealed an exothermic ( $\Delta H = -54 \pm 0.3$  kJ/mol) and entropically unfavorable reaction ( $\Delta S = -184.6 \pm 1.2$  J/K.mol) with an overall reaction free energy of  $\Delta G = +84.2$  J/mol at 20 °C (see SI). The cyclotrimerisation of **25** is reminiscent of the cyclisation of methanal (CH<sub>2</sub>O) to 1,3,5-trioxane. Such a reactivity has been widely reported with different Lewis acids (incl. Ru,<sup>31</sup> Me<sub>3</sub>SiCl,<sup>32</sup> InCl<sub>3</sub>,<sup>33</sup> FeCl<sub>3</sub>,<sup>34</sup> etc<sup>35</sup>). If the other aldehydes with  $\alpha$ -hydrogen atoms are left untouched by **1** in CH<sub>2</sub>Cl<sub>2</sub>, in neat condition they were transformed into the corresponding 1,3,5-trioxanes which often solidified in the flask.



**Scheme 4:** Equilibrium reaction between phenylacetaldehyde and its trioxane form catalyzed by uranyl complex **1** in CD<sub>2</sub>Cl<sub>2</sub>

Thus, in presence of uranyl catalyst **1**, the aldehydes **21**, **22**, **24**, **25**, rapidly stiffened as white solid trimers within 10 min-30 min while compounds **17**, **18** gave colorless oils. These trioxanes have been readily isolated in quantitative yields (see SI).

Replacing Et<sub>3</sub>SiH with <sup>i</sup>Pr<sub>3</sub>SiH considerably altered the course of the reaction and aromatic and aliphatic aldehydes were transformed into the corresponding silylated alcohols (Eqn (4)). The reaction required 12 h to reach completion in CH<sub>2</sub>Cl<sub>2</sub>, and showed quantitative conversions, excellent selectivity and yields (92-98%) (Scheme 5).



**Scheme 5.** Reduction of aldehydes into silylated alcohols catalyzed by [UO<sub>2</sub>(OTf)<sub>2</sub>] in presence of <sup>i</sup>Pr<sub>3</sub>SiH. Quantitative conversion for all the reactions. Yields determined by <sup>1</sup>H NMR using mesitylene (10  $\mu$ L) as internal standard.

In order to gain insights into the mechanism of this reaction and to better apprehend the role of the uranyl catalyst, kinetic measurements were carried out by <sup>1</sup>H NMR for the reductive coupling of *p*-MePhCHO with Et<sub>3</sub>SiH (see ESI for details). These investigations revealed a complex rate law for the reaction presented in Eqn. 5. with a third order for the catalyst, a first order in hydrosilane and an inverse <sup>3</sup>/<sub>2</sub> order in aldehyde.

$$\frac{\partial p}{\partial t} = k \times \frac{[\mathbf{1}]^3 \times [\text{hydrosilane}]^1}{[\text{aldehyde}]^{3/2}} \quad (5)$$

The activation energy (E<sub>a</sub>), the enthalpy ( $\Delta H^\ddagger$ ), and the entropy ( $\Delta S^\ddagger$ ) of activation for the rate-determining step were found to be  $11.4 \pm 0.40$  kcal/mol,  $10.8 \pm 0.5$  kcal/mol, and  $-43.2 \pm 0.5$  eu, respectively. ( $\Delta G^\ddagger = 23.7 \pm 0.6$  kcal/mol). The high negative entropy values would indicate a highly ordered transition state at the rate-determining step (RDS). Studies of the isotopic effect by using deuterated hydrosilanes yielded a KIE value of  $2.3 \pm 0.1$ , revealing that the H atom transfer was involved in the RDS. A secondary kinetic isotope effect (SDKIE) of 0.90 was determined for Et<sub>3</sub>SiH with the deuterated substrate PhCDO. This low value (< 1) is indicative of a purely ionic mechanism, excluding a radical pathway.<sup>36</sup>

The inverse kinetic order observed for the aldehyde underlines a progressive deactivation of the catalyst with increasing concentrations of aldehyde, likely by saturation of the coordination sphere of uranium which may impede an access to the metal center for the reductant or a decreased Lewis acidity on the U<sup>VI</sup> cation. Such interpretation is supported by the acceleration noted in the hydrosilylation of bulky aldehydes derivatives (0.5 h for *p*-<sup>t</sup>Bu or *o*-Me-compounds **4** and **9** vs 2 h for *p*-MePhCHO (**3**)), which may favor the occurrence of unsaturated uranium centers. Influence of the triflate ion is also notable. Thus addition of 1 eq. [<sup>n</sup>Bu<sub>4</sub>N]OTf proved deleterious with a dramatic decrease of the rate of the reaction which is reflected by a kinetic constant *k*<sub>obs</sub> of  $6.0 \cdot 10^{-6} \text{ M} \cdot \text{s}^{-1}$  while it is  $2.5 \cdot 10^{-5} \text{ M} \cdot \text{s}^{-1}$  without [<sup>n</sup>Bu<sub>4</sub>N]OTf.

In order to better apprehend the mechanism of Eqns 2 and 4, we turned our attention on the uranium species that might be formed when complex **1** is treated with either hydrosilanes or aldehydes, or under the catalytic conditions.

The insolubility of [UO<sub>2</sub>(OTf)<sub>2</sub>] in CD<sub>2</sub>Cl<sub>2</sub> disfavors the observation by <sup>1</sup>H NMR of a possible contact between Et<sub>3</sub>SiH and the amphoteric uranyl complex.<sup>37</sup> However, when suspended in neat PhSiH<sub>3</sub>, a stronger reductant than Et<sub>3</sub>SiH, the yellow powder of **1** turned green after 1h at 100°C. Addition of pyridine gave an immediate orange solution upon which slow addition of pentane afforded green crystals of the hexanuclear U(IV) oxide cluster [U<sub>6</sub>O<sub>8</sub>(OTf)<sub>8</sub>(py)<sub>10</sub>] previously obtained from reduction of uranyl.<sup>38</sup> The reduction of **1** into uranium(IV) is reminiscent of the instability of uranyl borohydride compounds, which likely results from H<sub>2</sub> loss from putative uranyl hydride intermediates.<sup>39</sup>

While complexation of uranium ions with ketones has given rise to numerous studies related to nuclear fuel reprocessing, similar investigations with aldehydes are rare. Only two species, *e.g.* the uranyl(VI) [UO<sub>2</sub>( $\kappa^2$ -CSAL)( $\kappa^1$ -CSAL)(DMSO)<sub>2</sub>] (CSAL-H = 3,5-dichloro-2-hydroxybenzaldehyde)<sup>40</sup> and [UO<sub>2</sub>( $\kappa^2$ -ALAC)<sub>2</sub>(H<sub>2</sub>O)] (ALAC-H = 2-dimethylacetal-4-chloro-2-hydroxybenzaldehyde) compounds have been crystallographically characterized.<sup>41</sup> It is noteworthy that the ALAC and CSAL ligands are derivatives of salicylaldehyde (2-hydroxybenzaldehyde), for which the coordination of the formyl moiety to uranium is facilitated by a chelation effect ensured by bonding of the phenoxide group.

In presence of a series of aldehydes reported in

, suspension of **1** in CH<sub>2</sub>Cl<sub>2</sub> immediately gave clear yellow to orange solutions. Most attempts at crystallization failed, but crystals suitable for X-ray diffraction were grown with ben-

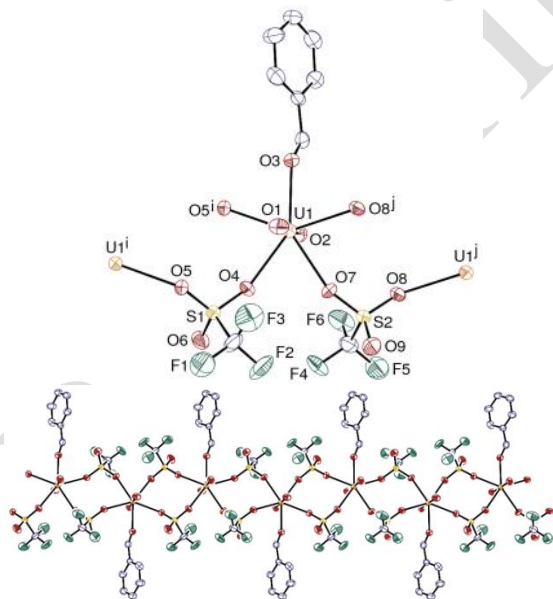
zaldehyde (**2**) and *p*-Me<sub>2</sub>NPhCHO (**16**), by slow diffusion of pentane into a CH<sub>2</sub>Cl<sub>2</sub> solution of **1** with a large excess of ligand.

Yellow crystals of the polymer [UO<sub>2</sub>(μ-κ<sup>2</sup>-OTf)<sub>2</sub>(PhCHO)]<sub>n</sub> (**26**) (Figure 1) and the dimer [UO<sub>2</sub>(μ-κ<sup>2</sup>-OTf)(κ<sup>1</sup>-OTf)(PhCHO)<sub>2</sub>]<sub>2</sub> (**27**) (Figure 2 and 3) were obtained from distinct batches prepared under the same conditions.<sup>42</sup> Attempts at isolation of powdery samples of the uranyl(VI) compound, by precipitation from a mixture of **1** with 10 equiv. of **2**, gave a dry product formulated as [UO<sub>2</sub>(OTf)<sub>2</sub>(PhCHO)<sub>2</sub>] (according to NMR and elemental analyses) in 74% yield. The <sup>1</sup>H NMR spectra in CH<sub>2</sub>Cl<sub>2</sub>-*d*<sub>2</sub> revealed a thin CHO signal at δ = 10.1 slightly shifted downfield in comparison with that of free benzaldehyde **2** (10.0 ppm).

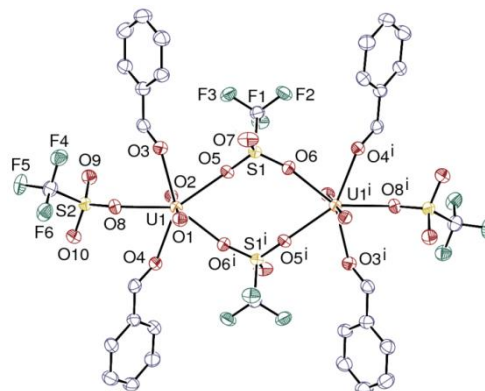
With *p*-Me<sub>2</sub>NPhCHO, dark-orange crystals of the monometallic complex [UO<sub>2</sub>(κ<sup>1</sup>-OTf)<sub>2</sub>(Me<sub>2</sub>N-PhCHO)<sub>3</sub>] (**28**) were readily collected (Figure 3). Dried powder samples have the same formula and displayed a <sup>1</sup>H NMR signal at δ = 10.31 for the CHO group and a singlet at δ = 3.24 for the Me<sub>2</sub>N group (*vs* δ = 9.70 and δ = 3.07 for the free aldehyde **15**).

The three structures evidence that the aldehydes are weak ligands for the [UO<sub>2</sub>]<sup>2+</sup> ion as triflate bridges are sometimes maintained and not displaced towards the formation of cationic species as in [UO<sub>2</sub>(OPPh<sub>3</sub>)<sub>4</sub>][OTf]<sub>2</sub>.<sup>43</sup> Moreover, the monomeric form of **28** confirms the stronger coordinating ability of the more electron rich *p*-Me<sub>2</sub>NPhCHO, compared to benzaldehyde.

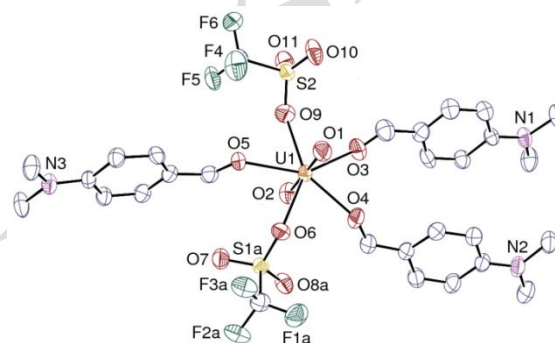
Complexes **26** and **27** both display an inversion center located at the center of the U<sub>2</sub>S<sub>2</sub> square entity. The three complexes display the usual pentagonal-bipyramidal uranium coordination environment with the equatorial plane, defined by the uranium atom and five oxygen



**Figure 1** Views of complex **26** with 50% probability displacement ellipsoids. Hydrogen atoms are omitted for clarity. Symmetry codes: *i* = 2 - *x*, -*y*, -*z*; *j* = 1 - *x*, 1 - *y*, -*z*.



**Figure 2** View of complex **27** with 50% probability displacement ellipsoids. Hydrogen atoms are omitted for clarity. Symmetry code: *i* = 2 - *x*, 2 - *y*, 2 - *z*.



**Figure 3** View of complex **28** with 40% probability displacement ellipsoids. Hydrogen atoms are omitted for clarity.

donors of the aldehyde and triflate ligands, perpendicular to the linear UO<sub>2</sub> moiety (O-U-O > 178.6°). To our knowledge, **26** is the first [UO<sub>2</sub>(OTf)<sub>2</sub>] species with a polymeric structure. Connections between the neighboring uranyl entities in **26** and **27** are ensured by bidentate bridging triflate anions and these compounds are unique uranyl species with (κ<sup>2</sup>-μ-OTf) ligands. The U-O(uranyl), U-O(aldehyde) and U-OTf (bridging bidentate and monodentate) distances in **26**, **27** and **28** are unexceptional, with mean values of 1.743(4) / 1.762(1) / 1.748(5) Å, 2.391(4) / 2.413(2) / 2.403(9) Å and 2.410(1) / 2.38(2) / 2.397(3) Å, respectively. These values can be compared to the mean values of 2.410(1) Å for the monodentate triflates in [UO<sub>2</sub>(κ<sup>1</sup>-OTf)<sub>2</sub>(THF)<sub>3</sub>] and 2.45(2) Å for the U-O(ArCH=O) bond length in [UO<sub>2</sub>(ALAC)<sub>2</sub>(H<sub>2</sub>O)] and in [UO<sub>2</sub>(CSAL)<sub>2</sub>(DMSO)<sub>2</sub>]. Finally, the C=O bond lengths in **28** of 1.196(7), 1.235(7) and 1.269(7) Å can be compared to that in the free aldehyde **15** (1.204(2) Å).<sup>44</sup> The N-C(aromatic) bond lengths are slightly shorter in complex **28** than in the free aldehyde (1.338(7) (twice) and 1.340(6) Å *vs* 1.366(2) Å) which seems to confirm the existence of a charge transfer of the ligand **15** to the metal center.

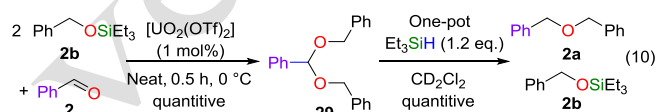
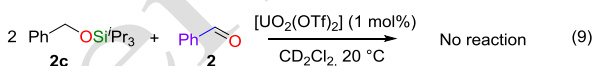
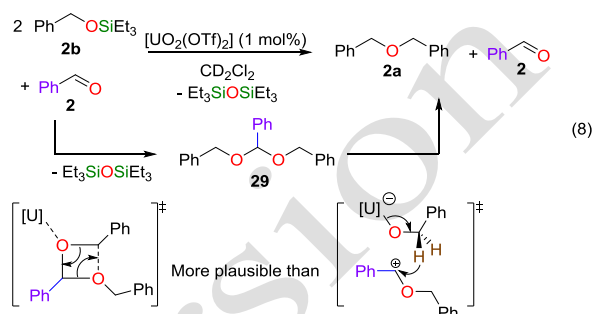
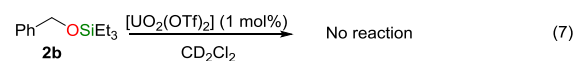
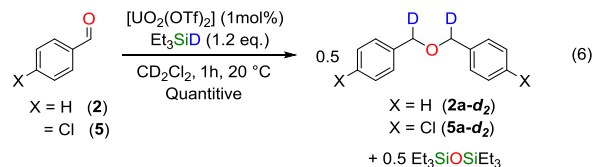
To gain further information on how the catalytic hydrosilylation proceeds (Eqns. 2 and 4), stoichiometric reactions from isolated uranyl species, labeling experiments, and concomitant addition of a 1:1 mixture of an aldehyde and the derived silylated alcohol were carried out (Eqns 6-10, Scheme

6). When reacted with a stoichiometric amount of  $\text{Et}_3\text{SiH}$  (1 equiv.) in dichloromethane, complex **27** did not afford any observable intermediate, and only the dibenzyl ether **2a** was produced quantitatively (with respect to  $\text{Et}_3\text{SiH}$ ) along with siloxane.

Catalytic hydrosilylation of **2** and *p*-chlorobenzaldehyde **5** with  $\text{Et}_3\text{SiD}$  and 1 mol% **1** evidenced, in both cases, the quantitative formation of the corresponding deuterated dibenzylether **2a-d<sub>2</sub>** and **5a-d<sub>2</sub>** formed within 1 h (Scheme 6, Eqn 6).  $^{13}\text{C}\{^1\text{H}\}$  NMR spectra revealed clearly the presence of a single deuterium atom on each methylene moiety ( $\delta_{\text{CHD}} = 71.8$  ppm and  $\delta_{\text{CHD}} = 71.6$  ppm, respectively with the same  $^3J_{\text{C-D}} = 21.5$  Hz values). This result confirms a net transfer of the hydride group from silicon to the aldehyde.

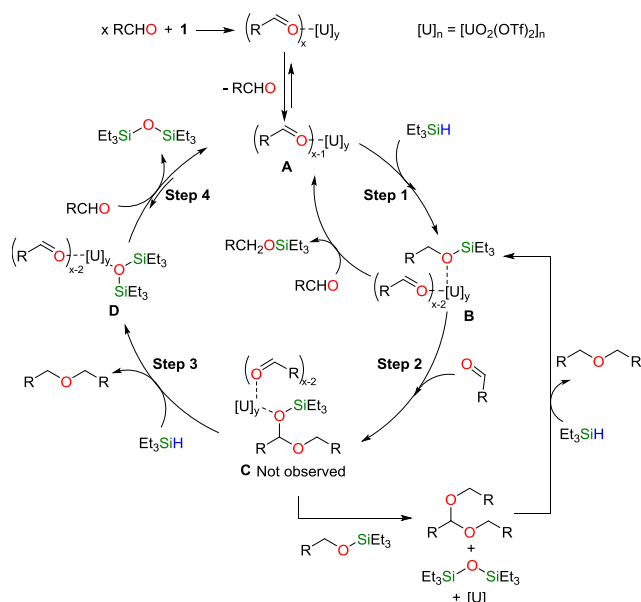
In the catalytic formation of ethers (Eqn 2), silylated alcohols were systematically observed in low quantities (1-5%), whatever the nature of the hydrosilane ( $\text{Et}_3\text{SiH}$ ,  $\text{PhMe}_2\text{SiH}$  and  $\text{Ph}_3\text{SiH}$ ), before they were fully consumed by the end of the reaction. To evaluate their potential role as intermediates in the formation of ethers,  $\text{PhCH}_2\text{OSiEt}_3$  (**2b**) was added to **1** (1 mol%) in  $\text{CH}_2\text{Cl}_2$  (Scheme 6, Eqn 7). Although no reaction occurred, addition of 1 equiv. benzaldehyde led to the rapid and incomplete formation of the benzaldehyde dibenzyl acetal (**29**), in ca. 50 % yield, and  $\text{Et}_3\text{SiOSiEt}_3$  as byproduct (Scheme 6, Eqn 8). Compound **29** was not observed in the catalytic experiments with hydrosilanes but its formation in Eqn 8 was shown unambiguously by NMR.<sup>45</sup> From this mixture, **29** slowly degraded into the corresponding ether **2a** and benzaldehyde **2** within 1 week. To understand this evolution, a labeling experiment with PhCDO was performed, which unveiled a  $\sigma$ -bonds metathesis of **29** catalyzed by the uranium complex. A 1,3-H shift pathway is unlikely, as PhCHO was absent (Scheme 6, see SI).

As depicted in Eqn 9, replacing the silyl ether  $\text{PhCH}_2\text{OSiEt}_3$  with its sterically congested analogue  $\text{PhCH}_2\text{OSi}^i\text{Pr}_3$  **2c** prevented the reaction, and **2a** was not detected after one week at 20 °C. At last, cleavage of **29** into the ether **2a** is considerably accelerated in presence of the reductant: treatment of **29** with a mixture of  $\text{Et}_3\text{SiH}$  (1.2 equiv.) and **1** (1 mol%) at 20°C, led within minutes to the ether **2a** and the silylated alcohol **2b** (Scheme 6, eqn 10). These two important points evidence the key role of acetal intermediates, such as **29**, in the reductive coupling of aldehydes into symmetric ethers.



**Scheme 6:** Reaction of silylated benzyl alcohol **2b** and **2c** with benzaldehyde and deuterium labeling experiments

Based on the above experiments and kinetic results, a plausible mechanism is proposed in Scheme 7, for the uranyl-catalyzed hydrosilylation of aldehydes. At the onset, the insoluble polymeric uranyl triflate is coordinated by the aldehydes to yield soluble oligomeric adducts  $[\text{UO}_2(\text{OTf})_2(\text{aldehyde})_n]_y$ , likely engaged in equilibria, as reflected in the distinct structures of **26** and **27**. The active uranyl catalyst **A** is expected to be unsaturated to enter in the catalytic cycle. The first step of the cycle is the hydrosilylation of the aldehyde  $\text{RCHO}$  to the silylated alcohol  $\text{RCH}_2\text{OSiR}_3$ . The latter reacts with a molecule of aldehyde to give the transient silylated acetal complex **C** (step 2) which was not detected. Hydrosilylation of the coordinated acetal affords the desired ether  $(\text{RCH}_2)_2\text{O}$  and the by-product  $(\text{Et}_3\text{Si})_2\text{O}$ , while catalyst **A** is regenerated (steps 3 and 4). Complex **C** can also react with  $\text{RCH}_2\text{OSiR}_3$  to provide the acetal analogue of **29** which, as seen in Eqn 8, is readily transformed into the symmetric ether and the silylated alcohol. This mechanism highlights the key role of acetal intermediates.



**Scheme 7:** Plausible mechanism of the uranyl catalyzed reductive coupling of aldehydes into ethers

In conclusion, treatment of uranyl(VI) triflate **1** in the presence of hydrosilanes induced the reduction of C=O bonds in a large range of aromatic and aliphatic aldehydes. Symmetric ethers and silylated alcohols could be selectively obtained, depending on the nature of the hydrosilane. With  $\text{PhMe}_2\text{SiH}$ ,  $\text{Ph}_3\text{SiH}$  and  $\text{Et}_3\text{SiH}$ , reductive coupling of the aldehydes into the symmetric ethers was observed, while the choice of a more sterically congested hydrosilane, e.g.  $^i\text{Pr}_3\text{SiH}$ , leads to the silylated alcohol  $\text{RCH}_2\text{OSi}^i\text{Pr}_3$  in excellent yield.

This work provides a new and rare example of a catalytic transformation of oxygen-containing molecules with the highly oxophilic actinide ions. Above all, it shows the first use of an actinide complex to carry out catalytic hydrosilylation of C=O bonds and clearly evidences that high oxidation state species derived from the ubiquitous uranyl(VI) ion are stable and able to carry out reduction reactions in presence of reducing agents. Despite the uranyl ion contains oxidizing U=O bonds, reduction of the C=O group and C–O bond cleavage are possible without compromising the integrity of the uranyl moiety.

## AUTHOR INFORMATION

### Corresponding Author

\* E-mail: [jean-claude.berthet@cea.fr](mailto:jean-claude.berthet@cea.fr); [thibault.cantat@cea.fr](mailto:thibault.cantat@cea.fr); Fax: +33 1 6908 6640; Tel: +33 1 6908 4338

† NIMBE, CEA, CNRS, Université Paris-Saclay, CEA Saclay, 91191 Gif-sur-Yvette, France.

### Author Contributions

The manuscript was written with contributions of all authors. All authors have given approval to the final version of the manuscript.

### Funding Sources

Any funds used to support the research of the manuscript should be placed here (per journal style).

## ASSOCIATED CONTENT

The following files are available free of charge. Supplementary equations, detailed descriptions of experimental methods, kinetic and mechanism studies are provided in the Supporting Information.

### Accession Codes

CCDC 1904787–1904789 contain the supplementary crystallographic data for this paper. These data can be obtained free of charge via [www.ccdc.cam.ac.uk/data\\_request/cif](http://www.ccdc.cam.ac.uk/data_request/cif), or by emailing [data\\_request@ccdc.cam.ac.uk](mailto:data_request@ccdc.cam.ac.uk), or by contacting The Cambridge Crystallographic Data Centre, 12 Union Road, Cambridge CB2 1EZ, UK; fax: +44 1223 336033.

## ACKNOWLEDGMENT

For financial support of this work, we acknowledge the CEA, CNRS, CHARMMAT Laboratory of Excellence and the European Research Council (ERC Starting Grant Agreement n.336467). T.C. thanks the Fondation Louis D. – Institut de France for its support. We thank CINES for the allowance of computer time (Project No. c2017086494).

## REFERENCES

- (a) Liddle, S. T., The Renaissance of Non-Aqueous Uranium Chemistry. *Angew. Chem. Int. Ed.* **2015**, *54*, 8604–8641; (b) Liu, H.; Ghatak, T.; Eisen, M. S., Organoactinides in Catalytic Transformations: Scope, Mechanisms and Quo Vadis. *Chem. Commun.* **2017**, *53*, 11278–11297; (c) Liu, H.; Kulbitski, K.; Tamm, M.; Eisen, M. S., Organoactinide-Catalyzed Monohydroboration of Carbodiimides. *Chemistry* **2018**, *24*, 5738–5742; (d) Arnold, P. L.; Turner, Z. R., Carbon Oxygenate Transformations by Actinide Compounds and Catalysts. *Nat. Rev. Chem.* **2017**, *1*, 0002; (e) Mullane, K. C.; Ryu, H.; Cheisson, T.; Grant, L. N.; Park, J. Y.; Manor, B. C.; Carroll, P. J.; Baik, M.-H.; Mendiola, D. J.; Schelter, E. J., C–H Bond Addition Across a Transient Uranium–Nitrido Moiety and Formation of a Parent Uranium Imido Complex. *J. Am. Chem. Soc.* **2018**, *140*, 11335–11340; (f) Coughlin, E. J.; Qiao, Y.; Lapsheva, E.; Zeller, M.; Schelter, E. J.; Bart, S. C., Uranyl Functionalization Mediated by Redox-Active Ligands: Generation of O–C Bonds via Acylation. *J. Am. Chem. Soc.* **2019**, *141*, 1016–1026.
- Fox, A. R.; Bart, S. C.; Meyer, K.; Cummins, C. C., Towards Uranium Catalysts. *Nature* **2008**, *455*, 341.
- Lin, Z.; Marks, T. J., Metal, Bond Energy, and Ancillary Ligand Effects on Actinide–Carbon  $\sigma$ -Bond Hydrogenolysis. A Kinetic and Mechanistic Study. *J. Am. Chem. Soc.* **1987**, *109*, 7979–7985.
- Andrea, T.; Barnea, E.; Eisen, M. S., Organoactinides Promote The Tishchenko Reaction: The Myth of Inactive Actinide-Alkoxo Complexes. *J Am Chem Soc* **2008**, *130*, 2454–2455.
- Wobser, S. D.; Marks, T. J., Organothorium-Catalyzed Hydroalkoxylation/Cyclization of Alkynyl Alcohols. Scope, Mechanism, and Ancillary Ligand Effects. *Organometallics* **2012**, *32*, 2517–2528.
- Batrice, R. J.; Kefalidis, C. E.; Maron, L.; Eisen, M. S., Actinide-Catalyzed Intermolecular Addition of Alcohols to Carbodiimides. *J Am Chem Soc* **2016**, *138*, 2114–2117.
- Baker, R. J.; Walshe, A., New Reactivity of the Uranyl Ion: Ring Opening Polymerisation of Epoxides. *Chem. Commun.* **2012**, *48*, 985–987.
- Walshe, A.; Fang, J.; Maron, L.; Baker, R. J., New Mechanism for the Ring-Opening Polymerization of Lactones? Uranyl Aryloxide-Induced Intermolecular Catalysis. *Inorg. Chem.* **2013**, *52*, 9077–9086.
- Enthaler, S., Straightforward Uranium-Catalyzed Dehydration of Primary Amides to Nitriles. *Chemistry* **2011**, *17*, 9316–9319.
- (a) Fedorov, A.; Toutov, A. A.; Swisher, N. A.; Grubbs, R. H., Lewis-Base Silane Activation: From Reductive Cleavage of Aryl



- Ethers to Selective Ortho-Silylation. *Chem. Sci.* **2013**, *4*, 1640-1645; (b) Zheng, J.; Chevance, S.; Darcel, C.; Sortais, J.-B., Selective Reduction of Carboxylic Acids to Aldehydes Through Manganese Catalyzed Hydrosilylation. *Chem. Commun.* **2013**, *49*, 10010-10012; (c) Rauch, M.; Parkin, G., Zinc and Magnesium Catalysts for the Hydrosilylation of Carbon Dioxide. *J. Am. Chem. Soc.* **2017**, *139*, 18162-18165.
11. (a) Das, S.; Bobbink, F. D.; Laurency, G.; Dyson, P. J., Metal-Free Catalyst for the Chemoselective Methylation of Amines Using Carbon Dioxide as a Carbon Source. *Angew Chem Int Edit* **2014**, *53*, 12876-12879; (b) Bobbink, F. D.; Menoud, F.; Dyson, P. J., Synthesis of Methanol and Diols from CO<sub>2</sub> via Cyclic Carbonates under Metal-Free, Ambient Pressure, and Solvent-Free Conditions. *ACS Sustainable Chem. Eng.* **2018**, *6*, 12119-12123; (c) Lalrempuia, R.; Iglesias, M.; Polo, V.; Sanz Miguel, P. J.; Fernández-Alvarez, F. J.; Pérez-Torrente, J. J.; Oro, L. A., Effective Fixation of CO<sub>2</sub> by Iridium-Catalyzed Hydrosilylation. *Angew. Chem. Int. Ed.* **2012**, *51*, 12824-12827.
12. (a) Ghatak, T.; Makarov, K.; Fridman, N.; Eisen, M. S., Catalytic Regeneration of a Th-H Bond from a Th-O Bond Through a Mild and Chemoselective Carbonyl Hydroboration. *Chem. Commun.* **2018**, *54*, 11001-11004; (b) Mullane, K. C.; Cheisson, T.; Nakamaru-Ogiso, E.; Manor, B. C.; Carroll, P. J.; Schelker, E. J., Reduction of Carbonyl Groups by Uranium(III) and Formation of a Stable Amide Radical Anion. *Chem. Eur. J.* **2018**, *24*, 826-837.
13. Liu, H.; Eisen, M. S., Selective Actinide-Catalyzed Tandem Proton-Transfer Esterification of Aldehydes with Alcohols for the Production of Asymmetric Esters. *Organometallics* **2017**, *36*, 1461-1464.
14. (a) Stachowiak, H.; Kaźmierczak, J.; Kuciński, K.; Hreczycho, G., Catalyst-Free and Solvent-Free Hydroboration of Aldehydes. *Green Chem.* **2018**, *20*, 1738-1742; (b) Lortie, J. L.; Dudding, T.; Gabidullin, B. M.; Nikonov, G. I., Zinc-Catalyzed Hydrosilylation and Hydroboration of N-Heterocycles. *ACS Catal.* **2017**, *7*, 8454-8459; (c) Obligacion, J. V.; Chirik, P. J., Earth-Abundant Transition Metal Catalysts for Alkene Hydrosilylation and Hydroboration. *Nat. Rev. Chem.* **2018**, *2*, 15-34.
15. (a) Cowie, B. E.; Nichol, G. S.; Love, J. B.; Arnold, P. L., Double Uranium Oxo Cations Derived from Uranyl by Borane or Silane Reduction. *Chem. Commun.* **2018**, *54*, 3839-3842; (b) Chauvier, C.; Cantat, T., A Viewpoint on Chemical Reductions of Carbon-Oxygen Bonds in Renewable Feedstocks Including CO<sub>2</sub> and Biomass. *ACS Catal.* **2017**, *7*, 2107-2115.
16. (a) Feghali, E.; Carrot, G.; Thuéry, P.; Genre, C.; Cantat, T., Convergent Reductive Depolymerization of Wood Lignin to Isolated Phenol Derivatives by Metal-Free Catalytic Hydrosilylation. *Energy Environ. Sci.* **2015**, *8*, 2734-2743; (b) Monsigny, L.; Feghali, E.; Berthet, J.-C.; Cantat, T., Efficient Reductive Depolymerization of Hardwood and Softwood Lignins with Brookhart's Iridium(III) Catalyst and Hydrosilanes. *Green Chem.* **2018**, *20*, 1981-1986; (c) Adduci, L. L.; McLaughlin, M. P.; Bender, T. A.; Becker, J. J.; Gagne, M. R., Metal-Free Deoxygenation of Carbohydrates. *Angew. Chem. Int. Ed.* **2014**, *53*, 1646-1649; (d) McLaughlin, M. P.; Adduci, L. L.; Becker, J. J.; Gagne, M. R., Iridium-Catalyzed Hydrosilylative Reduction of Glucose to Hexane(s). *J. Am. Chem. Soc.* **2013**, *135*, 1225-1227; (e) Zhang, J.; Chen, Y.; Brook, M. A., Reductive Degradation of Lignin and Model Compounds by Hydrosilanes. *ACS Sustainable Chem. Eng.* **2014**, *2*, 1983-1991.
17. (a) Feghali, E.; Cantat, T., Room Temperature Organocatalyzed Reductive Depolymerization of Waste Polyethers, Polyesters, and Polycarbonates. *ChemSusChem* **2015**, *8*, 980-984; (b) Monsigny, L.; Berthet, J.-C.; Cantat, T., Depolymerization of Waste Plastics to Monomers and Chemicals Using a Hydrosilylation Strategy Facilitated by Brookhart's Iridium(III) Catalyst. *ACS Sustainable Chem. Eng.* **2018**; (c) Li, A. Y.; Segalla, A.; Li, C.-J.; Moores, A., Mechanochemical Metal-Free Transfer Hydrogenation of Carbonyls Using Polymethylhydrosiloxane as the Hydrogen Source. *ACS Sustainable Chem. Eng.* **2017**, *5*, 11752-11760.
18. Pedrick, E. A.; Wu, G.; Kaltsoyannis, N.; Hayton, T. W., Reductive Silylation of a Uranyl Dibenzoylmethanate Complex: an Example of Controlled Uranyl Oxo Ligand Cleavage. *Chem. Sci.* **2014**, *5*, 3204-3213.
19. Sassaman, M. B.; Kotian, K. D.; Prakash, G. K. S.; Olah, G. A., General Ether Synthesis under Mild Acid-Free Conditions. Trimethylsilyl Iodide Catalyzed Reductive Coupling of Carbonyl Compounds with Trialkylsilanes to Symmetrical Ethers and Reductive Condensation with Alkoxy silanes to Unsymmetrical Ethers. *J. Org. Chem.* **1987**, *52*, 4314-4319.
20. Leino, R.; Savela, R., Synthesis of Ethers from Carbonyl Compounds by Reductive Etherification Catalyzed by Iron(III) and Silyl Chloride. *Synthesis* **2015**, *47*, 1749-1760.
21. Mineno, T.; Tsukagoshi, R.; Iijima, T.; Watanabe, K.; Miyashita, H.; Yoshimitsu, H., Reductive Coupling Reaction of Aldehydes Using Indium(III) Triflate as the Catalyst. *Tetrahedron Lett.* **2014**, *55*, 3765-3767.
22. Bach, P.; Albright, A.; Laali, K. K., Influence of Lewis Acid and Solvent in the Hydrosilylation of Aldehydes and Ketones with Et<sub>3</sub>SiH; Tris(pentafluorophenyl)borane B(C<sub>6</sub>F<sub>5</sub>)<sub>3</sub> versus Metal Triflates [M(OTf)<sub>3</sub>; M = Sc, Bi, Ga, and Al] - Mechanistic Implications. *Eur. J. Org. Chem.* **2009**, *2009*, 1961-1966.
23. Zhang, Y.-J.; Dayoub, W.; Chen, G.-R.; Lemaire, M., Copper(II) Triflate-Catalyzed Reduction of Carboxylic Acids to Alcohols and Reductive Etherification of Carbonyl Compounds. *Tetrahedron* **2012**, *68*, 7400-7407.
24. Sakai, N.; Nonomura, Y.; Ikeda, R.; Konakahara, T., Zinc-catalyzed Reduction of Aldehydes with a Hydrosilane Leading to Symmetric Ethers and Silyl Ethers. *Chem. Lett.* **2013**, *42*, 489-491.
25. Baek, J.-Y.; Lee, S.-J.; Han, B.-H., Direct Synthesis of Symmetric Ethers from Carbonyl Compounds Using SbI<sub>3</sub>/PhSiH<sub>3</sub>. *J. Korean Chem. Soc.* **2004**, *48*, 220-224.
26. Arias Ugarte, R.; Devarajan, D.; Mushinski, R. M.; Hudson, T. W., Antimony(v) Cations for the Selective Catalytic Transformation of Aldehydes into Symmetric Ethers, Alpha, Beta-Unsaturated Aldehydes, and 1,3,5-Trioxanes. *Dalton Trans.* **2016**, *45*, 11150-11161.
27. (a) Komatsu, N.; Ishida, J.-y.; Suzuki, H., Bismuth Bromide-Catalyzed Reductive Coupling of Carbonyl Compounds and its Application to the Synthesis of Novel Crownphanes. *Tetrahedron Lett.* **1997**, *38*, 7219-7222; (b) Gellert, B. A.; Kahlcke, N.; Feurer, M.; Roth, S., Triflic Acid Catalyzed Reductive Coupling Reactions of Carbonyl Compounds with O-, S-, and N-Nucleophiles. *Chemistry* **2011**, *17*, 12203-12209; (c) Yadav, J. S.; Subba Reddy, B. V.; Shiva Shankar, K.; Swamy, T., The Reductive Etherification of Carbonyl Compounds using Polymethylhydrosiloxane Activated by Molecular Iodine. *Tetrahedron Lett.* **2010**, *51*, 46-48; (d) Zhao, C.; Sojidak, C. A.; Myint, W.; Seidel, D., Reductive Etherification via Anion-Binding Catalysis. *J. Am. Chem. Soc.* **2017**, *139*, 10224-10227.
28. (a) Kobayashi, S.; Sugiura, M.; Kitagawa, H.; Lam, W. W. L., Rare-Earth Metal Triflates in Organic Synthesis. *Chem. Rev.* **2002**, *102*, 2227-2302; (b) Ladziata, V., Recent Applications of Rare-Earth Metal(III) Triflates in Cycloaddition and Cyclization Reactions. *Arkivoc* **2014**, *2014*, 307; (c) Ghosh, R.; Maiti, S., Advances in Indium Triflate Catalyzed Organic Syntheses. *J. Mol. Catal. A: Chem.* **2007**, *264*, 1-8; (d) Gaspard-Iloughmane, H.; Le Roux, C., Bismuth(III) Triflate in Organic Synthesis. *Eur. J. Org. Chem.* **2004**, *2004*, 2517-2532; (e) Deuss, P. J.; Lahive, C. W.; Lancefield, C. S.; Westwood, N. J.; Kamer, P. C.; Barta, K.; de Vries, J. G., Metal Triflates for the Production of Aromatics from Lignin. *ChemSusChem* **2016**, *9*, 2974-2981.
29. Hansch, C.; Leo, A.; Taft, R. W., A Survey of Hammett Substituent Constants and Resonance and Field Parameters. *Chem. Rev.* **1991**, *91*, 165-195.
30. Ondet, P.; Lemièrre, G.; Duñach, E., Cyclisations Catalysed by Bismuth(III) Triflate. *Eur. J. Org. Chem.* **2017**, *2017*, 761-780.
31. Sorkau, A.; Schwarzer, K.; Wagner, C.; Poetsch, E.; Steinborn, D., Dimerization and Cyclotrimerization of Aldehydes: Ruthenium Catalyzed Formation of Esters, 1,3,5-Trioxanes, and Aldol

Condensation Products from Aldehydes. *J. Mol. Catal. A: Chem.* **2004**, *224*, 105-109.

32. Augé, J.; Gil, R., A Convenient Solvent-Free Preparation of 1,3,5-Trioxanes. *Tetrahedron Lett.* **2002**, *43*, 7919-7920.

33. Elamparuthi, E.; Ramesh, E.; Raghunathan, R., InCl<sub>3</sub> as an Efficient Catalyst for Cyclotrimerization of Aldehydes: Synthesis of 1,3,5-Trioxane Under Solvent-Free Conditions. *Synth. Commun.* **2006**, *35*, 2801-2804.

34. Arias-Ugarte, R.; Wekesa, F. S.; Findlater, M., Selective Aldol Condensation or Cyclotrimerization Reactions Catalyzed by FeCl<sub>3</sub>. *Tetrahedron Lett.* **2015**, *56*, 2406-2411.

35. Hon, Y.-S.; Lee, C.-F., Acetyltriphenylphosphonium Bromide in Organic Synthesis: a Useful Catalyst in the Cyclotrimerization of Aldehydes. *Tetrahedron* **2001**, *57*, 6181-6188.

36. (a) Gomez-Gallego, M.; Sierra, M. A., Kinetic Isotope Effects in the Study of Organometallic Reaction Mechanisms. *Chem. Rev.* **2011**, *111*, 4857-4963; (b) Christensen, N. J.; Frstrup, P., Kinetic Isotope Effects (KIE) and Density Functional Theory (DFT): A Match Made in Heaven? *Synlett* **2015**, *26*, 508-513.

37. (a) Pagano, J. K.; Dorhout, J. M.; Waterman, R.; Czerwinski, K. R.; Kiplinger, J. L., Phenylsilane as a Safe, Versatile Alternative to Hydrogen for the Synthesis of Actinide hydrides. *Chem. Commun.* **2015**, *51*, 17379-17381; (b) Erickson, K. A.; Scott, B. L.; Kiplinger, J. L., Ca(BH<sub>4</sub>)<sub>2</sub> as a Simple Tool for the Preparation of Thorium and Uranium Metallocene Borohydride Complexes: First Synthesis and Crystal Structure of (C<sub>5</sub>Me<sub>5</sub>)<sub>2</sub>Th(η<sup>3</sup>-H<sub>3</sub>BH)<sub>2</sub>. *Inorg. Chem. Commun.* **2017**, *77*, 44-46; (c) Pagano, J. K.; Dorhout, J. M.; Czerwinski, K. R.; Morris, D. E.; Scott, B. L.; Waterman, R.; Kiplinger, J. L., Tuning the Oxidation State, Nuclearity, and Chemistry of Uranium Hydrides with Phenylsilane and Temperature: The Case of the Classic Uranium(III) Hydride Complex [(C<sub>5</sub>Me<sub>5</sub>)<sub>2</sub>U(μ-H)]<sub>2</sub>. *Organometallics* **2016**, *35*, 617-620; (d) Altman, A. B.; Brown, A. C.; Rao, G.; Lohrey, T. D.; Britt, R. D.; Maron, L.; Minasian, S. G.; Shuh, D. K.; Arnold, J., Chemical Structure and Bonding in a Thorium(III)-Aluminum Heterobimetallic Complex. *Chem. Sci.* **2018**, *9*, 4317-4324.

38. (a) Berthet, J.-C.; Thuéry, P.; Ephritikhine, M., Formation of Uranium(IV) Oxide Clusters from Uranocene [U(η<sup>8</sup>-C<sub>8</sub>H<sub>8</sub>)<sub>2</sub>] and Uranyl [UO<sub>2</sub>X<sub>2</sub>] Compounds. *Inorganic Chemistry* **2010**, *49*, 8173-8177; (b) Berthet, J. C.; Thuéry, P.; Ephritikhine, M., Unprecedented

Reduction of the Uranyl Ion [UO<sub>2</sub>]<sup>2+</sup> into a Polyoxo Uranium(IV) Cluster: Synthesis and Crystal Structure of the First f-Element Oxide with a M<sub>6</sub>(μ<sup>3</sup>-O)<sub>8</sub> Core. *Chem. Commun.* **2005**, 3415-3417.

39. (a) Villiers, C.; Thuéry, P.; Ephritikhine, M., Synthesis and Crystal Structure of [UO<sub>2</sub>(BH<sub>4</sub>)<sub>2</sub>(hmpa)<sub>2</sub>], a Novel Uranyl Complex and the First Metal Oxoborohydride. *Inorg. Chem. Commun.* **2007**, *10*, 891-893; (b) Ephritikhine, M., Synthesis, Structure, and Reactions of Hydride, Borohydride, and Aluminohydride Compounds of the f-Elements. *Chem. Rev.* **1997**, *97*, 2193-2242.

40. Majumder, I.; Chatterjee, S.; Fischer, R. C.; Neogi, S. K.; Mautner, F. A.; Chattopadhyay, T., Syntheses of U<sub>3</sub>O<sub>8</sub> Nanoparticles form Four Different Uranyl Complexes: Their Catalytic Performance for Various Alcohol Oxidations. *Inorg. Chim. Acta* **2017**, *462*, 112-122.

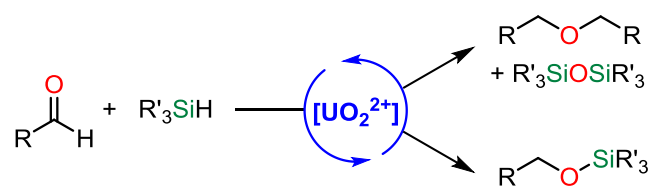
41. Sitran, S.; Fregona, D.; Casellato, U.; Vigato, P. A.; Graziani, R.; Faraglia, G., Synthesis, Characterization and Crystal Structure of 2-dimethylacetal-4-chloro-6-formylphenol and aquabis(2-dimethylacetal-4-chloro-6-formylphenolato)dioxouranium(VI). *Inorg. Chim. Acta* **1986**, *121*, 103-111.

42. These compounds were always contaminated with a few green crystals of a hexanuclear U(IV) oxide cluster with a central [U<sub>6</sub>O<sub>4</sub>(OH)<sub>4</sub>(OTf)<sub>7</sub>(PhCO<sub>2</sub>)<sub>5</sub>(PhCHO)<sub>5</sub>] core, the crystal structure of which could not be refined in a completely satisfying manner due to considerable disorder.

43. (a) Berthet, J. C.; Nierlich, M.; Ephritikhine, M., Oxygen and Nitrogen Lewis Base Adducts of [UO<sub>2</sub>(OTf)<sub>2</sub>]. Crystal Structures of polypyridine complexes with Out-Of-Plane Uranyl Equatorial Coordination. *Dalton Trans.* **2004**, 2814-2821; (b) Berthet, J. C.; Nierlich, M.; Ephritikhine, M., Isolation of a Uranyl [UO<sub>2</sub>]<sup>+</sup> Species: Crystallographic Comparison of the Dioxouranium(V) and (VI) Compounds [UO<sub>2</sub>(OPPh<sub>3</sub>)<sub>4</sub>](OTf)<sub>n</sub> (n=1, 2). *Angew. Chem. Int. Ed.* **2003**, *42*, 1952-1954.

44. Gao, B.; Zhu, J. L., 4-(Dimethyl-amino)benzaldehyde. *Acta crystallographica. Section E, Structure reports online* **2008**, *64*, o1182.

45. Tsunoda, T.; Suzuki, M.; Noyori, R., A Facile Procedure for Acetalization Under Aprotic Conditions. *Tetrahedron Lett.* **1980**, *21*, 1357-1358.



Pre-print version