



HAL
open science

Tunable quantum criticality and super-ballistic transport in a “charge” Kondo circuit

Z. Iftikhar, A. Anthore, A. Mitchell, F. Parmentier, U. Gennser, A. Ouerghi,
A. Cavanna, C. Mora, P. Simon, F. Pierre

► **To cite this version:**

Z. Iftikhar, A. Anthore, A. Mitchell, F. Parmentier, U. Gennser, et al.. Tunable quantum criticality and super-ballistic transport in a “charge” Kondo circuit. *Science*, 2018, 360 (6395), pp.1315 - 1320. 10.1126/science.aan5592 . cea-01870180

HAL Id: cea-01870180

<https://cea.hal.science/cea-01870180>

Submitted on 12 Apr 2021

HAL is a multi-disciplinary open access archive for the deposit and dissemination of scientific research documents, whether they are published or not. The documents may come from teaching and research institutions in France or abroad, or from public or private research centers.

L'archive ouverte pluridisciplinaire **HAL**, est destinée au dépôt et à la diffusion de documents scientifiques de niveau recherche, publiés ou non, émanant des établissements d'enseignement et de recherche français ou étrangers, des laboratoires publics ou privés.

Tunable Quantum Criticality and Super-ballistic Transport in a ‘Charge’ Kondo Circuit

Z. Iftikhar,¹ A. Anthore,^{1,2} A.K. Mitchell,³ F.D. Parmentier,¹ U. Gennser,¹
A. Ouerghi,¹ A. Cavanna,¹ C. Mora,⁴ P. Simon,⁵ and F. Pierre^{1,*}

¹*Centre de Nanosciences et de Nanotechnologies (C2N), CNRS,
Univ Paris Sud, Université Paris-Saclay, 91120 Palaiseau, France*

²*Univ Paris Diderot, Sorbonne Paris Cité, 75013 Paris, France*

³*School of Physics, University College Dublin, Dublin 4, Ireland*

⁴*Laboratoire Pierre Aigrain, Ecole Normale Supérieure-PSL Research University,
CNRS, UPMC Univ Paris 06-Sorbonne Universités,
Univ Paris Diderot-Sorbonne Paris Cité, 75005 Paris, France*

⁵*Laboratoire de Physique des Solides, CNRS, Univ. Paris-Sud, Université Paris-Saclay, 91405 Orsay, France*

Quantum phase transitions are ubiquitous in many exotic behaviors of strongly-correlated materials. However the microscopic complexity impedes their quantitative understanding. Here, we observe thoroughly and comprehend the rich strongly-correlated physics in two profoundly dissimilar regimes of quantum criticality. With a circuit implementing a quantum simulator for the three-channel Kondo model, we reveal the universal scalings toward different low-temperature fixed points and along the multiple crossovers from quantum criticality. Notably, an unanticipated violation of the maximum conductance for ballistic free electrons is uncovered. The present charge pseudospin implementation of a Kondo impurity opens access to a broad variety of strongly-correlated phenomena.

Quantum phase transitions (QPT) are believed to underpin many intriguing quantum states of matter and unconventional behaviors [1]. Although they take place at absolute zero temperature while precisely tuning a control parameter, such as the magnetic field, continuous QPTs of second order are accompanied by the development of a highly correlated quantum critical state that extends over a broadening range of parameters as temperature is increased. This regime of quantum criticality provides a universal description of very diverse strongly-correlated systems whose properties obey scaling laws according to the QPT universality class, and not to microscopic details. While QPTs are ubiquitous in contemporary theoretical physics, the challenge is to find well-controlled experimental systems for their exploration and quantitative comprehension.

Tunable nanostructures provide a path to a microscopic understanding that circumvents the complexity of real-world highly correlated materials. So far, however, the rare examples that exhibit a second-order QPT [2–6] demonstrate only a single quantum critical point (associated with the two-channel Kondo effect, described below). Although non-Fermi liquid, this critical point can be reduced to a non-interacting system allowing for perturbative approaches at low temperatures [7, 8]. Here, a completely characterized circuit embodies the three-channel Kondo model, with three fully tunable channels connected to a magnetic impurity emulated by the charge states of a metallic island. This gives us access with the same nanostructure to two universality classes of quantum criticality (connected with the two-channel and three-channel Kondo effects) that manifest profoundly dissimilar physics. For instance, the quantum critical

point for two symmetric Kondo channels can be understood in terms of free electrons and Majorana fermions [7, 8], whereas for three symmetric channels it involves (\mathbb{Z}_3) parafermions in irreducibly strong interactions [9]. The demonstrated high-precision implementation qualifies our device as an analogue quantum simulator, providing quantitative experimental solutions for the three-channel Kondo model.

The main findings further detailed in the following sections are now briefly summarized.

We first explore the two-channel Kondo (2CK) and three-channel Kondo (3CK) quantum critical physics, by precisely tuning the connected Kondo channels at symmetry. The different low temperature convergence (fixed) points are determined for the channels’ conductance, and a perfect quantitative agreement with the universal values predicted theoretically is found. This constitutes a direct experimental signature of the Kondo coupling renormalization flow toward an intermediate fixed point. The 2CK and 3CK non-Fermi liquid character is also established, through their distinctive temperature power-laws. More generally, the full conductance renormalization flow is unveiled, from asymptotic freedom to quantum criticality, and confronted to state-of-the-art numerical renormalization group (NRG) calculations. In addition, a connection is established between experimental scaling Kondo temperature and microscopic model parameters.

Secondly, we determine the range of parameters where quantum criticality applies (different for 2CK and 3CK) and explore the many-body physics that develops as the system flows away from quantum criticality upon reducing temperature. For this purpose, the device

is controllably detuned from the symmetric 2CK and 3CK quantum critical points. By breaking the Kondo impurity degeneracy, we observe the generically expected universal scaling character of the crossover from quantum criticality. The crossover scaling temperature experimentally extracted is found to increase as a power law of degeneracy breaking that closely verifies the corresponding 2CK or 3CK predictions. Moreover, the measured full universal conductance scaling curves precisely match with theoretical calculations (analytical at 2CK, NRG at 3CK). By breaking the symmetry between channels instead of the Kondo impurity degeneracy, the full experimental renormalization flow of three channels competing to screen the Kondo impurity is plainly exposed. Remarkably, we observe that the conductance across one channel can markedly exceed the maximum quantum limit for free electrons, as corroborated by new NRG calculations.

The multi-channel Kondo model.

The multi-channel Kondo model, which generalizes the original (one channel) Kondo model, gives rise to archetypal QPTs and collective, non-Fermi liquid behaviors from a minimal Hamiltonian. Although introduced to account for the different atomic orbitals in metals [11–13], it has developed over the years into a central testing ground for strongly-correlated and quantum critical physics, and a benchmark for many-body theoretical methods [7, 12–20]. The model describes a local Kondo spin S (here $1/2$) coupled antiferromagnetically to N independent free-electron continua ($N = 3$ in Fig. 1A) :

$$H_{\text{NCK}} = \sum_{i=1}^N J_i \mathbf{s}_i \cdot \mathbf{S} + H_{\text{continua}}, \quad (1)$$

with H_{NCK} the N -channel Kondo Hamiltonian, \mathbf{s}_i the local spin density of electron continuum (channel) i at the Kondo spin \mathbf{S} location, $J_i > 0$ the coupling strengths (here isotropic) and H_{continua} the free-electron continua Hamiltonian. The conventional single-channel model ($N = 1$) exhibits universal scaling, but no second-order QPT or non-Fermi liquid physics. As the temperature T is reduced, the electrons progressively screen the Kondo spin, resulting for $T \rightarrow 0$ in an idle spin-singlet [12]. In contrast, for $N \geq 2$, there is a competition between channels to screen the $S = 1/2$ Kondo impurity, which develops into second-order QPTs. Each number of identical channels corresponds to a different class of quantum criticality [17], with specific non-Fermi liquid physics [13] and collective excitations revealed by e.g. a divergent specific heat coefficient c/T as $T \rightarrow 0$. The marginal two-channel case corresponds to a logarithmic c/T divergence [13] while power law c/T divergences are predicted for $N \geq 3$ [13].

Kondo ‘charge’ pseudospin implementation.

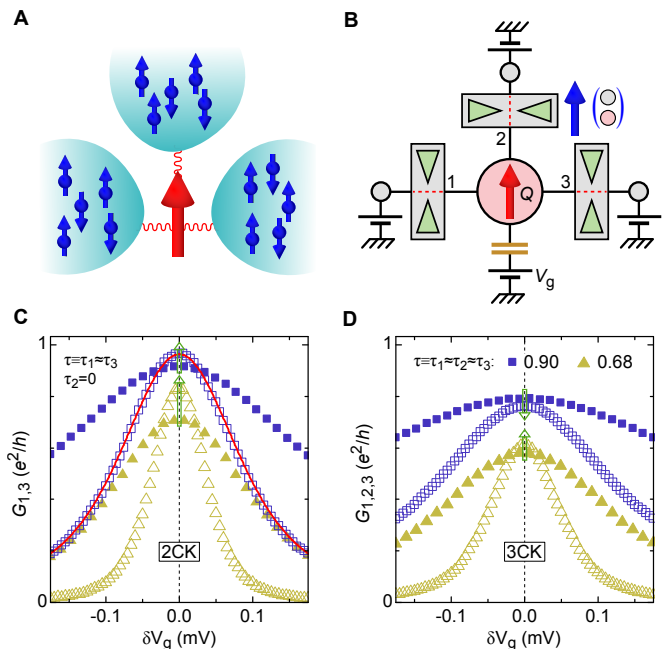


Fig. 1. Multi-channel Kondo model and ‘charge’ implementation. **A**, In the Kondo model, a local spin (red arrow) is antiferromagnetically coupled to the spin of electrons (blue arrows). Each Kondo channel corresponds to one distinct electron continuum (here three). **B**, Sample schematic realizing the ‘charge’ pseudospin implementation of the three-channel Kondo model. A micrometer-scale metallic island (red disk) is connected to large electrodes (small gray disks) through three QPCs (green split gates), each set to a single (spin-polarized) conduction channel (red dashed lines) indexed by $i \in \{1, 2, 3\}$. **C**, **D**, Quantum channels conductance measured versus gate voltage V_g are displayed over half a Coulomb oscillation period $\Delta \simeq 0.7$ mV (several sweeps including different consecutive peaks are averaged). Measurements at $T \simeq 7.9$ mK and 29 mK are shown, respectively, as open and full symbols for two (C) or three (D) symmetric channels. The squares (triangles) correspond to an ‘intrinsic’, unrenormalized transmission probability across the connected QPCs of $\tau \simeq 0.90$ ($\tau \simeq 0.68$). The red continuous line (C) displays the $T = 7.9$ mK prediction for two channels both set to $\tau = 0.90$ [10]. Green arrows indicate the conductance evolution at $\delta V_g = 0$ as temperature is reduced.

Experimentally, Kondo nanostructures are usually small quantum dots [21–24] where coherent electron cotunneling merges the distinct electrical contacts into one Kondo channel [25, 26] (except in two-channel devices exploiting Coulomb blockade to suppress cotunneling [2, 5, 27, 28]). In contrast, the recently demonstrated [6] ‘charge’ Kondo approach [15, 29, 30] is here extended to three independent Kondo channels. As illustrated in Fig. 1B, the ‘charge’ Kondo impurity \mathbf{S} is not a magnetic spin, but a pseudospin- $1/2$ (red arrow) built from the macroscopic quantum states describing the overall charge Q of a small metallic island (red disk). In the most straightforward case of a weakly connected island whose charge is well quantized [31], the Kondo spin $S = \{\downarrow, \uparrow\}$ directly maps on the island’s two charge states of lowest energy $\{Q, Q + e\}$. All the other charge configurations are indeed frozen-out and can be ignored at

low temperatures $T \ll E_C/k_B$ ($E_C = e^2/2C$ the charging energy, e the electron charge, C the island geometric capacitance, k_B the Boltzmann constant). The ‘charge’ pseudospin energy degeneracy is obtained by tuning with a gate voltage V_g the device at the degeneracy point between the charge states Q and $Q + e$. Note that detuning V_g away from charge degeneracy is completely analogous to applying a magnetic field on usual magnetic Kondo impurities [29]. The island charge Kondo pseudospin S is however not coupled to the real spin of electrons. Instead, it is flipped by transferring electrons in and out of the island, through the connected electrical channels (red dashed lines). By labeling the location of each electronic states along a channel, this mechanism takes the form of a Kondo (pseudo)spin-exchange coupling: Introducing an electron pseudospin s (blue arrow), which corresponds to the electron localization inside ($s = \downarrow$) or outside ($s = \uparrow$) of the island, the tunneling of an electron flips both its localization pseudospin s as well as the island overall charge pseudospin S . Note that a well-developed Kondo effect requires a continuum of electronic states for both localization pseudospins. This implies a continuous density of states in the metallic island (in contrast with small quantum dots). Importantly, the different conduction channels constitute here separate Kondo channels. Note also that the same physics is predicted at $T \ll E_C/k_B$ for arbitrary connection strengths [10, 15, 32], except perfectly ballistic contacts, despite the coexistence of many charge states in a quantum superposition near the ballistic limit [31]. In practice, we find from NRG calculations performed with a broad range of τ that $T \lesssim E_C/20k_B$ ensures negligible deviations from universal Kondo physics [10].

Each of the Kondo/conduction channels passes through a different quantum point contact (QPC) individually formed and tuned by field effect in a high-mobility Ga(Al)As two-dimensional electron gas [10]. Single channels, polarized in real electron spin, are obtained by immersing the device into a large magnetic field ($B \simeq 2.7$ T, corresponding to the regime of the integer quantum Hall effect at filling factor $\nu = 3$). The Kondo channel couplings J_i ($i \in \{1, 2, 3\}$) are individually characterized by the ‘intrinsic’ (i.e. unrenormalized by Kondo or Coulomb effects) transmission probability τ_i across the unique open transport channel of QPC_{*i*}. The micron-scale separation between QPCs enables independent fine-tuning ($\sim 0.1\%$) and high-precision characterization ($\lesssim 2\%$, with a large dc bias voltage suppressing Kondo/Coulomb renormalization [10]) of the Kondo channels, over the full range $\tau_i \in [0, 1]$. Such fine-tuning of the connected channels to identical couplings is crucial to approach the frustrated, symmetric Kondo critical points. The two-channel Kondo (2CK) configurations are implemented by setting $\tau_1 \simeq \tau_3 \equiv \tau$ and $\tau_2 = 0$, whereas for the three-channel Kondo (3CK) configurations $\tau_1 \simeq \tau_2 \simeq \tau_3 \equiv \tau$. With the charging energy $E_C \simeq k_B \times 0.3$ K (separately obtained from Coulomb diamond measurements) and high-

precision shot-noise thermometry [33], the device is completely characterized. The knowledge of these parameters indeed allows for a full quantitative microscopic understanding [20, 29, 30]. In practice, Kondo physics is observed through the renormalized QPC conductances G_i measured in-situ. As the symmetry between channels is found preserved by renormalization (at an experimental accuracy of $\sim 0.003e^2/h$), we generally display the averages $G_{1,3} \equiv (G_1 + G_3)/2$ and $G_{1,2,3} \equiv (G_1 + G_2 + G_3)/3$ when investigating the symmetric 2CK and 3CK configurations, respectively.

Figure 1C,D validates the high-precision implementation/quantum simulation of the ‘charge’ Kondo model, and qualitatively illustrates the different two-channel (C) and three-channel (D) Kondo behaviors. The renormalized conductance across channels tuned to ‘intrinsic’ $\tau \simeq 0.90$ (squares) or 0.68 (triangles) is displayed for $T \simeq 7.9$ mK and 29 mK while sweeping the gate voltage V_g . The charge degeneracy point is identified as the conductance peak ($\delta V_g = 0$). The perfect match, without any fit parameters, between the conductance data and the quantitative predictions of the ‘charge’ Kondo model derived analytically for two near ballistic channels at low temperature (continuous line in Fig. 1C, [10, 30]) attests to the accurate device characterization and to its precise implementation of the model for arbitrary Kondo pseudospin energy splitting (see also [10, 20]). At large δV_g , the conductance is systematically reduced upon lowering T as usually expected from plain charge quantization. At $\delta V_g = 0$ and for two or three symmetric channels set to $\tau \simeq 0.68$, we observe instead a conductance increase due to the Kondo renormalization of weakly connected channels. Setting the device at the larger $\tau \simeq 0.90$ results in qualitatively different conductance renormalizations at $\delta V_g = 0$ for 2CK and 3CK, with opposite signs.

Observation of an intermediate non-trivial fixed point.

The above findings corroborate the theoretical expectations for the different 2CK and 3CK low-temperature conductance fixed points [30, 34]. Both 2CK and 3CK quantum critical fixed points are associated with an intermediate value of the renormalized Kondo coupling $0 < |J| < \infty$ [11, 13]. In previous experiments on small quantum dots [2, 5], the 2CK intermediate coupling could not be established. Indeed, T was not low enough with respect to the scaling Kondo temperature T_K to show a saturation and, furthermore, a trivial intermediate asymptotic value of the measured conductance is also generated by asymmetries between electrical channels [16], and therefore does not itself imply an intermediate coupling in these spin Kondo devices. Moreover, the intermediate coupling character of the 2CK fixed point is not entirely invariable, but depends on the choice of representation [7, 8, 15, 30]. In particular, the 2CK fixed point can be described as a non-interacting system involving two Ma-

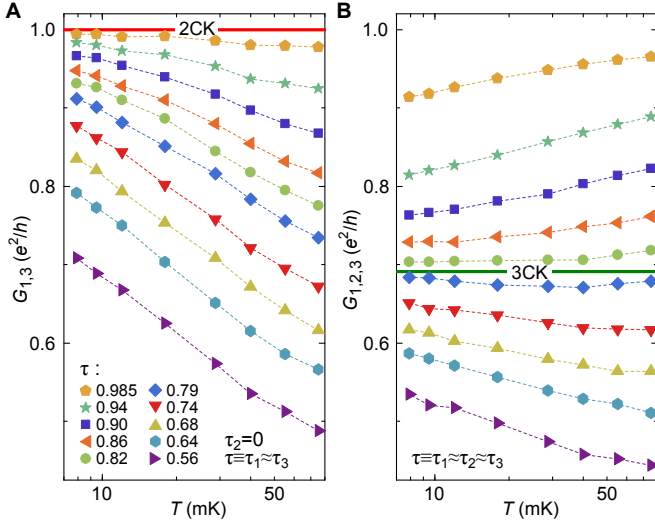


Fig. 2. **Quantum critical fixed points.** The conductance of two (A) or three (B) symmetric channels measured at the charge degeneracy point ($\delta V_g = 0$) is plotted as symbols versus temperature on a logarithmic scale. Each set of identical symbols connected by dashed lines corresponds to the same device setting (τ). The predicted 2CK (A) and 3CK (B) low temperature fixed points for the conductance per channel in the present ‘charge’ Kondo implementation are shown as horizontal continuous lines ($G_{2CK} = e^2/h$, $G_{3CK} = 2 \sin^2(\pi/5)e^2/h$).

porana modes (one free, one in the strong coupling limit [7]). This dual strong-coupling character of the 2CK fixed point also materializes in the present ‘charge’ Kondo implementation: Here $G_{1,3}$ constitutes an alternative probe of the coupling between electrons and ‘charge’ Kondo impurity, which flows not toward an intermediate value per electrical channel but toward the maximum free-electron quantum limit $G_{2CK} = e^2/h$ [30]. In contrast, the genuinely intermediate character of the interacting 3CK fixed point is predicted to show up directly in ‘charge’ Kondo circuits, as a flow of the conductance per channel $G_{1,2,3}$ toward the non-trivial intermediate universal conductance $G_{3CK} = 2 \sin^2(\pi/5)e^2/h \simeq 0.691e^2/h$ [34].

The precise 2CK and 3CK low-temperature universal conductance fixed points are experimentally established by measuring the temperature evolution of $G_{1,(2),3}$ for a broad range of symmetric channel settings ($\tau \in [0.56, 0.985]$). For this purpose, and until explicitly specified, the device is tuned at charge degeneracy ($\delta V_g = 0$) where Kondo effect is expected. Figure 2 displays measurements of $G_{1,(2),3}$ as symbols, versus T in logarithmic scale. In the 2CK configuration (A), whatever the setting τ , we find that $G_{1,3}$ always grows as T is reduced. This observation validates the predicted e^2/h Kondo fixed point (horizontal red line), at an experimental accuracy of $0.006e^2/h$ (see also [6]). Upon lowering T in the 3CK configuration (B), $G_{1,2,3}$ systematically grows when below $0.68e^2/h$ ($T \leq 40$ mK), and decreases when above $0.70e^2/h$. This validates the predicted 3CK universal conductance fixed point $G_{3CK} \simeq 0.69e^2/h$

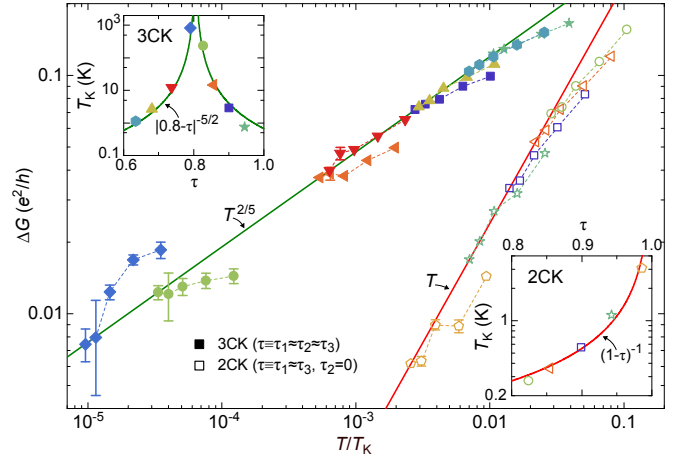


Fig. 3. **Non-Fermi liquid scaling exponents.** The absolute difference between symmetric channels conductance at charge degeneracy and predicted Kondo fixed point ($\Delta G \equiv |G_{1,(2),3} - G_{2CK(3CK)}|$) is plotted as symbols (open/full for 2CK/3CK) versus T/T_K in a log-log scale for $T \in \{7.9, 9.5, 12, 18, 29\}$ mK. Statistical error bars are shown when larger than symbols. The red and green continuous straight lines display the predicted power-law scaling at $T/T_K \ll 1$ for the conductance per channel in the present ‘charge’ 2CK and 3CK implementations, respectively. The scaling Kondo temperature T_K is adjusted separately for each tuning τ of the symmetric channels (see corresponding symbols in insets). This is done by matching the lowest temperature data point ($\Delta G(T \simeq 7.9$ mK) with the corresponding displayed power-law. Continuous lines in insets show the predicted power-law divergences of T_K versus τ for 2CK (bottom right inset) and 3CK (top left inset).

(horizontal green line) at an experimental accuracy of $\pm 0.01e^2/h$. This constitutes a direct experimental evidence of an intermediate non-Fermi liquid fixed point.

Universal scalings toward quantum criticality.

First, the power-law exponents when approaching the 2CK and 3CK low-temperature fixed points are characterized, and found different from the characteristic T^2 for Fermi liquids. For this purpose, the distance ΔG between measured $G_{1,(2),3}$ and the theoretically predicted fixed point G_{2CK} (G_{3CK}) is plotted in Fig. 3 versus T/T_K . The continuous straight lines show the universal power-law scalings asymptotically predicted at low T/T_K for the conductance in the present ‘charge’ Kondo implementation: $\Delta G \propto T$ for 2CK [20, 30, 35], $\Delta G \propto T^{2/5}$ for 3CK [10, 13, 14] (see [10] for further discussion). Comparing with the data requires to fix for each τ the corresponding scaling Kondo temperature $T_K(\tau)$. Symbols in the insets represent the experimentally extracted values of T_K versus τ , which were obtained in practice by matching the lowest temperature data point for each tuning of τ with the displayed theoretical power-law. The data-theory comparison in the main panel is therefore in the conductance evolution as temperature is increased. We find that the experiment is consistent with predictions close enough to the fixed points ($\Delta G \lesssim 0.1e^2/h$). Note that the precision is here limited by the increasing

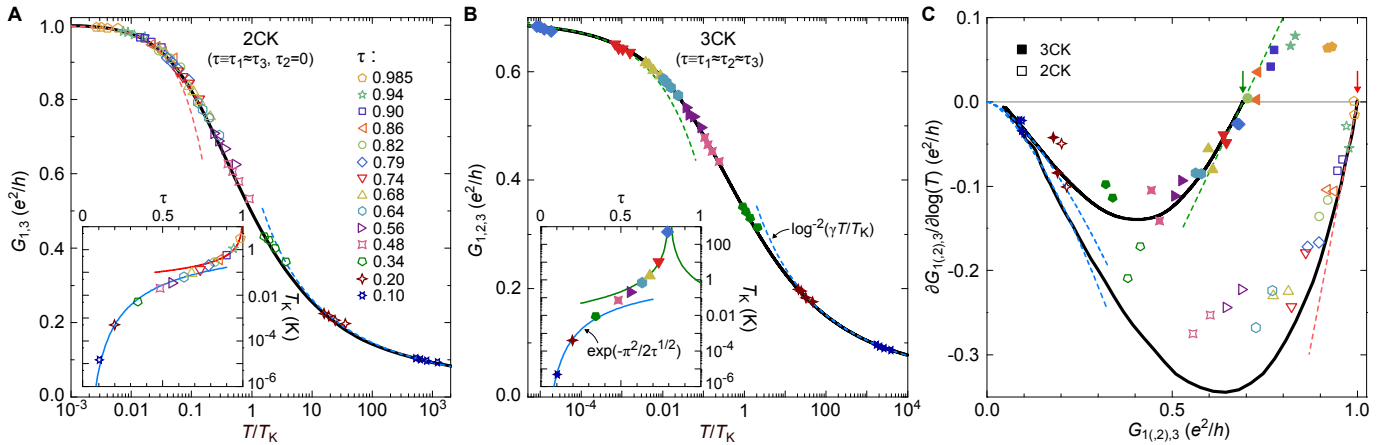


Fig. 4. Universal renormalization flow to quantum criticality. The measured conductance of the two (A,C) or three (B,C) connected, symmetric channels is shown as symbols (open/full for 2CK/3CK) for a broad range of settings τ . Black continuous lines are NRG calculations of the universal renormalization flows (2CK/3CK in (A,C)/(B,C)), and close to the Kondo fixed points (C), display the predicted low-temperature power-laws for 2CK (red in (A,C)) and 3CK (green in (B,C)). Light-blue dashed lines shown at large T/T_K (A,B), and for small channels conductance (C), represent the predicted high-temperature logarithmic scaling $G_{1(,2),3} \propto \log^{-2}(\gamma T/T_K \gg 1)$, with the slightly different 2CK and 3CK prefactors and γ here used as fit parameters. **A, B,** Data ($T \in \{7.9, 9.5, 12, 18\}$ mK) and predictions are plotted versus T/T_K in log scale. The corresponding experimental T_K are shown in insets as symbols versus τ , together with theoretical predictions for tunnel contacts $\tau \ll 1$ (light-blue continuous lines) and for very large T_K at $|\tau - \tau_c| \ll 1$ (red/green continuous line for 2CK/3CK in insets of (A)/(B)). **C,** Direct data-theory comparison (no T/T_K rescaling) with $\partial G_{1(,2),3}/\partial \log(T)$ plotted versus $G_{1(,2),3}$. The discrete experimental differentiation is performed with measurements at $T \in \{7.9, 12, 18\}$ mK. Kondo fixed points are indicated by arrows.

relative experimental uncertainty as ΔG is reduced. A direct extraction of the temperature exponents from the $\Delta G < 0.1e^2/h$ data at $T \in \{7.9, 12\}$ mK (satisfying the NRG universality criteria $T \lesssim E_C/20k_B \simeq 15$ mK) gives $\alpha_{2CK} = 0.83 \pm 0.08$ for 2CK and $\alpha_{3CK} = 0.42 \pm 0.17$ for 3CK.

Second, the investigation is extended to the full 2CK and 3CK universal renormalization flows. Measurements (symbols) are now confronted in Fig. 4A,B,C with NRG calculations spanning the whole range of T/T_K (continuous black lines, see [10]). In panel A (B), $G_{1(,2),3}$ is plotted versus $\log(T/T_K)$. Following standard procedures, the theoretical scaling Kondo temperature T_K was normalized so that the NRG universal conductance takes a value equal to half that of the Kondo fixed point at $T = T_K$. As in Fig. 3, the experimental $T_K(\tau)$ (symbols in inset) are adjusted by matching data with theory at $T \simeq 7.9$ mK. These $T_K(\tau)$ remain therefore identical to those in the insets of Fig. 3 as long as NRG calculations and asymptotic power-laws are indistinguishable (i.e. for $T_K \gg 7.9$ mK). Remarkably, we observe a quantitative agreement data-universal NRG prediction over six (2CK) or eight (3CK) orders of magnitude in T/T_K . Figure 4C shows a direct comparison of the same measurements and predictions in a scale-invariant representation, that does not involve rescaling the temperature in units of T_K , by displaying $\partial G_{1(,2),3}/\partial \log(T)$ versus $G_{1(,2),3}$. In this representation, data points correspond to experimental measurements of the so-called beta-function that determines the corresponding 2CK or 3CK renormaliza-

tion group equation for the conductance. The straight dashed lines near 2CK and 3CK fixed points (arrows) represent the predicted non-Fermi liquid power-law behaviors discussed in the previous paragraph. Comparing with the experimental slope therefore complement the approach in Fig. 3. Note the experimental ‘analogue quantum simulation’ of the universal 3CK beta-function at $G_{1,2,3} > G_{3CK}$, out of reach of NRG calculations.

Third, we explore and understand the quantitative relationship between scaling Kondo temperature T_K and microscopic model parameter τ (insets of Figs. 3 and 4). At small $\tau \lesssim 0.5$, the same expected exponential behavior $T_K \simeq (E_C/10k_B) \exp(-\pi^2/\sqrt{4\tau})$ is observed for 2CK and 3CK [30]. At larger τ , T_K appears to diverge at a specific setting τ_c . As Kondo physics emerges only for $T < E_C/k_B \simeq 300$ mK, a much larger value of the extracted scaling Kondo temperature T_K implies that only the low-temperature part ($T/T_K \ll 1$) of the full universal scaling curve is accessible with the corresponding device setting [10]. For 2CK, theory predicts a divergence at $\tau_c = 1$ as $T_K(1 - \tau \ll 1) \propto 1/(1 - \tau)$, which is displayed by the identical continuous red lines in the insets of Figs. 3 and 4A [30] (see also the prediction of a peaked $T_K(J)$ in [32, 36]). For 3CK, the observed value $\tau_c \simeq 0.8$ is higher than $G_{3CK}h/e^2 \simeq 0.69$. This is due to the conductance suppression by Coulomb interaction at temperatures $T \gtrsim E_C/k_B$, prior to the development of universal Kondo physics at low temperatures. Assuming theoretically that T_K diverges at τ_c , we generally find [10] that a low-temperature conductance power law

$\Delta G \propto T^\alpha$ corresponds to a power law divergence as $T_K \propto |\tau - \tau_c|^{-1/\alpha}$. The observed close agreement between experimental $T_K(|\tau - \tau_c| \ll 1)$ in 2CK and 3CK configurations with, respectively, $T_K \propto |\tau - 1|^{-1}$ (red lines in insets) and $T_K \propto |\tau - 0.8|^{-5/2}$ (green lines in insets), therefore further establishes the predicted non-Fermi liquid Kondo exponents for two ($\alpha_{2CK} = 1$) and three ($\alpha_{3CK} = 2/5$) symmetric channels.

Crossover from quantum criticality.

When does quantum criticality apply? As temperature is increased (up to some limit, here $T \lesssim \min(T_K, E_C/k_B)$), quantum criticality is generally expected to span over a larger range of system parameters, away from the $T = 0$ quantum critical point (Fig. 5A). The so-called crossover temperature T_{co} delimits quantum criticality from below, with the critical point itself corresponding to $T_{co} = 0$. Generically, the crossover from quantum criticality as temperature is lowered should follow universal curves versus the reduced parameter T/T_{co} . Indeed, T_{co} is the only relevant temperature scale, encapsulating all microscopic details, provided the high-energy cutoff for quantum criticality is much higher. In tunable circuits, the crossover from 2CK quantum criticality was explored versus Kondo channels asymmetry [5, 6] and, in the different implementation of a spin-polarized quantum dot embedded into a dissipative circuit, versus the difference between resonant dot level and Fermi energy [4]. These experiments corroborate the existence of a universal T/T_{co} scaling, as well as the predicted quadratic increase of T_{co} for small deviations from the 2CK critical point [13, 16, 19]. Here we explore the disparate universal and exotic behaviors along the different crossovers induced by breaking the Kondo (pseudo)spin degeneracy or the channel symmetry, observe the development of the quantum phase transition across the symmetric 3CK quantum critical point, and demonstrate ‘super-ballistic’ conductances.

In a first step, we investigate the crossover from 2CK and 3CK quantum criticality induced by breaking the energy degeneracy of the Kondo impurity, with the connected channels remaining symmetric. We establish (i) the different 2CK and 3CK power-law dependence $T_{co} \propto |\Delta E|^\gamma$ for small energy splitting of the charge pseudospin $\Delta E = 2E_C\delta V_g/\Delta \ll E_C$ with $\Delta \simeq 0.7$ mV the gate voltage period; (ii) a generalized expression of T_{co} for arbitrary ΔE ; (iii) the theoretical universal crossover curves $\tilde{G}_{2CK}(T/T_{co})$ and $\tilde{G}_{3CK}(T/T_{co})$, obtained analytically in [20, 30] for 2CK and by NRG here for 3CK.

The crossover temperature T_{co} is defined such that the conductance is halfway between the quantum critical regime ($\approx G_{2CK(3CK)}$, at $T_{co} \ll T \ll T_K$) and the Fermi liquid regime (≈ 0 , at $T_{co} \gg T$), i.e. $G_{1(,2),3}(\Delta E, T = T_{co}) \equiv G_{2CK(3CK)}/2$. In practice, we fix the electronic temperature T and adjust the energy splitting $\Delta E \propto \delta V_g$ in order to obtain this midway conductance value, if possible. In Fig. 5B,C, this corresponds to the crossings bet-

ween continuous and horizontal dashed lines, where the experimentally extracted crossover temperature directly reads $T_{co}^{expt}(\Delta E) = T$. Symbols in Fig. 5D,E display T_{co}^{expt} versus ΔE for the settings τ where $T_{co} \propto \Delta E^\gamma$ is expected [10].

The predicted corresponding power-laws are shown as continuous lines ($T_{co} \propto \Delta E^2$ for 2CK, $T_{co} \propto \Delta E^{5/3}$ for 3CK [13]). Fitting separately, for each τ , the $T_{co}^{expt}(\Delta E) \leq 12$ mK data (fulfilling the universality NRG criteria) yield the values of γ displayed as symbols in the insets. A statistical analysis of these values give $\gamma_{2CK} = 2.01 \pm 0.04$ and $\gamma_{3CK} = 1.69 \pm 0.02$ for the crossovers from 2CK and 3CK, respectively, in close agreement with theory.

The theoretically predicted universal crossover curves $\tilde{G}_{2CK}(T_{co}/T)$ and $\tilde{G}_{3CK}(T_{co}/T)$, shown as thick dashed lines in the right panels of Fig. 5B,C, are confronted with conductance data. Continuous lines in the left panels represent the conductance measured at different temperatures versus gate voltage for $\tau_{1,3} \simeq 0.94$ (Fig. 5B) and $\tau_{1,2,3} \simeq 0.82$ (Fig. 5C). These settings correspond to well-developed quantum critical regimes $T \ll T_K$ (small ΔG), a necessary condition to investigate \tilde{G}_{2CK} and \tilde{G}_{3CK} down to small T_{co}/T . As shown in the right panels, the gate voltage sweeps at different temperatures (continuous lines) are superimposed when plotted versus calculated T_{co}/T , thereby demonstrating the predicted universal character of the crossover from quantum criticality. Moreover, we find a precise match between experimental universal curves and theoretical predictions \tilde{G}_{2CK} and \tilde{G}_{3CK} . Note that T_{co} is obtained from experimental parameters using generalized expressions that remain valid for arbitrary gate voltage, beyond the power-law at small detuning. For ‘charge’ 2CK device with near ballistic channels, the full quantitative expression derived in [30] was used in Fig. 5B : $T_{co} \simeq 1.444E_C(1 - \tau_{1,3})\sin^2(\pi\delta V_g/\Delta)$. The data- \tilde{G}_{2CK} comparison in Fig. 5B is therefore without any fit parameter. For 3CK, we expect from NRG calculations the similar generalization $T_{co} = \lambda_{3CK}\sin^{5/3}(\pi\delta V_g/\Delta)$ [10], which was used Fig. 5C. As the prefactor $\lambda_{3CK}(\tau, E_C)$ is not known, the value $\lambda_{3CK} = 36$ mK was freely adjusted in the data- \tilde{G}_{3CK} comparison shown in Fig. 5C.

In a second step, the development of the 3CK QPT driven by the channels’ competition to screen the Kondo spin is plainly observed, through the conductance renormalization flow of asymmetric channels upon lowering temperature (Fig. 6). Here the Kondo ‘charge’ pseudospin is energy degenerate ($\delta V_g = 0$), QPC_{1,3} are tuned symmetric ($\tau_1 \simeq \tau_3$), and τ_2 is adjusted separately. Fig. 6 displays as colored lines the temperature evolution of the measured conductances G_2 (vertical axis) and $G_{1,3}$ (horizontal axis) from 55 to 7.9 mK (arrow at lowest T), with each line corresponding to a different device setting. In total, 15×14 settings of $\{\tau_2, \tau_1 \simeq \tau_3\}$ were measured, with $\tau_{1,2,3}$ picked among fourteen fixed values ranging from 0.1

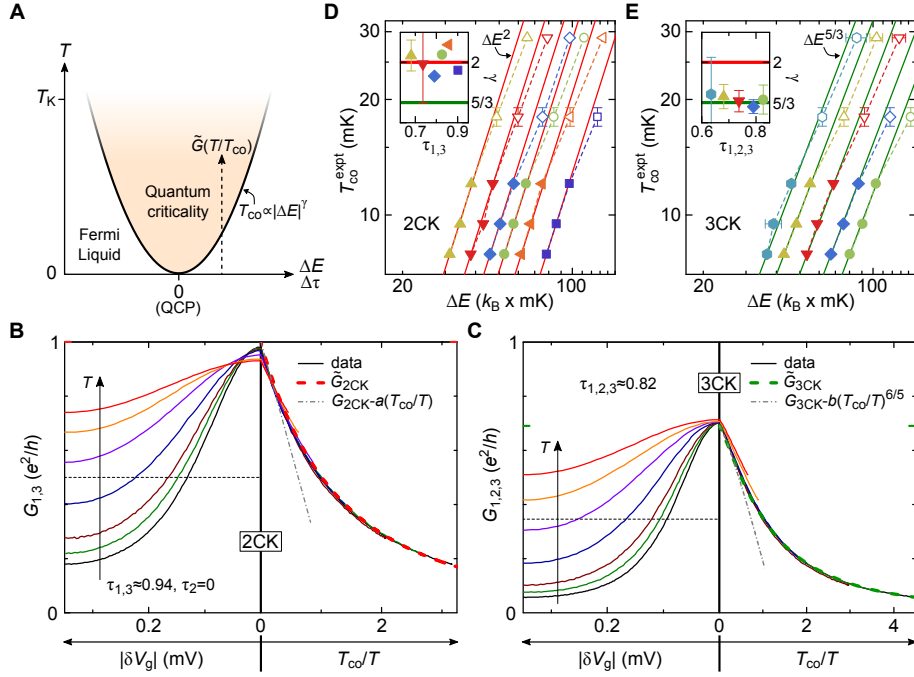


Fig. 5. Crossover from quantum criticality by pseudospin degeneracy breaking. **A**, Quantum criticality extends as T rises. It is delimited from below by the crossover temperature T_{co} , which increases as a power-law for small parameter-space distances from the critical point (e.g. charge pseudospin energy splitting $\Delta E \propto \delta V_g$, channels asymmetry $\Delta\tau$). Along the crossover, theory predicts universal T/T_{co} scalings (e.g. $G_i(T, \Delta E) = \tilde{G}_i(T/T_{co})$). **B**, **C**, The conductance of two (**B**) and three (**C**) symmetric channels set, respectively, to $\tau_{1,3} \simeq 0.94$ and $\tau_{1,2,3} = 0.82$, are plotted as continuous lines versus $|\delta V_g|$ (left side) and T_{co}/T (right side, see text) for $T \in \{7.9, 9.5, 12, 18, 29, 40, 55\}$ mK. Colored thick dashed lines (grey dash-dotted lines) shown in right sides display the corresponding theoretical universal crossover curve \tilde{G}_{2CK} and \tilde{G}_{3CK} (the predicted $T_{co}/T \ll 1$ power-laws). **D**, **E**, Experimental crossover temperatures T_{co}^{expt} are plotted as symbols in a log-log scale versus ΔE , for two (**D**) and three (**E**) symmetric channels. Each set of symbols connected by dashed lines represents one device setting $\tau_{1(,2),3}$ (see insets). Full symbols correspond to $T_{co}^{expt} \leq 12$ mK. Straight continuous lines display the predicted power-laws $T_{co} \propto \Delta E^\gamma$, with $\gamma = 2(5/3)$ for 2CK (3CK). Fitting $T_{co}^{expt}(\Delta E) \leq 12$ mK separately for each τ yields the values of γ shown as symbols in the insets with the fit standard error.

to 0.985 [10] and including also $\tau_2 = 0$. The data closest to the diagonal grey line correspond to three channels tuned symmetric ($\tau_1 \simeq \tau_2 \simeq \tau_3$). Below the diagonal, where $\tau_2 < \tau_1 \simeq \tau_3$, the data flow toward the predicted 2CK fixed point (red disk, at $G_{1,3} = e^2/h$ and $G_2 = 0$). Above the diagonal, where $\tau_2 > \tau_1 \simeq \tau_3$ such that a flow toward the 1CK fixed point involving QPC₂ is expected (blue disk, at $G_{1,2,3} = 0$), we observe a monotoneous decrease of the conductance $G_{1,3}$ across the less strongly coupled QPCs. In contrast, G_2 first rises, markedly oversteps the free-electron quantum limit e^2/h (up to +25%), and then decreases toward the zero conductance 1CK fixed point as T is further reduced.

The non-monotonous behavior of G_2 when higher than $G_{1,3}$ might appear counter-intuitive. Indeed, a flow toward the low-temperature 1CK ‘strong coupling’ fixed point is expected, which corresponds to a renormalized Kondo coupling growing monotonously ($J_2 \rightarrow \infty$). However J_2 connects with the tunnel coupling/hopping integral of electrons across QPC₂ in the ‘charge’ Kondo mapping, and free-electron theory predicts a non-monotonous dependence of the conductance with the hopping inte-

gral (with a maximum for the J_2 value that best preserves translational invariance, and $G_2(J_2 \rightarrow \infty) = 0$). In contrast, the present measurement of a conductance that exceeds the maximum possible value for non-interacting electrons in the ballistic limit is highly non-trivial and was not anticipated (although reproduced by new NRG calculations, see below). Notably, such a super-ballistic conductance, also in an intermediate temperature range and of similar amplitude, was coincidentally observed in clean graphene constrictions [37] and explained as a collective viscous flow of the electronic fluid induced by electron-electron collisions [38]. We speculate that the electron-electron interactions mediated by the Kondo impurity within the electronic channel across QPC₂, expected particularly strong near the turning point where G_2 is maximum, might also result in such a viscous electronic fluid behavior. An interesting specificity of our system is that the super-ballistic magnitude and the temperature range where it takes place can be controlled in-situ, by separately adjusting the channels.

The experimental findings are compared with NRG calculations of the universal crossover flow from 3CK

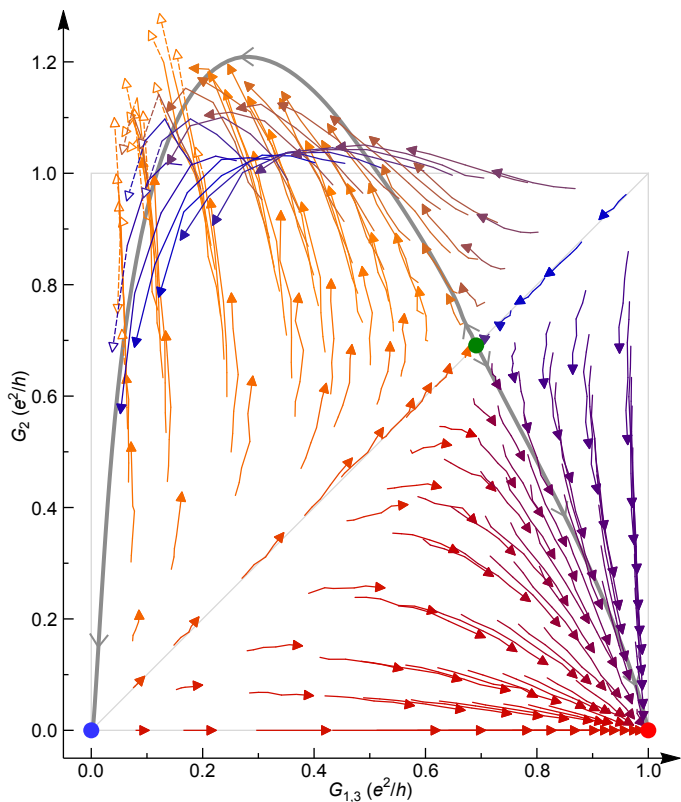


Fig. 6. **Three-channel Kondo renormalization flow with super-ballistic conductances.** Each colored line displays for a fixed device tuning ($\{\tau_1 \simeq \tau_3, \tau_2\}$) at charge degeneracy ($\delta V_g = 0$), the measured channels' conductance at $T = 55, 40, 29, 18, 12$, and 7.9 mK (arrow at lowest T). The lines' color reflects the direction (the angle) of the vector connecting lowest and highest temperature data points, to improve readability. QPC₁ and QPC₃ are set symmetric ($\tau_1 \approx \tau_3$ tuned among fourteen values from 0.1 to 0.985 [10]), and only the renormalized average $G_{1,3}$ is shown on the horizontal axis. QPC₂ is adjusted separately to a coupling τ_2 selected among the same fourteen values and also $\tau_2 = 0$. Solid lines and filled arrows indicate an experimental standard error on $G_2 h/e^2$ and $G_{1,3} h/e^2$ below 0.05 (usually well below). Dashed lines and open arrows indicate a standard error on $G_2 h/e^2$ between 0.05 and 0.1. The green, red and blue disks correspond, respectively, to the predicted 3CK, 2CK and 1CK low temperature fixed points. The thick grey lines represent NRG calculations of the universal crossover flows from 3CK, with arrows pointing to lower temperatures. Notably, the conductance G_2 can markedly exceed the maximum free electron limit e^2/h .

quantum criticality, induced by an initially minute asymmetry between G_2 and $G_{1,3}$ [10]. These are displayed as two thick grey lines originating from the 3CK fixed point, with arrows pointing toward lower temperatures. For $G_{1,3} > G_2$, NRG predicts a monotonous crossover flow from 3CK to 2CK conductance fixed points that closely matches the nearby data. For $G_2 > G_{1,3}$, the universal NRG crossover flow from 3CK to 1CK reproduces the observed non-monotonous behavior, confirms the naively expected vanishing of G_2 at the 1CK fixed point, and establishes that a super-ballistic conductance exceeding by approximately 20% the free-electron maximum limit

follows from the 3CK model, in quantitative agreement with the experiment. Note that while experimental and NRG flows point to the same direction near 3CK and 1CK fixed points, clear crossings are also visible in intermediate regimes above the diagonal, including between different experimental device settings. These mostly take place between flows involving opposite renormalization directions of G_2 , as expected from the non-monotonous relationship between G_2 and Kondo coupling J_2 that specifically shows up above the diagonal.

Outlook.

Quantum impurity models such as the preminent Kondo-type allow exploring strongly-correlated and quantum critical physics [17, 18], and their solutions can be used to obtain the properties of strongly-correlated materials within the 'dynamical mean field' approximation [39]. We have shown that metal-semiconductor hybrid circuits constitute widely tunable and fully characterized 'charge' Kondo devices, thereby providing experimental test-beds of exotic many-body behaviors at the high-precision level of quantum simulators. In particular, the specific observation of super-ballistic conductance opens a research path for low-power electronics. Although the present implementation has no clear application potential, it forms a powerful platform to understand the underlying mechanisms of a behavior susceptible to arise in diverse clean systems with strong electron-electron interactions. We anticipate that similar metal-semiconductor hybrids will form building blocks for a wide range of investigations of the strongly-correlated electron physics, and in particular the emergence of exotic parafermions quasi-particles [7, 9, 35]. Measurements of complementary observables such as charge susceptibility, fluctuations and heat current, as well as investigations of the dynamical and out-of-equilibrium responses could unveil yet hidden facets of the exotic underlying physics. Furthermore, direct generalizations of the present 'charge' Kondo implementation should grant access to quantitative investigations of many thus far inaccessible strongly-correlated phenomena [17], including the nano-engineered competition between Kondo channels, dissipation (note the specific proposal in [40]), fractional quantum Hall effect and multiple impurities.

* frederic.pierre@u-psud.fr

- [1] Sachdev, S. *Quantum Phase Transitions* (Cambridge Univ. Press, 2011).
- [2] Potok, R. M., Rau, I. G., Shtrikman, H., Oreg, Y. & Goldhaber-Gordon, D. Observation of the two-channel Kondo effect. *Nature* **446**, 167–171 (2007).
- [3] Mebrahtu, H. T. *et al.* Quantum phase transition in a resonant level coupled to interacting leads. *Nature* **488**, 61–64 (2012).

- [4] Mebrahtu, H. *et al.* Observation of Majorana Quantum Critical Behaviour in a Resonant Level Coupled to a Dissipative Environment. *Nat. Phys.* **9**, 732–737 (2013).
- [5] Keller, A. J. *et al.* Universal Fermi liquid crossover and quantum criticality in a mesoscopic system. *Nature* **526**, 237–240 (2015).
- [6] Iftikhar, Z. *et al.* Two-channel Kondo effect and renormalization flow with macroscopic quantum charge states. *Nature* **526**, 233–236 (2015).
- [7] Emery, V. J. & Kivelson, S. Mapping of the two-channel Kondo problem to a resonant-level model. *Phys. Rev. B* **46**, 10812–10817 (1992).
- [8] Coleman, P., Ioffe, L. B. & Tselik, A. M. Simple formulation of the two-channel Kondo model. *Phys. Rev. B* **52**, 6611–6627 (1995).
- [9] Affleck, I., Oshikawa, M. & Saleur, H. Quantum brownian motion on a triangular lattice and $c=2$ boundary conformal field theory. *Nucl. Phys. B* **594**, 535–606 (2001).
- [10] Supplementary Materials (attached).
- [11] Nozières, P. & Blandin, A. Kondo effect in real metals. *J. Phys.* **41**, 193–211 (1980).
- [12] Hewson, A. C. *The Kondo problem to heavy fermions* (Cambridge Univ. Press, 1997).
- [13] Cox, D. L. & Zawadowski, A. Exotic Kondo effects in metals : Magnetic ions in a crystalline electric field and tunnelling centres. *Adv. Phys.* **47**, 599–942 (1998).
- [14] Affleck, I. & Ludwig, A. W. W. Exact conformal-field-theory results on the multichannel Kondo effect : Single-fermion Green’s function, self-energy, and resistivity. *Phys. Rev. B* **48**, 7297–7321 (1993).
- [15] Matveev, K. A. Coulomb blockade at almost perfect transmission. *Phys. Rev. B* **51**, 1743–1751 (1995).
- [16] Pustilnik, M., Borda, L., Glazman, L. I. & von Delft, J. Quantum phase transition in a two-channel-Kondo quantum dot device. *Phys. Rev. B* **69**, 115316 (2004).
- [17] Vojta, M. Impurity quantum phase transitions. *Phil. Mag.* **86**, 1807–1846 (2006).
- [18] Bulla, R., Costi, T. A. & Pruschke, T. Numerical renormalization group method for quantum impurity systems. *Rev. Mod. Phys.* **80**, 395–450 (2008).
- [19] Sela, E., Mitchell, A. & Fritz, L. Exact Crossover Green Function in the Two-Channel and Two-Impurity Kondo Models. *Phys. Rev. Lett.* **106**, 147202 (2011).
- [20] Mitchell, A. K., Landau, L. A., Fritz, L. & Sela, E. Universality and Scaling in a Charge Two-Channel Kondo Device. *Phys. Rev. Lett.* **116**, 157202 (2016).
- [21] Goldhaber-Gordon, D. *et al.* Kondo effect in a single-electron transistor. *Nature* **391**, 156–159 (1998).
- [22] Cronenwett, S. M., Oosterkamp, T. H. & Kouwenhoven, L. P. A Tunable Kondo Effect in Quantum Dots. *Science* **281**, 540–544 (1998).
- [23] Nygard, J., Cobden, D. H. & Lindelof, P. E. Kondo physics in carbon nanotubes. *Nature* **408**, 342–346 (2000).
- [24] Buitelaar, M. R., Bachtold, A., Nussbaumer, T., Iqbal, M. & Schönenberger, C. Multiwall Carbon Nanotubes as Quantum Dots. *Phys. Rev. Lett.* **88**, 156801 (2002).
- [25] Glazman, L. I. & Raikh, M. E. Resonant Kondo Transparency of a Barrier with Quasilocals Impurity States. *JETP Lett.* **47**, 452–455 (1988).
- [26] Ng, T. K. & Lee, P. A. On-Site Coulomb Repulsion and Resonant Tunneling. *Phys. Rev. Lett.* **61**, 1768–1771 (1988).
- [27] Oreg, Y. & Goldhaber-Gordon, D. Two-Channel Kondo Effect in a Modified Single Electron Transistor. *Phys. Rev. Lett.* **90**, 136602 (2003).
- [28] Florens, S., Simon, P., Andergassen, S. & Feinberg, D. Interplay of electromagnetic noise and Kondo effect in quantum dots. *Phys. Rev. B* **75**, 155321 (2007).
- [29] Matveev, K. A. Quantum fluctuations of the charge of a metal particle under the Coulomb blockade conditions. *Sov. Phys. JETP* **72**, 892–899 (1991).
- [30] Furusaki, A. & Matveev, K. A. Theory of strong inelastic cotunneling. *Phys. Rev. B* **52**, 16676–16695 (1995).
- [31] Jezouin, S. *et al.* Controlling charge quantization with quantum fluctuations. *Nature* **536**, 58–62 (2016).
- [32] Lebanon, E., Schiller, A. & Anders, F. B. Coulomb blockade in quantum boxes. *Phys. Rev. B* **68**, 041311 (2003).
- [33] Iftikhar, Z. *et al.* Primary thermometry triad at 6 mK in mesoscopic circuits. *Nat. Commun.* **7**, 12908 (2016).
- [34] Yi, H. & Kane, C. L. Quantum Brownian motion in a periodic potential and the multichannel Kondo problem. *Phys. Rev. B* **57**, R5579–R5582 (1998).
- [35] Landau, L. A., Cornfeld, E. & Sela, E. Charge Fractionalization in the Two-Channel Kondo Effect. *Phys. Rev. Lett.* **120**, 186801 (2018).
- [36] Kolf, C. & Kroha, J. Strong versus weak coupling duality and coupling dependence of the Kondo temperature in the two-channel Kondo model. *Phys. Rev. B* **75**, 045129 (2007).
- [37] Krishna Kumar, R. *et al.* Superballistic flow of viscous electron fluid through graphene constrictions. *Nat. Phys.* **13**, 1182–1185 (2017).
- [38] Guo, H., Ilseven, E., Falkovich, G. & Levitov, L. Higher-than-ballistic conduction of viscous electron flows. *PNAS* **114**, 3068–3073 (2017).
- [39] Kotliar, G. & Vollhardt, D. Strongly correlated materials : Insights from dynamical mean field theory. *Phys Today* **57**, 53–59 (2004).
- [40] Le Hur, K. Coulomb Blockade of a Noisy Metallic Box : A Realization of Bose-Fermi Kondo Models. *Phys. Rev. Lett.* **92**, 196804 (2004).

Acknowledgments

We thank I. Affleck, S. Florens, L. Fritz, L. Glazman, C. Kane, K. Matveev, Y. Nazarov, E. Sela, G. Zarand, F. Zhang for discussions. This work was supported by the French RENATECH network and the national French program ‘Investissements d’Avenir’ (Labex NanoSaclay, ANR-10-LABX-0035).
 Authors contributions : Z.I. and F.P. performed the experiment ; Z.I., A.A. and F.P. analyzed the data ; A.K.M. performed the NRG developments ; C.M and P.S extended the analytical predictions ; F.D.P. fabricated the sample with inputs from A.A. ; U.G., A.C. and A.O. grew the 2DEG ; F.P. led the project and wrote the manuscript with inputs from Z.I., A.A., A.K.M, U.G, C.M. and P.S. Correspondence and requests for materials should be addressed to F.P. (frederic.pierre@u-psud.fr).

Supplementary Materials for Tunable Quantum Criticality and Super-ballistic Transport in a ‘Charge’ Kondo Circuit

Z. Iftikhar,¹ A. Anthore,^{1,2} A.K. Mitchell,³ F.D. Parmentier,¹ U. Gennser,¹
A. Ouerghi,¹ A. Cavanna,¹ C. Mora,⁴ P. Simon,⁵ and F. Pierre¹

¹Centre de Nanosciences et de Nanotechnologies (C2N), CNRS,
Univ Paris Sud, Université Paris-Saclay, 91120 Palaiseau, France

²Univ Paris Diderot, Sorbonne Paris Cité, 75013 Paris, France

³School of Physics, University College Dublin, Dublin 4, Ireland

⁴Laboratoire Pierre Aigrain, Ecole Normale Supérieure-PSL Research University,
CNRS, UPMC Univ Paris 06-Sorbonne Universités,

Univ Paris Diderot-Sorbonne Paris Cité, 75005 Paris, France

⁵Laboratoire de Physique des Solides, CNRS, Univ. Paris-Sud, Université Paris-Saclay, 91405 Orsay, France

MATERIALS AND METHODS

Sample and setup

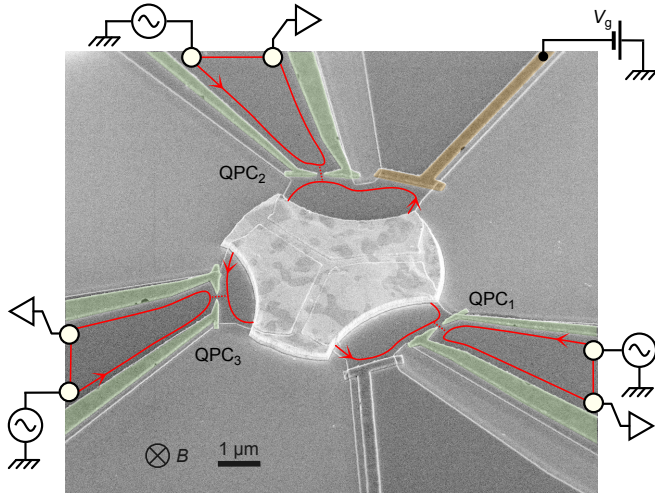


Fig. S1. **Colored micrograph of the sample**, with measurement schematic. The central metallic island (bright) is connected to the circuit through QPCs formed by field effect in a buried two-dimensional electron gas (dark grey) using surface split gates (green). The voltage V_g , used to tune the metallic island at charge degeneracy, is applied to a capacitively coupled plunger gate (yellow). Note that the voltages applied to the two lateral gates (yellow and uncolored) are sufficiently negative to deplete the two-dimensional electron gas underneath (except for electronic thermometry and characterization purposes). Due to the strong perpendicular magnetic field $B = 2.7$ T, the current propagates along spin-polarized edge channels (red lines) of the integer quantum Hall effect (only the relevant outermost edge channel is shown).

Sample. The sample was nanostructured by standard e-beam lithography in a Ga(Al)As two-dimensional electron gas located 105 nm below the surface, of density $2.5 \cdot 10^{11} \text{ cm}^{-2}$ and mobility $10^6 \text{ cm}^2 \text{ V}^{-1} \text{ s}^{-1}$. The ohmic contact between the micrometer-scale metallic

node/‘island’ and the buried two-dimensional electron gas was realized by thermal diffusion into the semiconductor of a metallic multilayer of nickel (30 nm), gold (120 nm) and germanium (60 nm). The typical energy spacing between electronic levels in the central metallic island is $\delta \approx k_B \times 0.2 \mu\text{K}$. The measurements were performed under a strong magnetic field $B \approx 2.7$ T, in the regime of the integer quantum Hall effect at filling factor $\nu = 3$. This specific choice was driven by the need to have simultaneously three well-behaved QPCs, without sharp resonances over the full range $\tau \in [0, 1]$, as well as very low temperatures (vibrations in our setup increase the temperature at high field, see [33]) and good ohmic contacts between the outer edge channel and the metallic island. The interface quality between metallic island and two-dimensional electron gas is characterized by a residual reflection probability lower than $4 \cdot 10^{-4}$ for each of the outermost quantum Hall edge channels originating from the three QPCs. The charging energy $E_C = e^2/2C \approx k_B \times 299 \pm 5 \text{ mK} \approx 25.8 \pm 0.5 \mu\text{eV}$ is obtained from the half-height in drain-source dc bias voltage of measured Coulomb diamonds (not shown, the uncertainties are rough estimates based on four different measurements).

Experimental setup. The device was installed in a dilution refrigerator including multiple filters along the electrical lines and two shields at the mixing chamber. Details on the fridge wiring and on the sample holder are provided in [33]. Conductance measurements were carried out by standard lock-in techniques at low frequencies, below 200 Hz (see sample micrograph with a schematic measurement setup in Fig. S1). The amplification gains and injected signals are precisely calibrated on-chip, from the signal measured with the QPCs closed ($\tau = 0$). Noise measurements for the electronic thermometry were performed in the MHz range using a homemade cryogenic amplifier. Details on a very similar noise measurement setup can be found in the supplementary materials of [41].

Experimental methods

Electronic temperature. Below 50 mK, the electronic temperature was extracted on-chip using quantum shot-noise primary thermometry [33]. Above 50 mK, T is given by a standard (RuO₂) thermometer thermally anchored to the mixing chamber of the dilution refrigerator. From shot-noise thermometry, we obtain for the data points used in the paper $T = \{7.9 \pm 0.1, 9.5 \pm 0.2, 12.1 \pm 0.2, 18 \pm 1, 28.9 \pm 0.8, 40.1 \pm 0.4\}$ mK with the uncertainty corresponding to the standard error on the mean value of T determined from the statistical analysis of several temperature measurements (typically 10). From RuO₂ thermometry, we obtain $T = \{40.3 \pm 0.2, 55.1 \pm 0.3, 75.4 \pm 0.6\}$ mK with the displayed uncertainty corresponding to the temperature drift during the measurements. Note the good agreement between the two thermometry methods at 40 mK.

Quantum point contact characterization. As generally observed in the integer quantum Hall regime, the conductance across each QPC shows a broad and very well defined e^2/h plateau when varying the corresponding split gate voltage (see inset in Fig. S2E for a gate voltage sweep of QPC₂ including several plateaus). Tuning the QPC to a conductance below e^2/h corresponds to partially opening a single (spin polarized) electronic channel. We extract its ‘intrinsic’ transmission probability τ essentially by applying a large dc bias voltage ($\sim 50 \mu\text{V}$) that suppresses the Kondo and Coulomb conductance renormalizations, such that $\tau \simeq Gh/e^2$.

The precise procedure is now described in more details. For characterizing QPC _{i} ($i \in \{1, 2, 3\}$), we close QPC _{$j \neq i$} ($G_{j \neq i} = 0$) and tune a continuous lateral gate on the other side of the metallic island in the middle of a very broad conductance plateau for which two edge channels are perfectly transmitted (the yellow gate in Fig. S1 for $i \in \{1, 3\}$, the uncolored gate for $i = 2$). Note that the small capacitive crosstalk effect on the characterized QPC is compensated (see next section). A very well defined and voltage independent (in the probed range) $h/2e^2$ resistor is therefore in series with QPC _{i} , as schematically represented in Fig. S2A. Applying a dc voltage V_{dc} across the whole device suppresses the low bias dynamical Coulomb blockade reduction of G_i (see e.g. [42] for a theoretical description of dynamical Coulomb blockade), as can directly be seen Fig. S2B. The ‘intrinsic’ transmission probability τ_i is here identified with the differential conductance G_i measured at large bias voltage (compared to E_C/e). The corresponding $G_i(V_{\text{dc}})$ data at $T = 18$ mK are shown as continuous lines in Fig. S2B for the different device settings (black, red, blue for $i = 1, 2, 3$, respec-

tively). In practice, we extract τ_i from the average of $G_i(V_{\text{dc}})$ in the range $|V_{\text{dc}}| \in [45, 51] \mu\text{V}$ (grey bands in Fig. S2B). This choice reflects a good compromise between completely suppressing the dynamical Coulomb blockade renormalization (large enough $|V_{\text{dc}}|$) and making sure that the energy dependence of the intrinsic τ_i remains negligible (small enough $|V_{\text{dc}}|$). Note that the symmetry between QPCs was finely adjusted directly from the conductances measured in the 3CK configuration at the specific temperature $T = 18$ mK. At large $|V_{\text{dc}}| \gtrsim 20 \mu\text{V}$, visible differences develop both between QPCs as well as between opposite voltages for the same QPC. We attribute these differences to the small but non-negligible energy dependence of τ_i , which effectively results in an experimental uncertainty on the determination of its absolute value. The corresponding uncertainty is estimated from the standard error $\Delta\tau$ on the mean value τ determined from the six measurements $G_{1,2,3}(V_{\text{dc}} \in \pm[45, 51] \mu\text{V})$ (three QPCs tuned symmetric at low bias, each measured separately for large positive and negative bias voltages). The mean τ are shown as horizontal dashed lines in Fig. S2B. The extracted values of $\tau_{1,2,3}$, τ and $\Delta\tau$ are recapitulated in the table shown Fig. S2C. Figures S2D,E,F display $\tau_{1,2,3}$ as symbols versus the voltage $V_{1,2,3}^{\text{qpc}}$ applied on one side of the split gate controlling QPC_{1,2,3}, respectively. In order to illustrate the regular gate voltage dependence, continuous traces in the same panels display gate voltage sweeps of the corresponding QPC conductance, with an essentially suppressed dynamical Coulomb blockade renormalization (short-circuiting the island in panels D,E; with a dc voltage of $-50 \mu\text{V}$ in panel F).

Capacitive crosstalk corrections. Each QPC is slightly impacted by the gate voltages applied to control the other QPCs. Thanks to a distance of several microns this capacitive crosstalk is relatively small. Typically, changing the voltage on the other QPCs’ split gates has an effect 100 times smaller than directly changing the voltage of the split gate used to form the considered QPC. Although small (the effect on τ is at the most, and generally well below, 0.05), these capacitive crosstalk corrections were straightforwardly calibrated and systematically corrected for, in order to best preserve the QPCs symmetry. Typically, spanning τ on one QPC amounts to gate voltage variations below 0.1 V, resulting in crosstalk corrections smaller than 1 mV on the other QPCs split gate.

Renormalized channel conductance. Here we detail the relation between individual QPC conductances and the currents and voltages across the whole ‘charge’ Kondo device. Applying a small voltage V_1 ($eV_1 < k_B T/2$) on the large voltage biased electrode feeding QPC₁ (see Fig. S1), we measure the current I_1 flowing through QPC₁ toward the large grounded

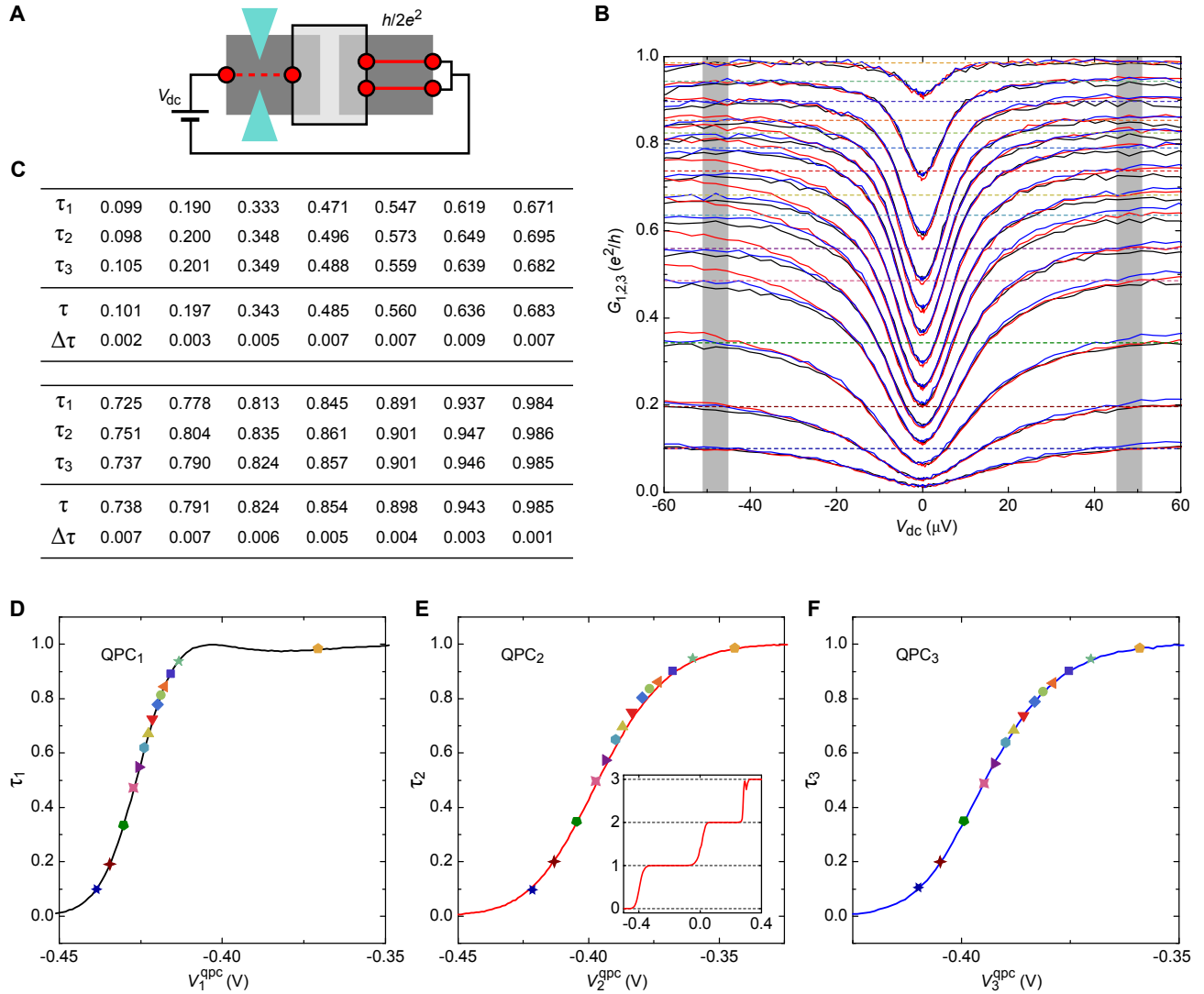


Fig. S2. **QPCs characterization.** **A**, Schematic circuit used to determine $\tau_{1,2,3}$: a large bias voltage is applied to the characterized QPC in series with a known resistance $h/2e^2$. **B**, Conductance of the QPCs measured at $T = 18$ mK versus dc voltage (continuous lines, black for QPC₁, red for QPC₂ and blue for QPC₃), in the configuration shown in (A) with the series resistance subtracted. The low bias conductance dips result from the dynamical Coulomb blockade, while the high bias plateaus correspond to the ‘intrinsic’ transmission probabilities $\tau_{1,2,3}$. **C**, The ‘intrinsic’ transmission probabilities $\tau_{1,2,3}$ at the experimental set points used in the main text are defined as the average of the QPCs conductance on the large bias ranges $\pm[45 \mu\text{V}, 51 \mu\text{V}]$ (grey areas in (B)). The individual transmission probabilities $\tau_{1,2,3}$ are averaged to give τ (horizontal colored dashed lines in (B)) and the estimated uncertainty $\Delta\tau$ (the standard error on the mean value τ calculated from six measurements, at negative and positive bias voltage for the three QPCs). **D**, **E**, **F**, The ‘intrinsic’ transmissions $\tau_{1,2,3}$ of the QPCs are plotted as symbols versus the voltage $V_{1,2,3}^{\text{QPC}}$ applied on one side of the corresponding split gate. The continuous lines are measured using the lateral characterization gates to short-circuit the metallic island for (D),(E), or with $h/2e^2$ in series (see (A)) at an applied bias voltage $V_{\text{dc}} = -50 \mu\text{V}$ for (F). The inset in (E) shows QPC₂ conductance over a larger gate voltage range including several plateaus, which illustrates the broad separation between channels.

electrodes on the other sides of QPC₂ and QPC₃. From Kirchoff’s laws, $I_1/V_1 = 1/(1/G_1 + 1/(G_2 + G_3))$. Repeating the same procedure for the three QPCs (in practice this is done simultaneously using lock-in techniques), allows us to extract the individual values of G_1 , G_2 and G_3 as long as the three conductances are non-zero, in the 3CK configurations. Note that in the 2CK configurations ($G_2 = 0$), the redundant

measurements $I_1/V_1 = I_3/V_3 \equiv G_{1,3}/2$ do not allow us to extract separately G_1 and G_3 .

Data reproducibility. The experimental data shown in Fig. 2, 3, 4 and 6 are extracted from the average of the conductance at degeneracy ($\delta V_g = 0$) obtained from many Coulomb peaks. Considering only the symmetric 2CK and 3CK device configurations, a total of 6074

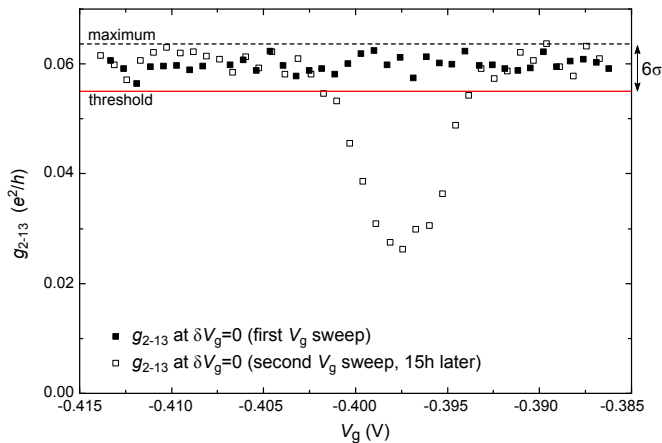


Fig. S3. **Data analysis.** The device conductance through QPC₂ ($g_{2-13} \equiv 1/(1/G_2 + 1/(G_1 + G_3))$), measured at charge degeneracy ($\delta V_g = 0$) for $\tau_{1,2,3} \approx 0.1$ and $T \approx 12$ mK, is plotted as symbols versus gate voltage V_g at the consecutive peak maximums. The same V_g sweep (a 1h long measurement) is repeated twice with a 15h time interval. The data points below the statistical threshold shown as a red continuous line are automatically discarded.

conductance peaks were measured, corresponding in average to 27 peaks per displayed data point. This allowed for the automatic detection and exclusion of statistically anomalous measurements (of statistical probability $\lesssim 1\%$ assuming a gaussian distribution). The excluded measurement artifacts and the automatic procedure are illustrated in Fig. S3. Symbols represent measurements of the maximum peak conductance (at $\delta V_g = 0$) across the whole device when the current is injected from the electrode connected to QPC₂ ($g_{2-13} \equiv 1/(1/G_2 + 1/(G_1 + G_3))$). The data points obtained by sweeping the gate voltage (V_g) at $T \approx 12$ mK and $\tau \approx 0.1$ are plotted versus V_g at the position of the consecutive peak maximums. The same sweep was performed twice with a 15h time interval. While in the first sweep (full symbols) all the maximum peak conductances are at similar values, the second sweep (open symbols) shows a pronounced dip of the measured conductance maximums for $V_g \in [-0.402, -0.393]$ V. Such non-reproducible experimental artifacts are attributed to the activation of charge fluctuators in the device vicinity. In order to discard such dip artifacts, we automatically remove all peak measurements whose conductance is more than six times the expected standard deviation (from instrumental noise, separately calibrated) below the highest measured value. The highest value and the corresponding lower threshold are shown in Fig. S3 as a black dashed line and a red continuous line, respectively.

Power-law exponent of crossover temperature.

This section concerns the experimental determination of the power-law exponent γ describing the increase of the crossover temperature T_{co} versus the charge pseudospin energy splitting ΔE (Fig. 5D,E). We provide here the explicit device settings criteria used to restrict the analysis where such power-law behavior is expected. Two additional criteria complement the already mentioned low temperatures corresponding to the universality regime ($T \leq 12$ mK $< E_C/20 \approx 15$ mK): (i) The power-law dependence only applies in the limit of small energy splitting ΔE , as directly seen from the generalized expression of T_{co} for the crossover from 2CK quantum criticality given by Eq. S7. In practice, we only considered the settings of τ for which $\Delta E < E_C/3 \approx k_B \times 100$ mK (corresponding to a maximum of 9% relative deviation of T_{co} from the power-law dependence). (ii) The Kondo temperature must be sufficiently high with respect to T . Indeed, a universal crossover flow is generally expected only in the limit $T, T_{co} \ll T_K$. Specifically, a too large difference between $G_{1(2),3}(\delta V_g = 0)$ and $G_{2CK(3CK)}$ (which occurs if T_K is not large enough compared to T) results in a non-negligible gate voltage shift of the crossing point $G_{1(2),3}(\delta V_g) = G_{2CK(3CK)}/2$. As the gate voltage at the crossing point is used to extract $T_{co}(\Delta E)$, such a shift would translate into an experimental error. In practice, we therefore only considered the settings of τ for which $|1 - G_{1(2),3}(\delta V_g = 0, T)/G_{2CK(3CK)}| < 0.25$.

SUPPLEMENTARY TEXT

Model, predictions and super-ballistic observation

Multichannel ‘charge’ Kondo model. The mapping of the circuit Hamiltonian in the weak coupling limit to an anisotropic Kondo model is here made explicit, following [29]. The circuit Hamiltonian for a metallic island coupled through N single-channel point contacts to N different leads is usually written [29,32]:

$$H = H_I + \sum_{i=1}^N (H_{Li} + H_{QPCi}) + E_C \left(\frac{\hat{Q}}{e} - \frac{Q_0}{e} \right)^2, \quad (S1)$$

with H_I (H_{Li}) the Hamiltonian describing the electron continuum in the island (in the lead i), \hat{Q} the island charge operator, Q_0 a gate voltage dependent charge offset, and H_{QPCi} the Hamiltonian describing the electron transfers between island and lead i (across QPC _{i}):

$$H_{QPCi} = t_i \sum_{k,k'} c_{Ik'}^+ c_{Lik} + H.c., \quad (S2)$$

where $c_{Ik'(Lik)}$ is the electron annihilation operator in the island (lead) associated with the conduction channel

across QPC_{*i*} and t_i the coupling coefficient (here assumed independent of L_{ik} and I_{ik}'). Introducing the electrons' 'localization pseudospin-1/2' (s_i) between island (pseudospin state \downarrow) and lead i (pseudospin state \uparrow), and regarding the island's charge \hat{Q} as an independent macroscopic quantum degree of freedom (which is valid in the continuous density of states limit, see e.g. [32] for a specific discussion), the circuit Hamiltonian reads (see [20,29,32] and also [43]) :

$$H = H_I + \sum_i [H_{L_i} + N_e t_i (S^+ s_i^- + S^- s_i^+)] + E_C \left(\frac{\hat{Q}}{e} - \frac{Q_0}{e} \right)^2, \quad (\text{S3})$$

with $S^\pm = \sum_Q |Q \pm 1\rangle \langle Q|$, $s_i^\pm = (1/N_e) \sum_{k,k'} c_{L_{ik}}^\pm c_{I_{ik}'}$, $N_e \equiv \sqrt{\sum_{k,k'}} c_{L_{ik}}^\pm c_{I_{ik}'}$ the effective number of electrons, and $s_i^- = (s_i^+)^\dagger$. For small enough coupling coefficients t_i , the term proportional to E_C in eqs S1 and S3 effectively freezes out all island's charge states in the limit $T \ll E_C/k_B$, except for the two of lowest energy (tuned at degeneracy in the Kondo regime). In this low-temperature limit, the charge states of the island therefore reduce to a pseudospin S of 1/2, which is flipped by tunneling onto or off the island at each of the QPCs. The terms of the form $S^+ s_i^-$ in Eq. S3 indeed describes a spin exchange between the Kondo impurity charge pseudospin-1/2 and the localization pseudospin-1/2 of the electrons in continuum i . Note that the Kondo exchange is here proportional to t_i , in contrast with spin Kondo devices based on small quantum dots where spin flips result from virtual, second-order processes. Furthermore, the last term in Eq. S3 reduces to a Zeeman splitting ΔE of the charge pseudospin of 1/2, with an effective magnetic field that is simply proportional to the gate voltage detuning δV_g from charge degeneracy ($\Delta E = 2E_C |\delta V_g| / \Delta$, for $|\delta V_g| < \Delta/2$ with Δ the gate voltage period of Coulomb oscillations) [29]. Note that this corresponds to the anisotropic Kondo model, since there is no component $S^z s_i^z$ (in contrast to Eq. 1, where the coupling coefficient J is assumed identical for the x , y and z components). This anisotropy of the coupling is irrelevant in the renormalization group sense as it disappears in the low-temperature limit [13]. At $T \sim E_C/k_B$, the thermal activation of additional charge states effectively breaks the charge pseudospin-1/2 mapping, and thereby provides a high energy cutoff for Kondo physics (for a specific NRG study, see section "charge' Kondo universality' and Fig. S4). Note finally that the experimentally probed electrical conductances across the charge Kondo electronic channels are connected, in usual Kondo language, to two-particle correlation functions (see [34,35] and also [43–45]). Those correlation functions were calculated exactly at the fixed point by Ludwig and Affleck using conformal field theory [14] and, for the

2CK model, as a full function of temperature via NRG in [20]. In contrast, for previous spin 2CK nanostructures based on small quantum dots [2,5] the conductance is proportional to the single-particle \mathcal{T} matrix [16].

Multichannel Kondo physics with strongly coupled contacts. Beyond weakly coupled QPCs, quantum fluctuations compete with the freezing of higher energy charge states, which can break the direct mapping of the two lowest energy charge states on a Kondo pseudospin $S = 1/2$ (note that charge quantization breakdown is found and predicted only close to the ballistic limit, see [31] for an experimental exploration). Nevertheless, even for nearly ballistic contacts, where many charge states coexist in a quantum superposition, the low-temperature physics at the degeneracy point ($\delta V_g = 0$) as well as the crossover flow from quantum criticality should be universal, indistinguishable from what one expects from the standard $S = 1/2$ multichannel Kondo model. This was shown in [15], in particular by mapping the circuit Hamiltonian derived for two nearly ballistic channels onto the Hamiltonian obtained by Emery and Kivelson [7] for the anisotropic two-channel Kondo model in the Toulouse limit (see below Eq. 53 of [15]). It is also attested by the identical expression for the universal conductance flow $\tilde{G}_{2\text{CK}}(T/T_{\text{co}})$ for the crossover from 2CK quantum criticality (given by Eq. S4 with $T/T_K = 0$) derived analytically in both the opposite tunnel and nearly ballistic limits (Eq. 6 in [20] and Eq. 38 in [30], respectively). Besides these limits, the general case of arbitrary coupling strength was studied numerically (see e.g. [20,32] and section "charge' Kondo universality'"), further corroborating the robust Kondo character including in the presence of strongly coupled contacts.

Non-Fermi liquid temperature exponents. For $N \geq 2$ Kondo channels and a Kondo impurity of spin $S = 1/2$, observables are naively expected to display the dominant temperature power-law $T^{2/(N+2)}$ in the vicinity of the NCK fixed point (see e.g. [13] and references therein). This is however not necessarily the case : different power laws can arise e.g. for observable involving operators in the charge or spin sectors [13] or due to a vanishing first order development near the fixed point.

For 2CK ($N = 2$), the Kondo channels conductance in the present 'charge' implementation is predicted to scale linearly ($\Delta G \propto T$), and not as the naively expected \sqrt{T} . This prediction was obtained both analytically in the case of a nearly ballistic channel (see Eq. A9 in [30], the specific discussion in Methods of [6], and Eq. S4 with $T_{\text{co}} = 0$), and from recent NRG calculations starting from the opposite limit of a tunnel contact [20]. Note the difference with the conductance in previous spin 2CK implementations with small quantum dots, where the naively expected \sqrt{T} was predicted and observed [2,5]. Indeed, the

conductance in these spin Kondo devices is proportional to the single-particle \mathcal{T} matrix [16], whereas in the ‘charge’ implementation it relates to two-particle correlation functions (see [35] and also [43, 45], or Eq. S10). After submission of this manuscript, three new works calculating the 2CK power law dependence of the conductance in the ‘charge’ Kondo implementation with different methods appeared (see [35] and also [43, 45]) : a linear behavior is also found in [35] and [43, 45] (a different T^2 scaling initially obtained in the published article [45] was subsequently corrected in an Erratum and also in the second arXiv version).

For 3CK ($N = 3$), the naively expected $T^{2/5}$ is precisely reproduced by the new NRG calculation of the universal ‘charge’ Kondo conductance curve shown Fig. 4B,C. This is best seen by plotting in a log-log scale the difference ΔG between this NRG curve and the predicted 3CK fixed point $G_{3\text{CK}} = 2 \sin^2(\pi/5) e^2/h$, as shown Fig. S5. Note that the new preprint [43] finds a different power law $T^{4/5}$. However, the general prediction $T^{4/(N+2)}$ of [43] for arbitrary N also seems in contradiction with previous calculations in the large N limit of the frequency dependence at zero temperature $\omega^{2/(N+2)}$ (see eqs D30 and D11 in appendix D of [44]), which instead correspond to the naively expected power law also predicted here by NRG for $N = 3$. In practice, we chose in the manuscript to keep using the NRG prediction $T^{2/5}$, that precisely matches the naive expectation. From an experimental stand point, although the data is closer to $T^{2/5}$, it does not allow to unambiguously rule out $T^{4/5}$ due to the relatively large uncertainty combined with the possibility that observing $T^{4/5}$ requires approaching even closer of the fixed point.

\mathbb{Z}_N parafermions. As a guide to the reader, we point out the particularly accessible discussion in the last paragraph of [43], which complements the original works [7,9]. The authors of [43] relate the non-Fermi liquid character of the N -channel Kondo fixed point ($N \geq 2$) to the \mathbb{Z}_N parafermionic theory describing the renormalization flow at the generalized Toulouse point. The parafermion charge $e \times (2N - 2)/(N + 2)$ is mentioned and a connection is made with the zero temperature residual entropy at the NCK fixed point ($S = \ln(2 \cos[\pi/(N + 2)])$), as indicated in e.g. [13] and as also explicitly confirmed in the present context by our NRG calculations).

2CK conductance in near ballistic, low temperature limit ($k_B T \ll E_C$, $1 - \tau_{1,3} \ll 1$). Here, we provide the theoretical expression used to calculate the conductance displayed as a continuous line in Fig. 1C and the universal crossover curve $\tilde{G}_{2\text{CK}}(T/T_{\text{co}})$ shown as a thick dashed line in Fig. 5B. In addition, one can derive from this formula the quantitative theoretical expression of T_{co} for the crossover from 2CK quantum criticality for arbitrary

δV_g at $1 - \tau \ll 1$ (used in Fig. 5B), and also the 2CK non-Fermi liquid scaling exponent for the conductance $\Delta G \propto T/T_K$ at $\delta V_g = 0$ and $\tau_1 = \tau_3 \equiv \tau$ (Fig. 3), together with the tested functional form $T_K \sim E_C/(1 - \tau)$ (bottom right inset of Fig. 3). The analytical prediction of eqs 38, 26 and A9 in [30] give for the overall conductance g_{1-3} across the two connected QPC_{1,3} both set to be nearly ballistic, but not necessarily to identical tunings, and for low temperatures $T \ll E_C/k_B$:

$$g_{1-3} = 1/(1/G_1 + 1/G_3) \\ = \frac{e^2}{2h} \left[1 - \frac{T}{T_K^*} - \int_0^\infty \frac{\cosh^{-2}(x)}{1 + (2xT/T_{\text{co}})^2} dx \right], \quad (\text{S4})$$

with

$$T_K^* = \frac{16E_C/(k_B \pi^3 \exp(\mathbf{C}))}{2 - \tau_1 - \tau_3 + 2\sqrt{(1 - \tau_1)(1 - \tau_3)} \cos(2\pi\delta V_g/\Delta)}, \quad (\text{S5})$$

$$T_{\text{co}} = \frac{2 \exp(\mathbf{C}) E_C}{\pi^2 k_B} \times \\ (2 - \tau_1 - \tau_3 - 2\sqrt{(1 - \tau_1)(1 - \tau_3)} \cos(2\pi\delta V_g/\Delta)), \quad (\text{S6})$$

where $\mathbf{C} \simeq 0.5772$ is the Euler-Mascheroni constant and Δ the gate voltage period of Coulomb oscillations. Note that the numerical prefactor for the scaling Kondo temperature T_K^* in Eq. S5 does not precisely correspond to the convention used in the main article, which is based on the knowledge of the full renormalization flow only accessible through NRG methods (see next section for further discussion). For two symmetric channels $\tau \equiv \tau_1 = \tau_3$ and at charge degeneracy $\delta V_g = 0$, one finds $T_{\text{co}} = 0$ and $T_K^* \propto E_C/(1 - \tau)$. The low temperature criteria $T \ll E_C/k_B$ therefore implies that Eq. S4 is valid only in the asymptotic regime $T \ll T_K^*$, where $\Delta G \propto T$. The universal 2CK crossover curve for the conductance per channel $\tilde{G}_{2\text{CK}}(T/T_{\text{co}})$ (thick dashed line in Fig. 5B) corresponds to $2g_{1-3}$ as given by Eq. S4 in the limit of negligibly small T/T_K^* . Importantly, the universal character of $\tilde{G}_{2\text{CK}}$ is attested by the fact that the exact same expression was obtained in the opposite limit of tunnel contacts $\tau_{1,3} \ll 1$ (Eq. 6 in [20]). For two symmetric channels $\tau \equiv \tau_1 = \tau_3$ at arbitrary charge degeneracy δV_g , the crossover temperature simplifies into :

$$T_{\text{co}} = 8 \exp(\mathbf{C}) E_C (1 - \tau) \sin^2(\pi\delta V_g/\Delta) / (k_B \pi^2), \quad (\text{S7})$$

which was used to plot the data versus T_{co}/T in the right side of Fig. 5B. Note that the generically expected quadratic dependence of T_{co} with the parameter-space distance to the 2CK quantum critical point is recovered for both small $\delta V_g \ll \Delta$ and small $\Delta\tau \equiv \tau_1 - \tau_3 \ll 1 - \langle \tau_{1,3} \rangle$. The continuous line in Fig. 1C corresponds to the conductance $G_{1,3} = 2g_{1-3}$ calculated with eqs S4, S5, S7 using the separately characterized values $\tau_1 = \tau_3 = 0.9$, $T = 7.9$ mK, $E_C = k_B \times 0.3$ K and

$\Delta = 0.7 \text{ mV}$, without any fit parameters.

Kondo temperature versus model parameters.

Here, we discuss the relationship between scaling/Kondo temperature and microscopic model parameters τ and E_C , with a specific focus on the existence of a power-law divergence at a critical setting $\tau = \tau_c$. The first characteristic of the Kondo temperature T_K is that it corresponds to the scaling temperature in the universal renormalization flow regime. With such a definition alone, the multiplicative factor of $T_K(\tau, E_C)$ is an arbitrary constant value. Following standard practice [46], this factor is set such that $G_{1(2),3}(T = T_K) = G_{2\text{CK}(3\text{CK})}/2$. The Kondo temperature therefore also corresponds to the characteristic temperature scale at which Kondo physics develops when starting with a weak Kondo coupling (e.g. $\tau \ll 1$). Beyond initially weak Kondo couplings, $G_{2\text{CK}(3\text{CK})}/2$ may not be within the explored range of renormalized conductances (e.g. for large τ). However, the scaling Kondo temperature T_K can always be adjusted by matching the data in the universality regime ($T \ll E_C/k_B$) with the full universal curve obtained by NRG starting from a weak tunnel coupling. The definition of T_K as the scaling Kondo temperature allows for values possibly much larger than E_C/k_B . In such cases, T_K does not correspond to the temperature scale at which Kondo physics develops since the universal Kondo regime only takes place well below the high-energy cutoff E_C . For 2CK, Matveev and Furusaki predict in [30] that $T_K(1 - \tau \ll 1, E_C) \propto E_C/(1 - \tau)$, where $\tau_c = 1$ (see previous section). Note that a peaked Kondo temperature at a specific Kondo coupling setting was subsequently predicted for 2CK in [32,35]. In general (beyond 2CK), the power-law scaling of T_K at $|\tau - \tau_c| \ll 1$ can be obtained assuming that the Kondo temperature T_K diverges at a critical transmission probability τ_c (in agreement with experimental observation, see insets in figs 3 and 4B). Expanding linearly the channels conductance for $|\tau - \tau_c| \ll 1$, one finds at $T \ll E_C/k_B$:

$$G_i(T) = G_{\text{NCK}} \times (1 + A(\tau - \tau_c)(k_B T/E_C)^\alpha), \quad (\text{S8})$$

with A a multiplicative factor of order 1, G_{NCK} the NCK low-temperature conductance fixed point, and α the temperature exponent for the conductance when approaching the Kondo fixed point ($\alpha = 1$ for 2CK, $\alpha = 2/5$ for 3CK). Comparing with the low-temperature Kondo scaling $G_i(T) - G_{\text{NCK}} \propto (T/T_K)^\alpha$, where all microscopic parameters are encapsulated in T_K , directly gives

$$T_K(|\tau - \tau_c| \ll 1) \propto E_C |\tau - \tau_c|^{-1/\alpha}. \quad (\text{S9})$$

This prediction, which is novel for 3CK, is shown as continuous lines in the insets of Fig. 3 using the corresponding theoretical values of α . A close agreement is observed with the data.

Asymptotic crossover limit $\tilde{G}_{\text{NCK}}(T_{\text{co}}/T \ll 1)$. Here we derive the asymptotic functional form at $T_{\text{co}}/T \rightarrow 0$ (close to quantum criticality) of the universal conductance curve $\tilde{G}(T_{\text{co}}/T)$ describing the crossover from NCK Kondo quantum criticality induced by breaking the degeneracy of the charge Kondo pseudospin ($\Delta E \neq 0$, $\Delta\tau = 0$, $T \ll T_K$). These asymptotic functional forms are shown for 2CK and 3CK as grey dash-dotted lines in the right side of Fig. 5B and Fig. 5C, respectively. The limit $T_{\text{co}}/T \rightarrow 0$ corresponds to very small gate voltage detuning $\delta V_g/\Delta \ll 1$ (Δ being the gate voltage period). Although the physics is dominated by non-Fermi liquid scalings induced by the NCK quantum critical point, the expansion at $T \neq 0$ of the physical conductance observable with respect to δV_g is regular (analytic), as finite temperature regularizes infrared divergences in the corresponding coefficients. From the even symmetry between positive and negative detunings δV_g , the first term in this expansion is quadratic in δV_g . In the presently considered regime $T \ll T_K$, this reads $\Delta G \equiv G(\delta V_g \rightarrow 0) - G_{\text{NCK}} \propto \delta V_g^2$. On the other hand, we generally know that $G(T \ll T_K, \delta V_g)$ can be reduced to a universal function \tilde{G}_{NCK} of the rescaled temperature T/T_{co} (for $T_{\text{co}} \ll T_K$). Moreover, using the analogy between Zeeman splitting of a magnetic impurity and charge pseudospin energy detuning ($\Delta E \propto \delta V_g$), conformal field theory predicts that the crossover temperature scales as $T_{\text{co}} \propto \delta V_g^{(N+2)/N}$ in the limit of small δV_g (see e.g. [13]). By direct identification, one immediately deduces the power-law asymptotic behavior $\tilde{G}_{\text{NCK}}(T_{\text{co}}/T \ll 1) - G_{\text{NCK}} \propto (T_{\text{co}}/T)^{2N/(N+2)}$. At 2CK, this expression reduces to a linear asymptotic scaling $\tilde{G}_{2\text{CK}}(T_{\text{co}}/T \ll 1) - e^2/h \propto (T_{\text{co}}/T)$, in agreement with the full analytical prediction (Eq. S4, see right side of Fig. 5B). At 3CK, the above asymptotic expression reduces to $\tilde{G}_{3\text{CK}}(T_{\text{co}}/T \ll 1) - G_{3\text{CK}} \propto (T_{\text{co}}/T)^{6/5}$, in agreement with novel NRG calculations (see right side of Fig. 5C).

Super-ballistic conductance. NRG calculations directly show that the emergence of a super-ballistic single-channel conductance follows from the Kondo model. It arises along the non-monotonous renormalization flow towards the 1CK fixed point, when considering the conductance observable in the present ‘charge’ implementation. Note that a similar observation (although less substantial) was previously made when investigating the ‘charge’ Kondo renormalization flow with two channels (see Methods in [6] for a specific discussion). Experimentally, the opening of a second channel across QPC₂ could, in principle, provide a simple explanation for the measurement of a conductance G_2 above e^2/h . However this simple explanation can be directly ruled out, without the need to invoke the NRG confirmation. Firstly, the second and third (inner) quantum Hall edge channels that could pos-

sibly be transmitted across QPC₂ (the experiment is performed at filling factor $\nu = 3$) are completely reflected, by a large margin, when the first (outer) quantum Hall edge channel is partially transmitted. This is evidenced by the very broad (0.25 V in split gate voltage V_2^{qpc}) and very flat e^2/h plateau, which separates the full opening of the first channel from the point where the second channel starts to open (see inset of Fig. S2E). Secondly, this e^2/h plateau is very robust up to energies much higher than the charging energy $E_C \simeq 26 \mu\text{eV}$ that sets an upper bound for Coulomb and Kondo effects: We checked the plateau robustness up to a dc voltage of $V_{\text{dc}} \simeq 70 \mu\text{V}$ applied directly across QPC₂ (we did not try higher values), and found that the plateau remains very precisely at $G_2 = e^2/h$. Moreover, we find that a QPC initially completely closed stays closed even in the presence of the charge Kondo effect (here with two symmetric channels as shown with the $G_2 = 0$ data in Fig. 6, and also with two asymmetric channels in the previous ‘charge’ Kondo experiment described in [6]). In fact, the conductance of a channel that is initially (at high T) less coupled to the island than the other ones is found and predicted to be systematically further suppressed as temperature is reduced (e.g. an hypothetical weakly transmitted second channel across QPC₂, despite the above evidences that there is no such second channel). In contrast, we observe here a large G_2 overshoot, of up to $+0.25e^2/h$ above the free electron quantum limit e^2/h . We now list the specific QPC tunings of $\tau_{1,2,3}$ for which we found a super-ballistic conductance G_2 in Fig. 6 (in the explored temperature range, only including data points for which the statistical uncertainty on G_2 is smaller than $0.1e^2/h$, and with the discrete settings of τ_2 in the indicated ranges as given Fig. S2C): at $\tau_{1,3} \simeq 0.1$ for $\tau_2 \in [0.79, 0.94]$; at $\tau_{1,3} \simeq 0.20$ for $\tau_2 \in [0.64, 0.98]$; at $\tau_{1,3} \simeq 0.34$ for $\tau_2 \in [0.68, 0.98]$; at $\tau_{1,3} \simeq 0.48$ for $\tau_2 \in [0.74, 0.98]$; at $\tau_{1,3} \simeq 0.56$ for $\tau_2 \in [0.79, 0.98]$; at $\tau_{1,3} \simeq 0.64$ for $\tau_2 \in [0.82, 0.98]$; at $\tau_{1,3} \simeq 0.68$ for $\tau_2 \in [0.85, 0.98]$; at $\tau_{1,3} \in \{0.74, 0.79\}$ for $\tau_2 \in [0.90, 0.98]$; at $\tau_{1,3} \in \{0.82, 0.85\}$ for $\tau_2 \in \{0.94, 0.98\}$; at $\tau_{1,3} \in \{0.89, 0.94\}$ for $\tau_2 \simeq 0.98$.

Numerics

Numerical renormalization group calculations. Numerical calculations of the universal 2CK and 3CK conductance presented in figs 4,5,6 were performed using a variant of Wilson’s numerical renormalization group (NRG) technique (see e.g. [18] and [47]), adapted to treat the multichannel charge-Kondo Hamiltonian, Eq. S1, in the limit where the island charging energy E_C is the largest energy scale in the problem (including the conduction electron half-bandwidth D ; the effect of $E_C < D$ is discussed in the next section). In this case, the two charge states of the island of lowest energy form a pseudospin-

$1/2$, while the other charge states can be ignored whatever the QPCs’ connection strengths. The resulting anisotropic multichannel Kondo model (Eq. S3 including only the two lower charge states) is solved non-perturbatively with NRG. The conduction electron density for each of the N channels is discretized logarithmically and the system is then mapped onto a 1-dimensional model in which the Kondo pseudospin is connected to one end of the bundle of N semi-infinite ‘Wilson chains’. The renormalization group character of the problem is revealed by iterative diagonalization of the chain: the physics at successively lower energy scales is probed at each step as high-lying states are iteratively eliminated. The computational complexity of an NRG calculation scales exponentially with the number of channels, N . Consequently, although standard NRG methods could still be used for 2CK (Fig. 4A,C), the charge-3CK model would have been essentially intractable (large symmetries are broken due to the spin anisotropy inherent to the charge-Kondo setup, and further reduced in the vicinity of the critical point by channel asymmetry and gate detuning of charge degeneracy). This limitation was overcome by using for the 3CK calculations (shown figs 4B,C, 5C and 6) the recently-developed ‘interleaved NRG’ (iNRG), which makes use of a modified discretization to combine the N Wilson chains into a single generalized chain [48, 49]. The experimental quantity of interest is the linear response dc differential conductance, whose accurate calculation requires further modification of the standard NRG procedure, as now briefly described. To the Hamiltonian Eq. S1 we add a time-dependent bias term to lead i , $H_{\text{bias}} = eV_i \hat{N}_{Li} \cos(\omega t)$, where $\hat{N}_{Li} = \sum_k c_{Lik}^\dagger c_{Lik}$ is the total electron number operator for lead i . Measurement of the resulting current into lead j allows determination of elements of the conductance tensor $G_{ij}(T, V_i) = d\langle \hat{I}_j \rangle_T / dV_i$. Within linear response $V_i \rightarrow 0$, we employ the Kubo formula [50],

$$G_{ij}(T) = \frac{e^2}{h} \lim_{\omega \rightarrow 0} \left[\frac{2\pi\hbar^2 \text{Im} K_{ij}(\omega, T)}{\hbar\omega} \right], \quad (\text{S10})$$

where the limit $\omega \rightarrow 0$ yields the desired dc conductance. $K_{ij}(\omega, T)$ is the Fourier transform of the retarded current-current correlator, $K_{ij}(t, T) = i\theta(t) \langle [\hat{N}_{Lj}(t), \hat{N}_{Li}(0)] \rangle$, where $\hat{N}_{L\alpha} = \frac{d}{dt} \hat{N}_{L\alpha}$. In NRG, $K_{ij}(\omega, T)$ is obtained directly on the real axis as an entire function of ω for any T . It is calculated using the full density matrix, established on a complete basis [51]. However, straight application of this approach is plagued by numerical instabilities: $K_{ij}(\omega, T)$ must be determined very accurately to avoid the spurious divergence of $K(\omega, T)/\omega$ on taking the $\omega \rightarrow 0$ limit. Instead, we exploit the identity $\text{Im} K_{ij}(\omega, T)/\omega = \omega \text{Im} \tilde{K}_{ij}(\omega, T)$, which we derived from equations of motion, where $\tilde{K}_{ij}(t, T) = i\theta(t) \langle [\hat{N}_{Lj}(t), \hat{N}_{Li}(0)] \rangle$. This trick is found to drastically improve the accuracy of the conductance calculation in NRG. It is especially important in the

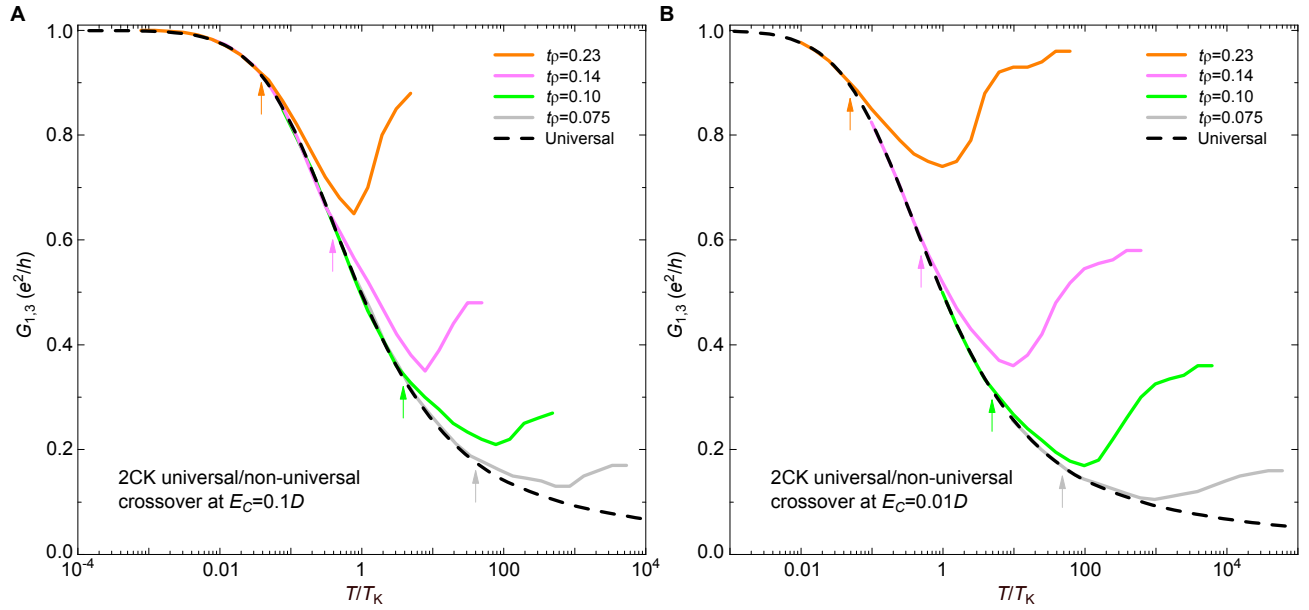


Fig. S4. **Universality criterion** at finite E_C and arbitrary QPC couplings. NRG calculations of the 2CK channels conductance $G_{1,3}$ are plotted versus rescaled temperature T/T_K . The universal conductance curve shown as a black dashed line (calculated in the regime $k_B T_K \ll D \ll E_C$, i.e. with two charge states and tunnel contacts) is compared to finite E_C calculations (colored continuous lines; $E_C = 0.1D$ in panel (A), $E_C = 0.01D$ in panel (B); including twenty charge states of the metallic island in NRG) for different settings of the normalized QPC coupling coefficient $t\rho$ (with t defined Eqs. S2,S3, and ρ the ‘effective’ electronic density of states). The universality criterion $k_B T_{\text{uni}} \equiv E_C/20$ is pointed out with vertical arrows of the same color as the corresponding NRG calculation at finite E_C .

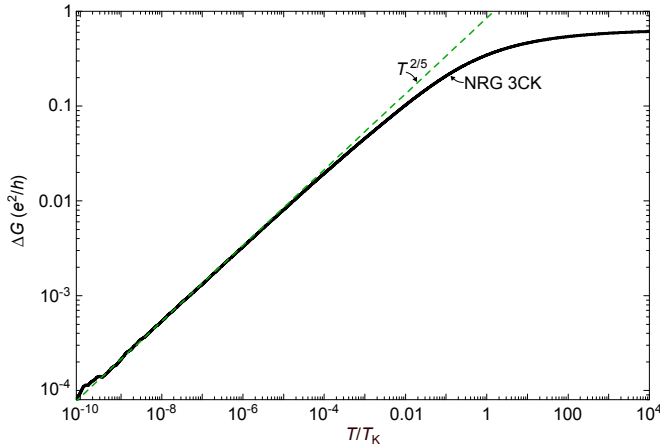


Fig. S5. **3CK non-Fermi liquid power-law.** The $T^{2/5}$ power-law (straight dashed line) naively expected near the 3CK fixed point is compared with the 3CK universal conductance curve calculated by NRG, as a function of the rescaled temperature T/T_K in a log-log scale. The black continuous line displays the difference ΔG between NRG calculation and predicted fixed point $G_{3CK} = 2 \sin^2(\pi/5) e^2/h$.

three channel case, whose fixed point conductance takes a nontrivial intermediate value (see [34] and also [43, 44]). The true ‘universal’ renormalization flow of the conductance is obtained formally in the scaling limit $k_B T_K/D \rightarrow 0$. In practice, we use $\rho t = 0.025$

($\rho \equiv N_e/2D$, $t \equiv t_{1,(2),3}$) yielding $T_K \sim 10^{-15} D/k_B$. For 2CK NRG calculations, we used a discretization parameter [47] $\Lambda = 3$, retained $N_s = 10000$ states at each step, and averaged the results of $N_z = 4$ calculations. For 3CK iNRG calculations, we used $\Lambda = 3$, $N_s = 38000$, and $N_z = 3$. The three spinful channels, each with U(1) conserved charge, were interleaved, and global U(1) spin symmetry was exploited (note the inherent spin-anisotropy of the charge-Kondo setup).

‘Charge’ Kondo universality. To what extent does one recover universal Kondo physics at low temperature in the present ‘charge’ implementation : Does it depend on the channels coupling strength or on the ratio E_C/D ? How small does the temperature need to be in practice? We systematically find, based on 2CK NRG calculations, that the universal Kondo scaling curve for the conductance is accurately recovered for $T \lesssim \min(E_C, D)/20k_B$, including when the deduced scaling temperature T_K is large with respect to E_C/k_B or D/k_B . Previous calculations in [20] investigated the non-universal behavior resulting from the finite conduction electron bandwidth D , which was assumed to be much smaller than E_C . In that case, whatever the temperature and coupling strengths, only two charge states are accessible and need to be included in the calculation. Here we consider the effect of a finite island charging energy E_C in Eq. S1, which requires going beyond the spin- $\frac{1}{2}$ Kondo

paradigm. In practice, 20 charge states are taken into account in the calculations. In Fig. S4, the full universal 2CK conductance scaling curve (black dashed line; two charge states, tunnel contacts) is plotted versus T/T_K and compared to NRG calculations at finite E_C (colored continuous lines; $E_C = 0.1D$ in panel A, $E_C = 0.01D$ in panel B) for different values of the normalized QPCs coupling $\rho t \in \{0.075, 0.10, 0.14, 0.23\}$, with ρ the electronic density of states per unit energy ($\rho \equiv N_e/2D$) and t defined eqs S2,S3. The identical scaling observed for all values of t at low enough T/T_K , systematically seen also in the opposite regime $D \ll E_C$ (not shown), shows that there exists a temperature $T_{\text{uni}}(t, D, E_C)$ below which the measured channels conductance $G_i(T)$ collapses to the same universal Kondo curve when rescaled by T_K – independently of T_K/D , T_K/E_C , E_C/D or ρt . Defining T_{uni} as the temperature below which deviations from universality are smaller than $0.01e^2/h$, we find numerically $k_B T_{\text{uni}} \sim E_C/20$ for $E_C < D$, and more generally $k_B T_{\text{uni}} \sim \min(E_C, D)/20$. Vertical arrows in Fig. S4 indicate the position of $E_C/20k_B$ in rescaled temperature, with the same color code as the corresponding finite E_C NRG calculation. Note that the pronounced deviations from universality at higher temperature strongly depend on the ratio E_C/D as well as on the number of charge states included in the calculation. While we naively expect a similar universality criterion for 3CK, it should be noted that in this case two different universal curves exist on approaching from below ($\tau < \tau_c$) or above ($\tau > \tau_c$) because the critical 3CK fixed point conductance takes an intermediate value ($0 < G_{3CK} < e^2/h$).

3CK-Fermi liquid crossover. We address the crossover from 3CK quantum criticality induced by an energy splitting $\Delta E \propto \delta V_g$ of the ‘charge’ Kondo impurity. Is the universal character of the crossover curve $\tilde{G}_{3CK}(T_{\text{co}}/T)$ preserved over the full range of gate voltage detuning δV_g , like at 2CK (for 2CK see Eq. S4, derived for near ballistic channels such that $T_K \gg E_C/k_B \gg T_{\text{co}}$)? If it is the case, what is the generalized, periodic expression of T_{co} versus arbitrary detuning δV_g (for 2CK, see Eq. S7)? Here, we detail NRG calculations that establish the experimental observation of a robust universality for $\tilde{G}_{3CK}(T_{\text{co}}/T)$, for any gate voltage detuning, as well as the generalized expression for the crossover temperature $T_{\text{co}} \propto \sin^{5/3}(\pi\delta V_g/\Delta)$ (see Fig. 5C). First, the universal form $\tilde{G}_{3CK}(T/T_{\text{co}})$ shown in Fig. 5C was obtained in the standard Kondo limit (retaining just two charge states, and with $T_{\text{co}} \ll T_K$). Second, we focus on the more challenging numerical study of the relationship between T_{co} and arbitrary δV_g . This requires to directly calculate the correct form of the full Coulomb peaks (see Fig.1 and Fig. 5B,C), for which one must simulate the effect of finite δV_g over an entire charging period. This

involves including many charge states in the calculation (as in the previous section), beyond the standard Kondo model description restricted to the two lower charge states. From analysis of the temperature-dependence of the conductance for a given gate voltage δV_g within these NRG calculations, the crossover scale $T_{\text{co}}(\delta V_g)$ could be extracted directly. For 3CK, we find a robust power law $T_{\text{co}} \propto \delta V_g^{5/3}$ for small δV_g , as expected from conformal field theory. But for larger δV_g , we find marked deviations, which follow the generalized periodic form $T_{\text{co}} \propto \sin^{5/3}(\pi\delta V_g/\Delta)$, to within a numerical accuracy better than 0.5%. This is reminiscent of the periodic variation of the crossover scale in the 2CK model near perfect transmission, as derived analytically by Matveev. We note, however, that no such analytical predictions as yet exist for 3CK, since the critical point is irreducibly interacting. Interestingly, the data (both experimental and numerical) over the entire range of δV_g , when rescaled in terms of this crossover scale T_{co} , fit to the universal form $\tilde{G}_{3CK}(T/T_{\text{co}})$ – analogous to the behaviour in the 2CK case. This novel finding extends and strengthens the notion of universality in the 3CK system.

-
- [41] Jezouin, S. *et al.* Quantum Limit of Heat Flow Across a Single Electronic Channel. *Science* **342**, 601–604 (2013).
 - [42] Grabert, H. & Devoret, M. H. (eds.). *Single charge tunneling* (1992), plenum, new york edn.
 - [43] Bao, Z. & Zhang, F. Quantum Hall Charge Kondo Criticality. *ArXiv e-prints* 1708.09139 (2017).
 - [44] Yi, H. Resonant tunneling and the multichannel Kondo problem : Quantum Brownian motion description. *Phys. Rev. B* **65**, 195101 (2002).
 - [45] Pustilnik, M., van Heck, B., Lutchyn, R. M. & Glazman, L. I. Quantum Criticality in Resonant Andreev Conduction. *Phys. Rev. Lett.* **119**, 116802 (2017).
 - [46] Goldhaber-Gordon, D. *et al.* From the Kondo Regime to the Mixed-Valence Regime in a Single-Electron Transistor. *Phys. Rev. Lett.* **81**, 5225–5228 (1998).
 - [47] Wilson, K. G. The renormalization group : critical phenomena and the Kondo problem. *Rev. Mod. Phys.* **47**, 773–840 (1975).
 - [48] Mitchell, A. K., Galpin, M. R., Wilson-Fletcher, S., Logan, D. E. & Bulla, R. Generalized Wilson chain for solving multichannel quantum impurity problems. *Phys. Rev. B* **89**, 121105 (2014).
 - [49] Stadler, K., Mitchell, A., von Delft, J. & Weichselbaum, A. Interleaved numerical renormalization group as an efficient multiband impurity solver. *Phys. Rev. B* **93**, 235101 (2016).
 - [50] Izumida, W., Sakai, O. & Shimizu, Y. Many Body Effects on Electron Tunneling through Quantum Dots in an Aharonov-Bohm Circuit. *J. Phys. Soc. Japan* **66**, 717–726 (1997).
 - [51] Weichselbaum, A. & von Delft, J. Sum-Rule Conserving Spectral Functions from the Numerical Renormalization Group. *Phys. Rev. Lett.* **99**, 076402 (2007).