



**HAL**  
open science

## **Dissemination and visualisation of reference decay data from Decay Data Evaluation Project (DDEP)**

Christophe Dulieu, Mark Kellett, Xavier Mougeot

### ► **To cite this version:**

Christophe Dulieu, Mark Kellett, Xavier Mougeot. Dissemination and visualisation of reference decay data from Decay Data Evaluation Project (DDEP). ND 2016: International Conference on Nuclear Data for Science and Technology, Sep 2016, Bruges, Belgium. pp.07004, <10.1051/epjconf/201714607004>. <cea-01809229>

**HAL Id: cea-01809229**

**<https://cea.hal.science/cea-01809229v1>**

Submitted on 11 Feb 2020

**HAL** is a multi-disciplinary open access archive for the deposit and dissemination of scientific research documents, whether they are published or not. The documents may come from teaching and research institutions in France or abroad, or from public or private research centers.

L'archive ouverte pluridisciplinaire **HAL**, est destinée au dépôt et à la diffusion de documents scientifiques de niveau recherche, publiés ou non, émanant des établissements d'enseignement et de recherche français ou étrangers, des laboratoires publics ou privés.



HAL Authorization

# Dissemination and visualisation of reference decay data from Decay Data Evaluation Project (DDEP)

Christophe Duliou<sup>a</sup>, Mark A. Kellett, and Xavier Mougeot

CEA, LIST, Laboratoire National Henri Becquerel (LNE-LNHB), Bât. 602, PC 111, CEA-Saclay, 91191 Gif-sur-Yvette Cedex, France

**Abstract.** As a primary laboratory in the field of ionising radiation metrology, the Laboratoire National Henri Becquerel (LNE-LNHB), CEA Saclay, is involved in measurements, evaluations and dissemination of radioactive decay data.

Data measurements undertaken by various laboratories are evaluated by an international commission of experts (Decay Data Evaluation Project) coordinated by LNHB staff in order to establish a set of recommended decay scheme data.

New nuclide evaluations are regularly added to our website, the NUCLÉIDE database, published in the BIPM-5 Monographie series and uploaded to our web application LARAWEB, a dedicated tool for alpha and gamma spectrometry. The Mini Table of Radionuclides is produced from time-to-time with data extracted from our database.

Various publications are described, along with new search criteria and decay scheme visualisation in LARAWEB.

## 1. Introduction

Evaluation of nuclear decay data at the Laboratoire National Henri Becquerel (LNHB), CEA, began in 1974 and many publications on this topic have been released. In order to facilitate the management and distribution of these data, a computerized database called NUCLÉIDE was developed, as well as many tools for both evaluators and users.

All necessary data are stored in one single database, NUCLÉIDE, which is used as an entry point and has allowed the development of specific software to maintain and update this database. The LNHB is therefore able to offer a variety of tools related to reference nuclear decay data for users in many fields such as nuclear medicine, reactor monitoring and shielding, spectrometry, environmental studies, etc. We present some of the publications and tools we distribute, and more specifically the latest enhancements of LARAWEB which is our web application for alpha and gamma spectrometry.

## 2. Data evaluation

New or updated nuclide evaluations are regularly added to the NUCLÉIDE database through the work of evaluators from the Decay Data Evaluation Project (DDEP) [1]. These evaluations are undertaken when new measurements are published or special interest for a new nuclide emerges. All published measurements and data are analysed and compiled by a DDEP evaluator and a set of recommended decay data is established. After a review procedure among evaluators, these data are inserted in the NUCLÉIDE

database and made available to the users through multiple media: electronic files on our website, printed publications, and our web applications.

## 3. LNHB website

In the atomic and nuclear data section of our website, one can find a variety of information concerning evaluated nuclides, mainly in the form of PDF or text files. Thus, the recommended data and decay scheme relative to a nuclide, and information concerning the way the evaluation was achieved, are available as PDF files. Decay data are also available in the ENSDF file format [2] and as a simple text file. A specific PenNuc text file, intended to be used for Penelope Monte Carlo simulation, has recently been added that describes the complete decay scheme of a nuclide to be used as a radioactive source in a simulation process.

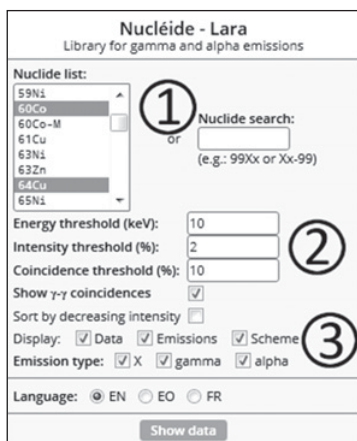
As of today, nearly 220 nuclides are available, and the website is regularly updated when new evaluations become available. The main LNHB website can be found at: <http://www.nucleide.org/> with the Atomic and Nuclear Data Section at: <http://www.nucleide.org/NucData.htm>.

## 4. Monographie BIPM-5 series

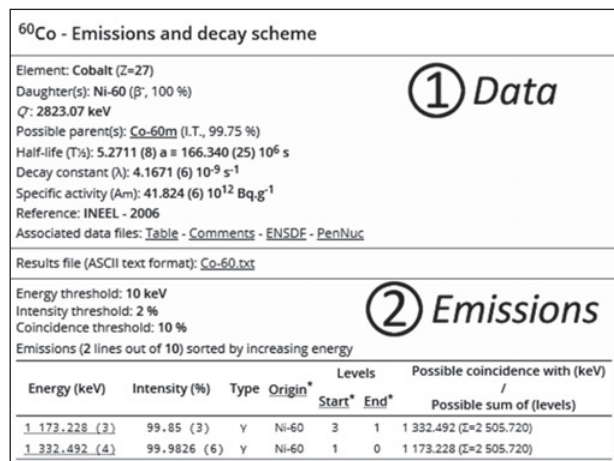
All the latest evaluated nuclides are periodically published in a printed monograph under the auspices of the BIPM (Bureau International des Poids et Mesures) [3], as well as electronically in a PDF file format available on the BIPM website [4]. The eighth volume in the series has been published by the end of 2016 and contains 32 nuclide evaluations. Comments on how these evaluations were conducted is available online as PDF files.

<sup>a</sup> e-mail: [christophe.dulieu@cea.fr](mailto:christophe.dulieu@cea.fr)

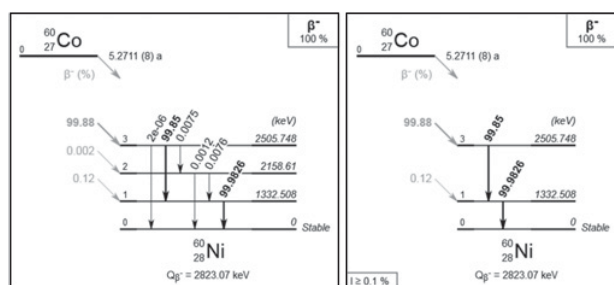




**Figure 5a.** Main LARAWEB window ①: selection of nuclides to be displayed. ②: optional thresholds settings. ③: selection of information to be displayed.



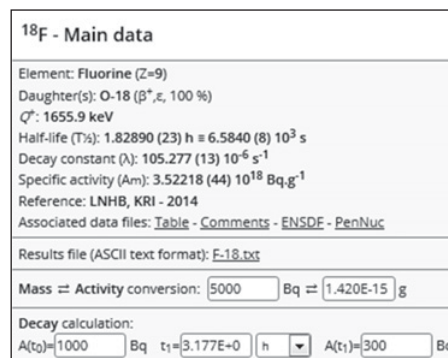
**Figure 5b.** LARAWEB data window. ①: Main data relating to the selected nuclide(s). ②: associated emissions according to thresholds.



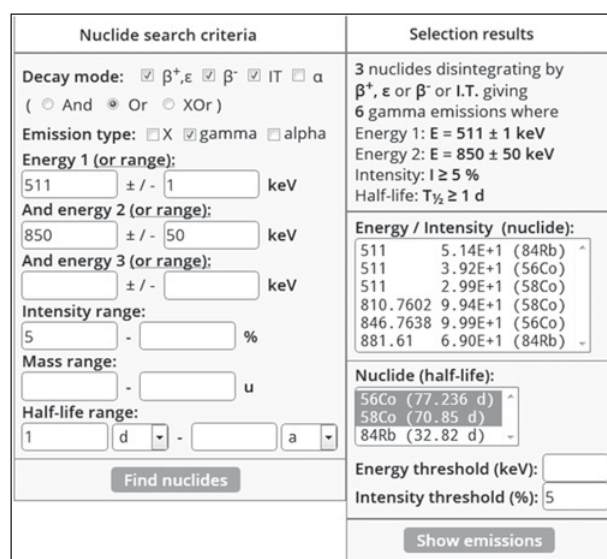
**Figure 5c.** LARAWEB decay scheme plot. Left: complete scheme. Right: reduced scheme based on selected thresholds.

according to the selected thresholds. Thus, only the most intense or energetic emissions are displayed, offering a simplified view of the decay scheme.

LARAWEB can display the possible coincidences between cascading nuclides, based on their respective intensities. This feature, combined with the possibility to plot a simplified decay scheme, makes it a convenient tool for spectrometrists.



**Figure 6.** Mass to activity conversion, and simple decay calculation tools in LARAWEB.



**Figure 7a.** LARAWEB search engine: Left: search criteria Right: corresponding nuclides, ordered by energy or half-life.

## 6.2. Conversion and decay tools

New calculation tools have also been added to the application. A mass to activity converter calculates the activity of a sample for a given mass and nuclide, considered as pure, and vice versa. A decay tool gives the activity of a nuclide after a time  $t_1$  knowing the activity at  $t_0$  or reciprocally, the time  $t_1$  needed to obtain a given activity.

## 6.3. Advanced search engine

An integrated search engine allows all nuclides to be found which correspond to a range of chosen search criteria, such as; decay mode ( $\beta^+/\epsilon$ ,  $\beta^-$ , IT,  $\alpha$ ), emission type (alpha, X or gamma), emission energies (up to three individual energies or ranges may be specified), emission intensity, mass number and half-life. The user can then select one or more nuclides amongst the resulting list in order to display the complete information. Emissions meeting the search criteria are then highlighted, along with other significantly intense emissions.

This tool can be used to quickly identify the originating radionuclide of an alpha or gamma ray in a spectrum when the energies of the peaks are known.

LARAWEB is available through the Atomic and Nuclear Data section of the LNHB website: <http://www.nucleide.org/NucData.htm> or directly at the following address: <http://www.nucleide.org/Laraweb>.

<b><sup>56</sup>Co - Emissions</b>						
Element: <b>Cobalt</b> (Z=27)						
Daughter(s): <b>Fe-56</b> ( $\beta^+, \epsilon$ , 100 %)						
$Q^+$ : <b>4566 keV</b>						
Possible parent(s): <b>Ni-56</b> ( $\beta^+, \epsilon$ , 100 %)						
Half-life (T <sub>1/2</sub> ): <b>77.236 (26) d</b> $\equiv$ <b>6.6732 (22) 10<sup>6</sup> s</b>						
Decay constant ( $\lambda$ ): <b>103.870 (35) 10<sup>-9</sup> s<sup>-1</sup></b>						
Specific activity (Am): <b>1.11700 (38) 10<sup>15</sup> Bq.g<sup>-1</sup></b>						
Reference: <b>LBNL, NPL - 2005</b>						
Associated data files: <a href="#">Table</a> - <a href="#">Comments</a> - <a href="#">ENSDF</a> - <a href="#">PenNuc</a>						
Intensity threshold: <b>5 %</b>						
Gamma emissions (8 lines out of 47) sorted by increasing energy						
<i>Emissions meeting search criteria Other significantly intense emissions</i>						
Energy (keV)	Intensity (%)	Type	Origin*	Levels Start*	End*	
511 (-)	39.21 (22)	$\gamma$	Fe-56	-1	-1	
846.7638 (19)	99.9399 (23)	$\gamma$	Fe-56	1	0	
1 037.8333 (24)	14.03 (5)	$\gamma$	Fe-56	5	2	
1 238.2736 (22)	66.41 (16)	$\gamma$	Fe-56	2	1	
1 771.327 (3)	15.45 (4)	$\gamma$	Fe-56	8	2	
2 034.752 (5)	7.741 (13)	$\gamma$	Fe-56	11	2	
2 598.438 (4)	16.96 (4)	$\gamma$	Fe-56	7	1	
3 253.402 (5)	7.87 (3)	$\gamma$	Fe-56	10	1	

<b><sup>58</sup>Co - Emissions</b>						
Element: <b>Cobalt</b> (Z=27)						
Daughter(s): <b>Fe-58</b> ( $\beta^+, \epsilon$ , 100 %)						
$Q^+$ : <b>2307.9 keV</b>						
Possible parent(s): <b>Co-58m</b> (I.T., 100 %)						
Half-life (T <sub>1/2</sub> ): <b>70.85 (3) d</b> $\equiv$ <b>6.1214 (26) 10<sup>6</sup> s</b>						
Decay constant ( $\lambda$ ): <b>113.233 (48) 10<sup>-9</sup> s<sup>-1</sup></b>						
Specific activity (Am): <b>1.17570 (50) 10<sup>15</sup> Bq.g<sup>-1</sup></b>						
Reference: <b>CEA/LNE-LNHB - 2013</b>						
Associated data files: <a href="#">Table</a> - <a href="#">Comments</a> - <a href="#">ENSDF</a> - <a href="#">PenNuc</a>						
Intensity threshold: <b>5 %</b>						
Gamma emissions (2 lines out of 4) sorted by increasing energy						
<i>Emissions meeting search criteria Other significantly intense emissions</i>						
Energy (keV)	Intensity (%)	Type	Origin*	Levels Start*	End*	
511 (-)	29.88 (32)	$\gamma$	Fe-58	-1	-1	
810.7602 (20)	99.44 (2)	$\gamma$	Fe-58	1	0	

**Figure 7b.** LARAWEB search engine: associated data, with relevant emissions highlighted.

## 7. Conclusions

Data evaluation and dissemination is a continuous process in which the LNHB is deeply involved. We are permanently updating data and tools and developing new ones to fulfil the needs of decay data users and evaluators. Over a period of 10 years, about 100 new nuclide evaluations have been added to our database and published in six volumes of the Monographie BIPM-5, and an updated pocket-sized reference guide entitled the Mini Table of Radionuclides issued in 2015.

Many new developments have been implemented in the online tool LARAWEB, including information on  $\gamma$ - $\gamma$  coincidences and the ability to plot decay schemes. In particular, the use of intensity thresholds allows the main decay radiations to be displayed and a simplified decay scheme to be plotted, which is unique to LARAWEB.

We would like to express our sincere thanks to all members of the Decay Data Evaluation Project, past and present, without whose dedication this work would not have been possible. A full list is available from our website at: [http://www.nucleide.org/DDEP\\_WG/DDEPaddresses.htm](http://www.nucleide.org/DDEP_WG/DDEPaddresses.htm).

## References

- [1] <http://www.nucleide.org/DDEP.htm>
- [2] M.R. Bhat, in *Evaluated Nuclear Structure Data File (ENSDF)*, edited by S.M. Qaim, Nucl. Data Sci. Tech. (Springer-Verlag, Berlin, 1992), p. 817 ENSDF ref.
- [3] <http://www.bipm.org>
- [4] <http://www.bipm.org/en/publications/scientific-output/monographie-ri-5.html>
- [5] <http://laboutique.edpsciences.fr/produit/781/9782759818075>