



Evolution of Hall resistivity and spectral function with doping in the $SU(2)$ theory of cuprates

Corentin Morice, Xavier Montiel, Catherine Pépin

► To cite this version:

Corentin Morice, Xavier Montiel, Catherine Pépin. Evolution of Hall resistivity and spectral function with doping in the $SU(2)$ theory of cuprates. *Physical Review B*, 2017, 96, pp.134511. 10.1103/PhysRevB.96.134511 . cea-01567560v2

HAL Id: cea-01567560

<https://cea.hal.science/cea-01567560v2>

Submitted on 18 Oct 2022

HAL is a multi-disciplinary open access archive for the deposit and dissemination of scientific research documents, whether they are published or not. The documents may come from teaching and research institutions in France or abroad, or from public or private research centers.

L'archive ouverte pluridisciplinaire **HAL**, est destinée au dépôt et à la diffusion de documents scientifiques de niveau recherche, publiés ou non, émanant des établissements d'enseignement et de recherche français ou étrangers, des laboratoires publics ou privés.

Evolution of Hall resistivity and spectral function with doping in the SU(2) theory of cuprates

C. Morice,¹ X. Montiel,² and C. Pépin¹¹*Institut de Physique Théorique, CEA, Université Paris-Saclay, Saclay, France*²*Department of Physics, Royal Holloway, University of London, Egham, Surrey, United Kingdom*

(Received 20 April 2017; published 12 October 2017)

Recent transport experiments in the cuprate superconductors linked the opening of the pseudogap to a change in electronic dispersion [S. Badoux *et al.*, *Nature (London)* **531**, 210 (2015)]. Transport measurements showed that the carrier density sharply changes from x to $1 + x$ at the pseudogap critical doping, in accordance with the change from Fermi arcs at low doping to a large hole Fermi surface at high doping. The SU(2) theory of cuprates shows that short-range antiferromagnetic correlations cause the arising of both charge and superconducting orders, which are related by an SU(2) symmetry. The fluctuations associated with this symmetry form a pseudogap phase. Here we derive the renormalized electronic propagator under the SU(2) dome, and calculate the spectral functions and transport quantities of the renormalized bands. We show that their evolution with doping matches both spectral and transport measurements.

DOI: 10.1103/PhysRevB.96.134511

I. INTRODUCTION

Two of the most striking features of cuprate superconductors are their enigmatic pseudogap phase [1,2] and how they evolve from a Mott insulator to a correlated metal with doping. Both features have been widely studied during the last thirty years [3–12] and many scenarios have been proposed to explain the physics of cuprate superconductors, based on antiferromagnetic fluctuations [3,13,14], strong correlations [5,15,16], loop currents [17,18], emergent symmetry models [19,20], and particle-hole patches [21,22].

Recent transport experiments at high magnetic field in YBa₂Cu₃O_x (YBCO) [23], La_{1.6–x}Nd_{0.4}Sr_xCuO₄ (Nd-LSCO) [24], and La_{2–x}Sr_xCuO₄ (LSCO) [25] showed that these two features are intrinsically linked. Hall coefficient and resistivity measurements indeed yielded a sharp change of the carrier density at the pseudogap critical doping x^* , from x at low doping to $1 + x$ at high doping [23–25]. Resolving the difference between this critical doping and others, such as the one corresponding to the Fermi-surface reconstruction caused by the arising of the charge density wave phase, was made possible by the use of samples with adjacent dopings [23–26].

At low doping ($x < x^*$), this change in carrier density is consistent with angle-resolved photoemission spectroscopy (ARPES) experiments which show small Fermi arcs corresponding to x carriers per unit cell [27]. At high doping ($x > x^*$), the carrier density dependence is in agreement with the quantum oscillation measurements which find a large hole Fermi surface enclosing a $1 + x$ volume, in agreement with band-structure calculations [28,29]. It is also reminiscent of earlier transport measurements which detected a peak in the Hall resistivity at low temperature and optimal doping, then attributed to a change in the Fermi surface [30,31].

Several models have been suggested to explain this change in the carrier density. Some are based on strong coupling and topological order [32], which give small Fermi pockets at low temperature which enlarge when temperature rises. The Fermi-surface reconstruction caused by charge ordering has also been considered [33,34]. Others are based on long-range fluctuations, either superconducting [35,36],

antiferromagnetic [37–39], or related to a charge density wave order [40] which yield a large Fermi surface gapped at low temperature. Here we discuss a theory related to the latter category, where the fluctuations ensue from the emergence of an SU(2) symmetry between the charge and superconducting operators [22], which both stem from antiferromagnetic correlations.

Emerging symmetry theories have been the subject of controversy, especially since it was argued that the emergence of multiple orders at the pseudogap temperature T^* was due to an “ineluctable complexity” [11]. However, the emergence of an SU(2) symmetry at T^* does account for many features of the phase diagram, in particular for the nematic and loop current responses at T^* [41].

In this paper, we study electronic transport and spectral functions in the SU(2) theory for cuprate superconductors. We first lay out the main features of the SU(2) theory which is based on short-range antiferromagnetic correlations. We then derive a minimal model for this theory. We come back to the full theory and derive the electron propagator in the pseudogap phase, and finally use it to calculate conductivities, Hall resistivity, and spectral functions. Our results agree with both spectral [42] and transport [23] measurements.

II. SU(2) THEORY

A. Decoupling the short-range antiferromagnetic Hamiltonian

Here we outline the salient features of the SU(2) theory of the cuprates, developed in [21,22]. We start by considering a model of short-range antiferromagnetic correlations ($t - J$), widely studied in the context of high-temperature superconductivity [5]:

$$H = \sum_{\langle i,j \rangle, \sigma} t_{ij} \psi_{i,\sigma}^\dagger \psi_{j,\sigma} + \frac{1}{2} \sum_{\langle i,j \rangle} J_{ij} \vec{S}_i \cdot \vec{S}_j, \quad (1)$$

where i and j are lattice site indices, σ and σ' are spin indices, ψ^\dagger is the electron creation operator, $\vec{S}_i = \sum_{\sigma,\sigma'} \psi_{i\sigma}^\dagger \vec{\sigma}_{\sigma\sigma'} \psi_{i\sigma'}$, and $\vec{\sigma}$ is the vector of Pauli matrices. This model can be decoupled in the charge and superconducting channels, which

yields two corresponding order parameters. First, the charge order parameter:

$$\chi_{k,k'} = \left\langle \sum_{\sigma} \psi_{k,\sigma}^{\dagger} \psi_{k',\sigma} \right\rangle, \quad (2)$$

where k and k' are combined momentum and frequency indices. Here, $\mathbf{k}' = \mathbf{k} + \mathbf{Q}_0$, where \mathbf{Q}_0 is the charge ordering wave vector. The second-order parameter is the superconducting order parameter:

$$\Delta_{k,k'} = \left\langle \sum_{\sigma} \sigma \psi_{k,\sigma}^{\dagger} \psi_{k',-\sigma}^{\dagger} \right\rangle, \quad (3)$$

where $\mathbf{k}' = -\mathbf{k}$. We consider any charge order parameter whose ordering wave vectors \mathbf{Q}_0 map hot spots, which are the point of the Fermi surface separated by the antiferromagnetic ordering wave vector (π, π) , onto one another.

It was shown that these various charge orders were degenerate with the superconducting order at the hot spots in a regime of intermediate coupling J . This intermediate coupling corresponds to J larger than the energy of the bottom of the conduction band in the antinodal region of the first Brillouin zone but smaller than the total bandwidth. The antinodal region is the region furthest away from the nodes of the d -wave superconducting gap [22].

B. SU(2) fluctuations

We define the operators

$$\eta^+ = \sum_{\mathbf{k}} \psi_{\mathbf{k},\uparrow}^{\dagger} \psi_{-\mathbf{k}+\mathbf{Q}_0,\downarrow}, \quad (4)$$

$$\eta^- = (\eta^+)^{\dagger}, \quad (5)$$

$$\eta^z = \sum_{\mathbf{k}} \sum_{\sigma} \psi_{\mathbf{k},\uparrow}^{\dagger} \psi_{\mathbf{k},\uparrow} + \psi_{-\mathbf{k}+\mathbf{Q}_0,\downarrow}^{\dagger} \psi_{-\mathbf{k}+\mathbf{Q}_0,\downarrow} - 1, \quad (6)$$

which form an SU(2) algebra and are thus called SU(2) operators [22]. It was shown that, for large values of J , the SU(2) operators rotate Δ and χ on one another on a line of the Brillouin zone which goes through the hot spots [22]. The two order parameters are therefore related by an exact SU(2) symmetry [22]. This generalizes some earlier work derived from the spin-fermion model and limited to the hot spots [43]. The conservation of this SU(2) symmetry leads to

fluctuations, whose interaction with the fermions opens a gap in the antinodal region of the Brillouin zone [22].

These fluctuations were also shown to raise the degeneracy between the various charge orders, and to select a set of \mathbf{q} vectors, including $\mathbf{q} = 0$ and vectors parallel to the two reciprocal-lattice axes [21,22]. This makes this theory intrinsically multi- \mathbf{q} , i.e., with multiple charge ordering wave vectors.

This SU(2) theory of the pseudogap has been shown to elucidate many characteristics of the cuprate superconductors, including Raman scattering [44], fixed-doping ARPES [45], and inelastic neutron-scattering [46] responses, as well as the strange metal behavior [22]. Moreover, the recent measurement of pairing fluctuations in the pseudogap region [47] is in line with the presence of SU(2) fluctuations [41]. Note that this theory is only based on the presence of antiferromagnetic correlations in the system. In particular, it does not require the presence of any long-range antiferromagnetic fluctuations, nor the existence of an antiferromagnetic quantum critical point.

The composite order parameter corresponding to this SU(2) order is a 2×2 matrix:

$$b \begin{pmatrix} \chi & \Delta \\ -\Delta^{\dagger} & \chi^{\dagger} \end{pmatrix}, \text{ where } |\chi|^2 + |\Delta|^2 = 1,$$

with χ the charge order parameter, Δ the superconducting order parameter, and b the SU(2) phase [22]. Note that this order parameter is intrinsically not Abelian. It is SU(2) symmetric, meaning that there exists a set of operators forming an SU(2) algebra under which this composite order parameter is invariant [22].

III. MINIMAL MODEL

Here we consider a simpler version of the SU(2) theory, which was studied previously in the context of ARPES [44], Raman [45], and inelastic neutron-scattering responses [46].

The minimal model for the SU(2) theory is obtained by performing a mean-field decoupling of the t - J model in two channels [44,46]. The first channel is, like for the general case, the d -wave superconducting channel $\Delta_{\mathbf{k}}$. The second channel is the resonant excitonic state (RES) channel, which is a specific multi- \mathbf{q} charge order. It corresponds to $\chi_{\mathbf{k}}$ with a \mathbf{k} -dependent ordering wave vector $2p_F(\mathbf{k})$. It maps one side of the Fermi surface on the other [44,46]. More precisely, for \mathbf{k} on the Fermi surface, $2p_F(\mathbf{k}) = -\mathbf{k}$. The RES corresponds to patches of charge order arranged in real space [21,44,46].

We start from the t - J model [Eq. (1)] and Fourier transform the fermionic operators:

$$H = \sum_{\mathbf{k},\sigma} \xi_{\mathbf{k}} \psi_{\mathbf{k},\sigma}^{\dagger} \psi_{\mathbf{k},\sigma} + \frac{1}{2} \sum_{\mathbf{k},\mathbf{k}',\mathbf{q}} \sum_{\alpha,\beta,\gamma,\delta} J_{\mathbf{q}} \psi_{\mathbf{k},\alpha}^{\dagger} \vec{\sigma}_{\alpha\beta} \psi_{\mathbf{k}+\mathbf{q},\beta} \cdot \psi_{\mathbf{k}'+\mathbf{q},\gamma}^{\dagger} \vec{\sigma}_{\gamma\delta} \psi_{\mathbf{k}',\delta}, \quad (7)$$

where α, β, γ , and δ are spin indices, and $\xi_{\mathbf{k}}$ is the free-electron dispersion. The mean-field decoupling of the Hamiltonian (7) in the superconducting and RES channels yields the effective Hamiltonian:

$$H_{\text{eff}} = - \sum_{\mathbf{k},\sigma} \Psi_{\mathbf{k},\sigma}^{\dagger} G_{\text{min}}^{-1} \Psi_{\mathbf{k},\sigma}, \quad (8)$$

where $\Psi_{\mathbf{k}\sigma}^\dagger$ is the four-states spinor $(\psi_{\mathbf{k},\sigma}^\dagger, \psi_{-\mathbf{k}-2p_F(-\mathbf{k}),-\sigma}^\dagger, \psi_{\mathbf{k}-2p_F(\mathbf{k})\sigma}^\dagger, \psi_{-\mathbf{k},-\sigma}^\dagger)$ and

$$G_{\min}^{-1} = \begin{pmatrix} \omega - \xi_{\mathbf{k}} & 0 & \chi_{\mathbf{k}} & \Delta_{\mathbf{k}} \\ 0 & \omega + \xi_{-\mathbf{k}-2p_F(-\mathbf{k})} & \Delta_{\mathbf{k}-2p_F(\mathbf{k})}^\dagger & -\chi_{\mathbf{k}} \\ \chi_{\mathbf{k}}^\dagger & \Delta_{\mathbf{k}-2p_F(\mathbf{k})} & \omega - \xi_{\mathbf{k}-2p_F(\mathbf{k})} & 0 \\ \Delta_{\mathbf{k}}^\dagger & -\chi_{\mathbf{k}}^\dagger & 0 & \omega + \xi_{-\mathbf{k}} \end{pmatrix}. \quad (9)$$

The propagator of the minimal model can be obtained by inverting the matrix (9) as done in [45,46]. Close to the Fermi surface, one can approximate $\xi_{\mathbf{k}-2p_F(\mathbf{k})}$ by $-\xi_{\mathbf{k}}$ and $\Delta_{\mathbf{k}-2p_F(\mathbf{k})}^\dagger$ by $\Delta_{\mathbf{k}}^\dagger$ [45,46]. The renormalized propagator of the minimal model then writes

$$G_{\min,1}(\mathbf{k}, \omega) = \frac{1}{\omega - \xi_{\mathbf{k}} - \frac{|\chi_{\mathbf{k}}|^2 + |\Delta_{\mathbf{k}}|^2}{\omega + \xi_{\mathbf{k}}}}, \quad (10)$$

where $|\chi_{\mathbf{k}}|^2 + |\Delta_{\mathbf{k}}|^2$ is the SU(2) order parameter which is maximal when the SU(2) symmetry is conserved and 11 indicates the first-line first-column coefficient of the inverse matrix.

This minimal model makes clear that the gapping of the antinodal part of the Brillouin zone is due to the formation of fluctuating pairs: particle-particle pairs for the superconducting order and particle-hole pairs for the charge order, and the fluctuation between these two types of pairs. Antiferromagnetic correlations therefore cause the arising of fluctuating pairs which “schizophrenically” fluctuate between the particle-particle and the particle-hole channels.

IV. DERIVATION OF THE SELF-ENERGY

We now come back to the full SU(2) theory outlined in Sec. II, and derive the renormalized propagator in this case. Expanding the action of the model of short-range antiferromagnetic correlations linearly for small SU(2) fluctuations, one obtains an effective nonlinear σ model [22]. The effective action for the electrons is obtained by integrating out the SU(2) fluctuations in this model [22]:

$$S_{\text{fin}} = -\frac{1}{2} \text{Tr} \sum_{k,k',q,q',\sigma,\sigma'} \sigma \sigma' \langle \Delta_{kq}^\dagger \Delta_{k'q'} \rangle_Q \times \psi_{k+q,\sigma}^\dagger \psi_{-k+q,\bar{\sigma}}^\dagger \psi_{-k'+q',\bar{\sigma}'} \psi_{k'+q',\sigma'}, \quad (11)$$

where k, k', q , and q' are combined momentum and frequency indices, σ and σ' are spin indices, and ψ^\dagger is the electron creation operator. One can simplify [22]:

$$\langle \Delta_{kq}^\dagger \Delta_{k'q'} \rangle_Q = \delta_{\mathbf{q},\mathbf{q}'} \pi_{kk'q}^s, \quad (12)$$

where $\pi_{kk'q}^s$ is the SU(2) fluctuations propagator:

$$\pi_{kk'q}^s = M_{0,k} M_{0,k'} \frac{\pi_0}{J_0 \epsilon^2 + J_1 (\mathbf{v} \cdot \mathbf{q})^2 - a_0}, \quad (13)$$

where $q = (\mathbf{q}, \epsilon)$, π_0 , J_0 , and J_1 are coefficients, \mathbf{v} is the Fermi velocity, a_0 is a mass term, and $M_{0,k}$ is the SU(2) form factor, which depends on the position in the Brillouin zone. $M_{0,k} = 1$ when the SU(2) symmetry is preserved, and is zero when it is broken. $a_0 < 0$ when a magnetic field is applied. Inputting

this in Eq. (11) gives the expression for the self energy:

$$-\Sigma(k) = \frac{1}{2} \sum_{q,\sigma} \pi_{kkq}^s G_{-k+q,\bar{\sigma}}^0, \quad (14)$$

where G^0 is the free-electron propagator. This self-energy corresponds to the diagram in Fig. 1. Approximating the sum yields (see Supplemental Material for details [48])

$$\Sigma(\mathbf{k}, \omega) = B \frac{M_{0,k}^2}{i\omega + \xi_{\mathbf{k}}}, \quad (15)$$

where B is a parameter, $k = (\mathbf{k}, \omega)$ and $\xi_{\mathbf{k}}$ is the free-electron dispersion. The renormalized electronic propagator therefore is

$$G(\mathbf{k}, \omega) = \frac{1}{\omega - \xi_{\mathbf{k}} - B \frac{M_{0,k}^2}{\omega + \xi_{\mathbf{k}}}}. \quad (16)$$

We therefore obtain the same propagator as in the minimal model, except that the SU(2) order parameter is replaced by a form factor inherited from the full SU(2) theory, and that we did not need to make any approximation on the dispersion.

V. SPECTRAL AND TRANSPORT RESPONSES

Separating the renormalized propagator obtained with the full SU(2) theory [Eq. (16)] in simple elements gives us the expressions for the renormalized bands:

$$E^\pm(\mathbf{k}) = \pm \sqrt{\xi(\mathbf{k}, x)^2 + B M_{0,k}^2}, \quad (17)$$

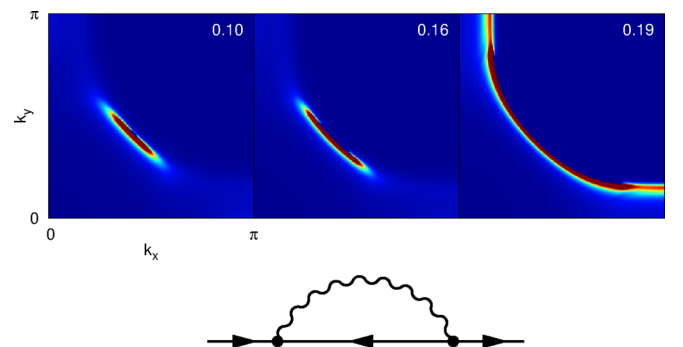


FIG. 1. Top: evolution of the spectral functions at zero frequency with doping. Note that because the renormalized bands are symmetrical with respect to zero energy, both spectral functions are equal at zero frequency. We therefore only plot one of them. Bottom: self-energy diagram for the renormalization of the fermionic propagator. The straight lines are bare electron lines, while the wiggly line is the SU(2) fluctuations line.

and corresponding spectral functions:

$$A^\pm(\mathbf{k}, \omega) = \frac{1}{\pi} \frac{W^\pm(\mathbf{k}) \Gamma^\pm(\mathbf{k})}{[\omega - E^\pm(\mathbf{k}, x)]^2 + \Gamma^\pm(\mathbf{k})^2}, \quad (18)$$

where the spectral weights are given by

$$W^\pm(\mathbf{k}) = \frac{1}{2} \left(1 \pm \frac{\xi(\mathbf{k}, x)}{\sqrt{\xi(\mathbf{k}, x)^2 + B M_{0,k}^2}} \right) \quad (19)$$

and Γ^\pm is the scattering rate of each renormalized band. We follow previous works [38,49,50] and neglect the scattering between the two renormalized bands. The longitudinal and transverse conductivities are given by [49]

$$\sigma_{xx}^\pm = -\frac{2\pi e^2}{VN} \sum_{\mathbf{k}} (v_x^\pm(\mathbf{k}))^2 \int d\omega \frac{\partial f(\omega)}{\partial \omega} A^\pm(\mathbf{k}, \omega)^2 \quad (20)$$

$$\begin{aligned} \sigma_{xy}^\pm &= \frac{4\pi^2 e^3}{3VN} \sum_{\mathbf{k}} v_x^\pm(\mathbf{k}) \left(v_x^\pm(\mathbf{k}) \frac{\partial v_y^\pm(\mathbf{k})}{\partial k_y} - v_y^\pm(\mathbf{k}) \frac{\partial v_x^\pm(\mathbf{k})}{\partial k_x} \right) \\ &\times \int d\omega \frac{\partial f(\omega)}{\partial \omega} A^\pm(\mathbf{k}, \omega)^3. \end{aligned} \quad (21)$$

The integral over frequency can be simplified using the standard approximation [51]:

$$\int_{-\infty}^{\infty} d\omega \left(\frac{\Gamma^\pm(\mathbf{k})}{[\omega - E^\pm(\mathbf{k})]^2 + \Gamma^\pm(\mathbf{k})^2} \right)^2 = \frac{\pi}{2} \frac{1}{\Gamma^\pm(\mathbf{k})}, \quad (22)$$

which gives

$$\sigma_{xx}^\pm = \frac{e^2}{VN} \sum_{\mathbf{k}} (v_x^\pm(\mathbf{k}))^2 \frac{W^\pm(\mathbf{k})^2}{\Gamma^\pm(\mathbf{k})} \frac{\beta e^{\beta E^\pm(\mathbf{k})}}{(e^{\beta E^\pm(\mathbf{k})} + 1)^2}. \quad (23)$$

We generalize this approach to the cubic case and obtain

$$\begin{aligned} \sigma_{xy}^\pm &= -\frac{e^3}{2VN} \sum_{\mathbf{k}} v_x^\pm(\mathbf{k}) \left(v_x^\pm(\mathbf{k}) \frac{\partial v_y^\pm(\mathbf{k})}{\partial k_y} - v_y^\pm(\mathbf{k}) \frac{\partial v_x^\pm(\mathbf{k})}{\partial k_x} \right) \\ &\times \frac{W^\pm(\mathbf{k})^3}{\Gamma^\pm(\mathbf{k})^2} \frac{\beta e^{\beta E^\pm(\mathbf{k})}}{(e^{\beta E^\pm(\mathbf{k})} + 1)^2}. \end{aligned} \quad (24)$$

These expressions allow us to calculate the Hall resistance [49]:

$$R_H = \frac{\sigma_{xy}^+ + \sigma_{xy}^-}{(\sigma_{xx}^+ + \sigma_{xx}^-)^2}. \quad (25)$$

The magnitude of the gap depends on the conservation of the SU(2) symmetry. Indeed, when the SU(2) symmetry is conserved, the SU(2) fluctuations are maximal, and therefore the gap is fully open. When the SU(2) symmetry is sufficiently broken, there are no SU(2) fluctuations and the gap is closed. In order to quantify how much the SU(2) symmetry is broken, we define $\Delta\xi_{\mathbf{k}} = \frac{1}{2}(\xi_{\mathbf{k}} + \xi_{\mathbf{k}+\mathbf{Q}})$ which we name the SU(2) symmetry-breaking dispersion, or SU(2) line. If $\Delta\xi_{\mathbf{k}}$ is zero, the SU(2) symmetry is conserved, hence we must have $M_0^2 = 1$ to open the gap. Conversely, if the SU(2) symmetry is broken, $\Delta\xi_{\mathbf{k}}$ is large, and we must have $M_0^2 = 0$. In order to interpolate between these two points, we parametrize the symmetry

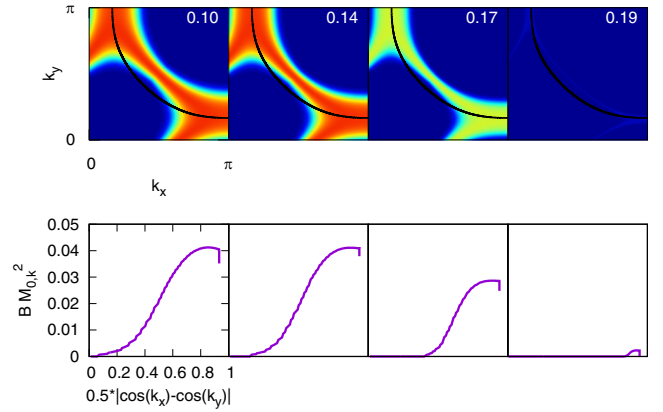


FIG. 2. Top: evolution of the gap $BM_{0,k}^2$ with doping in a quarter of the Brillouin zone. The color blue is for zero, and the black line represents the Fermi surface. Bottom: gap on the Fermi surface with respect to the d -wave factor. A pure d -wave gap would be strictly linear.

breaking coefficient in the free energy using a smooth step function:

$$M_0^2 = \frac{1}{e^{30*(\Delta\xi_{\mathbf{k}}/\Delta_{\text{SU}2})^2 - 0.02} + 1}, \quad (26)$$

where $\Delta_{\text{SU}2}$ is the magnitude of the SU(2) gap. The SU(2) wave vector \mathbf{Q}_0 is chosen as the vector between the two closest hot spots, following previous studies [22]. We set M_0 to zero when smaller than one-hundredth. The $\Delta_{\text{SU}2}$ parameter represents the magnitude of the pseudogap order parameter in the SU(2) theory and was parametrized by

$$\Delta_{\text{SU}2} = \left(\frac{1}{e^{(x-0.175) \times 170} + 1} - 0.018 \right) \times 0.58. \quad (27)$$

For consistency we also set $B = \Delta_{\text{SU}2}$. We use $\Gamma^\pm = 0.01 \times t_0$, and set $x^* = 0.2$. We use the electronic dispersion used in a previous work [38], and shown to properly replicate the doping dependence of the Hall number for $x > x^*$.

VI. RESULTS

We calculated the magnitude of the gap $B \times M_0^2$ over the Brillouin zone and on the Fermi surface (Fig. 2). The gap opens along the SU(2) line, as found previously [22]. The SU(2) line crosses the Fermi surface at the hot spots, consequently of our choice of ordering wave vector. The gap opens in the antinodal zone and is closed in the nodal zone. It gets both thinner and smaller in magnitude with rising doping and finally vanishes at the critical doping. This can be compared with ARPES data which showed that the pseudogap was closed in the nodal zone [42]. Our data fit qualitatively these experimental results, unlike methods based on a pure d -wave gap (i.e., a gap linear in the d -wave factor).

The spectral functions of the two renormalized bands at zero frequency were calculated using Eq. (18) (Fig. 1). The dispersion in the denominator of the self-energy [Eq. (14)], which corresponds to the dispersion of the SU(2) fluctuations bosonic mode, is the opposite of the bare electronic dispersion. The self-energy therefore diverges on the Fermi surface. This

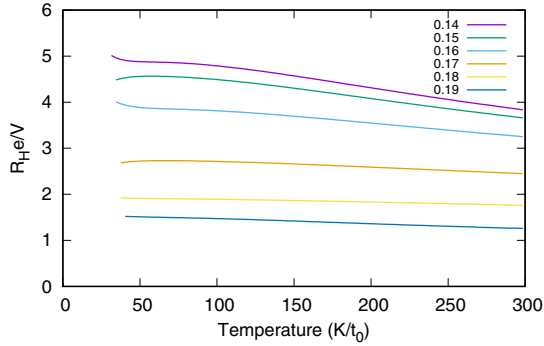


FIG. 3. Hall resistance in volume units with respect to temperature in K per units of t_0 , for a range of hole dopings.

also means that the renormalized bands are equal to each other up to a sign, and therefore the spectral functions at zero frequency are equal. Consequently, we only plot one of them. The absence of gap in the nodal region causes the formation of a Fermi arc around the nodal point. This Fermi arc gets larger with larger doping, until it forms the whole Fermi surface at the critical doping x^* . The gap remains open at the hot spots for $x < x^*$, and closes near the Brillouin-zone edge slightly before (see the Supplemental Material [48]).

Using Eqs. (23) and (24), we calculated the evolution of the Hall resistivity with temperature (Fig. 3). For completeness, we also plotted the evolution of the longitudinal and transverse conductivities (see the Supplemental Material [48]). For each doping, the Hall resistivity rises with decreasing temperature and saturates at low temperature. This rise is lower for higher dopings, and almost absent close to the critical doping. Note that the calculation does not reach absolute zero. This is due to the exponentials in the expressions for conductivities growing larger than the computational maximum. The zero-temperature Hall number $n_H = V/eR_H$ (Fig. 4) sharply changes from x to $1+x$ close to the critical doping, in agreement with experimental measurements on YBCO [23] and Nd-LSCO [24]. The $1+x$ evolution of n_H at high doping corresponds to the standard carrier density for a hole pocket, and is similar to the one obtained in other theories [38].

We compared these results to using a pure d -wave gap such as the one used in previous studies [38]. Naturally, because the dispersion of the bosonic mode is equal to minus the electronic dispersion, the gap opens everywhere but at the

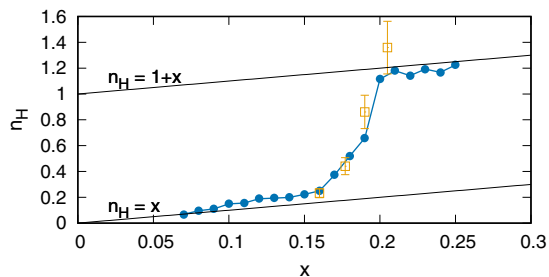


FIG. 4. Hall number with respect to doping (blue). The experimental values from [23] (orange) and the low-doping and high-doping asymptotes (black) are also plotted for reference. Note that $x^* = 0.2$.

nodal points. Therefore the Hall resistance diverges at low temperature (see the Supplemental Material [48]). However one can measure the evolution of finite temperature values of the Hall resistance with doping. Interestingly, this displays a transition from x to $1+x$, in fine agreement with experiments (see the Supplemental Material [48]).

VII. DISCUSSION

Our calculation of the evolution of the gap on the Fermi surface with doping closely resembles ARPES data [42] (Fig. 1). Indeed, measurement of the photoemission gap above T_c found that a d -wave dependence could not describe what was seen experimentally: the gap is measured to be zero for a segment of the d -wave factor which grows with doping, unlike a d -wave gap which would be linear here. Experimental data then find a close-to-linear increase in the gap, followed by a saturation at intermediate dopings [42]. Our data satisfactorily fit experimental data at low and intermediate doping. Indeed the saturation is not observed in the sample with the lowest doping, but data points for a d -wave factor larger than 0.8 have larger error bars and could fit a saturation, knowing that this is precisely the d -wave factor where we find a saturation. At high doping however, we find a segment for which the gap is zero which is much larger than in experiments. But this part of the experimental data is more noisy and closer to zero which makes us think that this could be due to experimental difficulties. Indeed, this observation is in contradiction with the length of the Fermi arc measured with ARPES, which can be seen to be large in other studies when plotted on the Brillouin zone [27], while the pseudogap is finite for a d -wave factor as low as 0.5. Finally, the size of the gap at its maximum was measured to be about 50 meV at low doping, 40 meV at intermediate doping, and 20 meV at high doping [42]. Our calculations reproduce this trend, although the sharp drop of this maximum at high doping has yet to be compared with experiments very close to the critical doping. We therefore conclude that our calculations are in agreement with d -wave-factor resolved ARPES data [42].

Our calculations therefore yield the arising of Fermi arcs, not Fermi pockets, in the pseudogap phase. This seems to be in contradiction with the Luttinger sum rule, which states that the volume of the Fermi surface is equal to the number of carriers. Indeed, here in the pseudogap phase this volume is ill defined, since parts of its boundary have vanished. However, in our case, it is the fluctuations between superconductivity and charge order which gap the Fermi surface. We extrapolate this theory at zero temperature, in order to replicate the experimental procedure. But the pseudogap is not a zero-temperature ground state in this theory, and therefore there is no breaking of the Luttinger theorem. At zero temperature, one would obtain either superconductivity or charge order, possibly with defects such as superconducting filaments in the charge ordered phase [41,47]. The fact that we obtain arcs and not pockets is similar to the case of a multi- \mathbf{q} charge order, such as the one considered in the minimal model [44–46], or to the case of a superconducting gap. Indeed, there, the perfect nesting of the Fermi surface means that there is no rise of electron or hole pockets, nor any reconfiguration of the Fermi surface. Instead, the Fermi surface is gapped in the antinodal region.

The Hall number is a measurement of the number of carriers, and accordingly we find that the length of the Fermi arcs has a similar evolution to it. This also means that in order for the Hall number to reach the $1 + x$ line, the gap has to close near the edge of the Brillouin zone, in order to allow the formation of a second small Fermi arc per quarter of the Brillouin zone, close to the zone edge, separated from the first one by the two hot spots. Here, this extra Fermi arc appears at dopings higher than 0.19 (see the Supplemental Material [48]).

The evolution of the Hall number depends on the parametrization of the gap, as in any phenomenological model. The specific choices we made here correspond to the measurements on YBCO [23]. However the fact that this system goes from small Fermi arcs to a large hole pocket does not rely on fitting. Only the width of the transition can be tuned. We did not use, unlike many other parametrizations of the pseudogap, a linear dependence with respect to doping [38]. This linear dependence does not fit experimental data, even in the studies that use it. Indeed, the Yang-Rice-Zhang (YRZ) model with the published linear pseudogap gives n_H under the x line for $x < 0.10$ (see the Supplemental Material [48]) [38]. This does not challenge the ability of the YRZ model to replicate experimental data, but only stresses that, there too, a linear dependence of the pseudogap in doping is inadequate. Note that the evolution of n_H at high doping, which follows the $1 + x$ line, is the same as the one in the YRZ model since at that point the gap is entirely closed and therefore the theories no longer differ.

The fact that the Hall number goes as x at low doping is a matter of fitting in both the YRZ model and the current study. However it is also a physical consequence of the fact that both models are based on antiferromagnetic correlations. Doping such a system will cause the arising of Fermi pockets of size x , which will then either grow with doping in the case of the YRZ model, or give birth to arcs in the case of the SU(2) theory, at the doping at which the SU(2) fluctuations start dominating the antiferromagnetic fluctuations.

The choice of ordering vector Q_0 at the hot spots has been made according to previous studies [22]. We did however replicate the calculation for two other Q_0 ordering vectors, one taken at the Brillouin-zone edge, and one linking two diagonally placed hot spots. The first choice does not impact

the calculations much, but the second produces an early transition of n_H , which reaches the $1 + x$ line at $x = 0.19$ (see the Supplemental Material [48]). What is crucial for the transition of the Hall number is therefore not the precise choice of Q_0 , but that the antinodal region is implicated.

VIII. CONCLUSION

Here we derived the renormalized electronic propagator in the pseudogap phase, in the framework of the SU(2) theory. Comparing it with the one obtained for a minimal model of fluctuating pairs tells us that such a simple theory is compatible with experimental observations. This is true as long as the pairing energy comes from short-range antiferromagnetic correlations, which are key to make the link with the low doping part of the phase diagram. Finally, the choice of charge ordering wave vector does not have an impact on the result, as long as it involves the antinodal region.

It is striking that our results fit experimental results corresponding both to transport and spectral probes closely. Indeed they agree to a remarkable extent with two types of ARPES measurements: over the Brillouin zone and resolved with respect to the d -wave factor (Figs. 1 and 2, respectively). They also quantitatively reproduce the evolution of the Hall number with doping (Fig. 4). These results are directly inferred from the SU(2) theory of superconductors, which is an effective theory derived directly from a model of antiferromagnetism with short-range coupling. Moreover, the SU(2) theory has been shown to agree well with other experimental signatures, such as details in energy-resolved ARPES spectra [45] and in Raman scattering [44] and neutron [46] experiments. The agreement with such a wide range of experiments is indeed encouraging.

ACKNOWLEDGMENTS

We would like to thank S. Badoux, N. Doiron-Leyraud, C. Proust, S. Sebastian, Y. Sidis, L. Taillefer, A.-M. Tremblay, and S. Verret for stimulating discussions. This work received financial support from the ANR project UNESCOS ANR-14-CE05-0007 and the ERC, under Grant Agreement No. AdG-694651-CHAMPAGNE. The authors also would like to thank the IIP (Natal, Brazil), where parts of this work were done, for hospitality.

-
- [1] H. Alloul, T. Ohno, and P. Mendels, *Phys. Rev. Lett.* **63**, 1700 (1989).
 - [2] W. W. Warren, R. E. Walstedt, G. F. Brennert, R. J. Cava, R. Tycko, R. F. Bell, and G. Dabbagh, *Phys. Rev. Lett.* **62**, 1193 (1989).
 - [3] M. R. Norman and C. Pépin, *Rep. Prog. Phys.* **66**, 1547 (2003).
 - [4] E. W. Carlson, S. A. Kivelson, D. Orgad, and V. J. Emery, *Concepts in High Temperature Superconductivity* (Springer, Berlin, Heidelberg, 2004).
 - [5] P. A. Lee, N. Nagaosa, and X.-G. Wen, *Rev. Mod. Phys.* **78**, 17 (2006).
 - [6] K. Le Hur and T. M. Rice, *Ann. Phys.* **324**, 1452 (2009).
 - [7] T. M. Rice, K.-Y. Yang, and F. C. Zhang, *Rep. Prog. Phys.* **75**, 016502 (2012).
 - [8] M. R. Norman and C. Proust, *New J. Phys.* **16**, 045004 (2014).
 - [9] J. P. Carbotte, T. Timusk, and J. Hwang, *Rep. Prog. Phys.* **74**, 066501 (2011).
 - [10] M. Eschrig, *Adv. Phys.* **55**, 47 (2006).
 - [11] E. Fradkin, S. A. Kivelson, and J. M. Tranquada, *Rev. Mod. Phys.* **87**, 457 (2015).
 - [12] T. Kloss, X. Montiel, V. S. de Carvalho, H. Freire, and C. Pépin, *Rep. Prog. Phys.* **79**, 084507 (2016).
 - [13] A. Abanov, A. V. Chubukov, and J. Schmalian, *Adv. Phys.* **52**, 119 (2003).

- [14] A. Chubukov, D. Pines, and J. Schmalian, in *Superconductivity*, edited by K. Bennemann and J. Ketterson (Springer, Berlin, 2008), p. 1349.
- [15] S. Sorella, G. B. Martins, F. Becca, C. Gazza, L. Capriotti, A. Parola, and E. Dagotto, *Phys. Rev. Lett.* **88**, 117002 (2002).
- [16] E. Gull, O. Parcollet, and A. J. Millis, *Phys. Rev. Lett.* **110**, 216405 (2013).
- [17] Z. Wang, G. Kotliar, and X.-F. Wang, *Phys. Rev. B* **42**, 8690 (1990).
- [18] C. M. Varma, *Phys. Rev. B* **55**, 14554 (1997).
- [19] S.-C. Zhang, *Science* **275**, 1089 (1997).
- [20] E. Demler, W. Hanke, and S.-C. Zhang, *Rev. Mod. Phys.* **76**, 909 (2004).
- [21] X. Montiel, T. Kloss, and C. Pépin, *Sci. Rep.* **7**, 3477 (2017).
- [22] X. Montiel, T. Kloss, and C. Pépin, *Phys. Rev. B* **95**, 104510 (2017).
- [23] S. Badoux, W. Tabis, F. Laliberté, G. Grissonnache, B. Vignolle, D. Vignolles, J. Béard, D. A. Bonn, W. N. Hardy, R. Liang, N. Doiron-Leyraud, L. Taillefer, and C. Proust, *Nature (London)* **531**, 210 (2015).
- [24] C. Collignon, S. Badoux, S. A. A. Afshar, B. Michon, F. Laliberte, O. Cyr-Choiniere, J. S. Zhou, S. Licciardello, S. Wiedmann, N. Doiron-Leyraud, and L. Taillefer, *Phys. Rev. B* **95**, 224517 (2017).
- [25] F. Laliberte, W. Tabis, S. Badoux, B. Vignolle, D. Destraz, N. Momono, T. Kurosawa, K. Yamada, H. Takagi, N. Doiron-Leyraud, C. Proust, and L. Taillefer, *arXiv:1606.04491*.
- [26] S. Badoux, S. A. A. Afshar, B. Michon, A. Ouellet, S. Fortier, D. LeBoeuf, T. P. Croft, C. Lester, S. M. Hayden, H. Takagi, K. Yamada, D. Graf, N. Doiron-Leyraud, and L. Taillefer, *Phys. Rev. X* **6**, 021004 (2016).
- [27] K. M. Shen, F. Ronning, D. H. Lu, F. Baumberger, N. J. C. Ingle, W. S. Lee, W. Meevasana, Y. Kohsaka, M. Azuma, M. Takano, H. Takagi, and Z.-X. Shen, *Science* **307**, 901 (2005).
- [28] B. Vignolle, A. Carrington, R. A. Cooper, M. M. J. French, A. P. Mackenzie, C. Jaudet, D. Vignolles, C. Proust, and N. E. Hussey, *Nature (London)* **455**, 952 (2008).
- [29] S. E. Sebastian, N. Harrison, and G. G. Lonzarich, *Philos. Trans. R. Soc. London A* **369**, 1687 (2011).
- [30] F. F. Balakirev, J. B. Betts, A. Migliori, S. Ono, Y. Ando, and G. S. Boebinger, *Nature (London)* **424**, 912 (2003).
- [31] F. F. Balakirev, J. B. Betts, A. Migliori, I. Tsukada, Y. Ando, and G. S. Boebinger, *Phys. Rev. Lett.* **102**, 017004 (2009).
- [32] S. Sachdev, E. Berg, S. Chatterjee, and Y. Schattner, *Phys. Rev. B* **94**, 115147 (2016).
- [33] L. Zou, S. Lederer, and T. Senthil, *Phys. Rev. B* **95**, 245135 (2017).
- [34] G. Sharma, S. Nandy, A. Taraphder, and S. Tewari, *arXiv:1703.04620*.
- [35] V. J. Emery and S. A. Kivelson, *Nature (London)* **374**, 434 (1995).
- [36] A. Kanigel, U. Chatterjee, M. Randeria, M. R. Norman, G. Koren, K. Kadowaki, and J. C. Campuzano, *Phys. Rev. Lett.* **101**, 137002 (2008).
- [37] K. Y. Yang, T. M. Rice, and F. C. Zhang, *Phys. Rev. B* **73**, 174501 (2006).
- [38] J. G. Storey, *Europhys. Lett.* **113**, 27003 (2016).
- [39] S. Chatterjee, S. Sachdev, and A. Eberlein, *Phys. Rev. B* **96**, 075103 (2017).
- [40] S. Caprara, M. Grilli, C. Di Castro, and G. Seibold, *J. Supercond. Nov. Magn.* **30**, 25 (2016).
- [41] C. Morice, D. Chakraborty, X. Montiel, and C. Pépin, *arXiv:1707.08497*.
- [42] I. M. Vishik, M. Hashimoto, R.-H. He, W.-S. Lee, F. Schmitt, D. Lu, R. G. Moore, C. Zhang, W. Meevasana, T. Sasagawa, S. Uchida, K. Fujita, S. Ishida, M. Ishikado, Y. Yoshida, H. Eisaki, Z. Hussain, T. P. Devereaux, and Z.-X. Shen, *Proc. Natl. Acad. Sci. USA* **109**, 18332 (2012).
- [43] K. B. Efetov, H. Meier, and C. Pépin, *Nat. Phys.* **9**, 442 (2013).
- [44] X. Montiel, T. Kloss, C. Pépin, S. Benhabib, Y. Gallais, and A. Sacuto, *Phys. Rev. B* **93**, 024515 (2016).
- [45] X. Montiel, T. Kloss, and C. Pépin, *Europhys. Lett.* **115**, 57001 (2016).
- [46] X. Montiel and C. Pépin, *Phys. Rev. B* **96**, 094529 (2017).
- [47] Y.-T. Hsu, M. Hartstein, A. J. Davies, M. K. Chan, J. Porras, T. Loew, S. V. Taylor, H. Liu, M. L. Tacon, H. Zuo, J. Wang, Z. Zhu, G. G. Lonzarich, B. Keimer, N. Harrison, and S. E. Sebastian (unpublished).
- [48] See Supplemental Material at <http://link.aps.org/supplemental/10.1103/PhysRevB.96.134511> for derivation of the self-energy, conductivities, and additional calculations.
- [49] P. Voruganti, A. Golubentsev, and S. John, *Phys. Rev. B* **45**, 13945 (1992).
- [50] A. Eberlein, W. Metzner, S. Sachdev, and H. Yamase, *Phys. Rev. Lett.* **117**, 187001 (2016).
- [51] G. D. Mahan, *Many-Particle Physics* (Springer, New York, 2000).