



HAL
open science

Field-effect control of superconductivity and Rashba spin-orbit coupling in top-gated LaAlO₃/SrTiO₃ devices

S. Hurand, A. Jouan, C. Feuillet-Palma, G. Singh, J. Biscaras, E. Lesne, N. Reyren, Alain Barthélémy, M. Bibes, C. Ulysse, et al.

► **To cite this version:**

S. Hurand, A. Jouan, C. Feuillet-Palma, G. Singh, J. Biscaras, et al.. Field-effect control of superconductivity and Rashba spin-orbit coupling in top-gated LaAlO₃/SrTiO₃ devices. Scientific Reports, 2015, 5, pp.12751. 10.1038/srep12751 . cea-01498161

HAL Id: cea-01498161

<https://cea.hal.science/cea-01498161v1>

Submitted on 29 Mar 2017

HAL is a multi-disciplinary open access archive for the deposit and dissemination of scientific research documents, whether they are published or not. The documents may come from teaching and research institutions in France or abroad, or from public or private research centers.

L'archive ouverte pluridisciplinaire **HAL**, est destinée au dépôt et à la diffusion de documents scientifiques de niveau recherche, publiés ou non, émanant des établissements d'enseignement et de recherche français ou étrangers, des laboratoires publics ou privés.

Field-effect control of superconductivity and Rashba spin-orbit coupling in top-gated LaAlO₃/SrTiO₃ devices

S. Hurand¹, A. Jouan¹, C. Feuillet-Palma¹, G. Singh¹, J. Biscaras¹, E. Lesne², N. Reyen², A. Barthélémy², M. Bibes², C. Ulysse³, X. Lafosse³, M. Pannetier-Lecoœur⁴, S. Caprara⁵, M. Grilli⁵, J. Lesueur¹, N. Bergeal¹

¹*Laboratoire de Physique et d'Etude des Matériaux - CNRS-ESPCI ParisTech-UPMC,*

PSL Research University, 10 Rue Vauquelin - 75005 Paris, France.

²*Unité Mixte de Physique CNRS-Thales, 1 Av. A. Fresnel, 91767 Palaiseau, France*

³*Laboratoire de Photonique et de Nanostructures LPN-CNRS, Route de Nozay, 91460 Marcoussis, France*

⁴*DSM/IRAMIS/SPEC - CNRS UMR 3680, CEA Saclay, F-91191 Gif sur Yvette Cedex, France and*

⁵*Dipartimento di Fisica Università di Roma "La Sapienza", piazzale Aldo Moro 5, I-00185 Roma, Italy*

(Dated: March 4, 2015)

The recent development in the fabrication of artificial oxide heterostructures opens new avenues in the field of quantum materials by enabling the manipulation of the charge, spin and orbital degrees of freedom. In this context, the discovery of two-dimensional electron gases (2-DEGs) at LaAlO₃/SrTiO₃ interfaces, which exhibit both superconductivity and strong Rashba spin-orbit coupling (SOC), represents a major breakthrough. Here, we report on the realisation of a field-effect LaAlO₃/SrTiO₃ device, whose physical properties, including superconductivity and SOC, can be tuned over a wide range by a top-gate voltage. We derive a phase diagram, which emphasises a field-effect-induced superconductor-to-insulator quantum phase transition. Magneto-transport measurements indicate that the Rashba coupling constant increases linearly with electrostatic doping. Our results pave the way for the realisation of mesoscopic devices, where these two properties can be manipulated on a local scale by means of top-gates.

The interplay between superconductivity and spin-orbit coupling (SOC) is at the centre of intensive research efforts as it can generate a variety of unique phenomena such as the occurrence of triplet superconductivity, for instance [1]. Recently, hybrid nanostructures involving a superconductor in proximity to a semiconducting nanowire with a strong SOC have been proposed as an ideal system to observe a topological superconducting phase, which accommodates pairs of Majorana fermions [2, 3]. Following this idea, the first signatures of Majorana Fermions were obtained in devices made with indium antimonide in contact with niobium titanium nitride [4]. However, the realisation of such devices remains a challenge because (i) the intrinsic value of the SOC in semiconductors is weak and cannot be tuned (ii) it is difficult to control the spin state at the interface between very different materials. For this reason, the discovery of a two-dimensional electron gas (2-DEG) at the interface between two insulating oxides such as LaAlO₃/SrTiO₃ or LaTiO₃/SrTiO₃ raised a considerable interest [5]. Indeed, this 2-DEG displays both superconductivity [6, 7] and strong Rashba SOC [8, 9], a combination of properties which is rarely observed in the same material.

The 2-DEG whose typical extension in the SrTiO₃ substrate is of order ~ 10 nm [10, 12] is confined in an interfacial quantum well buried under an few unit cells thick insulating LaAlO₃ layer. By adjusting the Fermi level with a gate voltage, the conductivity of the 2-DEG can be modulated from insulating to superconducting [11, 12]. In addition, the Rashba SOC, which is dominated by the local electric field at the interface, can be increased by filling the quantum well [8]. The combination of these two effects enables the realisation of nanostructures, where the very same material can be turned into different states by applying a local electric field-effect. Thus far, controlling the superconductivity and SOC have been demonstrated almost exclusively with gates deposited at the back of thick

SrTiO₃ substrates. Because of the very high value of the SrTiO₃ dielectric constant at low temperatures ($\epsilon \approx 20000$) [13], the electric field-effect can significantly modulate the carrier density with gate voltages on the order of 100 V [11, 12, 14]. However, in such geometry, it is not possible to control the properties of the 2-DEG on a scale much smaller than the typical thickness of the substrate (500 μm), making it impossible to realise devices with dimensions comparable to lengths that are characteristic of quantum orders (such as the superconducting coherence length and the spin diffusion length). To overcome this problem, field-effect control of the superconductivity and Rashba SOC needs to be achieved by means of local top-gates. Forg et al. fabricated field-effect transistors in a LaAlO₃/SrTiO₃ heterostructures using the insulating LaAlO₃ layer as the gate dielectric and the YBa₂Cu₃O₇ layer as the top-gate electrode [15]. Hosoda et al. achieved top-gate control of the normal state properties using a metallic gate directly deposited on the LaAlO₃ layer [16]. More recently, a first attempt to modulate the superconductivity with a top-gate gave promising results [17], despite the leaky insulating LaAlO₃ layer. In this article, the realisation of a top-gated field-effect device is reported. The properties of the 2-DEG could be tuned over a wide range, from a superconducting to an insulating state. In addition, the control of the Rashba SOC by means of a top-gate is also demonstrated.

A ten- μm -wide superconducting Hall bar was first fabricated with an amorphous LaAlO₃ template method and then covered by a Si₃N₄ dielectric layer and a metallic top gate (see Fig. 1a and 1b) [18]. More information on the fabrication processes is given in the Methods section. The sample was anchored to the mixing chamber of a dilution refrigerator with a base temperature of 16 mK. Figure 1c shows the superconducting transition of the device at the critical temperature $T_c^{\text{onset}} \approx 250$ mK, which is similar to an unprocessed LaAlO₃/SrTiO₃ heterostructure. The current-voltage (I-V) characteristics of the device abruptly switches from the superconducting state ($R = 0$) to the resistive state ($R \neq 0$) at the critical current $I_c = 460$ nA which corresponds to a critical current density of approximately 500 $\mu\text{A}/\text{cm}$.

Electrostatic control of the carrier density

After the sample was cooled, the top-gate voltage V_{TG} was first increased to +110 V, beyond the saturation threshold of the resistance. During this operation, electrons are added in the quantum well, increasing the Fermi energy to its maximum value (i.e., the top of the well) [19]. In comparison with back-gate experiments where the relationship between the carrier density (n) and the back-gate voltage V_{BG} is not trivial owing to the electric-field-dependent dielectric constant of SrTiO₃ [13], here, the carrier density is expected to increase linearly with V_{TG} . Figure 2 shows the sheet carrier density $n = \frac{-IB}{eV_H}$, extracted from the Hall effect measurements performed up to $B=4$ T as a function of the top-gate voltage V_{TG} , for two different back-gate voltages ($V_{\text{BG}}=0$ V and $V_{\text{BG}}=-15$ V). For $V_{\text{BG}}=0$ V, the linear increase in n is observed with V_{TG} only for negative V_{TG} . The non-physical decrease in n with V_{TG} for positive gate voltages is caused by the incorrect determination of the carrier density at low magnetic fields. It was shown that at the LaAlO₃/SrTiO₃ interface, the Hall voltage is no longer linear with the magnetic field for strong filling of the quantum well because of multi-band transport [12, 20, 21]. To reach a doping regime where the one-band approximation is valid, a negative back-gate $V_{\text{BG}}=-15$ V was applied producing a depletion of the highest energy sub-bands that accommodate the highly-mobile carriers, responsible of the decrease of the Hall number at positive V_{TG} . Figure 2 shows that in this case, the linear dependence of $n = \frac{-IB}{eV_H}$ with V_{TG} can be recovered. The linear fit of slope $\frac{dn}{dV_{\text{TG}}} = 5.0 \times 10^{10} \text{ e}^- \cdot \text{cm}^{-2} \cdot \text{V}^{-1}$ is obtained from numerical simulations of the electric field-effect by a finite elements method assuming a dielectric constant $\epsilon=5$ for the Si₃N₄ layer (see the inset in Fig. 2). Finally, the following relationship between the carrier density and top-gate voltage is deduced: $n=5.0 \times 10^{10} V_{\text{TG}}+1.69 \times 10^{13} \text{ e}^- \cdot \text{cm}^{-2}$.

Superconductivity and phase diagram

In the following, the back gate voltage V_{BG} was always set to 0 V unless otherwise stated. Figure 3a shows the sheet resistance of the device as a function of temperature measured for different top-gate voltages in the range [-110 V,+110 V], where the leakage gate current is negligible (<0.1 nA). The variation in V_{TG} induces a modulation in the normal state resistance by two orders of magnitude. Figure 3b summarises the variations of the normalised resistance $R/R(T=350 \text{ mK})$ as a function of temperature (T) and top-gate voltage V_{TG} on a phase diagram. The corresponding n is also indicated on the top axis. The device displays a gate-dependent superconducting transition, whose critical temperature T_c describes a partial dome as a function of V_{TG} , similar to that observed with a back-gate [11, 12, 14]. The maximum T_c , corresponding to optimal doping, is around 250 mK. In the underdoped region, a decrease in the gate voltage causes T_c to continuously decrease from its maximum value to zero. A superconductor-to-insulator quantum phase transition takes place around $V_{\text{TG}}=-90$ V. The critical sheet resistance at the transition is $R_s \simeq 8 \text{ k}\Omega$, which is close to the quantum of resistance of bosons with $2e$ charges, $R_Q = \frac{h}{4e^2} \simeq 6.5 \text{ k}\Omega$. For large negative voltages, corresponding to low electron densities, the sheet resistance increases strongly when approaching the insulating state. In the overdoped region, the addition of electrons into the quantum well with the top-gate produces a small decrease in T_c whose origin is currently under debate. Such behaviour has also been observed in doped bulk SrTiO_3 [22] and could be reinforced by the two-dimensionality of the interface [23]. The current-voltage characteristics of the device for different top-gate voltages are shown in Supplementary Material.

Rashba Spin-orbit coupling

In $\text{LaAlO}_3/\text{SrTiO}_3$ heterostructures, the accumulation of electrons in the interfacial quantum well generates a strong local electric field E_z perpendicular to the motion of the electrons, which translates into a magnetic field in their rest frame. The coupling of the electrons spins to this field gives rise to the so-called Rashba SOC [24], characterised by the spin-splitting energy $\Delta_{\text{SO}} = 2\alpha k_F$ at the Fermi surface, where k_F is the Fermi wave vector and α is the Rashba coupling constant. This latter is directly proportional to the interfacial electric field E_z and therefore depends on the filling of the quantum well. In electronic transport measurements, the presence of a spin-orbit coupling results in an additional spin relaxation mechanism characterised by the relaxation time τ_{SO} . The weak localization corrections to the conductance of a two-dimensional system at low temperatures is modified by τ_{SO} [25, 26]. The strength of the SOC can therefore be determined by properly analysing the magnetoconductance $\Delta\sigma(B) = \sigma(B) - \sigma(0)$.

$\Delta\sigma(B)$ was measured in the normal state at different temperatures and top-gate voltages. For negative V_{TG} a positive magnetoconductance was observed beyond 1T. This is characteristic of a weak localization regime with small SOC (Fig. 4). As V_{TG} is increased, an inversion of the sign of the magnetoconductance is observed and at large positive gate voltage the magnetoconductance remains always negative. The experimental data in Figure 4 were fitted with the Maekawa-Fukuyama formula in a diffusive regime that describes the change in the conductivity with magnetic field with negligible Zeeman splitting [25],

$$\begin{aligned}
\Delta\sigma(B)/G_0 = & -\Psi\left(\frac{1}{2} + \frac{B_{\text{tr}}}{B}\right) + \frac{3}{2}\Psi\left(\frac{1}{2} + \frac{B_{\Phi} + B_{\text{SO}}}{B}\right) \\
& - \frac{1}{2}\Psi\left(\frac{1}{2} + \frac{B_{\Phi}}{B}\right) - \left[\ln\left(\frac{B_{\Phi} + B_{\text{SO}}}{B_{\text{tr}}}\right)\right. \\
& \left. + \frac{1}{2}\ln\left(\frac{B_{\Phi} + B_{\text{SO}}}{B_{\Phi}}\right)\right] - A_K \frac{\sigma_0}{G_0} B^2
\end{aligned} \tag{1}$$

where Ψ is the digamma function, $G_0 = \frac{e^2}{\pi h}$ is the quantum of conductance, and the parameters B_{tr} , B_{Φ} , B_{SO} are the effective fields related to the elastic, inelastic and spin-orbit relaxation times respectively. B_{Φ} and B_{SO} , which are measured here by a transport experiment, are related to the relaxation times τ_{Φ} and τ_{SO} by the expressions $B_{\Phi} = \hbar/(4eD\tau_{\Phi})$ and $B_{\text{SO}} = \hbar/(4eD\tau_{\text{SO}})$ respectively, where D is the diffusion constant [25, 26]. Finally, to account for the orbital magnetoconductance, we have added in Eq. (1) a B^2 term with a Kohler coefficient A_K which increases quadratically with the mobility [27, 28]. Good agreement is obtained between the experimental data and the theory over the whole electrostatic doping range. The evolution of the fitting parameters as a function of the top-gate voltage and equivalent carrier density is shown in Fig. 4b. B_{Φ} varies only weakly over the whole range of gate voltage, indicating that the number of inelastic collisions does not depend on the carrier density.

In the framework of the weak localisation theory the temperature dependence of the inelastic scattering time is given by $\tau_{\Phi} \propto T^{-p}$ and therefore $B_{\Phi} \propto T^p$, where p depends on the inelastic mechanism. The same fitting procedure was performed at different temperatures, giving a linear relationship between B_{Φ} and T (Fig. 4b inset and Supplementary Material). This is consistent with $p=1$, which indicates that the inelastic scattering is dominated by electron-electron interactions [6, 29].

Spin-splitting energy.

The spin-orbit term (B_{SO}) increases with top-gate voltage and, correspondingly, with the carrier density. The analysis of this dependence can shed light on the origin of the SOC at the LaAlO₃/SrTiO₃ interface. If the spin relaxation is dominated by the D'Yakonov-Perel mechanism, based on a Rashba band splitting, $\tau_{\text{SO}} = \frac{\hbar^4}{4\alpha^2 D m^2}$ in the limit $2\alpha k_F \tau_e / \hbar \ll 1$ (τ_e is the elastic relaxation time), which is satisfied here [26, 30]. We then obtain the relationship between the coupling constant and the spin-orbit effective field $\alpha = (e\hbar^3 B_{\text{SO}})^{1/2}/m$. Integrating the Maxwell-Gauss equation in the direction perpendicular to the interface gives $E_z = \frac{\epsilon}{\epsilon_0}(n + n_t)$ where ϵ is the dielectric constant of Si₃N₄ at the interface and n_t is the carrier density of non-mobile charges trapped in the SrTiO₃ substrate. It is therefore expected that the Rashba coupling constant will vary with carrier density with the form $\alpha = an + b$, which is well satisfied experimentally for a wide range of electrostatic doping (Fig. 5). This indicates that the D'Yakonov-Perel mechanism in the presence of Rashba SOC is dominant in these 2-DEGs. Assuming a Fermi energy of 100 meV and an effective mass $m = 0.7m_0$ for the d_{xy} light subbands mainly occupied, we can estimate the spin-splitting energy $\Delta_{\text{SO}} = 2k_F\alpha$. The order of magnitude of a few meV, which is much larger than in most semiconductors, is in agreement with previous studies [8, 9]. Neglecting the small changes in k_F with doping, we can plot the variation of Δ_{SO} with V_{TG} , and correspondingly, n (Figure 5). Δ_{SO} is independent of the temperature below 10 K as the shape of the quantum well and E_z do not change in this temperature range (see the inset in Fig. 5 and Supplementary Material). The Kohler term (parameter A_K) is proportional to the square of the mobility. Thus, it dominates the magnetoconductance for gate voltages beyond +80 V, making it difficult to precisely evaluate the SOC at strong electrostatic doping.

In summary, LaAlO₃/SrTiO₃-based field-effect devices were fabricated using the amorphous LaAlO₃ template method. The superconductivity can be electrostatically modulated over a wide range by a top-gate voltage, without any leakage. A superconductor-to-insulator quantum phase transition is induced when the quantum well is strongly depleted. By analysing the magnetotransport measurements, the presence of strong spin-orbit coupling that could be controlled with the top-gate voltage was demonstrated. The spin-splitting energy on the order of a few meV was found to increase linearly with the interfacial electric field in agreement with the Rashba mechanism. These results represent an important step toward the realisation of new mesoscopic devices, where the interaction between superconductivity and the Rashba SOC could give rise to non-conventional electronic states.

Methods

Device fabrication. Starting with a TiO₂-terminated (001)-oriented SrTiO₃ commercial substrate (Crystec), the template of a Hall bar with contact pads was defined by evaporating an amorphous LaAlO₃ layer through a resist patterned by optical lithography. After a lift-off process, a thin layer of crystalline LaAlO₃ (8 u.c) was grown on the amorphous template by Pulse Laser Deposition, such that only the areas directly in contact with the substrate (Hall bar and contact pads) were crystalline. A KrF excimer (248 nm) laser was used to ablate the single-crystalline LaAlO₃ target at 1 Hz, with a fluence between 0.6 and 1.2 J/cm² under an O₂ pressure of 2×10^{-4} mbar [31]. The substrate was typically kept at 650°C during the growth of the film, monitored in real-time by reflection high-energy electron diffraction RHEED. As the growth occurs layer-by-layer, the thickness can be controlled at the unit cell level. After the growth of the film, the sample was cooled down to 500°C under a O₂ pressure of 10⁻¹ mbar, which was increased up to 400 mbar. To reduce the presence of oxygen vacancies (in both the substrate and the film), the sample was kept under these conditions for 30 minutes before it was cooled to room temperature. The 2-DEG forms at the interface between the crystalline LaAlO₃ layer and the SrTiO₃ substrate. Such method has already been used to fabricate ungated 500 nm wide channels without noticeable alteration of the 2DEG properties [18]. Once the channel is defined, a 500 nm thick Si₃N₄ dielectric layer was deposited on the Hall bar by a lift-off process. After this step, a gold top-gate layer was deposited and lifted-off forming an appropriate geometry to cover the Hall bar. A metallic back gate was added at the end of the process.

-
- [1] Gorkov, L. P., Rashba, E. I. Superconducting 2D System with Lifted Spin Degeneracy: Mixed Singlet-Triplet State. *Phys. Rev. Lett.* **87**, 037004 (2001).
 - [2] Lutchyn, R. M., Sau, J. D., Das Sarma, S. Majorana Fermions and a Topological Phase Transition in Semiconductor-Superconductor Heterostructures. *Phys. Rev. Lett.* **105**, 077001 (2010).
 - [3] Oreg, Y., Refael, G., von Oppen, F. Helical Liquids and Majorana Bound States in Quantum Wires. *Phys. Rev. Lett.* **105**, 177002 (2010).
 - [4] Mourik, V. et al. Signatures of Majorana Fermions in Hybrid Superconductor-Semiconductor Nanowire Devices. *Science* **336**, 1003 (2012).
 - [5] Ohtomo, A. & Hwang, H. Y. A high-mobility electron gas at the LaAlO₃/SrTiO₃ heterointerface. *Nature* **427**, 423–426 (2004).
 - [6] Biscaras, J. et al. Two-dimensional superconductivity at a Mott insulator/band insulator interface LaTiO₃ SrTiO₃. *Nature Commun.* **1**, 89 (2010).

- [7] Reyren, N. et al. Superconducting interfaces between insulating oxides. *Science* **317**, 1196–1199 (2007).
- [8] Caviglia, A. D., Gabay, M., Gariglio, S., Reyren, Cancellieri, C., & Triscone, J.-M. Tunable Rashba Spin-Orbit Interaction at Oxide Interfaces. *Phys. Rev. Lett.* **104**, 126803 (2010).
- [9] Ben Shalom, M., Sachs, M., Rakhmilevitch, D., Palevski, A. & Dagan, Y. Tuning Spin-Orbit Coupling and Superconductivity at the SrTiO₃/LaAlO₃ Interface: A Magnetotransport Study. *Phys. Rev. Lett.* **104**, 126802 (2010).
- [10] Copie, O. et al. Towards Two-Dimensional Metallic Behavior at LaAlO₃/SrTiO₃ Interfaces. *Phys. Rev. Lett.* **102**, 216804 (2009).
- [11] Caviglia, A. D. et al. Electric field control of the LaAlO₃ SrTiO₃ interface ground state. *Nature* **456**, 624 (2008).
- [12] Biscaras, J. et al. Two-dimensional superconductivity induced by high-mobility carrier doping in LaTiO₃ SrTiO₃ heterostructures. *Phys. Rev. Lett.* **108**, 247004 (2012).
- [13] Neville, R. C., Hoeneisen, B. & Mead, C. A. Permittivity of Strontium Titanate. *J. Appl. Phys.* **43**, 2124 (1972).
- [14] Bell, C. et al. Dominant Mobility Modulation by the Electric Field Effect at the LaAlO₃ SrTiO₃ Interface. *Phys. Rev. Lett.* **103**, 226802 (2009).
- [15] Forg, B., Richter, C. & Mannhart, J. Field-effect devices utilizing LaAlO₃/SrTiO₃ interfaces. *Appl. Phys. Lett.* **100**, 053506 (2012).
- [16] Hosoda, M., Hikita, Y., Hwang, H. Y., & Bell, C. Transistor operation and mobility enhancement in top-gated LaAlO₃/SrTiO₃ heterostructures. *Appl. Phys. Lett.* **103**, 103507 (2013).
- [17] Eerkes, P. D., van der Wiel, W. G. & Hilgenkamp, H. Modulation of conductance and superconductivity by top-gating in LaAlO₃/SrTiO₃ 2-dimensional electron systems. *Appl. Phys. Lett.* **103**, 201603 (2013).
- [18] Stornaiuolo, D. et al. In-plane electronic confinement in superconducting LaAlO₃/SrTiO₃ nanostructures. *Appl. Phys. Lett.* **101**, 222601 (2012).
- [19] Biscaras, J. et al. Limit of the electrostatic doping in two-dimensional electron gases of LaXO₃ (X = Al, Ti)/SrTiO₃. *Sci. Rep.* **4**, 6788 (2014).
- [20] J. S. Kim *et al.* Nonlinear Hall effect and multichannel conduction in LaTiO₃/SrTiO₃ superlattices. *Phys. Rev. B* **82**, 201407 (2010).
- [21] Ohtsuka, R., Matvejeff, M., Nishio, N., Takahashi, R., Lippmaa, M. Transport properties of LaTiO₃/SrTiO₃ heterostructures. *Appl. Phys. Lett.* **96**, 192111 (2010).
- [22] Takada, Y. Theory of Superconductivity in Polar Semiconductors and Its Application to N-Type Semiconducting SrTiO₃. *J. of the Physical Society of Japan*, **49**, 1267 (1980).
- [23] Klimin, S. N., Tempere, J., Devreese, J. T. & van der Marel, D. Interface superconductivity in LaAlO₃-SrTiO₃ heterostructures. *arXiv:1402.6227v2* (2014).
- [24] Bychkov, Y. A. & Rashba, E. I. Oscillatory effects and the magnetic susceptibility of carriers in inversion layers. *J. Phys. C* **17**, 6039 (1984).
- [25] Maekawa, S. & Fukuyama, H. Magnetoresistance in Two-Dimensional Disordered Systems: Effects of Zeeman Splitting and Spin-Orbit Scattering. *J. Phys. Soc. Jpn.* **50**, 2516-2524 (1981).
- [26] Hikami, S., Larkin, A. I. & Nagaoka, Y. Spin-Orbit interaction and magnetoresistance in the 2 dimensional random system. *Prog. Theor. Phys.* **63**, 707 (1980).
- [27] Sommerfeld, A. & Frank, N. H. The Statistical theory of thermoelectric, galvano- and thermomagnetic phenomena in metals. *Rev. Mod. Phys.* **3** 1 (1931).
- [28] Macdonald D. K. C. & Sarginson, K Galvanomagnetic effects in conductors. *Reports on Progress in Phys.* **15** 249, (1952).
- [29] Lee, P. A. & Ramakrishnan, T. V. Disordered electronic systems. *Rev. Mod. Phys.* **57**, 2873317 (1985).
- [30] D'yakonov, M. I. & Perel, V. I. Spin relaxation of conduction electrons in non-centrosymmetric semiconductors. *Sov. Phys. Solid State* **13**, 3023 (1972).
- [31] Lesne, E. et al. Suppression of the critical thickness threshold for conductivity at the LaAlO₃/SrTiO₃ interface. *Nat. Commun.* **5**, 4291 (2014).

Acknowledgments

This work was supported by the french ANR, the DGA the CNRS PICS program and the Région Ile-de-France through CNano IdF and Sesame programs.

Correspondence and requests for materials should be addressed to N.B. (nicolas.bergeal@espci.fr)

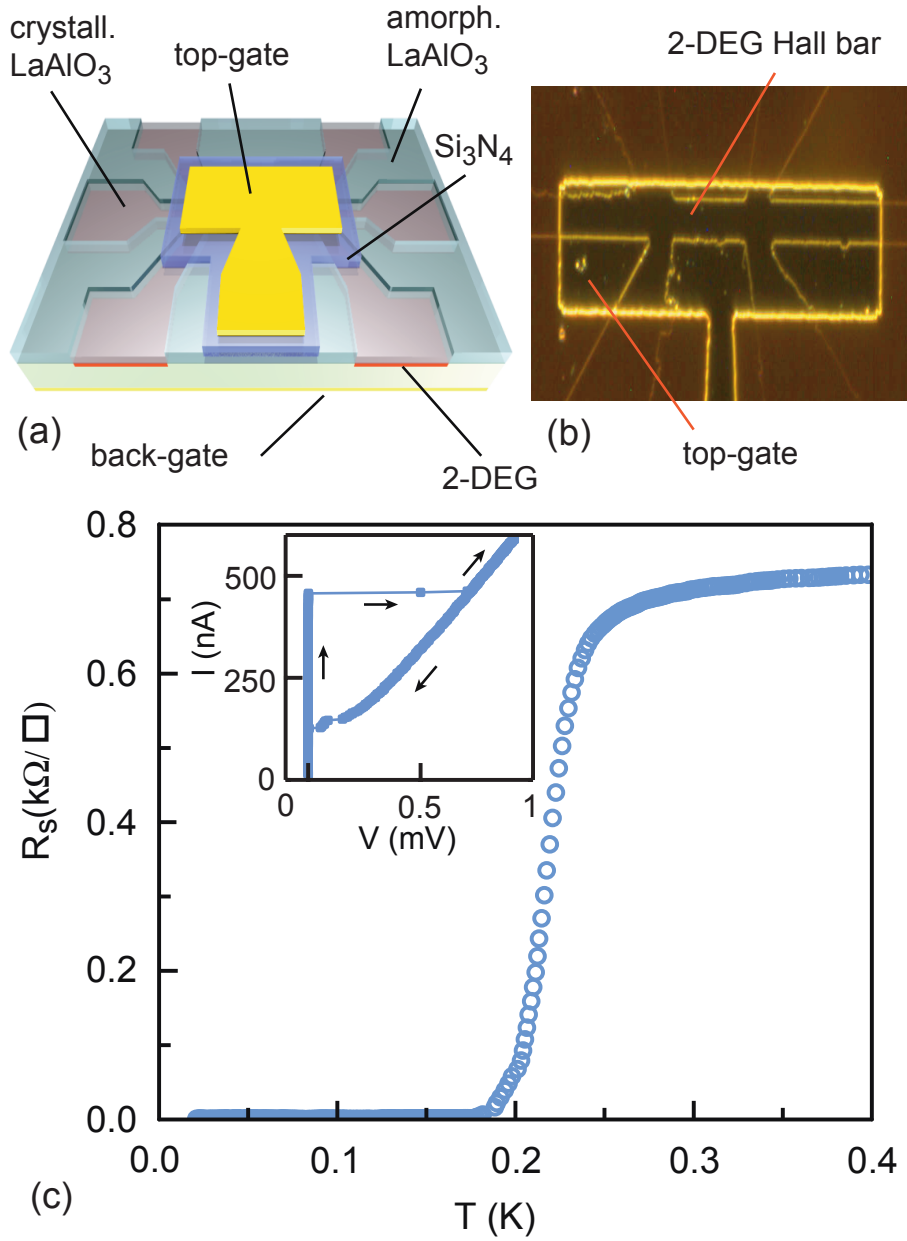


FIG. 1: Device structure and superconducting transition. a) Schematic of the LaAlO₃/SrTiO₃ device with a 500 nm thick Si₃N₄ dielectric layer. b) Dark-field optical picture of the device showing the Hall bar covered by a top-gate. c) Sheet resistance as a function of temperature showing a superconducting transition at a critical transition temperature $T_c \approx 250$ mK. Inset) Current-voltage characteristics of the device indicating the critical current $I_c=460$ nA. The arrows indicate the direction of the current sweep.

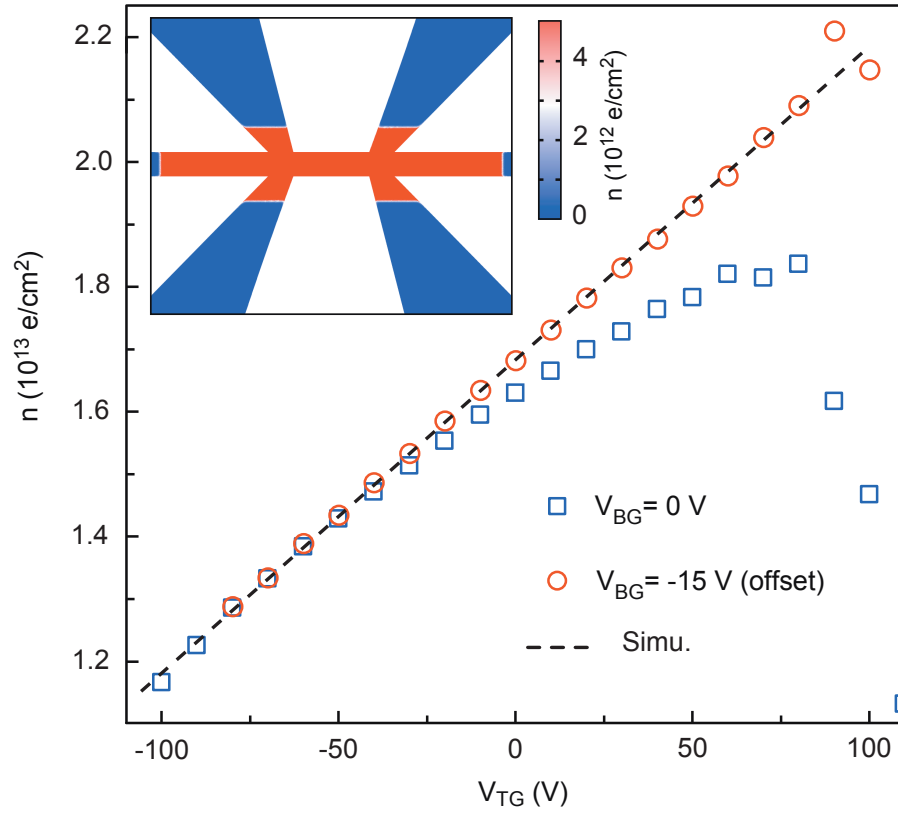


FIG. 2: Hall effect and carrier density. Carrier density (n) extracted from the slope of the Hall voltage (V_H) at 4 T as a function of V_{TG} for two different back-gate voltages (V_{BG}). The curve at $V_{BG} = -15 \text{ V}$ is offset to match the curve at $V_{BG} = 0 \text{ V}$ at negative top-gate voltages. The dashed line was obtained from numerical simulations on the carrier density, assuming a dielectric constant $\epsilon=5$ for the Si_3N_4 layer. Inset: example of a numerical simulation of the charge carrier distribution in the device for $V_{BG}=0 \text{ V}$ and $V_{TG}=10 \text{ V}$.

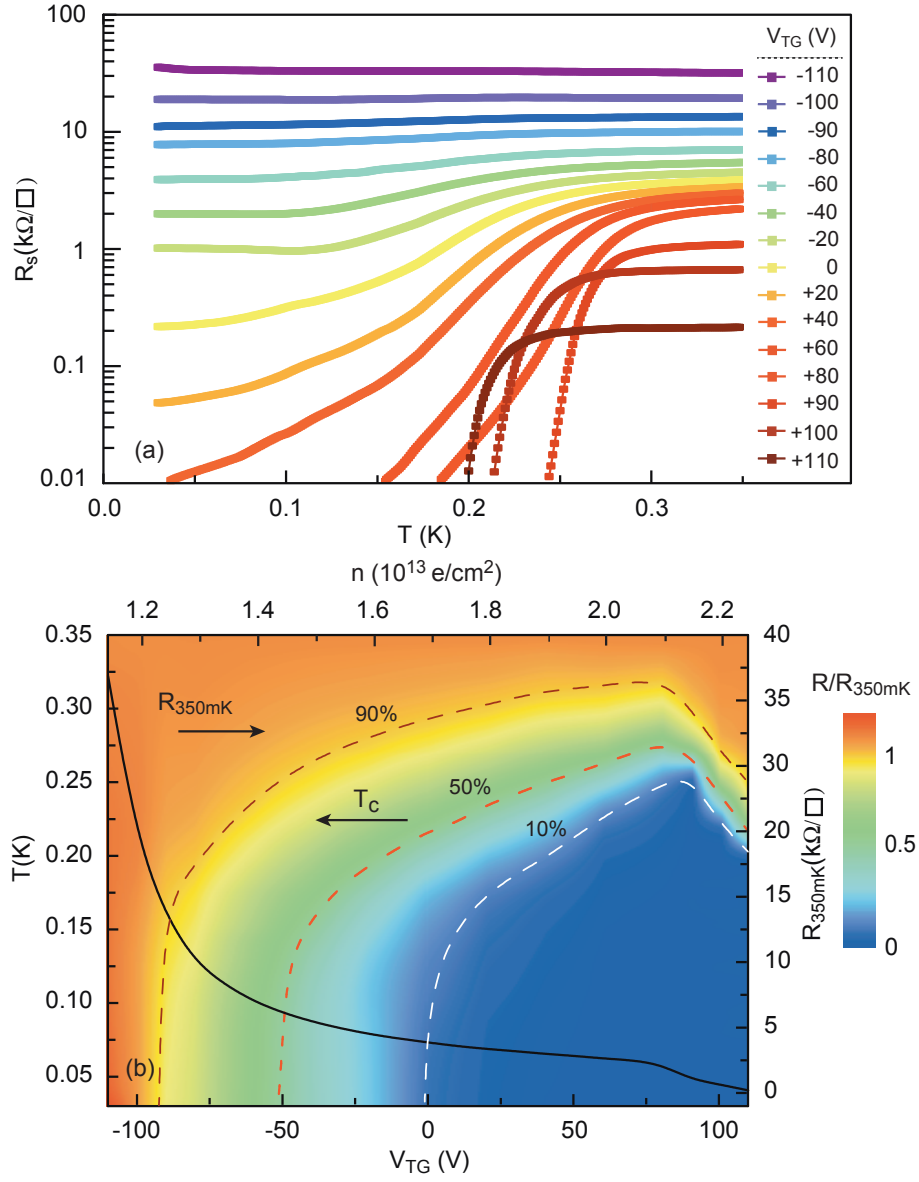


FIG. 3: Field-effect control of the superconductivity. a) Sheet resistance of the device as a function of temperature for different V_{TG} . b) Sheet resistance normalised by its value at $T=350$ mK plotted with a colour scale as a function of temperature (left axis) and top-gate voltage. The carrier densities corresponding to the top-gate voltages have been added in the top axis. The sheet resistance at $T=350$ mK is plotted as a function of top-gate voltage on the right axis. The critical temperature T_c is plotted as function of the top-gate voltage on the left axis for the different criteria : drop of 10%, 50% and 90 % of the normal resistance taken at $T=350$ mK.

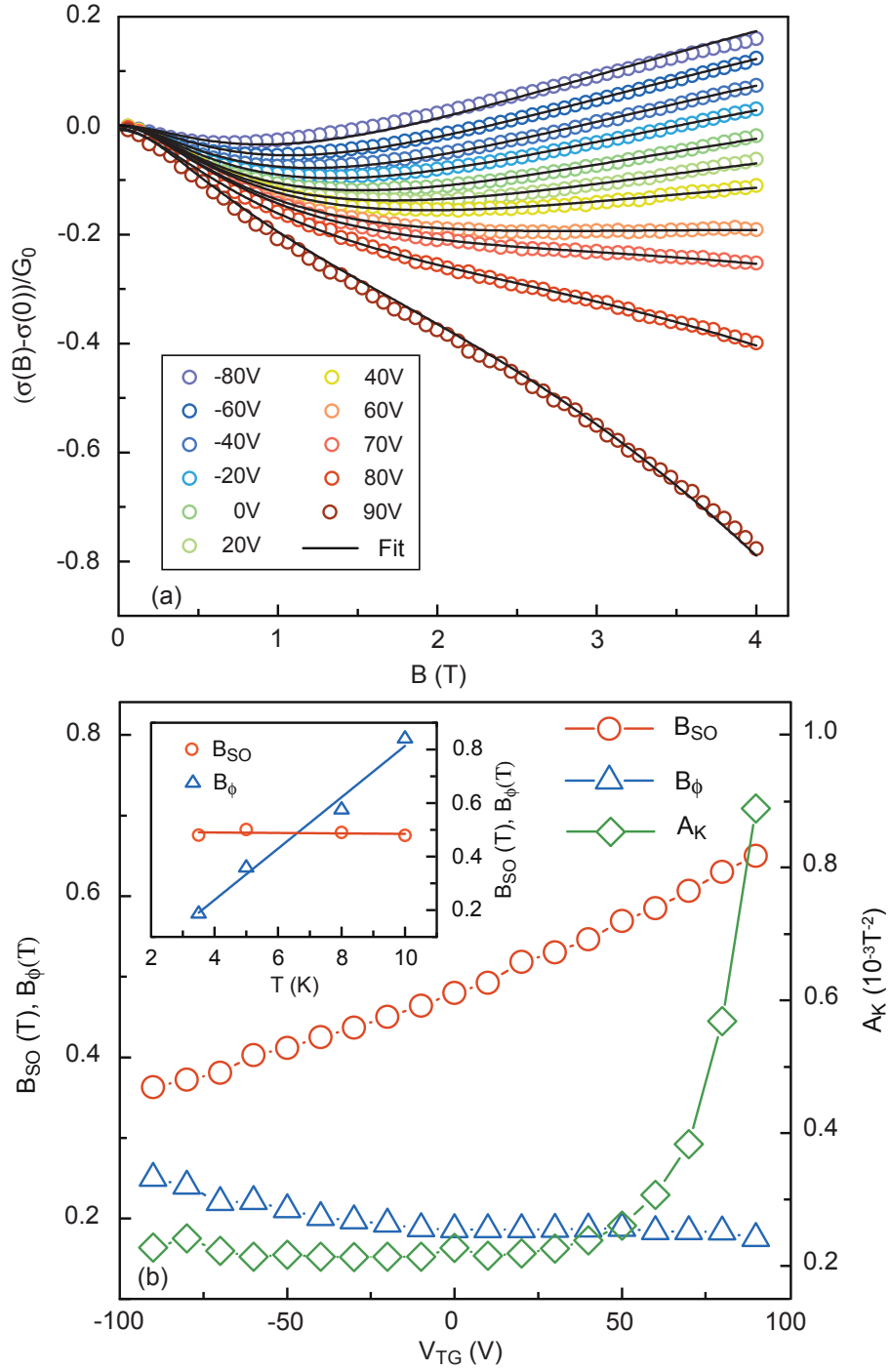


FIG. 4: Magnetotransport measurements. a) Magnetoconductance of the device at $T=3.5$ K for different V_{TG} . The experimental data (open symbols) are fitted with the Maekawa-Fukuyama formula (1). b) Evolution of the fitting parameters B_{SO} , B_ϕ and A_K as a function of the gate voltage. Inset) Variations in B_{SO} and B_ϕ as a function of temperature for $V_{TG}=0$.

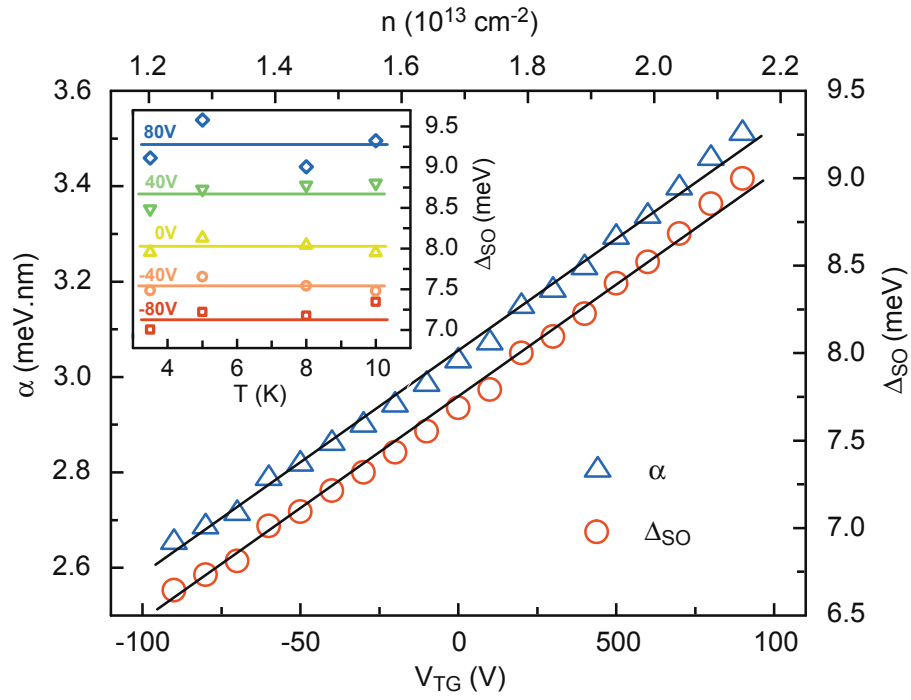


FIG. 5: Spin-orbit splitting. Spin-orbit constant and splitting as a function of V_{TG} (bottom axis) and corresponding carrier density (top axis). Inset : Spin-orbit splitting as a function of temperature for selected V_{TG} .