



HAL
open science

Variational calculation of transport coefficients in diffusive lattice gases

Chikashi Arita, P. L. Krapivsky, Kirone Mallick

► **To cite this version:**

Chikashi Arita, P. L. Krapivsky, Kirone Mallick. Variational calculation of transport coefficients in diffusive lattice gases. *Physical Review E* , 2017, 95, pp.032121. 10.1103/PhysRevE.95.032121 . cea-01484587

HAL Id: cea-01484587

<https://cea.hal.science/cea-01484587>

Submitted on 8 Feb 2019

HAL is a multi-disciplinary open access archive for the deposit and dissemination of scientific research documents, whether they are published or not. The documents may come from teaching and research institutions in France or abroad, or from public or private research centers.

L'archive ouverte pluridisciplinaire **HAL**, est destinée au dépôt et à la diffusion de documents scientifiques de niveau recherche, publiés ou non, émanant des établissements d'enseignement et de recherche français ou étrangers, des laboratoires publics ou privés.

Variational calculation of transport coefficients in diffusive lattice gases

Chikashi Arita,¹ P. L. Krapivsky,^{2,3} and Kirone Mallick³

¹*Theoretische Physik, Universität des Saarlandes, 66041 Saarbrücken, Germany*

²*Department of Physics, Boston University, Boston, MA 02215, USA*

³*Institut de Physique Théorique, IPhT, CEA Saclay and URA 2306, CNRS, 91191 Gif-sur-Yvette cedex, France*

A diffusive lattice gas is characterized by the diffusion coefficient depending only on the density. The Green-Kubo formula for diffusivity can be represented as a variational formula, but even when the equilibrium properties of a lattice gas are analytically known the diffusion coefficient can be computed only in the exceptional situation when the lattice gas is gradient. In the general case, minimization over an infinite-dimensional space is required. We propose an approximation scheme based on minimizing over finite-dimensional subspaces of functions. The procedure is demonstrated for one-dimensional generalized exclusion processes in which each site can accommodate at most two particles. Our analytical predictions provide upper bounds for the diffusivity that are very close to simulation results throughout the entire density range. We also analyze non-equilibrium density profiles for finite chains coupled to reservoirs. The predictions for the profiles are in excellent agreement with simulations.

I. INTRODUCTION

In systems composed of a huge number of interacting particles, a continuous macroscopic behavior emerges after space and time variables are suitably rescaled. In this *hydrodynamic limit*, the intrinsic granularity of the basic constituents is lost and the system is described by continuous fields (such as matter or charge densities, currents, magnetization, etc.), coupled by partial differential equations. The program of developing a mathematical theory of hydrodynamic limits for general systems was posed by Hilbert [1] in his sixth problem, and is still far from completion.

Over the past 30 years, significant progress in deriving hydrodynamic limits has been achieved in the realm of lattice gases with stochastic microscopic dynamics [2–15]. In particular, for stochastic lattice gases with simple conservative interactions such as exclusion processes it was shown [2, 3] that a coarse-grained density $\rho(x, t)$ satisfies the macroscopic conservation equation, $\partial_t \rho = -\partial_x J$, with local current $J(x, t)$ given by Fick's law, $J = -D(\rho)\partial_x \rho$. The diffusivity $D(\rho)$ depends on the microscopic dynamical rules and calculating, it is a very challenging problem.

The hydrodynamic limit describes the deterministic evolution of the density field $\rho(x, t)$ defined as a local, coarse-grained empirical average over microscopic configurations. This is analogous to the law of large numbers [6]. The next step is to investigate fluctuations around the average, i.e., to find a property analogous to the central limit theorem for interacting lattice gases. A non-rigorous but physically well-motivated approach is to consider the density and current as stochastic fields coupled by mass conservation, $\partial_t \rho = -\partial_x J$, and to add a random contribution to the constitutive equation that relates current to density:

$$J = -D(\rho)\partial_x \rho + \sqrt{\sigma(\rho)}\xi(x, t). \quad (1)$$

Here $\xi(x, t)$ is a Gaussian white noise. The amplitude of the noise depends on the second transport coefficient

$\sigma(\rho)$ known as conductivity (or mobility). Similarly to the diffusivity, the conductivity is a function of the local density. The conductivity $\sigma(\rho)$ depends on the microscopic rules. The two transport coefficients $D(\rho)$ and $\sigma(\rho)$ are difficult to calculate. If one of them is known, however, it is usually simple to determine the other due to the Einstein relation. For lattice gases close to equilibrium, the Einstein relation acquires a simple form

$$\frac{2D(\rho)}{\sigma(\rho)} = \frac{d^2\mathcal{F}(\rho)}{d\rho^2}, \quad (2)$$

where $\mathcal{F}(\rho)$ is the equilibrium free energy density per site.

Although a rigorous derivation of the stochastic partial differential equation obtained from (1) is lacking, the predictions agree with available exact results established for special lattice gases, see e.g. [12, 13]. There are also independent mathematical arguments supporting the large deviation principle implied by the stochastic Langevin equation based on (1). This is the starting point of the macroscopic fluctuation theory that describes diffusive interacting particle models in infinite domains and in finite systems connected to reservoirs at different temperatures (or chemical potentials) [14, 15]. As long as the local equilibrium is satisfied, the macroscopic fluctuation theory is applicable to far-from-equilibrium regimes.

Thus, an understanding of macroscopic behaviors, both the deterministic (hydrodynamic) part and fluctuations around it, requires knowledge of two transport coefficients: $D(\rho)$ and $\sigma(\rho)$. The Einstein relation (2) implies that it suffices to determine one coefficient. We focus on $D(\rho)$ which is especially important since it governs the hydrodynamic behavior.

In recent years, a significant effort has been devoted to the calculation of transport coefficients for various lattice gases. When a stochastic lattice gas satisfies a special property known as the gradient condition [2, 3], the computations become feasible. The gradient property states that the microscopic current is the gradient of a local function (i.e., loosely speaking, Fick's law is

already valid at the microscopic level). The simplest lattice gas obeying the gradient property is a collection of non-interacting random walkers—in this case, $D = 1$ and $\sigma = 2\rho$. The simplest interacting gradient lattice gas is the symmetric simple exclusion process [2, 16] for which $D = 1$ and $\sigma = 2\rho(1 - \rho)$. Other gradient lattice gases for which the diffusivity has been computed include the Katz-Lebowitz-Spohn model with symmetric hopping [5, 17, 18], repulsion processes [19], a lattice gas of leap-frogging particles [20, 21], and an exclusion process with avalanches [22]. In these models, an exact expression for the diffusivity can also be derived by a “perturbation approach”: one writes the current at the discrete lattice level and performs a continuous limit assuming the density field to be slowly varying.

Generic interacting particle processes do *not* satisfy the gradient condition; the computation of the diffusivity in such gases appears intractable. Nevertheless, there exists an exact variational formula for the diffusivity $D(\rho)$ derived by Varadhan and Spohn [16] (see also [3, 23, 24]). This rather abstract formula is valid for general lattice gases regardless of the gradient condition. It expresses $D(\rho)$ as a minimum of a functional over certain classes of functions. In simple cases, the functional is quadratic and the minimization gives a set of linear equations; generally it is unclear how to determine the minimum because the function space is infinite-dimensional.

In this work we demonstrate that the abstract variational formula for the diffusivity can be used as a tool to derive explicit (albeit approximate) formulas. We implement a systematic approximation procedure for $D(\rho)$ by minimizing over finite-dimensional subspaces of the infinite-dimensional function space. The simplest approximation gives exact results for gradient lattice gases. For general lattice gas, this iterative scheme can be carried out analytically as far as one wishes, although the complexity of calculations increases rapidly with the dimensionality of the subspace. The precision greatly improves after each step.

The general idea of approximately solving a variational problem is widely known in science and engineering. For instance, it underlies the Ritz method. In quantum mechanics, it is known as the variational method used, e.g., in finding approximations to the ground state, and also to excited states. This venerable idea has not yet been applied to the Varadhan-Spohn formula for the diffusivity, mostly because it is little known, and it has the reputation of being a very abstract object that makes concrete calculations difficult. Furthermore, an approximate variational procedure based on the Varadhan-Spohn formula requires very long calculations even for the simplest non-gradient lattice gases. Therefore one would like to choose a non-gradient lattice gas which is natural and sufficiently simple to be amenable to analysis. Exclusion processes (lattice gases with at most one particle per site) appear to be good candidates. They are widely used in conceptual developments such as testing far-from-equilibrium behaviors (see [12–16]), and in various applications (see [25, 26]

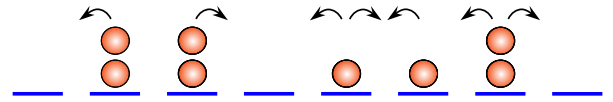


FIG. 1. Illustration of the GEP in one dimension, where each site is occupied by at most two particles. The arrows indicate possible transitions with rates (3). Two particles occupying the same site jump independently, each with a rate $\frac{1}{2}p_{2s}$.

and references therein). The basic example, namely the symmetric simple exclusion process, is gradient. In non-gradient exclusion processes, the range of hopping is increased or there are interactions between particles occupying neighboring sites. In such situations the dimensionality of the subspace also increases—this makes computations unwieldy, and even more so if equilibrium is not given by a product measure [27].

A rather simple non-gradient lattice gas with product measure is the 2-GEP, a generalized exclusion process (GEP) in which each site can host at most two particles. The 2-GEP is additionally parametrized by hopping rates depending on the occupancy levels. The 2-GEP is the first member in the family of k -GEP, where $k \geq 2$ is the maximal occupancy. The k -GEPs are non-gradient for all $k \geq 2$ and for generic hopping rates; the notable exception is the misanthrope process [28, 29].

The GEPs have been investigated in a number of studies [3, 23, 24, 30–32]. We overview their basic properties in Sec. II. In Sec. III we present the Varadhan-Spohn formula for the k -GEPs and we develop an iterative procedure allowing us to find increasingly better upper bounds for diffusivity. For the 2-GEP, each iteration of the variational procedure improves the precision by an order of magnitude. In Sec. IV, we investigate the 2-GEP on a finite interval with open boundaries connected to reservoirs. We conclude in Sec. V.

II. GENERALIZED EXCLUSION PROCESSES

We now define generalized exclusion processes (GEPs) and recall some of their basic properties at equilibrium. We start with the general k -GEP and then discuss the 2-GEP which is the main focus of our study. In the following we consider lattice gases in one dimension and always assume that particles undergo nearest-neighbor symmetric hopping.

A. Definition of k -GEPs

For the k -GEP, each site can accommodate at most k particles (see Fig. 1), i.e. the local occupation variables satisfy $\tau_i \in \{0, 1, \dots, k\}$. Jumps between adjacent sites are allowed only to sites with fewer than k particles and

the rates can depend on the occupancies of the sites:

$$\begin{aligned} (\tau_i, \tau_{i+1}) = (r, s) &\rightarrow (r-1, s+1) \quad (\text{rate } p_{rs}), \\ (\tau_i, \tau_{i+1}) = (r, s) &\rightarrow (r+1, s-1) \quad (\text{rate } p_{sr}). \end{aligned} \quad (3)$$

The hopping is possible only from occupied sites and impossible into maximally occupied sites, so

$$p_{0s} = p_{rk} = 0. \quad (4)$$

The one-site probabilities in the equilibrium state are conveniently expressed through the fugacity λ ,

$$\mathbb{P}[\tau_i = r] = W_r = \frac{a_r \lambda^r}{Z}, \quad (5)$$

where Z is a normalization factor

$$Z = \sum_{0 \leq r \leq k} a_r \lambda^r. \quad (6)$$

Without loss of generality we can set $a_0 = a_1 = 1$, so that the fugacity is defined by the ratio $W_1/W_0 = \lambda$. The coefficients a_r depend on hopping rates (3). Note that the fugacity is implicitly determined by the density

$$\rho = \langle \tau_i \rangle = \lambda \frac{d}{d\lambda} \ln Z. \quad (7)$$

In many GEPs, equilibrium is characterized by a product measure. For such lattice gases, the compressibility is defined by $\chi = \langle \tau_i^2 \rangle - \rho^2$, and it can be alternatively written as

$$\chi = \langle \tau_i^2 \rangle - \rho^2 = \lambda \frac{d\rho}{d\lambda}. \quad (8)$$

For lattice gases with equilibrium having the product structure, the equilibrium free energy density per site also admits a simple general form (see e.g. [33])

$$\mathcal{F} = \rho \ln \lambda - \ln Z. \quad (9)$$

Differentiating \mathcal{F} with respect to ρ and using (7) we obtain $\frac{d\mathcal{F}}{d\rho} = \ln \lambda$. Differentiating again gives $\frac{d^2\mathcal{F}}{d\rho^2} = \frac{1}{\chi}$, so that the Einstein relation (2) can be rewritten as

$$\sigma = 2\chi D. \quad (10)$$

B. 2-GEP

For the 2-GEP, there are four independent generally non-vanishing hopping rates: $p_{10}, p_{11}, p_{20}, p_{21}$. The remaining five vanish: $p_{00} = p_{01} = p_{02} = p_{12} = p_{22} = 0$.

Some special sets of rates have been considered in the literature, particularly

- *Particle-uniform rates*: Each particle hops with the same (unit) rate as long as the maximal occupancy constraint is obeyed (see e.g. [34]). Therefore the non-vanishing rates are

$$p_{20} = p_{21} = 2, \quad p_{10} = p_{11} = 1. \quad (11)$$

- *Site-uniform rates*: The occupancy of each site is updated with rate 1 as long as the maximal occupancy constraint is obeyed (see e.g. [3, 30, 32])

$$p_{20} = p_{21} = p_{10} = p_{11} = 1. \quad (12)$$

- The *misanthrope process* [28]:

$$p_{20} = p_{21} + p_{10}. \quad (13)$$

Whenever possible we shall consider the general 2-GEP with parameters $p_{10}, p_{11}, p_{20}, p_{21}$ being arbitrary non-negative numbers, but some results valid specifically for the rates (11), (12) or (13) will be emphasized. In particular, simulations have been performed for the 2-GEP with particle-uniform rates (11).

We have three one-site probabilities in the equilibrium

$$W_0 = \frac{1}{Z}, \quad W_1 = \frac{\lambda}{Z}, \quad W_2 = a \frac{\lambda^2}{Z} \quad (14)$$

with $a_2 = a$ for simplicity. The normalization factor (6) turns into a quadratic polynomial

$$Z = 1 + \lambda + a\lambda^2 \quad (15)$$

for the 2-GEP. The product measure holds for the 2-GEP, viz. the probability of each configuration takes the product form [3] at equilibrium. In particular,

$$\mathbb{P}[\tau_i = r, \tau_{i+1} = s] = W_r W_s. \quad (16)$$

The validity of the product measure can be seen by checking the detailed balance condition corresponding to the processes $(r, s) \leftrightarrow (r-1, s+1)$:

$$p_{rs} W_r W_s = p_{r+1, s-1} W_{s-1} W_{r+1}. \quad (17)$$

For the 2-GEP, these equations are identities for most (r, s) , the only exception is

$$p_{20} W_2 W_0 = p_{11} W_1^2, \quad (18)$$

which fixes the coefficient a in (14) to be

$$a = \frac{p_{11}}{p_{20}}. \quad (19)$$

The single-site probabilities W_r , and generally the probabilities of arbitrary configurations which are the products of single-site probabilities, could have been functions of $p_{10}, p_{11}, p_{20}, p_{21}$. However, they actually depend only on the ratio (19).

For the 2-GEP, the density and the compressibility can be written as

$$\rho = W_1 + 2W_2, \quad (20)$$

$$\chi = W_1 + 4W_2 - (W_1 + 2W_2)^2. \quad (21)$$

Combining (14) and (20) we determine an explicit formula for λ in terms of ρ

$$\lambda = \frac{2\rho}{1 - \rho + \sqrt{1 - (1 - 4a)\rho(2 - \rho)}} \quad (22)$$

and then we express the compressibility via density:

$$\chi = \frac{\rho(2-\rho)\sqrt{1-(1-4a)\rho(2-\rho)}}{1+\sqrt{1-(1-4a)\rho(2-\rho)}}. \quad (23)$$

We always assume that $0 < a < \infty$. Peculiar behaviors may occur in the extreme cases of $a = 0$ and $a = \infty$. These subtleties are outlined in Appendix A. Possible qualitative differences between the 2-GEP and k -GEPs with $k \geq 3$ are outlined in Appendix B.

III. BULK DIFFUSIVITY: A VARIATIONAL CALCULATION

A. Varadhan-Spohn formula for the diffusivity

We first review the Varadhan-Spohn variational formula giving the diffusion coefficient $D(\rho)$ of a stochastic lattice gas. Generally, $D(\rho)$ can be expressed, via the Green-Kubo formula, as an integral of a current-current correlation function [2, 5]. The Green-Kubo expression can be rewritten as the solution of a variational problem (as shown by Spohn [2] who attributes this variational approach to Varadhan). More precisely [2, 24]:

$$D = \frac{1}{2\chi} \inf_f \langle Q(f) \rangle. \quad (24)$$

Here χ is the compressibility and $Q(f)$ is a quadratic functional of the space of functions f which depend only on finite points of τ (“cylinder” functions). The expectation value $\langle \cdot \rangle$ is taken with respect to the equilibrium measure on the configuration space, see Sec. II.

The precise form of the functional $Q(f)$ depends on the microscopic dynamical rules of the process. To write down $Q(f)$ for the k -GEP, it is convenient to use some auxiliary notations. For any configuration $\tau = (\dots, \tau_{-1}, \tau_0, \tau_1, \tau_2, \dots)$ we denote by $\tau^{0 \rightarrow 1}$ the configuration obtained from τ by making a single particle jump from site 0 to site 1 if such move is permitted, otherwise $\tau^{0 \rightarrow 1}$ is identical to τ :

$$\tau^{0 \rightarrow 1} = \begin{cases} (\dots, \tau_0 - 1, \tau_1 + 1, \dots) & \tau_0 \geq 1, \tau_1 < k \\ \tau & \text{otherwise} \end{cases}. \quad (25)$$

When the particle hop is possible, two occupation numbers in $\tau^{0 \rightarrow 1}$ differ from the corresponding occupation numbers in τ , and only these numbers are explicitly shown in Eq. (25). Similarly the configuration $\tau^{0 \leftarrow 1}$ is obtained from τ by making a particle hop from site 1 to site 0 if possible:

$$\tau^{0 \leftarrow 1} = (\dots, \tau_0 + 1, \tau_1 - 1, \dots), \quad (26)$$

when $\tau_0 < k$ and $\tau_1 \geq 1$; otherwise $\tau^{0 \leftarrow 1} = \tau$. For any cylinder function f and $j \in \mathbb{Z}$, we define f^j by

$$f^j(\tau) = f(T_j \tau), \quad (27)$$

where the translation operator T_j shifts the configuration τ forward by j sites: $(T_j \tau)_i = \tau_{i-j}$. In other words, we shift the frame of f backward by j sites. For instance, if f depends only on the $(\tau_1, \tau_2, \dots, \tau_n)$, that is,

$$f(\tau) = f(\tau_1, \tau_2, \dots, \tau_n), \quad (28)$$

the shifted function f^j acts on the configuration space as

$$f^j(\tau) = f(\tau_{1-j}, \tau_{2-j}, \dots, \tau_{n-j}). \quad (29)$$

Note that $f^0 \equiv f$.

We can now define $Q(f)$ by its action on the space of cylinder functions f :

$$Q(f)(\tau) = p_{\tau_0 \tau_1} \left[1 - \sum_{j \in \mathbb{Z}} (f^j(\tau^{0 \rightarrow 1}) - f^j(\tau)) \right]^2 + p_{\tau_1 \tau_0} \left[-1 - \sum_{j \in \mathbb{Z}} (f^j(\tau^{0 \leftarrow 1}) - f^j(\tau)) \right]^2. \quad (30)$$

The sum with respect to j in (30) contains a finite number of terms when the function f has a finite range. To appreciate this assertion consider a function of type (29). For $j < 0$ and $j > n$, the shifted function f^j is not sensitive to the values of τ_0 and τ_1 , i.e., in Eq. (29) τ_0 and τ_1 do not appear. Therefore $f^j(\tau^{0 \rightarrow 1}) - f^j(\tau) = 0$ for such j . Thanks to this property, one can replace $\sum_{j \in \mathbb{Z}}$ in (30) by $\sum_{0 \leq j \leq n}$. Only a finite number of variables, viz. $(\tau_{-n+1}, \tau_{-n}, \dots, \tau_{n-1}, \tau_n)$, appear in (30).

B. Iterative scheme

The Varadhan-Spohn formula (24) is a powerful theoretical tool, but it is unclear how to apply it even to simplest lattice gases such as the 2-GEP. One can try to obtain an upper bound for the diffusivity by restricting the space of functions. Let us consider the subspace F_n of functions depending on the configuration of n adjacent sites $(\tau_1, \tau_2, \dots, \tau_n)$ and use a restricted version of the Varadhan-Spohn formula

$$D_n = \frac{1}{2\chi} \min_{f \in F_n} \langle Q(f) \rangle. \quad (31)$$

Each subspace F_n includes the previous ones, $F_{n-1} \subset F_n$, and therefore inequalities

$$D_0 \geq D_1 \geq D_2 \geq \dots \quad (32)$$

The series D_n converges to the actual diffusivity:

$$\lim_{n \rightarrow \infty} D_n = D. \quad (33)$$

The subspace F_0 consists of constant functions. Therefore all sums in (30) vanish and the diffusivity in the zeroth order approximation reads

$$D_0 = \frac{\langle p_{\tau_0 \tau_1} \rangle}{\chi}. \quad (34)$$

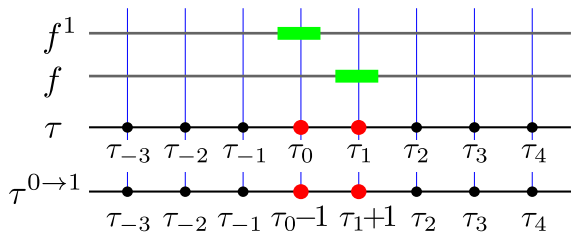


FIG. 2. Illustration of the procedure of computing $Q(f)$ for $n = 1$ when the local function $f(\tau) = f(\tau_1)$ depends only on a single site and hence only $f^0 \equiv f$ and f^1 contribute to (30).

This equation is valid for k -GEPs with any k ; the same hold for all previous results of this section. In the rest of this work, we consider the simplest 2-GEP models if not stated otherwise.

For the 2-GEP, the zeroth order approximation (34) for the diffusion coefficient becomes

$$D_0 = \frac{p_{10} + 2p_{11}\lambda + ap_{21}\lambda^2}{1 + 4a\lambda + a\lambda^2}. \quad (35)$$

It is also possible to obtain an explicit form of D_0 as a function of ρ by substituting (22) into (35). We present D_0 in two cases. Specializing (35) to the particle-uniform rates (11) we obtain

$$D_0 = \frac{2(1+\lambda)^2}{2+4\lambda+\lambda^2} = \frac{1+\rho+\sqrt{1+2\rho-\rho^2}}{2\sqrt{1+2\rho-\rho^2}} \quad (36)$$

while in the site-uniform case (12) [23]

$$D_0 = \frac{(1+\lambda)^2}{1+4\lambda+\lambda^2} = \frac{2+\sqrt{1+6\rho-3\rho^2}}{3\sqrt{1+6\rho-3\rho^2}}. \quad (37)$$

There is a symmetry between particles and vacancies for the 2-GEP with site-uniform rates. This symmetry implies the mirror symmetry of the diffusivity, that is, the invariance with respect to the $\rho \leftrightarrow 2 - \rho$ transformation:

$$D(\rho) = D(2 - \rho). \quad (38)$$

In terms of the fugacity, the mirror symmetry reads

$$D(\lambda) = D(1/\lambda). \quad (39)$$

Our iterative scheme gives approximations of the diffusivity agreeing with mirror symmetry. This is evident in the zeroth order, Eq. (37), and holds in all higher orders.

C. The first-order approximation

The case of $n = 1$ is more instructive, although we shall see that the final result is the same as for $n = 0$. When $n = 1$, the functions f depend only on τ_1 , that is,

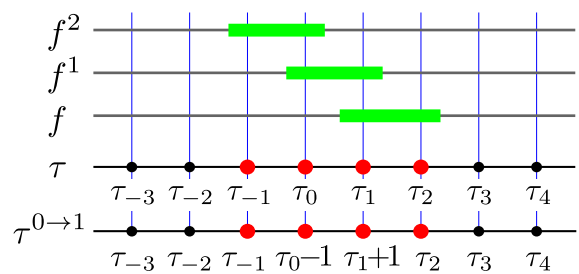


FIG. 3. Illustration of the procedure for $n = 2$, when the local function f depends on two adjacent sites and only f , f^1 and f^2 contribute to (30).

$f(\tau) = f(\tau_1) := f_{\tau_1}$. There are three independent values, f_0, f_1 and f_2 , so F_1 is a three-dimensional space.

Only $j = 0$ and $j = 1$, see Fig. 2, contribute to the sum \sum_j in Eq. (30). Writing $\tau_0 = r$ and $\tau_1 = s$, we have

$$Q(f)(\tau) = \sum_{\epsilon=\pm 1} p_{rs}(\epsilon - f_{r-1} + f_r - f_{s+1} + f_s)^2, \quad (40)$$

where the summation over $\epsilon = \pm 1$ combines the two terms on the right-hand side of Eq. (30) into a single sum. Averaging (40) with respect to the equilibrium measure we obtain

$$\langle Q(f) \rangle = \sum_{\substack{r=1,2 \\ s=0,1}} \sum_{\epsilon=\pm 1} p_{rs} W_r W_s (\epsilon - f_{r-1} + f_r - f_{s+1} + f_s)^2. \quad (41)$$

By a straightforward calculation, one finds

$$\langle Q(f) \rangle = 2\langle p_{rs} \rangle + (f_0 - 2f_1 + f_2)^2 \frac{4\lambda^2 p_{11}}{Z^2}. \quad (42)$$

This is minimized when $f_0 - 2f_1 + f_2 = 0$ and gives $D_1 = D_0$. Thus the first iteration does not lead to any improvement.

D. The second-order approximation

Now $f(\tau) = f(\tau_0, \tau_1) := f_{\tau_0, \tau_1}$ can take nine different values. In the functional $Q(f)$, the sites j contributing to the sum \sum_j in Eq. (30) are $j \in \{0, 1, 2\}$, see Fig. 3. We write $\tau_{-1} = q$, $\tau_0 = r$, $\tau_1 = s$, $\tau_2 = u$. The average of $Q(f)$ becomes

$$\langle Q(f) \rangle = \sum_{q,r,s,u \in \{0,1,2\}} \sum_{\epsilon=\pm 1} p_{rs} W_q W_r W_s W_u (\epsilon - f_{q,r-1} + f_{q,r} - f_{r-1,s+1} + f_{r,s} - f_{s+1,u} + f_{s,u})^2. \quad (43)$$

To determine the minimum, we must solve $\frac{\partial \langle Q(f) \rangle}{\partial f_{\xi\eta}} = 0$ ($\xi, \eta \in \{0, 1, 2\}$). There are five independent equations

characterizing the solution space. Four of them are homogeneous

$$\begin{aligned} f_{20} - 2f_{11} &= 0, \\ f_{10} - f_{00} - f_{11} &= 0, \\ f_{22} + f_{00} - 2f_{11} &= 0, \\ f_{21} + f_{12} + f_{10} - f_{20} - 2f_{11} &= 0. \end{aligned} \quad (44)$$

An additional inhomogeneous equation is

$$f_{12} + f_{01} - f_{02} - f_{11} = \frac{p_{21} + p_{10} - p_{20}}{V} \quad (45)$$

with

$$V = p_{21} + p_{10} + p_{20} + \frac{p_{21} + 2p_{11}\lambda + p_{10}a\lambda^2}{Z}.$$

Using (44)–(45) we find the minimum of $\langle Q(f) \rangle$, from which

$$D_2 = D_0 - \frac{2(p_{21} + p_{10} - p_{20})^2 \lambda^2}{(a^{-1} + 4\lambda + \lambda^2)VZ}. \quad (46)$$

The second order approximation gives a better prediction for the diffusion coefficient: $D_2 < D_1 = D_0$. The only exception is the misanthrope process (13) which is gradient and therefore the zeroth order approximation is already an exact answer.

Specializing the general expression (46) to the particle-uniform rates (11) we obtain

$$D_2 = \frac{2(7 + 21\lambda + 23\lambda^2 + 13\lambda^3 + 3\lambda^4)}{(2 + 4\lambda + \lambda^2)(7 + 7\lambda + 3\lambda^2)}. \quad (47)$$

Figure 4 (a) shows $D_0(\rho)$, $D_2(\rho)$ and simulation results obtained for the system with open boundaries (Sec. IV). We see that simulation data almost perfectly match analytical results for D_2 .

For the site-uniform rates (12) we get

$$D_2 = \frac{4 + 13\lambda + 16\lambda^2 + 13\lambda^3 + 4\lambda^4}{(1 + 4\lambda + \lambda^2)(4 + 5\lambda + 4\lambda^2)}. \quad (48)$$

The second-order approximation obeys the mirror symmetry (39) as expected.

E. The third and higher order approximations

In the third order, $j \in \{0, 1, 2, 3\}$ contribute to the sum \sum_j in Eq. (30), see Fig. 5. We denote by $\tau_{-2} = \ell$, $\tau_{-1} = q$, $\tau_0 = r$, $\tau_1 = s$, $\tau_2 = u$, $\tau_3 = v$ the relevant occupation numbers and recast $\langle Q(f) \rangle$ into

$$\begin{aligned} \langle Q(f) \rangle = & \sum_{\ell, q, r, s, u, v \in \{0, 1, 2\}} \sum_{\epsilon = \pm 1} p_{rs} W_\ell W_q W_r W_s W_u W_v \\ & (\epsilon - f_{\ell, q, r-1} + f_{\ell, q, r} - f_{q, r-1, s+1} + f_{q, r, s} \\ & - f_{r-1, s+1, u} + f_{r, s, u} - f_{s+1, u, v} + f_{s, u, v})^2. \end{aligned} \quad (49)$$

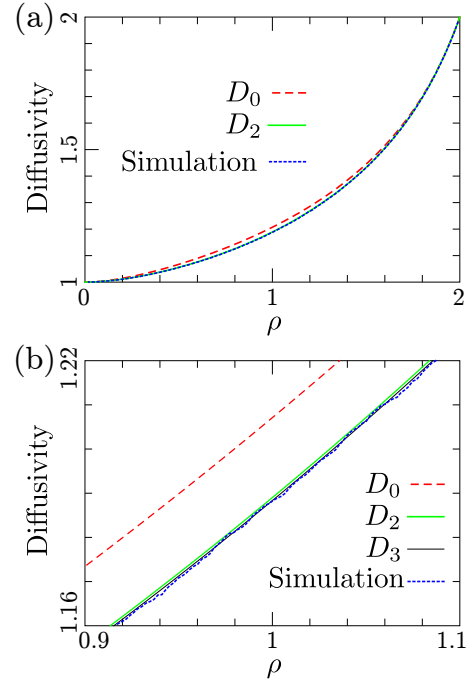


FIG. 4. (a) Zeroth- and second-order approximations of the diffusivity over the entire density range. (b) Zeroth-, second, and third-order approximations in the density range $0.9 \leq \rho \leq 1.1$. Numerical results (dotted lines) were obtained by simulating an open system of length $L = 1024$.

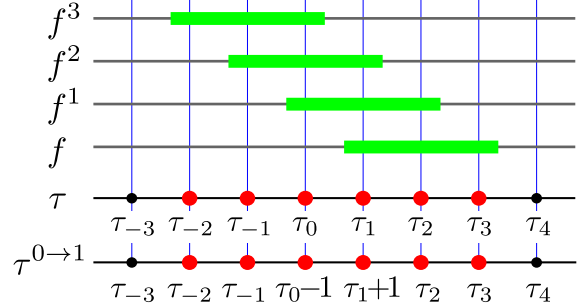


FIG. 5. Illustration of the procedure for $n = 3$, when the local function f depends on three adjacent sites and only f , f^1 , f^2 and f^3 contribute to (30).

We must solve $\frac{\partial \langle Q(f) \rangle}{\partial f_{\epsilon n \zeta}} = 0$ ($\xi, \eta, \zeta \in \{0, 1, 2\}$). There are 17 independent equations which are listed in Appendix C.

Lengthy but straightforward calculations give

$$D_3 = \frac{a^{-1}A(\lambda)}{(a^{-1} + 4\lambda + \lambda^2)B(\lambda)}. \quad (50)$$

where $A(\lambda)$ and $B(\lambda)$ are polynomials in λ of the 8th and 6th degree, respectively. We do not display long explicit formulas for A and B for the general rates p_{rs} and limit ourselves with two examples.

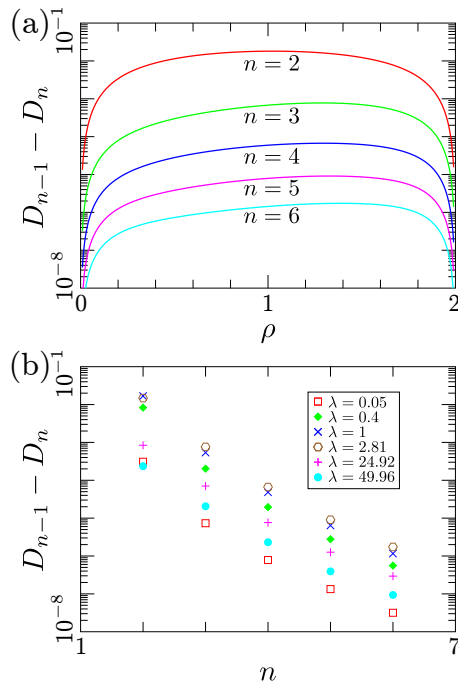


FIG. 6. Difference between n th and $(n-1)$ st order approximations vs ρ (a) and n (b). The plots are for the 2-GEP with particle-uniform rates (11). The quality of approximation is the worst around half-filling; in the examples of (b), the quality is worst when $\lambda = 2.81$ corresponding to $\rho = 1.38$.

For the particle-uniform rates (11), we have $a = \frac{1}{2}$ and

$$A(\lambda) = 2870 + 16194\lambda + 40422\lambda^2 + 59250\lambda^3 + 56100\lambda^4 + 35274\lambda^5 + 14410\lambda^6 + 3499\lambda^7 + 385\lambda^8,$$

$$B(\lambda) = 2870 + 10454\lambda + 17064\lambda^2 + 15772\lambda^3 + 8707\lambda^4 + 2729\lambda^5 + 385\lambda^6.$$

For the site-uniform rates (12), we have $a = 1$ and

$$A(\lambda) = 225 + 1428\lambda + 4140\lambda^2 + 7396\lambda^3 + 8886\lambda^4 + 7396\lambda^5 + 4140\lambda^6 + 1428\lambda^7 + 225\lambda^8,$$

$$B(\lambda) = 225 + 978\lambda + 2079\lambda^2 + 2620\lambda^3 + 2079\lambda^4 + 978\lambda^5 + 225\lambda^6.$$

In Fig. 4 (b), we plot the curves D_0 , D_2 and D_3 as well as the simulation result around $\rho = 1$. We find that the difference between D_2 and D_3 is almost the same magnitude of the statistical error of the simulation.

It is possible to determine analytical expressions for D_n for any finite n , but calculations become cumbersome as n increases. For $n = 4$, for instance, even in a simple case of particle-uniform rates the analytical expression for D_n has the form (50), with $A(\lambda)$ and $B(\lambda)$ being polynomials with integer coefficients of degree 30 and 28, respectively (the coefficients are huge, some are of the order of 10^{24}). Figure 6 shows $D_{n-1} - D_n$ for $n \leq 6$ for the case of the particle-uniform rates (11). The difference $D_5 - D_4$, for

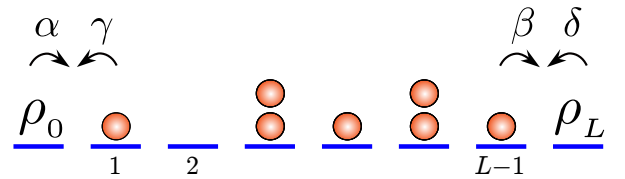


FIG. 7. Illustration of the 2-GEP with open boundaries. The “sites” 0 and L correspond to reservoirs with (in general) different densities. These boundary conditions are realized by transitions of the states at sites 1 and $L-1$, which are indicated by arrows.

instance, is less than 10^{-5} in the entire density region $0 < \rho < 2$. We expect that $D_{n-1} - D_n$ decreases faster than algebraically.

In a previous work [34], we calculated the diffusion coefficient for k -GEPs using an approach that actually gave the zeroth-order approximation, Eq. (34). This prediction was in good agreement with Monte Carlo simulations, but further investigations [35, 36] of the 2-GEP revealed a discrepancy between the prediction and the actual value. The above approach shows how to improve this approximation in a systematic manner.

IV. GEPS WITH OPEN BOUNDARIES

On a ring, the 2-GEP and some classes of the k -GEPs (including particle-uniform and site-uniform cases) satisfy detailed balance, and equilibrium steady states are described by a product measure [28]. On an open chain connected to reservoirs at different densities, however, these processes are non-equilibrium and their steady states are generally unknown. (The simple exclusion process $k = 1$ is an exceptional case where the steady state is known, see e.g. [10, 12].) In the large system size limit, the deviation from equilibrium is small and one can use Fick’s law to describe the hydrodynamic behavior [3]. In this section we study numerically more subtle properties such as finite-size corrections to the product measure.

Specifically, we consider the 2-GEP on a finite chain with $L-1$ bulk sites connected to reservoirs with densities ρ_0 and ρ_L , see Fig. 7. The couplings to the reservoirs are described by injection and extraction rates $\alpha, \beta, \gamma, \delta$, see Fig. 7. These rates are determined by the densities ρ_0, ρ_L and the bulk hopping rates, see Appendix D for details. We use simulations and scaling considerations to shed light on non-equilibrium steady states. We perform simulations for the 2-GEP with particle-uniform rates. In our simulations, we consider extreme boundary densities, $\rho_0 = 2$ and $\rho_L = 0$. Further, we perform a time average over $10^7 \leq t \leq 10^9$ and an ensemble average over 10 independent runs.

A. Density profiles in the open system

In the long-time limit, the density profile in the open system becomes stationary and the current is uniform. The knowledge of $D(\rho)$ allows us to determine the density profile by solving the stationary diffusion equation $\frac{d}{dx}(D(\rho)\frac{d\rho}{dx}) = 0$ and by imposing the boundary conditions matching the densities of reservoirs, $\rho(0) = \rho_0$ and $\rho(1) = \rho_L$. (Here, $x = i/L$ is the rescaled length.) This gives the implicit form of the density profile

$$\int_{\rho_0}^{\rho(x)} D(\rho') d\rho' = x \int_{\rho_0}^{\rho_L} D(\rho') d\rho', \quad (51)$$

valid for $0 \leq x \leq 1$. Since this form contains both ρ_0 and ρ_L , the density profile $\rho(x)$ depends, of course, on these boundary densities. Replacing the exact diffusivity $D(\rho)$ by $D_n(\rho)$ (for $n = 1, 2, 3, \dots$) derived in the previous section, leads to increasingly accurate approximations $\rho^n(x)$ of the true profile $\rho(x)$. As shown in Fig. 8 (a), the difference between $\rho(x)$ and $\rho^0(x)$ is already too small to be visible when $L = 1024$, namely it is less than 0.004 in absolute value, see Fig. 8 (b). However, the discrepancy between $\rho(x)$ and $\rho^0(x)$ is systematic and is not due to statistical errors: Fig. 8 (c) indicates that it does not vanish in the $L \rightarrow \infty$ limit. Figure 8 (b, c) also demonstrates that $\rho(x) - \rho^0(x)$ is well fitted by $\rho^3(x) - \rho^0(x)$. Generally, $\rho^n(x)$ with increasing n provide more and more accurate predictions for $\rho(x)$.

If the gradient condition is satisfied, as for the misanthrope process, the exact bulk diffusivity is given by $D_0(\rho)$ and therefore $\rho^0(x)$ becomes identical to $\rho(x)$ in the hydrodynamic limit $L \rightarrow \infty$.

B. Finite-size corrections to the product measure

Because the stationary measure is not factorized in finite systems with open boundaries, the knowledge of the local densities

$$\rho_i = \langle \tau_i \rangle = \mathbb{P}[\tau_i = 1] + 2\mathbb{P}[\tau_i = 2] \quad (52)$$

is not sufficient to determine the stationary state. In an open system of size L , deviations from the product measure scale as L^{-1} in the leading order. In order to probe these deviations, we first consider the quantity

$$\Gamma_i = a\mathbb{P}[\tau_i = 1]^2 - \mathbb{P}[\tau_i = 0]\mathbb{P}[\tau_i = 2] \quad (53)$$

which vanishes for infinite systems and for finite systems on the ring, see Eq. (18). Figure 9 shows simulation results in the system with particle-uniform rates (11) and reservoir densities $\rho_0 = 2$ and $\rho_L = 0$. The plots indicate that Γ_i acquires a scaling form:

$$\Gamma_i \simeq L^{-1}\omega(x) \quad (54)$$

in the scaling limit

$$L \rightarrow \infty, \quad i \rightarrow \infty, \quad x = \frac{i}{L} = \text{finite}. \quad (55)$$

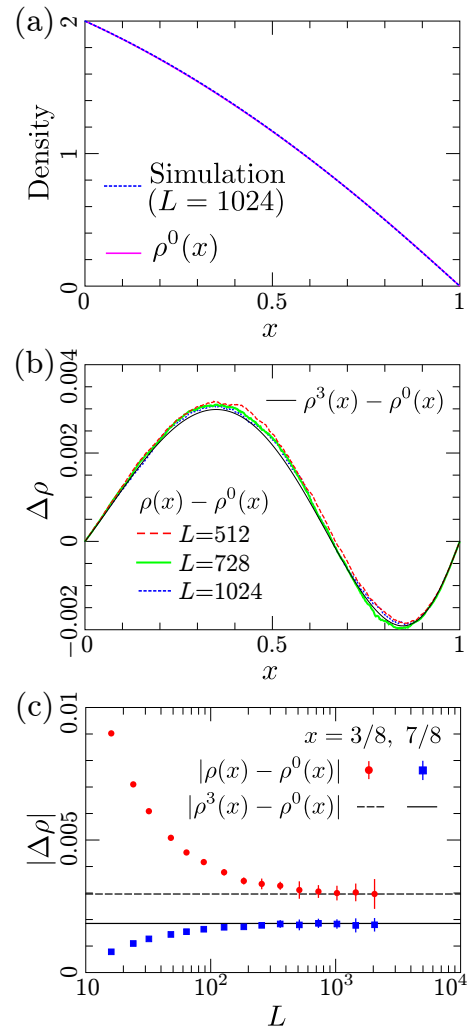


FIG. 8. (a) $\rho(x)$ for the system of size $L = 1024$ and $\rho^0(x)$ obtained from Eq. (51) with replacement $D \rightarrow D_0$. (b) The difference between $\rho^0(x)$ and $\rho(x)$ observed in simulations. The difference $\rho^0(x) - \rho^3(x)$ is shown for comparison. (c) The difference $\rho^0(x) - \rho(x)$ for $x = 3/8$ and $7/8$, as a function of system size. The difference $\rho^0(x) - \rho^3(x)$, for the same two values of x , are also shown. For the three panels, we choose the boundary densities $(\rho_0, \rho_L) = (2, 0)$.

Next we consider the one-point functions $\mathbb{P}[\tau_i = r]$. The corresponding finite-size corrections have the form similar to (54):

$$\mathbb{P}[\tau_i = r] - W_r(\rho_i) \simeq L^{-1}\kappa_r(x) \quad (56)$$

with scaling functions κ_r obeying

$$\kappa_0 = -\frac{\kappa_1}{2} = \kappa_2 = -\frac{\omega(x)}{\sqrt{1 - (1 - 4a)\rho(x)[2 - \rho(x)]}}. \quad (57)$$

We verified (56) for the particle-uniform rates (11) and expect (56) to hold for a generic choice of hopping rates.

The pair correlation function between two adjacent sites plays a crucial role in the following analysis. We

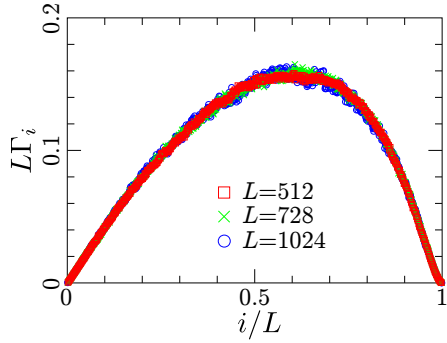


FIG. 9. The scaled correlation function $L\Gamma_i$ vs the scaled coordinate i/L for three different system sizes. The data collapse supports the emergence of the scaling expressed by (54).

use notations

$$X_i^{rs} = \mathbb{P}[\tau_i = r \wedge \tau_{i+1} = s] \quad (58a)$$

$$Y_i^{rs} = \mathbb{P}[\tau_i = r] \mathbb{P}[\tau_{i+1} = s] \quad (58b)$$

with $r, s \in \{0, 1, 2\}$ and focus on the connected version of the pair correlation function

$$C_i^{rs} = X_i^{rs} - Y_i^{rs}. \quad (59)$$

For a periodic or infinite system, $C_i^{rs} = 0$. However, this is generally not true for open systems of size L . In the scaling limit (55), the pair correlation function acquires a scaling form

$$C_i^{rs} \simeq L^{-1} \varphi^{rs}(x). \quad (60)$$

Note that these correlation functions satisfy simple sum rules

$$\varphi^{r0}(x) + \varphi^{r1}(x) + \varphi^{r2}(x) = 0 \quad (r = 0, 1, 2) \quad (61a)$$

$$\varphi^{0s}(x) + \varphi^{1s}(x) + \varphi^{2s}(x) = 0 \quad (s = 0, 1, 2) \quad (61b)$$

obtained by summing over the possible occupations of the right-hand side of (59). Only four of the nine functions φ^{rs} are independent. In Fig. 10, all nine functions are plotted. The sum rules are obeyed thereby providing a check of our simulations.

C. Hydrodynamic limit for the current

We finally derive an alternative formula for the diffusion coefficient $D(\rho)$ by taking the continuous limit of the exact expression for the microscopic current. It is crucial to keep the dominant corrections to the product measure defined in (60). This approach allows us to identify the missing contribution in the naive hydrodynamic limit of [34]. The alternative formula for $D(\rho)$ is again checked by numerical simulations.

The current between site i and $i+1$ reads

$$J_i = \sum_{\substack{1 \leq r \leq 2 \\ 0 \leq s \leq 1}} p_{rs} (X_i^{rs} - X_i^{sr}) \quad (62)$$

and it can be re-written as

$$J_i = \hat{J}_i + (p_{21} + p_{10} - p_{20})(C_i^{21} - C_i^{12}), \quad (63a)$$

$$\hat{J}_i = \sum_{\substack{1 \leq r \leq 2 \\ 0 \leq s \leq 1}} p_{rs} (Y_i^{rs} - Y_i^{sr}), \quad (63b)$$

see Appendix E for details. The term \hat{J}_i involves only the products Y_i^{rs} of one-point functions. The second term on the right-hand side of (63a) vanishes when the 2-GEP satisfies the gradient condition (i.e., for the misanthrope process).

In the scaling limit (55), the term \hat{J}_i becomes

$$\hat{J}(x) = -\frac{1}{L} D_0(\rho) \frac{d\rho}{dx}, \quad (64)$$

where D_0 is the zeroth order approximation of the diffusivity (see Appendix F for details). Note that (64) is identical to the naive hydrodynamic limit [34].

The second term on the right-hand side of (63a) also simplifies in the scaling limit (55), namely it turns into $L^{-1}\mu(x)$ with

$$\mu(x) = (p_{21} + p_{10} - p_{20}) [\varphi^{21}(x) - \varphi^{12}(x)]. \quad (65)$$

Combining (64) and (65) we arrive at

$$LJ(x) \simeq -D_0(\rho) \frac{d\rho}{dx} + \mu(x), \quad (66)$$

which in conjunction with Fick's law implies that

$$D(\rho) = D_0(\rho) - \mu(x) \frac{dx}{d\rho}. \quad (67)$$

Here $x = x(\rho)$ is the inverse function of the stationary density profile $\rho(x)$ given by (51). Equation (67) allows us to obtain numerical plots of $D(\rho)$ since $x = x(\rho)$ and $\mu(x)$ can be determined accurately from simulations. (This procedure was used in preparing Fig. 4.)

Rewriting Eq. (67) and using the implicit equation for the profile (51) we obtain

$$\mu(x) = [D_0(\rho) - D(\rho)] \frac{d\rho}{dx} = \left[1 - \frac{D_0(\rho)}{D(\rho)} \right] I \quad (68)$$

with

$$I \equiv - \int_{\rho_0}^{\rho_L} D(\rho) d\rho. \quad (69)$$

Replacing D by D_n , one obtains

$$\mu_n(x) = \left[1 - \frac{D_0(\rho)}{D_n(\rho)} \right] I_n, \quad I_n = - \int_{\rho_0}^{\rho_L} D_n(\rho) d\rho. \quad (70)$$

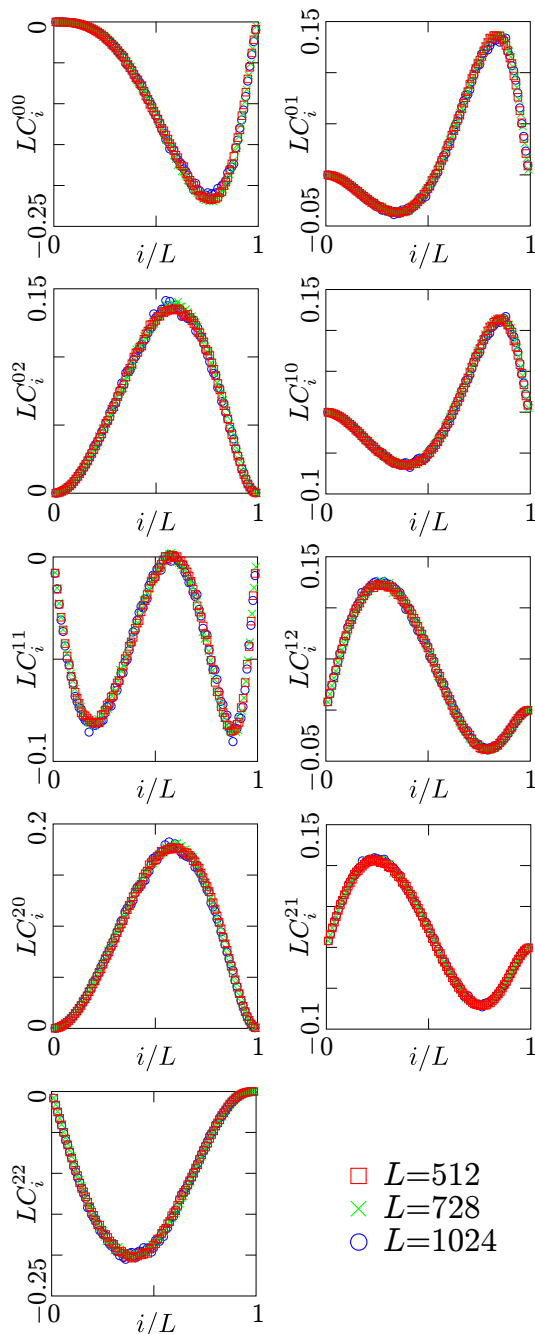


FIG. 10. Correlation functions (59) multiplied by the system size L . The data collapse supports the emergence of the scaling behavior (60). The sum rules (61a)–(61b) are obeyed.

Simulation results for $\mu(x)$ are well fitted by $\mu_3(x)$, see Fig. 11. In Fig. 11 we also plot I defined in (69) as a function of L . We observe an excellent agreement between I (simulations) and I_3 (theory) as L increases. We also verify that $\hat{I} \equiv -\int_{\rho_0}^{\rho_L} D_0(\rho)d\rho$, converges to I_0 when $L \rightarrow \infty$. This confirms the usefulness of Eq. (68) for numerical measurements of the diffusion coefficient, as an

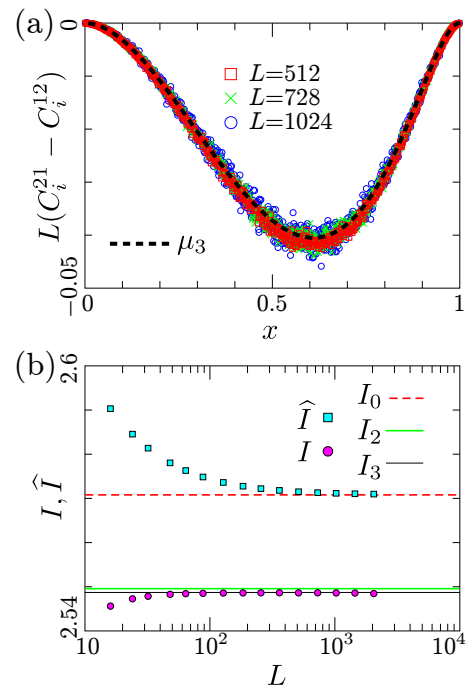


FIG. 11. (a) $L(C_i^{21} - C_i^{12})$ vs $x = i/L$ for three different system sizes; μ_3 [Eq. (70)] is shown for comparison. (b) Simulation results for $I = \int_0^2 D(\rho)d\rho$ and $\hat{I} = \int_0^2 D_0(\rho)d\rho$. The estimates I_n with $n = 0, 2, 3$ are also shown.

alternative to the standard Green-Kubo formula.

V. CONCLUSIONS

Interacting many-particle systems generically exhibit macroscopic behaviors that can be described by fluctuating hydrodynamics. This is particularly well understood in the realm of stochastic lattice gases with symmetric hopping. In these diffusive lattice gases, the hydrodynamic behavior is described by the single scalar function, the coarse-grained density $\rho(x, t)$, satisfying the diffusion equation. Fluctuations and large deviations in diffusive lattice gases are described by two coupled scalar fields evolving according to equations of the macroscopic fluctuation theory. Remarkably, all details of the microscopic hopping rules are encapsulated in the diffusion coefficient $D(\rho)$ and the conductivity $\sigma(\rho)$. These transport coefficients enter into the diffusion equation and the governing equations of the macroscopic fluctuation theory. The determination of the transport coefficients is a challenge even for the simplest diffusive lattice gases. Apart from very special models, known as gradient systems, for which a simple perturbation approach provides the correct answer, there exists no general technique to derive closed formulas for the transport coefficients.

In this work, we used the Varadhan-Spohn variational formula for the diffusion coefficient and employed an ap-

proach resembling the Ritz method to derive analytical approximations for D to an arbitrary degree of precision. The Varadhan-Spohn formula is essentially the Green-Kubo formula for diffusive lattice gases. We illustrated our approach by investigating the 2-GEP, a generalization of the symmetric exclusion process in which a site can accommodate at most two particles. The 2-GEP is nongradient gas with unknown transport coefficients. For the 2-GEP in one dimension we showed that the Varadhan-Spohn variational formula can be used to derive analytical approximations to D in a systematic manner—after a few iterations, the precision of the order of a few parts per million is reached. Thus the simplest approximations are already remarkably accurate resembling the success of continuous fraction approximations of irrational numbers. We emphasize that our approximate expressions for the diffusion coefficient are intrinsically different from perturbative, Taylor-type, expansions around some special value of the density; on the contrary, they are global and uniform estimates, valid on the whole range of admissible densities. In order to check for the practicality of our approximation procedure, we performed simulations in open systems coupled to reservoirs at different densities. The precise variational estimate of the diffusivity allowed us to study the density profile in the open system. In addition, an analysis of the finite-size corrections to the equilibrium measure led to an alternative formula for the diffusivity that can be used for high precision numerical measurements.

Nongradient lattice gases are the rule, not the exception, and the procedure used in this work can be extended in various directions. One could study one-dimensional processes with local hopping rates that depend in an arbitrary way on the occupation numbers of the original and of the target site. Further, the variational formula is valid in arbitrary spatial dimension. For instance, one can apply it to study the diffusion coefficient and conductivity of kinetically constrained lattice gases [37] in two and higher dimensions.

Different variational methods have been applied to a number of lattice gas models in Refs. [38], while techniques similar to ours have been recently introduced to approximate the thermal conductivity for stochastic energy exchange models [39, 40]. It would be interesting to clarify connections between these approaches. Another avenue for further research concerns the phenomenon of self-diffusion describing the diffusivity of a tagged particle in a lattice gas. The coefficient of self-diffusion is unknown even for diffusive lattice gases satisfying the gradient condition, e.g. for the simple exclusion process in two and higher dimensions. The coefficient of self-diffusion can be written in a variational form [2], and it is perhaps possible to derive excellent analytical approximations for this coefficient using a procedure similar to the one developed in this article.

ACKNOWLEDGMENTS

CA thanks Isfahan University of Technology, Institute for Research in Fundamental Sciences (IPM), and IPhT, CEA Saclay for hospitality. The work of PLK was partially supported by the BSF Grant No. 2012145. PLK is also grateful to IPhT, CEA Saclay for excellent working conditions, and to Grant Number ANR-10-LABX-0039-PALM for supporting the visits. We are thankful to S. Mallick for a careful reading of the manuscript.

Appendix A: Extreme versions of the 2-GEP

For the 2-GEP, the expressions (14) for the one-site probabilities indicate that unusual behaviors may occur in the extreme cases of $a = 0$ and $a = \infty$. The latter case, $a = \infty$, is realized when $p_{20} = 0$. The 2-GEP in this case is not a diffusive lattice gas. Instead, starting from an arbitrary initial configuration, the system gets trapped in a jammed configuration like

... 002020002222022202022200002022202 ...

where each site is empty or occupied by two particles. In the long-time limit the configuration looks like

... 020201022221222020222001020222102 ...

These 1's diffuse, $10 \leftrightarrow 01$ and $12 \leftrightarrow 21$, and annihilate, $11 \rightarrow 20$ or $11 \rightarrow 02$, i.e., 1's disappear due to the single-species diffusion-controlled annihilation (see [11] for a review). In one dimension, the density of 1's decays as $t^{-1/2}$. Thus, the 2-GEP with $p_{20} = 0$ is not diffusive and the system gets trapped in a jammed final state.

The case of $a = 0$ is realized when $p_{11} = 0$ (see also [29]). Note that, in this case, $D(\rho)$ is not continuous at $\rho = 1$, and correspondingly $\frac{d^2 \mathcal{F}}{d\rho^2}$ diverges at this point. Elsewhere the Einstein relation (2) should be satisfied. If the global density is $\rho < 1$ and additionally we start with a configuration where each site is occupied by at most one particle, $\tau_i(0) \leq 1$, such occupation arrangement will persist, so we recover the classic exclusion process. Similarly if the global density is $\rho > 1$ and additionally we start with a configuration where each site is occupied by at least one particle, $\tau_i(0) \geq 1$, the process can be mapped into the classic exclusion process after interpreting a site with two particles as occupied and a site with one particle as empty. Generally when $\rho \neq 1$, the 2-GEP with $p_{11} = 0$ essentially reduces to the classic exclusion process after an earlier regime when the system reaches the state with $\tau_i \leq 1$ (if $\rho < 1$) or $\tau_i \geq 1$ (if $\rho > 1$). A novel behavior can only occur when $\rho = 1$. In the long time, the configuration will look like

... 111110111111111121111011111111211111 ...

with 0's and 2's diffusing and annihilating upon colliding: $02 \rightarrow 11$, $20 \rightarrow 11$. For this two-species diffusion-controlled annihilation process (see [11] for a review), the

density of defects (0's and 2's) is known to decay as $t^{-1/4}$. (This is certainly valid when both species of defects, 0's and 2's, have the same diffusion coefficients, that is when $p_{10} = p_{21}$.) Thus at the half-filling, $\rho = 1$, the 2-GEP with $p_{11} = 0$ algebraically approaches to the uniform final state where each site is occupied by one particle.

Appendix B: Validity of the product measure for the 3-GEP

Here we briefly consider the 3-GEP to appreciate possible qualitative differences with the 2-GEP. The 3-GEP is generally characterized by nine non-vanishing rates p_{rs} with $r = 1, 2, 3$ and $s = 0, 1, 2$. The detailed-balance relations (17) lead again to (18) and additionally to

$$p_{30}W_3W_0 = p_{12}W_1W_2, \quad p_{31}W_3W_1 = p_{22}W_2^2. \quad (\text{B1})$$

The equilibrium probabilities take the form (5), viz.

$$W_0 = \frac{1}{Z}, \quad W_1 = \frac{\lambda}{Z}, \quad W_2 = a_2 \frac{\lambda^2}{Z}, \quad W_3 = a_3 \frac{\lambda^3}{Z},$$

with $a_3 = a_2 p_{12}/p_{30}$ and the same $a_2 = p_{11}/p_{20}$ as for the 2-GEP. All this is valid, however, only when the constraint

$$p_{31}p_{12}p_{20} = p_{30}p_{22}p_{11} \quad (\text{B2})$$

following from (B1) is obeyed. Thus for the 3-GEP, the factorization holds when the constraint (B2) is satisfied; similar conditions for the k -GEPs with $k \geq 4$ are discussed in Ref. [28].

Appendix C: Details for $n = 3$

Solving $\frac{\partial Q}{\partial f_{\xi\eta\zeta}} = 0$ ($\xi, \eta, \zeta \in \{0, 1, 2\}$), one arrives at 13 homogeneous relations (we use the shorthand notation $f_{abc} = f_{abc} + f_{cba}$)

$$\begin{aligned} f_{020} + f_{202} &= 2f_{111} = f_{000} + f_{222}, \\ g_{001} - g_{011} &= 2f_{101} - 2f_{111} = 2f_{000} - 2f_{010}, \\ f_{111} - f_{212} &= f_{121} - f_{222} = g_{122} - 2f_{222}, \\ f_{111} - f_{212} &= g_{011} - g_{012} = g_{021} - g_{022}, \\ g_{001} - f_{101} &= g_{002} - f_{202} = 2f_{111} - f_{222}, \\ f_{222} + f_{020} &= g_{022}, \\ f_{101} + f_{202} &= g_{102}, \\ f_{111} + f_{212} &= g_{112}, \end{aligned}$$

and 4 inhomogeneous relations

$$\begin{aligned} f_{101} - f_{100} + f_{200} - f_{201} &= U_1, \\ f_{121} - f_{120} + f_{220} - f_{221} &= U_2, \\ f_{120} - f_{101} + f_{201} - f_{210} + f_{212} - f_{222} &= U_3, \\ f_{111} - f_{110} + f_{210} - f_{211} &= U_4. \end{aligned}$$

Here $U_i = A_i Z/B$, A_i are polynomials of the 4th degree in λ and B is the polynomial of the 6th degree. For the particle-uniform rates (11),

$$\begin{aligned} A_1 &= 70 + 164\lambda + 175\lambda^2 + 95\lambda^3 + 24\lambda^4, \\ A_2 &= 148 + 340\lambda + 336\lambda^2 + 164\lambda^3 + 35\lambda^4, \\ A_3 &= 350 + 960\lambda + 1039\lambda^2 + 527\lambda^3 + 105\lambda^4, \\ A_4 &= 50 + 106\lambda + 97\lambda^2 + 45\lambda^3 + 10\lambda^4. \end{aligned}$$

For the site-uniform rates (12),

$$\begin{aligned} A_1 &= 15 + 42\lambda + 64\lambda^2 + 50\lambda^3 + 21\lambda^4, \\ A_2 &= 21 + 50\lambda + 64\lambda^2 + 42\lambda^3 + 15\lambda^4, \\ A_3 &= 3(1 + \lambda)^2 (15 + 22\lambda + 15\lambda^2), \\ A_4 &= -3(1 + \lambda)^4. \end{aligned}$$

For the misanthrope process $A_i = 0$. The expressions for $B(\lambda)$ for the particle-uniform and site-uniform rates are presented in subsection III E.

Appendix D: Microscopic coupling to the reservoirs

At the left boundary, the site number 1 of the open system is connected to a reservoir at density ρ_0 . Particles are injected to site 1 at rate $\alpha(\tau_1)$ and removed from site 1 at rate $\gamma(\tau_1)$. These rates depend on the occupation τ_1 of site 1, so there are four different values: $\alpha(0)$, $\alpha(1)$, $\gamma(1)$ and $\gamma(2)$. Imposing a local equilibrium condition with the left reservoir at density ρ_0 implies the following constraints:

$$\begin{aligned} \alpha(0)W_0(\rho_0) &= \gamma(1)W_1(\rho_0), \\ \alpha(1)W_1(\rho_0) &= \gamma(2)W_2(\rho_0). \end{aligned} \quad (\text{D1})$$

The weights W_0 , W_1 and W_2 are the 2-GEP equilibrium probabilities (14) at density ρ_0 , the corresponding fugacity $\lambda_0 = \lambda(\rho_0)$ is obtained from (22). Relations (D1) leave some freedom in choosing the boundary rates. The following choice is suitable:

$$\begin{aligned} \alpha(0) &= p_{10}W_1(\rho_0) + p_{20}W_2(\rho_0) = \frac{p_{10}\lambda_0 + p_{11}\lambda_0^2}{Z}, \\ \alpha(1) &= p_{11}W_1(\rho_0) + p_{21}W_2(\rho_0) = \frac{p_{11}\lambda_0 + \frac{p_{21}p_{11}}{p_{20}}\lambda_0^2}{Z}, \\ \gamma(1) &= p_{10}W_0(\rho_0) + p_{11}W_1(\rho_0) = \frac{p_{10} + p_{11}\lambda_0}{Z}, \\ \gamma(2) &= p_{20}W_0(\rho_0) + p_{21}W_1(\rho_0) = \frac{p_{20} + p_{21}\lambda_0}{Z}. \end{aligned}$$

The local detailed balance relations are readily checked:

$$\begin{aligned} \frac{\alpha(0)}{\gamma(1)} &= \lambda_0 = \frac{W_1(\rho_0)}{W_0(\rho_0)}, \\ \frac{\alpha(1)}{\gamma(2)} &= \lambda_0 \frac{p_{11}}{p_{20}} = \frac{W_2(\rho_0)}{W_1(\rho_0)}. \end{aligned}$$

At the right boundary, the system is at local equilibrium with a reservoir at density ρ_L ; particles are extracted from site $L-1$ at rate $\beta(\tau_{L-1})$ and injected with rate $\delta(\tau_{L-1})$. A suitable choice of boundary rates is

$$\beta(r) = \sum_{s=0,1} p_{rs} W_s(\rho_L) \quad (r = \tau_{L-1}), \quad (\text{D2})$$

$$\delta(r) = \sum_{s=1,2} p_{sr} W_s(\rho_L) \quad (r = \tau_{L-1}), \quad (\text{D3})$$

where now the weights W_s are evaluated for the value of λ_L , obtained from ρ_L using (22).

In general, the product measure does not give the correct stationary state, except for the case $\rho_0 = \rho_L$. The difference between the reservoir densities ρ_0 and ρ_L gives a finite current even in the stationary state.

Simulations shown in this work were performed in the situation when the boundary densities are extreme, viz. the left reservoir is fully packed, $\rho_0 = 2$, while the right reservoir is empty, $\rho_L = 0$; the corresponding values of the fugacity are $\lambda = \infty$ and $\lambda = 0$, respectively. Accordingly the injection and extraction rates are

$$\alpha = p_{2s} \quad (s = \tau_1), \quad \beta = p_{r0} \quad (r = \tau_{L-1}), \quad \gamma = \delta = 0. \quad (\text{D4})$$

Appendix E: Derivation of Eqs. (63a)–(63b)

First, we show that Eq. (62) is equivalent to

$$J_i = \sum_{r=1,2} p_{r0} \mathbb{P}[\tau_i = r] - \sum_{r=1,2} p_{r0} \mathbb{P}[\tau_{i+1} = r] + (p_{21} + p_{10} - p_{20})(X_i^{21} - X_i^{12}). \quad (\text{E1})$$

Note that the top line on the right-hand side of Eq. (E1) is in a gradient form, but the bottom line is not (unless $p_{10} - p_{20} + p_{21} = 0$). We use the following identities

$$\begin{aligned} \mathbb{P}[\tau_i = 0] &= \langle \delta_{\tau_i,0} \rangle = \frac{1}{2} \langle (1 - \tau_i)(2 - \tau_i) \rangle, \\ \mathbb{P}[\tau_i = 1] &= \langle \delta_{\tau_i,1} \rangle = \langle \tau_i(2 - \tau_i) \rangle, \\ \mathbb{P}[\tau_i = 2] &= \langle \delta_{\tau_i,2} \rangle = \frac{1}{2} \langle \tau_i(\tau_i - 1) \rangle, \end{aligned}$$

for $\tau_i \in \{0, 1, 2\}$. The Kronecker delta symbol $\delta_{\tau_i,r}$ indicates if site i is occupied by r particles. Similar expressions are readily written for two-point probabilities $\mathbb{P}[\tau_i = r \wedge \tau_{i+1} = s]$. The expression (62) for the current J_i is thus given by the expectation value

$$J_i = \frac{1}{2} \left\langle (\tau_i - \tau_{i+1}) \left[2p_{10}(2 - \tau_i - \tau_{i+1}) + p_{20}(\tau_i + \tau_{i+1} - 1) + (p_{21} + p_{10} - p_{20})\tau_i\tau_{i+1} \right] \right\rangle.$$

Introducing the observables

$$\begin{aligned} N_1(\tau_i, \tau_{i+1}) &= (\tau_i - \tau_{i+1})(2 - \tau_i - \tau_{i+1}) \\ &= \delta_{\tau_i,1} - \delta_{\tau_{i+1},1}, \\ N_2(\tau_i, \tau_{i+1}) &= \frac{1}{2}(\tau_i - \tau_{i+1})(\tau_i + \tau_{i+1} - 1) \\ &= \delta_{\tau_i,2} - \delta_{\tau_{i+1},2}, \\ N_3(\tau_i, \tau_{i+1}) &= \frac{1}{2}(\tau_i - \tau_{i+1})\tau_i\tau_{i+1} \\ &= \delta_{\tau_i,2}\delta_{\tau_{i+1},1} - \delta_{\tau_i,1}\delta_{\tau_{i+1},2}, \end{aligned}$$

we obtain

$$J_i = p_{10} \langle N_1(\tau_i, \tau_{i+1}) \rangle + p_{20} \langle N_2(\tau_i, \tau_{i+1}) \rangle + (p_{21} + p_{10} - p_{20}) \langle N_3(\tau_i, \tau_{i+1}) \rangle$$

leading to (E1). Performing analogous calculations for \hat{J}_i defined in (63b), we find that $J_i - \hat{J}_i$ is given by

$$\langle N_3(\tau_i, \tau_{i+1}) \rangle - \langle \delta_{\tau_i,2} \rangle \langle \delta_{\tau_{i+1},1} \rangle + \langle \delta_{\tau_i,1} \rangle \langle \delta_{\tau_{i+1},2} \rangle \quad (\text{E2})$$

times $(p_{21} + p_{10} - p_{20})$. One can verify that (E2) is identical to $C_i^{21} - C_i^{12}$. This completes the proof of (63a)–(63b).

Appendix F: Continuous limit of \hat{J}_i

We now derive (64), the continuous limit of \hat{J}_i . We use the scaling form (56) and obtain

$$Y_i^{rs} - Y_i^{sr} \simeq W_r(\rho_i)W_s(\rho_{i+1}) - W_s(\rho_i)W_r(\rho_{i+1}) + \frac{1}{L} \left[\kappa_r \left(\frac{i}{L} \right) \kappa_s \left(\frac{i+1}{L} \right) - \kappa_s \left(\frac{i}{L} \right) \kappa_r \left(\frac{i+1}{L} \right) \right]. \quad (\text{F1})$$

The second line on the right-hand side of Eq. (F1) vanishes as $O(L^{-2})$. To simplify the first line in Eq. (F1) we write the Taylor expansion

$$W_\ell(\rho_{i+1}) \simeq W_\ell(\rho) + \frac{1}{L} \frac{d\rho}{dx} \frac{dW_\ell}{d\rho} \quad (\ell = r, s). \quad (\text{F2})$$

Using this result and keeping only $O(L^{-1})$ terms we simplify Eq. (F1) and arrive at

$$\hat{J}(x) \simeq \frac{1}{L} \frac{d\rho}{dx} \sum_{\substack{r=1,2 \\ s=0,1}} p_{rs} \left[W_r \frac{dW_s}{d\rho} - W_s \frac{dW_r}{d\rho} \right]. \quad (\text{F3})$$

We emphasize that the finite-size corrections κ_r cancel out in (F3). Substituting (14) into (F3) we obtain

$$\hat{J}(x) \simeq -\frac{1}{L} \frac{d\rho}{dx} \frac{d\lambda}{d\rho} \frac{1}{\lambda} \sum_{\substack{1 \leq r \leq 2 \\ 0 \leq s \leq 1}} p_{rs} W_r W_s$$

which indeed reduces to (64) once we recall that D_0 is given by (34).

- [1] “As to the axioms of the theory of probabilities, it seems to me desirable that their logical investigation should be accompanied by a rigorous and satisfactory development of the method of mean values in mathematical physics, and in particular in the kinetic theory of gases [...] Boltzmann’s work on the principles of mechanics suggests the problem of developing mathematically the limiting processes, there merely indicated, which lead from the atomistic view to the laws of motion of continua”, page 454 in D. Hilbert, *Mathematical Problems, International Congress of Mathematicians at Paris in 1900*, Bull. Amer. Math. Soc. **8**, 437 (1902).
- [2] H. Spohn, *Large Scale Dynamics of Interacting Particles* (Springer-Verlag, New York, 1991).
- [3] C. Kipnis and C. Landim, *Scaling Limits of Interacting Particle Systems* (Springer-Verlag, Berlin, 1999).
- [4] T. M. Liggett, *Stochastic Interacting Systems: Contact, Voter, and Exclusion Processes* (Springer, New York, 1999).
- [5] S. Katz, J. L. Lebowitz, and H. Spohn, J. Stat. Phys. **34**, 497 (1984).
- [6] J. L. Lebowitz, E. Presutti, and H. Spohn, J. Stat. Phys. **51**, 841 (1988).
- [7] B. Derrida, Phys. Rep. **301**, 65 (1998).
- [8] B. Schmittmann and R. K. P. Zia, *Statistical Mechanics of Driven Diffusive Systems*, in: *Phase Transitions and Critical Phenomena*, Vol. 17, edited by C. Domb and J. L. Lebowitz (Academic Press, London, 1995).
- [9] G. M. Schütz, *Exactly Solvable Models for Many-Body Systems Far From Equilibrium*, in *Phase Transitions and Critical Phenomena*, Vol. 19, edited by C. Domb and J. L. Lebowitz (Academic Press, London, 2000).
- [10] R. A. Blythe and M. R. Evans, J. Phys. A **40**, R333 (2007).
- [11] P. L. Krapivsky, S. Redner, and E. Ben-Naim, *A Kinetic View of Statistical Physics* (Cambridge University Press, Cambridge, 2010).
- [12] B. Derrida, J. Stat. Mech. P07023 (2007).
- [13] T. Bodineau and B. Derrida, C. R. Physique **8**, 540 (2007).
- [14] L. Bertini, A. De Sole, D. Gabrielli, G. Jona-Lasinio, and C. Landim, J. Stat. Phys. **107**, 635 (2002).
- [15] L. Bertini, A. De Sole, D. Gabrielli, G. Jona-Lasinio, and C. Landim, Rev. Mod. Phys. **87**, 593 (2015).
- [16] H. Spohn, J. Phys. A: Math. Gen. **16**, 4275 (1983).
- [17] J. S. Hager, J. Krug, V. Popkov, and G. M. Schütz, Phys. Rev. E **63**, 056110 (2001).
- [18] Y. Baek, Y. Kafri, and V. Lecomte, Phys. Rev. Lett. **118**, 030604 (2017).
- [19] P. L. Krapivsky, J. Stat. Mech. P06012 (2013).
- [20] J. M. Carlson, J. T. Chayes, E. R. Grannan, and G. H. Swindle, Phys. Rev. Lett. **65**, 2547 (1990).
- [21] D. Gabrielli and P. L. Krapivsky, in preparation.
- [22] U. Bhat and P. L. Krapivsky, Phys. Rev. E **90**, 012133 (2014).
- [23] C. Kipnis, C. Landim, and S. Olla, Comm. Pure Appl. Math. **47**, 1475 (1994).
- [24] C. Kipnis, C. Landim, and S. Olla, Ann. Inst. H. Poincaré **31**, 191 (1995).
- [25] D. Chowdhury, L. Santen, and A. Schadschneider, Phys. Rep. **329**, 199 (2000).
- [26] T. Chou, K. Mallick, and R. K. P. Zia, Rep. Prog. Phys. **74**, 116601 (2011).
- [27] By “product measure” we mean that in the equilibrium correlation functions factorize, e.g. the pair correlation function satisfies $\langle \tau_i \tau_j \rangle = \langle \tau_i \rangle \langle \tau_j \rangle$ for $i \neq j$.
- [28] C. Coccozza-Thivent, Z. Wahrsch. Verw. Geb. **70**, 509 (1985).
- [29] C. Arita and C. Matsui, EPL **114**, 60012 (2016).
- [30] T. Seppäläinen, Ann. Prob. **27**, 361 (1999).
- [31] T. Becker, K. Nelissen, B. Cleuren, B. Partoens, and C. Van den Broeck, Phys. Rev. Lett. **111**, 110601 (2013).
- [32] T. Antal, P. L. Krapivsky, and K. Mallick, J. Stat. Mech. P08027 (2007).
- [33] C. Godrèche, in *Ageing and the Glass Transition*, Lecture Notes in Physics Vol. 716 (Springer, Berlin, 2007), p. 261
- [34] C. Arita, P. L. Krapivsky, and K. Mallick, Phys. Rev. E **90**, 052108 (2014).
- [35] T. Becker, K. Nelissen, B. Cleuren, B. Partoens, and C. Van den Broeck, Phys. Rev. E **93**, 046101 (2016).
- [36] C. Arita, P. L. Krapivsky, and K. Mallick, Phys. Rev. E **94**, 016101 (2016).
- [37] Reviews of kinetically-constrained lattice gases: F. Ritort and P. Sollich, Adv. Phys. **52**, 219 (2003); J. P. Garrahan, P. Sollich, and C. Toninelli in *Dynamical heterogeneities in glasses, colloids and granular media*, eds. L. Berthier, G. Biroli, J.-P. Bouchaud, L. Cipelletti and W. van Saarloos (Oxford University Press, Oxford, UK, 2011) Chap. 10
- [38] M. A. Załuska-Kotur and Z. W. Gortel, Phys. Rev. B **76**, 245401 (2007); F. Krzyżewski and M. A. Załuska-Kotur, Phys. Rev. B **78**, 235406 (2008); M. Mińkowski and M. A. Załuska-Kotur, Phys. Rev. B **91**, 075411 (2015).
- [39] P. Gaspard, and T. Gilbert, arXiv:1611.05809.
- [40] M. Sasada, arXiv:1611.08866.