



HAL
open science

Coupling a single nitrogen-vacancy center to a superconducting flux qubit in the far-off-resonance regime

Tom Douce, Michael Stern, Nicim Zagury, Patrice Bertet, Pérola Milman

► **To cite this version:**

Tom Douce, Michael Stern, Nicim Zagury, Patrice Bertet, Pérola Milman. Coupling a single nitrogen-vacancy center to a superconducting flux qubit in the far-off-resonance regime. *Physical Review A: Atomic, molecular, and optical physics* [1990-2015], 2015, 92, pp.052335. 10.1103/PhysRevA.92.052335 . cea-01366679

HAL Id: cea-01366679

<https://cea.hal.science/cea-01366679>

Submitted on 15 Sep 2016

HAL is a multi-disciplinary open access archive for the deposit and dissemination of scientific research documents, whether they are published or not. The documents may come from teaching and research institutions in France or abroad, or from public or private research centers.

L'archive ouverte pluridisciplinaire **HAL**, est destinée au dépôt et à la diffusion de documents scientifiques de niveau recherche, publiés ou non, émanant des établissements d'enseignement et de recherche français ou étrangers, des laboratoires publics ou privés.

Coupling a single nitrogen-vacancy center to a superconducting flux qubit in the far-off-resonance regime

Tom Douce,¹ Michael Stern,^{2,3} Nicim Zagury,⁴ Patrice Bertet,² and Pérola Milman¹

¹*Laboratoire Matériaux et Phénomènes Quantiques, Université Paris Diderot, CNRS UMR 7162, F-75013 Paris, France*

²*Quantronics Group, SPEC, CEA, CNRS, Université Paris-Saclay, CEA Saclay 91191 Gif sur Yvette, France*

³*Quantum Nanoelectronics Laboratory, MS2 Tech., BINA, Bar-Ilan University, Ramat Gan, 52900, Israel*

⁴*Instituto de Física, Universidade Federal do Rio de Janeiro. Caixa Postal 68528, 21941-972 Rio de Janeiro, RJ, Brazil*

(Received 3 July 2015; published 30 November 2015)

We present a theoretical proposal to couple a single nitrogen-vacancy (NV) center to a superconducting flux qubit in the regime where both systems are off resonance. The coupling between both quantum devices is achieved through the strong driving of the flux qubit by a classical microwave field that creates dressed states with an experimentally controlled characteristic frequency. We discuss several applications such as controlling the NV center's state by manipulation of the flux qubit, performing the NV center full tomography and using the NV center as a quantum memory. The effect of decoherence and its consequences to the proposed applications are also analyzed. Our results provide a theoretical framework describing a promising hybrid system for quantum information processing, which combines the advantages of fast manipulation and long coherence times.

DOI: [10.1103/PhysRevA.92.052335](https://doi.org/10.1103/PhysRevA.92.052335)

PACS number(s): 03.67.Lx, 03.67.Bg, 42.50.Ex

I. INTRODUCTION

Electronic spins in semiconductors such as nitrogen-vacancy (NV) centers in diamond or impurities in silicon are characterized by their low decoherence rates Γ_s [1–4]. They would be excellent candidates for realizing an operating quantum processor if only there was a way to reliably entangle distant spins [5,6]. Recently, it has been proposed to solve this issue by using a superconducting circuit as a quantum bus [7,8]. Such hybrid systems combine the advantages of fast manipulation and long coherence times [9,10]. However, this approach would require reaching the strong coupling regime where the coupling strength g between the spin and the circuit is larger than their respective decoherence rates ($g \gg \{\Gamma_s, \Gamma_{\text{circuit}}\}$). To achieve this goal, the coupling constant g should be increased by several orders of magnitude compared to the current state of the art where g is typically of the order of a few hertz [11,12].

The coupling constant g can be greatly increased by using flux qubits instead of a linear superconducting resonator. Indeed, flux qubits [13–20] are characterized by a macroscopic permanent current I_p typically of the order of several hundreds of nanoampere. This current flows in the loop of the qubit and generates therefore a large magnetic dipole which allows an efficient coupling to spins. Bringing the spin at a distance of ~ 20 nm from the flux qubit can be achieved by fabricating an ultranarrow superconducting wire and aligning it very precisely with the spin (see Fig. 1). This would allow increasing the coupling by several orders of magnitude and reaching a coupling constant $g/2\pi \sim 100$ kHz, a value much larger than recently reported spin decoherence rates [1,2]. Flux qubits with decoherence rates smaller than 100 kHz have been demonstrated [21,22]. Capacitively-shunted flux qubits [23,24] with decoherence rates of order 10 kHz were also demonstrated recently [25], although their persistent current is in general lower. However, flux qubits suffer from a severe limitation. Their large magnetic dipole makes them very sensitive to flux noise which limits their coherence times. To cope with this problem, one should tune the flux threading

the loop Φ precisely at half a flux quantum ($\Phi = \Phi_0/2$), the so-called optimal point of the flux qubit [15]. At this point its energy $\hbar\Delta$ does not depend on the flux at first order.

The coupling of a spin—whose transition energy $\hbar\omega_s$ is given by nature—with a flux qubit is optimal for $\omega_s = \Delta$. Unfortunately, reaching this target is a challenging task. The value of the so-called flux-qubit gap Δ is an exponential function [17] of the parameters of the junctions which form the qubit and it is therefore poorly controlled. It is possible to design a tunable flux qubit by replacing one of the junctions by a superconducting quantum interference device (SQUID) [26]. However, coherence times required for single spin coupling have not been reported so far in this geometry. Applying an external magnetic field to tune the spin close to Δ frequency also has many limitations. The critical field of aluminium is ~ 100 G and therefore limits the tunability of the spin frequency to 100–200 MHz. As a consequence the two resonance frequencies ω_s and Δ may be highly detuned. Typically, one can expect that $(\Delta - \omega_s)/2\pi \sim 300$ –500 MHz, prohibiting the use of the direct resonant interaction to entangle the two systems. In this work, we propose a theoretical strategy to cope with this issue and couple efficiently both systems even with such a detuning.

II. THE MODEL

A. Effective Hamiltonian

We now present our model, starting with NV centers, the flux qubit (FQ), and the coupling mechanism. NV centers are diamond color centers consisting of a nitrogen substitutional impurity next to a vacancy [27,28]. In their negatively charged state, they have an electronic ground state with a spin $S = 1$ which is described by the following Hamiltonian (neglecting the effect of strain [29]):

$$\hat{H}^s = \hbar D S_z^2 + \hbar \gamma_e \vec{S} \cdot \vec{B}^{\text{ext}}, \quad (1)$$

where \vec{S} are the dimensionless spin-1 operators, $D/(2\pi) \approx 2.88$ GHz is the zero-field splitting ground state, and the

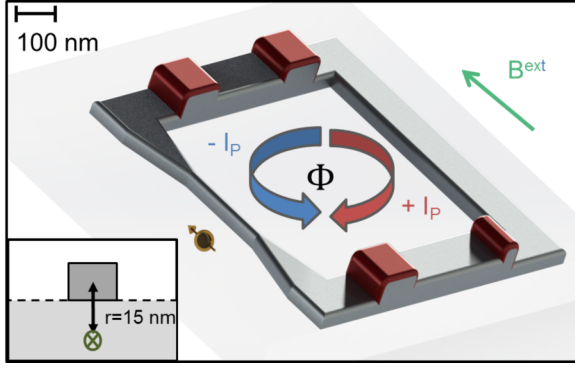


FIG. 1. (Color online) Schematic view of a flux qubit coupled to a single spin. The flux qubit consists of a superconducting loop with a constriction and intersected by four Josephson junctions (in red). Three of the junctions are identical while the fourth junction is smaller than others. When the flux threading the loop Φ is close to half a flux quantum, the system behaves as a two-level system. The nitrogen vacancy center represented as a golden arrow is situated in the close vicinity ($r = 15$ nm) of the constriction to maximize the coupling between the two systems. The application of an external magnetic field B_{ext} in the direction of the NV axis lifts the degeneracy between the $m_S = \pm 1$ states.

rightmost term is the Zeeman interaction of the electronic spin of gyromagnetic ratio $|\gamma_e|/2\pi = 28$ GHz/T. The quantization z axis is set in the nitrogen vacancy axis. B^{ext} is an external magnetic field applied to lift the degeneracy of the $\{m_S = \pm 1\}$ levels. For an antiparallel field, the NV center is well described by a two-level system Hamiltonian in the $\{m_S = 0, m_S = +1\}$ basis:

$$\hat{H}^s = \hbar\omega_s \hat{\sigma}_z^s / 2, \quad (2)$$

where $\omega_s = D + \gamma_e B^{\text{ext}}$, $\hat{\sigma}_z^s = |1\rangle\langle 1| - |0\rangle\langle 0|$ with $|0\rangle$ and $|1\rangle$ corresponding, respectively, to $m_S = 0$ (lower state) and $m_S = 1$.

The flux qubit Hamiltonian can also be described by a two-level system [17]:

$$\hat{H}^{fq} = \hbar\epsilon \hat{\sigma}_x^{fq} / 2 + \hbar\Delta \hat{\sigma}_z^{fq} / 2, \quad (3)$$

where $\epsilon = 2I_p(\Phi - \Phi_0/2)$. In order to reach the longest coherence times the flux qubit must be manipulated at the so-called optimal point with $\Phi = \Phi_0/2$. Consequently we have $\epsilon = 0$ and the flux qubit transition frequency is given by Δ . The NV is in a position such that the field from the flux qubit is normal to the quantization axis of NV spin \vec{S} . Therefore the Hamiltonian for the two interacting systems can be written as

$$\hat{H} = \hbar\omega_s \hat{\sigma}_z^s / 2 + \hbar\Delta \hat{\sigma}_z^{fq} / 2 + \hbar g \hat{\sigma}_x^s \hat{\sigma}_x^{fq}, \quad (4)$$

where the fourth term is the Zeeman interaction of the electronic spin due to the magnetic field generated by the flux qubit. The coupling constant g is given by $g \simeq \gamma_e \mu_0 I_p / (\sqrt{2} \cdot 2\pi r)$ where μ_0 is the vacuum permeability and r the distance between the spin and the constriction shown in Fig. 1. By setting $r = 15$ nm and $I_p = 500$ nA, we get $g/2\pi \simeq 100$ kHz.

The flux qubit is subjected to an additional microwave magnetic field of frequency ω in a direction normal to the plane of the persistent currents. The NV spin state has a much smaller

magnetic dipole and therefore we will assume that it is not driven directly by the microwave field. Thus the Hamiltonian reads

$$\begin{aligned} \hat{H} = & \hbar\omega_s \hat{\sigma}_z^s / 2 + \hbar\Delta \hat{\sigma}_z^{fq} / 2 + \hbar g \hat{\sigma}_x^s \hat{\sigma}_x^{fq} \\ & + \hbar\Omega \hat{\sigma}_x^{fq} \cos(\omega t), \end{aligned} \quad (5)$$

where $\Omega = I_p A B_0$ is the Rabi frequency of the flux qubit of area A and persistent current I_p driven by the classical microwave field $B(t) = B_0 \cos(\omega t)$.

From (5) we can move to a frame rotating with the classical field's frequency ω , which is set to be the same as the flux qubit transition frequency—namely $\omega = \Delta$. This is accomplished through the unitary operator transformation $U_s(t) = e^{-i\Delta t(\hat{\sigma}_z^s + \hat{\sigma}_z^{fq})/2} U_r(t)$, connecting the time evolution operators in the Schrödinger and rotating frame pictures. We define $\delta = \omega_s - \omega = \omega_s - \Delta$ and the raising and lowering operators in the σ_z basis, $\hat{\sigma}_{\pm} = (\hat{\sigma}_x \pm i\hat{\sigma}_y)/2$. By setting $\Omega \simeq |\delta|$, we identify two terms in the resulting Hamiltonian in the rotating frame:

$$\hat{H}_r = \hat{H}_0 + \hat{H}_{\text{int}}, \quad (6)$$

with

$$\begin{aligned} \hat{H}_0 = & \hbar \frac{\delta}{2} \hat{\sigma}_z^s + \hbar \frac{\Omega}{2} \hat{\sigma}_x^{fq}, \\ \hat{H}_{\text{int}} = & \hbar g (\hat{\sigma}_+^s e^{i\Delta t} + \hat{\sigma}_-^s e^{-i\Delta t}) (\hat{\sigma}_+^{fq} e^{i\Delta t} + \hat{\sigma}_-^{fq} e^{-i\Delta t}). \end{aligned} \quad (7)$$

We can thus consider that the classical drive “dresses” the flux qubit [30,31]. From now on this representation will be referred to as the laboratory frame. In order to understand the physical meaning of this time-dependent interaction Hamiltonian, we plotted in Fig. 2 the time evolution of the probability of finding both systems in their excited states $|1\rangle|1\rangle$. The figure displays two distinct time scales: The first one is given by the Rabi oscillations of frequency Ω induced by the classical field. The second one comes from the magnetic coupling between the

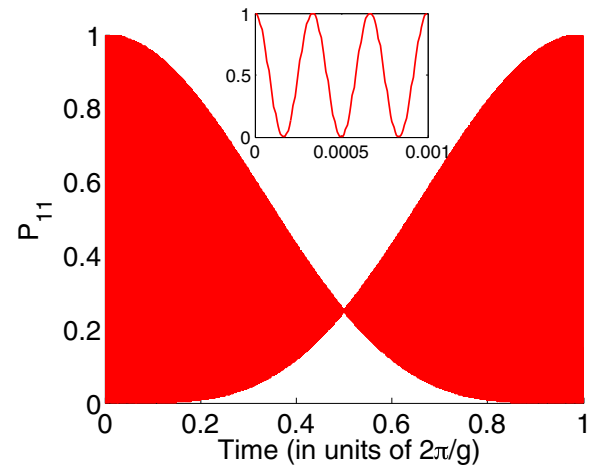


FIG. 2. (Color online) Probability of finding the composite system in state $|1\rangle|1\rangle$ as a function of time (in units of $2\pi/g$). We numerically solve the Schrödinger equation with Hamiltonians \hat{H}_0 and \hat{H}_{int} from Eq. (7). We can see the slow dynamics induced by the magnetic coupling while the inset displays the fast Rabi oscillations occurring with a much shorter time scale. The set of parameters is $\omega_s = 28\,800g$, $\Delta = 25\,800g$, and $\Omega = -\delta$.

flux qubit and the spin. For the numerical simulation we have set $\omega_s = 28\,800g$ and $\Delta = 25\,800g$ so that $\delta = 3000g$, with $\Omega = -\delta$.

We now move to the interaction picture with respect to \hat{H}_0 in order to get an approximate expression for the interaction Hamiltonian. We have

$$\begin{aligned} \hat{H}_I = & \hbar \frac{g}{2} \left\{ \hat{\sigma}_+^s e^{i(2\Delta+\delta)t} [\hat{\sigma}_x^{fq} - e^{i\Omega t} (\hat{\sigma}_z^{fq} - i\hat{\sigma}_y^{fq})/2 \right. \\ & + e^{-i\Omega t} (\hat{\sigma}_z^{fq} + i\hat{\sigma}_y^{fq})/2] \\ & + \hat{\sigma}_+^s e^{i\delta t} [\hat{\sigma}_x^{fq} - e^{-i\Omega t} (\hat{\sigma}_z^{fq} + i\hat{\sigma}_y^{fq})/2 \\ & \left. + e^{i\Omega t} (\hat{\sigma}_z^{fq} - i\hat{\sigma}_y^{fq})/2 \right\} + \text{H.c.} \end{aligned} \quad (8)$$

Let us define $\hat{\sigma}_{+,x} = |+\rangle\langle -| = (\hat{\sigma}_z - i\hat{\sigma}_y)/2$ and $\hat{\sigma}_{-,x} = |-\rangle\langle +| = (\hat{\sigma}_z + i\hat{\sigma}_y)/2$, where $|\pm\rangle = (|1\rangle \pm |0\rangle)/\sqrt{2}$. We recall that we focus on the case with $\Omega \simeq |\delta|$ in Eq. (8). Assuming also the conditions $(\Delta, \Omega, \delta \gg g)$ we can perform the so-called rotating wave approximation and are led to the effective Hamiltonian:

$$\hat{H}_{\text{eff}}(t) = \pm \hbar \frac{g}{2} (\hat{\sigma}_+^s \hat{\sigma}_{\pm,x}^{fq} e^{i(\Omega \pm \delta)t} + \hat{\sigma}_-^s \hat{\sigma}_{\mp,x}^{fq} e^{-i(\Omega \pm \delta)t}). \quad (9)$$

The effective Hamiltonian (9) describes a closed two-qubit system that can be diagonalized and studied analytically. It can lead to a number of applications that will be further detailed in the next sections. We stress that in the case of exact matching condition $\Omega = \pm\delta$ the effective Hamiltonian becomes time independent. In the following we set $\Omega = -\delta$ so that $\hat{H}_{\text{eff}} = \hbar \frac{g}{2} (\hat{\sigma}_+^s \hat{\sigma}_{+,x}^{fq} + \hat{\sigma}_-^s \hat{\sigma}_{-,x}^{fq})$. Adapting the results to $\Omega = \delta$ is straightforward.

Supposing that the spin-flux qubit bipartite system is initially in a separable pure state, it can be written as

$$|\psi(0)\rangle = (\cos\theta|0\rangle + e^{i\varphi}\sin\theta|1\rangle)(\cos\alpha|+\rangle + e^{i\phi}\sin\alpha|-\rangle). \quad (10)$$

In (10), we dropped subscripts and used a convention that will be kept the same throughout this manuscript: The spin's state is expressed in the basis of $\hat{\sigma}_z^s$ eigenstates $|0\rangle, |1\rangle$, and the flux qubit state is expressed in the basis of $\hat{\sigma}_x^{fq}$ eigenstates $|+\rangle, |-\rangle$. This basis choice is well adapted to the coupling induced by (9). Moreover, it provides a clear distinction between each party's states without using auxiliary labels. The parameters θ and φ characterizing the spin's state are unknown and cannot be controlled or manipulated without the coupling (9). However, the parameters α and ϕ can be experimentally controlled and the flux qubit can be prepared in an arbitrary initial state by combining classical pulses with different phases, intensity, and duration [18]. The time evolution of the initial state (10) subjected to Hamiltonian (9) is

$$\begin{aligned} |\psi(t)\rangle = & \cos\theta \cos\alpha |0, +\rangle + e^{i(\phi+\varphi)} \sin\theta \sin\alpha |1, -\rangle \\ & + e^{i\varphi} \sin\theta \cos\alpha \left(-i \sin \frac{gt}{2} |0, -\rangle + \cos \frac{gt}{2} |1, +\rangle \right) \\ & + e^{i\phi} \cos\theta \sin\alpha \left(\cos \frac{gt}{2} |0, -\rangle - i \sin \frac{gt}{2} |1, +\rangle \right). \end{aligned} \quad (11)$$

In order to test the validity of our model, we compare the time evolution induced by the effective Hamiltonian (9) to

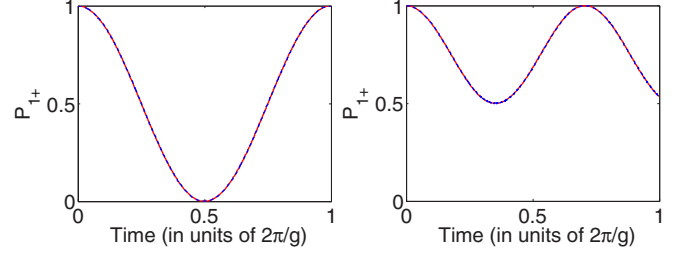


FIG. 3. (Color online) Probability of finding the composite system in state $|1\rangle|+\rangle$ as a function of time (in units of $2\pi/g$). In dashed blue we show the exact time evolution of population while in continuous red the one obtained using the effective Hamiltonian (9). (Left) Case of perfect resonance, $\Omega = -\delta$. (Right) Nonresonant coupling $\delta + \Omega = g$. We can see that in both cases the effective evolution matches the exact one with very good accuracy.

the evolution under the action of the exact Hamiltonian in the interaction picture (8). This can be done by comparing the numerical integration of the Schrödinger equation using (8) to the analytical diagonalization of (9). We can study as an example the case where $\theta = \pi/2$ and $\alpha = 0$. In this case, the initial state is $|1\rangle|+\rangle$ using the basis convention. This state is an eigenstate of the free Hamiltonian \hat{H}_0 , so the interaction Hamiltonian is solely responsible for the dynamics. The time evolution of the population in $|1\rangle|+\rangle$ under either \hat{H}_{eff} or \hat{H}_{int} is shown in Fig. 3, with $\Omega = -\delta$ (left) and $\Omega = -\delta + g$ (right). We can see that indeed, both curves display a very good overlap. Thus the effective Hamiltonian is a good approximation to the coupling between both systems, even if the resonance is not perfect, i.e., $\Omega \neq \pm\delta$, in this case leading to a reduction of the fringes visibility.

The tuning of the resonance can be done by continuously changing the intensity and phase of the classical dressing field until coupling between the NV center and the flux qubit is optimal, as in a “quantum radio.” This point will be further discussed in Sec. III A.

We should also mention that similar ideas have been proposed to couple superconducting qubits with widely different frequencies [32–34].

B. Decoherence

The dynamics of the coupled spin-flux qubit system will be influenced by the presence of noise, that creates population losses and dephasing. In order to describe the proper dynamical equation for the density matrix of the system, we will start from a microscopic description of the flux qubit-environment interaction and then derive the corresponding Lindblad equation. Given the typical decay rates of a flux qubit compared to those of an NV center, we will neglect contributions to decoherence induced by the dephasing of the latter. Our microscopic model is thus made of two interactions: a dissipative process conveyed by the qubit $\hat{\sigma}_x$ operator and a dephasing one due to $\hat{\sigma}_z$. More precisely we have

$$\hat{H}_{\text{diss}} = \hbar \sum_k \gamma_k \hat{\sigma}_x^{fq} (\hat{b}_k + \hat{b}_k^\dagger), \quad (12)$$

and [35]

$$\hat{H}_{\text{deph}} = \hbar \sum_k \lambda_k \hat{\sigma}_z^{fq} (\hat{c}_k + \hat{c}_k^\dagger), \quad (13)$$

where the $\hat{b}_k^{(\dagger)}$'s and $\hat{c}_k^{(\dagger)}$'s are bosonic annihilation (creation) operators of the modes of the environment. In our study we will assume the environment is in thermal equilibrium at zero temperature.

The flux qubit undergoes two independent nondissipative evolutions: The first is due to the microwave drive, at frequency Ω , the second to the coupling with the NV center at frequency $g/2$. The latter is the one we are interested in while the former is included in the free Hamiltonian \hat{H}_0 . We derive the master equation based on these ingredients in the so-called Born-Markov approximation [36]. The Lindblad equation should model the effect of damping and dephasing in the basis of the free Hamiltonian eigenstates. Since the free Hamiltonian of the flux qubit is proportional to $\hat{\sigma}_x$, the Lindblad operators will be composed of raising and lowering operators in the Pauli- $\hat{\sigma}_x$ basis. Specifically, we get the following dynamical equation for the system density matrix in the laboratory frame:

$$\begin{aligned} \frac{d\hat{\rho}}{dt} = & -i[\hat{H}_0 + \hat{H}_{\text{eff}}, \hat{\rho}] + \Gamma_x \mathcal{L}[\hat{\sigma}_x^{fq}] \hat{\rho} \\ & + \Gamma_- \mathcal{L}[\hat{\sigma}_{-,x}^{fq}] \hat{\rho} + \Gamma_+ \mathcal{L}[\hat{\sigma}_{+,x}^{fq}] \hat{\rho}, \end{aligned} \quad (14)$$

where \mathcal{L} is the Lindblad superoperator $\mathcal{L}[\hat{a}]\hat{\rho} = \hat{a}\hat{\rho}\hat{a}^\dagger - \frac{1}{2}(\hat{a}^\dagger\hat{a}\hat{\rho} + \hat{\rho}\hat{a}^\dagger\hat{a})$. Notice that in contrast to the standard approach the microwave drive rotates the decoherence basis: The ground state is a thermal distribution in the $\{|-\rangle, |+\rangle\}$ basis. Even though the environment was assumed to be at zero temperature, the driving field leads to an effective heating of the bath. Moreover, the Γ_i 's decay rates are related to environmental spectral properties and thus to experimentally accessible quantities [37]. Let us define T_1 as the energy relaxation time and T_v the Rabi oscillations decoherence time which can be measured through independent experiments. Then we have

$$\Gamma_x = \frac{1}{4}T_1^{-1}, \quad \Gamma_- = \frac{1}{4}T_1^{-1}, \quad \Gamma_+ = \frac{1}{4}T_1^{-1} + T_v^{-1}. \quad (15)$$

One should notice the asymmetry between Γ_+ and Γ_- that will have peculiar consequences later on. With the dynamical equation (14) we are able to numerically evaluate the time evolution of the system, including in our simulations realistic values for T_1 and T_v , experimentally determined, e.g., in [21]. There we have $T_1 = 10\text{--}20 \mu\text{s}$ and $T_v = 10\text{--}15 \mu\text{s}$. In Fig. 4 we show the effect of decoherence on the reduced flux qubit state obtained after tracing over the spin state. We plot the probability of finding the flux qubit in the excited state, $P_1(t) = \text{Tr}_{\text{spin}}(\langle 1_{fq} | \hat{\rho}(t) | 1_{fq} \rangle)$, where Tr_{spin} denotes the partial trace over the spin's degree of freedom.

We will now show how this formalism can be used in fundamental quantum information protocols.

III. APPLICATIONS IN QUANTUM INFORMATION PROTOCOLS

We will see in the following how a proper choice of the parameters α and ϕ can lead to a number of applications

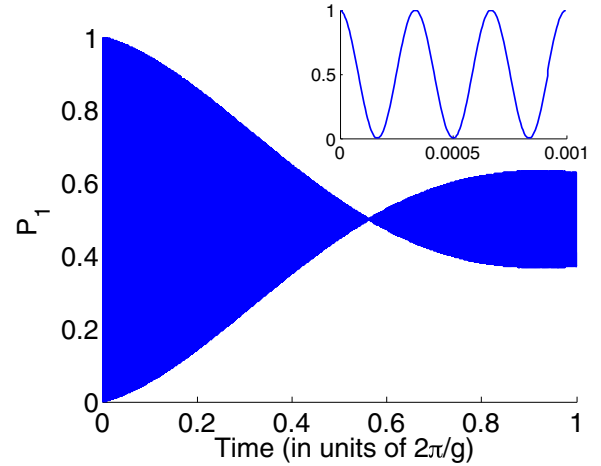


FIG. 4. (Color online) Probability of finding the flux qubit in the excited state as a function of time (in units of $2\pi/g$), for a spin initial state $|1\rangle$. Time evolution is computed in the laboratory frame. The plot is at resonance condition; decoherence is $T_1 = 20 \mu\text{s}$, $T_v = 15 \mu\text{s}$. (Inset) Zoom on the fast Rabi oscillations for very short times.

relying on the coupling between the two-level systems, such as manipulation and measurement of the spin's state.

A. Detecting spin-qubit coupling

The first step in view of exploring the flux qubit-single spin coupling is to detect the coupling itself. Here we study a protocol enabling this in the presence of decoherence, which introduces noise and loss of information about the flux qubit's state.

We first provide the exact calculation neglecting dissipation and restricting to zero detuning, i.e., $\Omega = -\delta$, focusing on the interaction picture. We define $P_1^i(t) = \text{Tr}_{\text{spin}}(\langle 1_{fq} | \hat{\rho}^i(t) | 1_{fq} \rangle)$, where $\rho^i(t)$ is the density matrix of the whole system computed in the frame rotating with \hat{H}_0 . Based on Eq. (11) we have

$$P_1^i(t) = \frac{1}{2} \left(1 + \sin 2\alpha \cos \phi \cos \frac{gt}{2} \right). \quad (16)$$

We recall that the main goal of the present protocol is to detect the existence of the coupling. In this regard, the key point of the dynamics of the population $P_1^i(t)$ is that it does not depend on the NV center state, which is *a priori* unknown, but rather on the flux qubit state which is controllable. This feature will not be preserved when including decoherence to the dynamics. Hence we can set $\alpha = \pi/4$ (i.e., starting with the flux qubit in the excited state $|1\rangle$) to get the highest visibility. In that case $P_1^i(t)$ reads

$$P_1^i(t) = \frac{1}{2} \left(1 + \cos \frac{gt}{2} \right). \quad (17)$$

This equation is valid provided the flux qubit and the spin are in perfect resonance $\Omega = -\delta$. Furthermore, the resonance condition ensures that $P_1^i(t)$ corresponds to the envelope of the fast oscillations when moving back to the laboratory frame (see Fig 5, top left). Equation (17) corresponds to an oscillation with unit visibility. The fast oscillations at frequency Ω come from the classical driving field which induces the free Hamiltonian

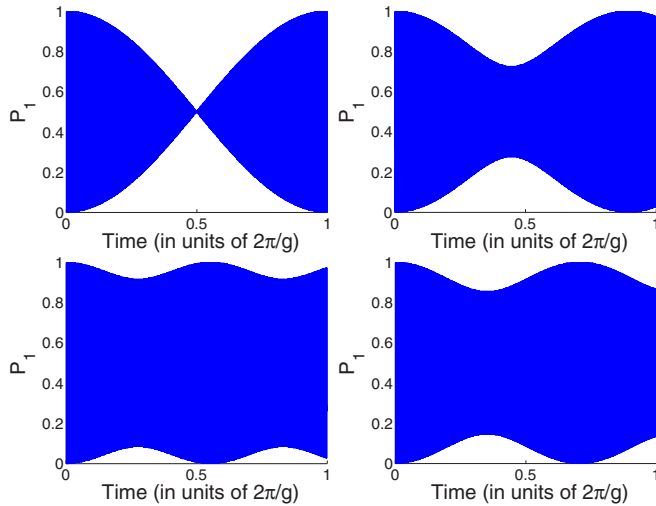


FIG. 5. (Color online) Probability of finding the reduced flux qubit density matrix in the excited state $|1\rangle$ as a function of time (in units of $2\pi/g$). Decoherence here is not taken into account. From top left and increasing clockwise, values of the detuning are $\Omega + \delta = 0, g/2, g$, and $2g$.

of Eq. (7). They are therefore of no interest regarding the coupling with the spin.

In practice, exact resonance must be determined experimentally. In this respect, driving the flux qubit off-resonance reduces the visibility of the coupling oscillations, as can be seen in Fig. 5. So one practical way to find out the resonance is by modifying Ω and searching for high visibility oscillations. It is possible to gradually vary Ω until the slowly oscillating terms reach a population inversion dynamics—practically cross the $P_1 = 1/2$ horizontal line, which uniquely characterizes the resonance condition. Figure 5 shows the time evolution of $P_1(t)$, defined in Sec. II B, for different values of the detuning. It is clearly possible to identify when the resonance condition is matched. Moreover, the amplitude of the oscillations characterizing the coupling are very sensitive to the detuning—typically for values as low as $g/2$ —which guarantees the precision of this protocol.

However, decoherence may significantly damp the oscillations and destroy the expected signal related to the population measurement of state $|1\rangle$. Furthermore, as will be shown later, the dynamics gets to depend on the spin's initial state. In order to characterize the effects of decoherence we studied the behavior of $P_1(t)$ in the presence of decoherence for different values of the system coherence times and detuning (see Fig. 6). We set the initial state of the spin to the ground state $|0\rangle$ and based the numerical analysis on the Lindblad equation derived in Eq. (14). It is clear from Fig. 6 that even when including decoherence, the coupling of the flux qubit with the spin can be identified through the measurement of oscillations in the excitation probability of the flux qubit. The sensitivity to the detuning is sustained, which enables searching for the resonance condition by gradually varying Ω .

One may ask how low the coherence times can be in order to see the slow oscillations due to the coupling with the spin. The coupling should be strong enough with respect to decoherence to allow for the experimental observation of

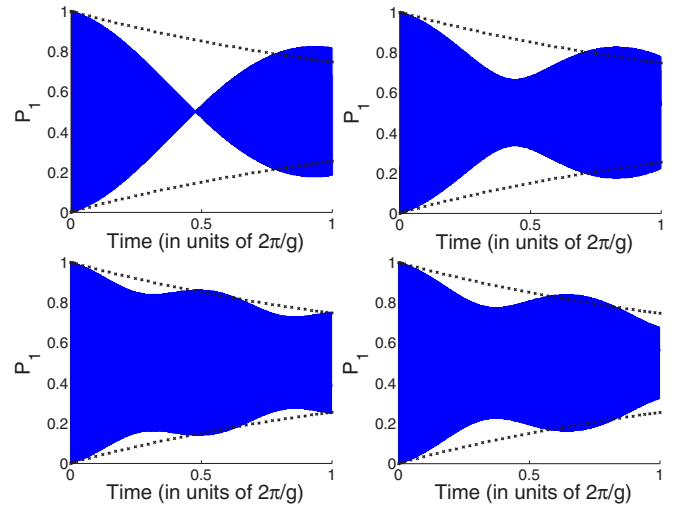


FIG. 6. (Color online) Probability of finding the reduced flux qubit density matrix in the excited state $|1\rangle$ as a function of time (in units of $2\pi/g$). Decoherence is modeled through $T_1 = 20 \mu\text{s}$, $T_v = 15 \mu\text{s}$. Black crosses show the envelope of the fast oscillations in the absence of coupling $g = 0$. From top left, and increasing clockwise, values of the detuning are $\Omega + \delta = 0, g/2, g$, and $2g$.

at least one oscillation. In Fig. 7, we show the oscillations at resonance condition for decreasing values of T_1 , while T_v is set to $15 \mu\text{s}$. The initial state is $|0_s\rangle|1_{fq}\rangle$. Surprisingly enough, the figures reveal that the coupling can be identified for rather low values of T_1 such as $2 \mu\text{s}$, that is, $gT_1 \simeq 0.2$.

An interesting feature of the coupling also appears when dissipation is considered: Depending on the spin initial state, it can either protect the flux qubit from the effects of decoherence or enhance them. This effect is illustrated in Fig. 8 where two different initial states of the spin are considered, leading to different damping behaviors. This is a consequence of the

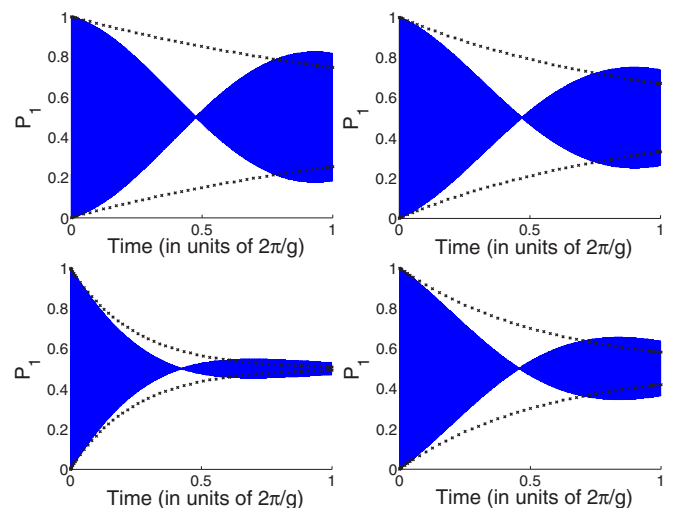


FIG. 7. (Color online) Probability of finding the reduced flux qubit density matrix in the excited state $|1\rangle$ as a function of time (in units of $2\pi/g$). $T_v = 15 \mu\text{s}$ while T_1 is $20, 10, 5$, and $2 \mu\text{s}$ (from top left, decreasing clockwise). Black crosses show the envelope of the fast oscillations in the absence of coupling $g = 0$.

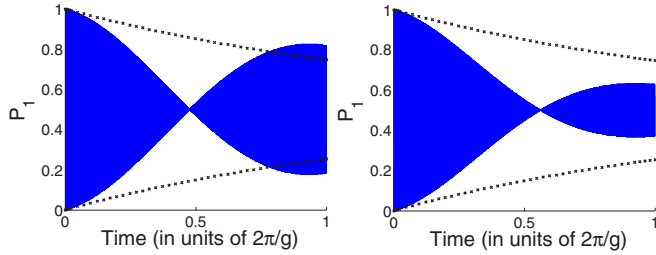


FIG. 8. (Color online) Probability of finding the reduced flux qubit density matrix in the excited state $|1\rangle$ as a function of time (in units of $2\pi/g$). Decoherence is modeled through $T_1 = 20 \mu\text{s}$, $T_v = 15 \mu\text{s}$. Black crosses show the envelope of the fast oscillations in the absence of coupling $g = 0$. (Left) Spin initial state is $|0\rangle$. (Right) Spin initial state is $|1\rangle$.

specific form of the master equation Eq. (14), which exhibits an asymmetry between the dissipation terms corresponding to $\sigma_{+,x}$ and $\sigma_{-,x}$. We could indeed verify that the dependence on the spin's initial state vanishes when artificially imposing $\Gamma_+ = \Gamma_-$.

B. Spin state initialization

A first application of the coupling described in (9), that is also the first of the DiVincenzo [38] criteria to define a qubit, is the spin state initialization.

By setting $\alpha = 0$ in (10), we have that the initial state of the hybrid system is given by

$$|\psi(0)\rangle = (\cos\theta|0\rangle + e^{i\varphi}\sin\theta|1\rangle)|+\rangle. \quad (18)$$

From the time evolution induced by the coupling between the spin and the flux qubit, after $t = \pi/g$, this state will be set to state $|0\rangle$. From this point on, the NV center can either be manipulated and set to an arbitrary state, or can be used as a quantum memory, as developed in the next subsection.

We now analyze the impact of decoherence on the initialization protocol. The results are shown in the left column of Table I. Even though we consider the NV center itself to be perfectly isolated from the environment, the purity is reduced by the interaction with the flux qubit and leads to the preparation of the nonpure state instead of the target one $|0\rangle$. In Table I we call fidelity $\text{Tr}_{\text{flux}}(\langle 0_s | \hat{\rho}(\pi/g) | 0_s \rangle)$, where Tr_{flux} denotes the partial trace over the flux qubit's degree of freedom. In the presence of high decoherence rates, one way to improve the state initialization is by repeating the protocol. After a spin-flux qubit interaction time of $t = \pi/g$, one measures the flux qubit state disregarding the results of the measurement. Mathematically, this measurement projects the flux qubit and destroys entanglement with the spin, which corresponds to

TABLE I. Average fidelities for the initialization protocol. Details on how they were computed can be found in the main text.

Typical times (T_1, T_v) (in μs)	Average fidelity of the protocol	Average fidelity after five iterations
(10, 10)	0.92	0.95
(20, 15)	0.96	0.97

tracing over the measurement eigenbasis. Then one may again prepare the flux qubit in $|+\rangle$. We then let the spin and the flux qubit interact for the same duration. The repetition of the protocol improves the state initialization procedure, until it reaches an asymptotic value independent of the initial spin state—right column of Table I.

The values of the fidelity between the final reduced density matrix of the spin and the projector on its ground state—see Table I—were numerically calculated based on the dynamical evolution Eq. (14). In order to compute those values, we repeated the protocol described in the former paragraph and then averaged the fidelity we obtained over 500 Haar-random initial spin states.

C. Quantum memory and spin state manipulation

We have shown in Sec. III B how to initially prepare the spin in state $|0\rangle$. From this initialized state, we show now how the spin can be used as a quantum memory, encoding in a long lifetime quantum system the state of the flux qubit. We will also see how to adapt this strategy to manipulate the spin's state, realizing arbitrary single-qubit rotations.

We start with the quantum memory protocol. If the initial spin state is $|0\rangle$, we have that $\theta = 0$ in (10) and the flux qubit is prepared in an arbitrary state that should be perfectly transferred to the spin.

$$|\psi(0)\rangle = |0\rangle(\cos\alpha|+\rangle + e^{i\phi}\sin\alpha|-\rangle). \quad (19)$$

Using (11), we see that after a time $t = \pi/g$ with the initial condition (19), the SC quantum state will be completely transferred to the spin state. Thus, the latter can play the role of a quantum memory, since it has a longer coherence time than the flux qubit. Figure 9 shows the fidelity of the final spin state after this protocol with respect to the initial flux qubit state when decoherence is also considered. The computed fidelity does not depend on the phase ϕ , because the decoherence process itself is ϕ independent. The maximum fidelity is obtained for $\alpha = 0$, that is, for an initial state $|0\rangle|+\rangle$ which is an eigenstate of the coupling Hamiltonian of eigenvalue 0. The minimum is for $\alpha = \pi/2$ which implies a complete excitation transfer and is therefore the most likely to be impacted by decoherence.

The strategy above enables the spin state manipulation as well. Suppose that one wants to apply a given rotation to an arbitrary spin state, that can be expressed as in (18). Any rotation can be associated with the following transformation of the basis states of the NV center:

$$\begin{aligned} |0\rangle &= |\tilde{0}\rangle \rightarrow \cos\beta|0\rangle + e^{i\chi}\sin\beta|1\rangle, \\ |1\rangle &= |\tilde{1}\rangle \rightarrow \cos\beta|1\rangle - e^{-i\chi}\sin\beta|0\rangle. \end{aligned} \quad (20)$$

This transformation can be achieved by the following protocol: In a first step, the NV center state is reinitialized, as described in Sec. III B. Thus, the state of the final coupled system composed by the spin and flux qubit is given by

$$|\psi_i\rangle = |0\rangle(\cos\theta|+\rangle + e^{i\varphi}\sin\theta|-\rangle), \quad (21)$$

i.e., the state of the spin is completely transferred to the flux qubit. After state transfer, the coupling between the spin and the flux qubit can be stopped by turning off the intense dressing classical pulse. The flux qubit can then be manipulated by

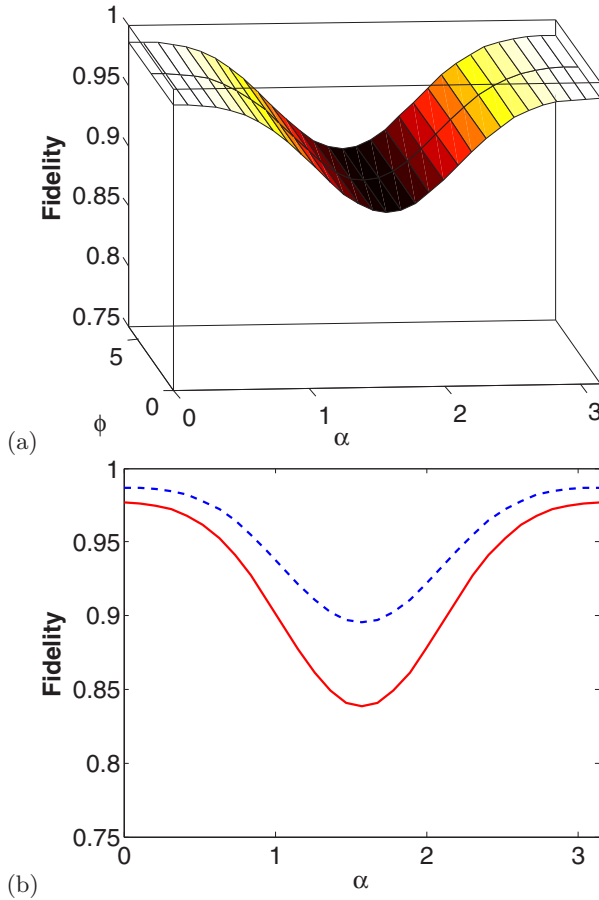


FIG. 9. (Color online) Fidelity of the NV center reduced density matrix after the protocol with the initial flux qubit state (a) as a function of α and ϕ and (b) as a function of α only. (a) Shows that the fidelity of the protocol is actually ϕ independent. Values of decoherence for the two plots in (b) are the same as in Table I.

another classical field as follows:

$$\begin{aligned} |+\rangle &\rightarrow \cos \beta |+\rangle + e^{i\chi} \sin \beta |-\rangle, \\ |-\rangle &\rightarrow \cos \beta |-\rangle - e^{-i\chi} \sin \beta |+\rangle. \end{aligned} \quad (22)$$

Finally, the dressing microwave field can be turned on, coupling again the spin to the flux qubit. After $t = \pi/g$, we obtain the final state:

$$|\psi_r\rangle = \cos \theta |\tilde{0}\rangle + e^{i\varphi} \sin \theta |\tilde{1}\rangle, \quad (23)$$

which corresponds exactly to the realization of an arbitrary rotation to the initial state (18).

D. NV center state tomography

The previously discussed strategies can also be used for realizing the full spin state tomography. Since we have shown

that it is possible to transfer the—unknown—state of the NV center to the flux qubit, one can, after this operation, simply realize the full tomography of the flux qubit.

Suppose now the initial state is such that $\alpha = 0$ and $\phi = 0$, so the flux qubit is in $|+\rangle$. Then for a pulse duration $t = \pi/g$, the state becomes, according to Eq. (11),

$$|\psi(t)\rangle = |0\rangle(\cos \theta |+\rangle + i e^{i\varphi} \sin \theta |-\rangle). \quad (24)$$

The unknown state of the NV center has been transferred to the accessible flux qubit. Full tomography of the latter yields perfect knowledge about the initial state of the NV-center.

We have also studied the fidelity of this protocol in the presence of decoherence, finding that it displays the same behavior as the one of the initialization protocol.

IV. CONCLUSIONS

We have shown that a hybrid system, composed of a directly inaccessible spin and a superconducting flux qubit, can be effectively coupled by driving the flux qubit with an intense classical microwave field even in the limit where both two-level systems have far-off-resonant characteristic frequencies. The coupling is created by the dressing of the flux qubit by the classical field. Such dressing leads to the possibility of tuning the dressed eigenvalues to the frequency difference between the two quantum devices, a process that can be described by an effective Hamiltonian. The possibility of coupling such devices, that present complementary advantages with respect to quantum information processing, leads to a number of applications, discussed in the present paper. We have developed protocols to manipulate the spin state, use it as a quantum memory, and realize its full tomography. In all protocols, a detailed study of the effects of decoherence in the dressed system was included, establishing limits on the expected fidelities according to decoherence rates compatible to the state of the art. Our results serve as a road map to promising experiments using hybrid quantum devices. An interesting perspective is studying how the flux qubit can serve as a data bus, intermediating the coupling between the spin and the quantum field of a resonator, both in the strong and the ultrastrong limits [39,40].

ACKNOWLEDGMENTS

P.B. acknowledges support from the European Community's Seventh Framework Programme (FP7/2007-2013) through European Research Council Grant No. 615767 (CIRQUSS). N.Z. acknowledges support from the Brazilian agency CNPq and the National Institute of Science and Technology for Quantum Information.

- [1] N. Bar-Gill *et al.*, *Nat. Commun.* **4**, 1743 (2013).
- [2] J. T. Muhonen *et al.*, *Nat. Nanotechnol.* **9**, 986 (2014).
- [3] G. Wolfowicz *et al.*, *Nat. Nanotechnol.* **8**, 561 (2013).
- [4] K. Saeedi *et al.*, *Science* **342**, 830 (2013).
- [5] H. Bernien *et al.*, *Nature (London)* **497**, 86 (2013).

- [6] D. D. Awschalom, R. J. Epstein, and R. Hanson, *Sci. Am.* **297**, 84 (2007).
- [7] D. Marcos, M. Wubs, J. M. Taylor, R. Aguado, M. D. Lukin, and A. S. Sørensen, *Phys. Rev. Lett.* **105**, 210501 (2010).
- [8] J. Twamley and S. D. Barrett, *Phys. Rev. B* **81**, 241202 (2010).

- [9] Z.-L. Xiang, S. Ashhab, J. Q. You, and F. Nori, *Rev. Mod. Phys.* **85**, 623 (2013).
- [10] G. Kurizki, P. Bertet, Y. Kubo, K. Mølmer, D. Petrosyan, P. Rabl, and J. Schmiedmayer, *Proc. Natl. Acad. Sci. USA* **112**, 3866 (2015).
- [11] Y. Kubo *et al.*, *Phys. Rev. Lett.* **107**, 220501 (2011).
- [12] X. Zhu *et al.*, *Nature (London)* **478**, 221 (2011).
- [13] J. E. Mooij, T. P. Orlando, L. Levitov, L. Tian, C. H. van der Wal, and S. Lloyd, *Science* **285**, 1036 (1999).
- [14] C. H. van der Wal, A. C. J. ter Haar, F. K. Wilhelm, R. N. Schouten, C. J. P. M. Harmans, T. P. Orlando, S. Lloyd, and J. E. Mooij, *Science* **290**, 773 (2000).
- [15] P. Bertet, I. Chiorescu, G. Burkard, K. Semba, C. J. P. M. Harmans, D. P. DiVincenzo, and J. E. Mooij, *Phys. Rev. Lett.* **95**, 257002 (2005).
- [16] P. Forn-Diaz, J. Lisenfeld, D. Marcos, J. J. Garcia-Ripoll, E. Solano, C. J. P. M. Harmans, and J. E. Mooij, *Phys. Rev. Lett.* **105**, 237001 (2010).
- [17] T. P. Orlando, J. E. Mooij, L. Tian, C. H. van der Wal, L. S. Levitov, S. Lloyd, and J. J. Mazo, *Phys. Rev. B* **60**, 15398 (1999).
- [18] I. Chiorescu, Y. Nakamura, C. M. Harmans, and J. E. Mooij, *Science* **299**, 1869 (2003).
- [19] J. Bylander, S. Gustavsson, F. Yan, F. Yoshihara, K. Harrabi, G. Fitch, D. G. Cory, Y. Nakamura, J.-S. Tsai, and W. D. Oliver, *Nat. Phys.* **7**, 565 (2011).
- [20] F. Yoshihara, K. Harrabi, A. O. Niskanen, Y. Nakamura, and J. S. Tsai, *Phys. Rev. Lett.* **97**, 167001 (2006).
- [21] M. Stern, G. Catelani, Y. Kubo, C. Grezes, A. Bienfait, D. Vion, D. Esteve, and P. Bertet, *Phys. Rev. Lett.* **113**, 123601 (2014).
- [22] J.-L. Orgiazzi, C. Deng, D. Layden, R. Marchildon, F. Kitapli, F. Shen, M. Bal, F. R. Ong, and A. Lupascu, [arXiv:1407.1346](https://arxiv.org/abs/1407.1346).
- [23] J. Q. You, Xuedong Hu, S. Ashhab, and Franco Nori, *Phys. Rev. B* **75**, 140515 (2007).
- [24] M. Steffen, S. Kumar, D. P. DiVincenzo, J. R. Rozen, G. A. Keefe, M. B. Rothwell, and M. B. Ketchen, *Phys. Rev. Lett.* **105**, 100502 (2010).
- [25] A. Kamal and W. Oliver (private communication).
- [26] F. G. Paauw, A. Fedorov, C. J. P. M. Harmans, and J. E. Mooij, *Phys. Rev. Lett.* **102**, 090501 (2009).
- [27] A. Gruber *et al.*, *Science* **276**, 2012 (1997).
- [28] N. B. Manson, J. P. Harrison, and M. J. Sellars, *Phys. Rev. B* **74**, 104303 (2006).
- [29] P. Neumann *et al.*, *New J. Phys.* **11**, 013017 (2009).
- [30] E. Solano, G. S. Agarwal, and H. Walther, *Phys. Rev. Lett.* **90**, 027903 (2003).
- [31] P. Milman and N. Zagury, *Phys. Rev. A* **84**, 053815 (2011).
- [32] C. Rigetti, A. Blais, and M. Devoret, *Phys. Rev. Lett.* **94**, 240502 (2005).
- [33] S. Ashhab, S. Matsuo, N. Hatakenaka, and F. Nori, *Phys. Rev. B* **74**, 184504 (2006).
- [34] S. Ashhab, A. O. Niskanen, K. Harrabi, Y. Nakamura, T. Picot, P. C. de Groot, C. J. P. M. Harmans, J. E. Mooij, and F. Nori, *Phys. Rev. B* **77**, 014510 (2008).
- [35] S. Fischer and H.-P. Breuer, *Phys. Rev. A* **88**, 062103 (2013).
- [36] H. J. Carmichael, *Statistical Methods in Quantum Optics* (Springer, New York, 2002).
- [37] G. Ithier, E. Collin, P. Joyez, P. J. Meeson, D. Vion, D. Esteve, F. Chiarello, A. Shnirman, Y. Makhlin, J. Schrieffer, and G. Schön, *Phys. Rev. B* **72**, 134519 (2005).
- [38] D. P. DiVincenzo, *Fortschr. Phys.* **48**, 771 (2000).
- [39] T. Niemczyk, F. Deppe, H. Huebl, E. P. Menzel, F. Hocke, M. J. Schwarz, J. J. Garcia-Ripoll, D. Zueco, T. Hämmer, E. Solano, A. Marx, and R. Gross, *Nat. Phys.* **6**, 772 (2010).
- [40] P. Nataf and C. Ciuti, *Phys. Rev. Lett.* **104**, 023601 (2010).