



HAL
open science

Mild and selective catalytic oxidation of organic substrates by a carbon nanotube-rhodium nanohybrid

Simon Donck, Edmond Gravel, Alex Li, Praveen Prakash, Nimesh Shah,
Jocelyne Leroy, Haiyan Li, Irishi N. N. Namboothiri, Eric Doris

► **To cite this version:**

Simon Donck, Edmond Gravel, Alex Li, Praveen Prakash, Nimesh Shah, et al.. Mild and selective catalytic oxidation of organic substrates by a carbon nanotube-rhodium nanohybrid. *Catalysis science and Technology*, 2015, 5 (9), pp.4542-4546. 10.1039/c5cy00985e . cea-01355375

HAL Id: cea-01355375

<https://cea.hal.science/cea-01355375>

Submitted on 23 Aug 2016

HAL is a multi-disciplinary open access archive for the deposit and dissemination of scientific research documents, whether they are published or not. The documents may come from teaching and research institutions in France or abroad, or from public or private research centers.

L'archive ouverte pluridisciplinaire **HAL**, est destinée au dépôt et à la diffusion de documents scientifiques de niveau recherche, publiés ou non, émanant des établissements d'enseignement et de recherche français ou étrangers, des laboratoires publics ou privés.



Cite this: *Catal. Sci. Technol.*, 2015, 5, 4542

Received 30th June 2015,
Accepted 14th July 2015

DOI: 10.1039/c5cy00985e

www.rsc.org/catalysis

Mild and selective catalytic oxidation of organic substrates by a carbon nanotube-rhodium nano hybrid†

Simon Donck,^a Edmond Gravel,^a Alex Li,^a Praveen Prakash,^a Nimesh Shah,^b Jocelyne Leroy,^c Haiyan Li,^d Irishi N. N. Namboothiri^{*b} and Eric Doris^{*a}

A heterogeneous catalyst was assembled by stabilization of rhodium nanoparticles on carbon nanotubes. The nano hybrid was used for the catalytic aerobic oxidation of diverse substrates such as hydroquinones, hydroxylamines, silanes, hydrazines and thiols, at room temperature. The system proved very efficient on the investigated substrates and demonstrated high selectivity.

The selective oxidation of organic compounds under mild conditions is of practical importance in synthetic chemistry. In addition to classical stoichiometric processes, catalytic systems have been devised to perform oxidation reactions.¹ Further improvements in terms of sustainability were also achieved by supporting the catalysts, thus allowing their reclaim and reuse.² Among the various catalyst supports, nanostructured carbon allotropes, in particular carbon nanotubes (CNTs), have emerged as highly promising platforms that provide unique advantages such as chemical, thermal, and mechanical stability in liquid media, inertness, high specific surface area, and chemically tunable topography.³ We previously reported supramolecular assemblies of metallic nanoparticles (*e.g.* Au, Pd, Ru) on carbon nanotubes. These assemblies afforded metal-coated CNTs that were subsequently used in the heterogeneous catalysis of various organic transformations.⁴ In the course of our investigations we demonstrated that CNTs acted as synergistic support capable of enhancing the performances of the catalytic metal. With these critical features in mind, we sought to expand the scope of our nano hybrid systems by developing a catalyst that would promote a broad scope of oxidation reactions under mild and sustainable conditions. In the present article, we report the assembly and use of a CNT-supported

rhodium catalyst (Fig. 1) for the selective oxidation of various substrates, including hydroquinones, silanes, hydroxylamines, hydrazines, and thiols.

The CNT-rhodium catalyst was assembled using a layer-by-layer approach according to a procedure adapted from our previous work.^{4a} Briefly, carbon nanotubes were first sonicated in the presence of amphiphilic nitrilotriacetic-diylne (DANTA) surfactants in water, leading to the formation of supramolecular structures with a nanoring shape at the surface of the CNTs. While the hydrophobic portion of DANTA was adsorbed at the surface of the CNTs by van der Waals interactions, its hydrophilic head was oriented outward, at the interface with the aqueous medium. The rings were subsequently polymerized by UV irradiation which reinforced the cohesion of the assembly around the CNT. In a second step, a polycationic polymer (PDADMAC) layer was deposited on

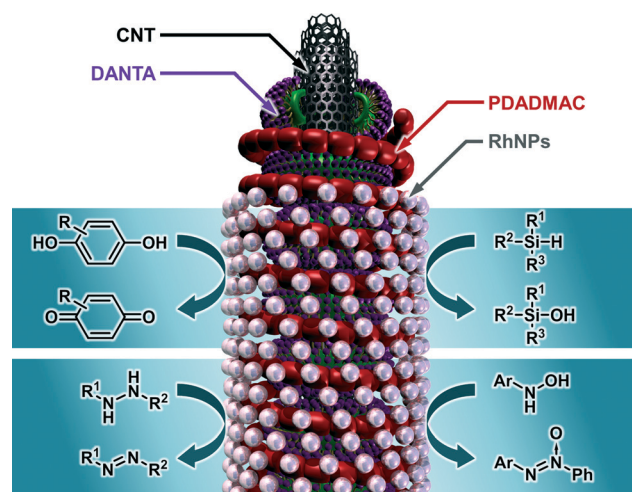


Fig. 1 Overview of the catalytic assembly and several oxidation processes studied in the present work.

^a CEA, IBITECS, Service de Chimie Bioorganique et de Marquage, 91191 Gif-sur-Yvette, France. E-mail: eric.doris@cea.fr

^b Department of Chemistry, Indian Institute of Technology Bombay, Mumbai 400 076, India. E-mail: irishi@chem.iitb.ac.in

^c CEA, IRAMIS, Nanosciences et Innovation pour les Matériaux, la Biomédecine et l'Energie, UMR 3685, 91191 Gif-sur-Yvette, France

^d State Key Laboratory of Physical Chemistry for Solid Surfaces and National Engineering Laboratory for Green Chemical Productions of Alcohols, Ethers, and Esters, Department of Chemistry, College of Chemistry and Chemical Engineering, Xiamen University, Xiamen 361005, China

† Electronic supplementary information (ESI) available: Experimental procedures and spectral data. See DOI: 10.1039/c5cy00985e



the primary coating and rhodium nanoparticles (RhNPs) were added to afford the final nanohybrid (RhCNT). Transmission electron microscopy (TEM) indicated that the RhNPs were of spherical shape, and size evaluation by statistical diameter measurement gave a mean particle diameter of *ca.* 2 nm (Fig. 2). The metal content of the aqueous RhCNT suspension was determined by inductively coupled plasma mass spectrometry (ICP-MS) analysis which gave a Rh concentration of 5 mM.

With the rhodium-based nanohybrid in hands, we first investigated its potential in the aerobic oxidation of hydroquinones. The treatment of the latter compounds with cerium ammonium nitrate or chromium oxidants is a classical route to produce quinones.⁵ Recent developments, exploiting milder conditions, have been reported by Kobayashi *et al.*⁶ using polymer incarcerated noble metal particles, by the group of Bianco using carbon nanotube-supported silver nanoparticles with hydrogen peroxide,⁷ and by our group using gold supported on CNTs in alkaline medium.^{4c}

The rhodium-based catalytic system was set by working with 0.25 mol% of the RhCNT hybrid in a mixture of chloroform and water, under air (open flask), and at room temperature. These base-free conditions constitute an interesting improvement over our recently reported system using AuCNT/K₂CO₃.^{4c} Under these conditions, hydroquinone **1a** was fully converted into *para*-quinone **2a** within 5 h (Table 1, entry 1).

One of the advantages of using heterogeneous catalysis is the possibility to recycle the catalyst, thus reducing the cost and environmental impact of the process. To investigate this key feature, five successive oxidations of **1a** were performed with the same RhCNT sample which was recovered by centrifugation after each cycle and reused in the next reaction. No significant decrease of the catalytic activity was observed throughout the different oxidation cycles as quinone **2a** was produced in nearly constant yields (94–96%, Table S1†).

To explore the scope of the process, several other 1,4-hydroquinones were treated under the above conditions. Among these, electron-rich trimethyl-substituted **1b** as well as 1,4-dihydroxynaphthalene **1c** were readily converted to the corresponding 1,4-quinones (entries 2 and 3) in 99 and 98%

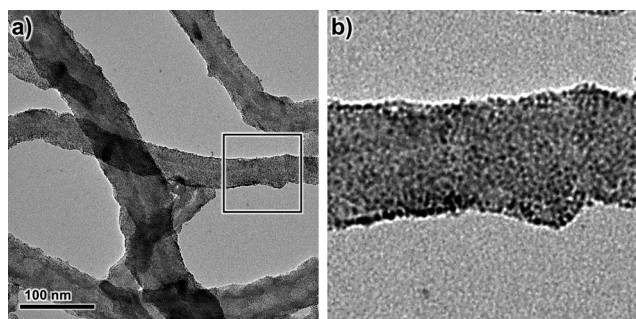


Fig. 2 a) TEM image of the RhCNT hybrid and b) 400% magnification of the boxed area.

Table 1 Scope of the RhCNT-catalyzed oxidation of hydroquinones^a

Entry	Substrate	1	Product	2	Yield ^b
1		1a		2a	96%
2		1b		2b	99%
3		1c		2c	98%
4		1d		2d	60%
5		1e	—	2e	NR ^c
6 ^d		1f		2f	97%

^a Conditions: **1** (0.2 mmol), RhCNT (0.25 mol%, 100 μ L of a 5 mM aqueous suspension), CHCl₃/H₂O 3:1 (1 mL), room temp., open flask (air), 5 h. ^b Isolated yields. ^c No reaction. ^d After 15 h of reaction.

yields, respectively. On the other hand, chlorinated hydroquinone **1d** was only partially converted into the corresponding quinone **2d** after 5 h ‡ (60% yield, entry 4) and electron-deficient acetyl-substituted hydroquinone **1e** could not be oxidized, even upon prolonged exposure to the RhCNT catalyst (entry 5). As an example of the oxidation of 1,2-hydroquinones, the transformation of *tert*-butyl-substituted catechol (**1f**) into the corresponding *ortho*-quinone was efficiently carried out, but required 15 h of reaction to afford a satisfactory yield of product (97% yield, entry 6).

It should be noted that the transformation proceeds with low amounts of RhCNT hybrid at room temperature and requires neither base nor added oxidant species. Thanks to these features, the system stands out as one of the most convenient catalysts described so far for the oxidation of hydroquinones.

We next turned our attention to the aerobic oxidation of silanes. The latter are classically converted to silanols using strong oxidizing agents (*e.g.* osmium tetroxide, permanganate, ozone, peracids, or peroxides)⁸ but catalytic systems combining water and oxygen have been devised in recent years. Amongst the heterogeneous catalysts for silane oxidation,⁹ several noble metal-based systems, such as nanoporous gold,^{9a} carbon-supported palladium nanoparticles,^{9g} and AuCNT^{4a} have been reported but, to the best of our knowledge, rhodium-based systems have not been described so far.

Dimethylphenylsilane (**3a**) was selected as a model substrate but it failed to react under the reaction conditions that were used for the oxidization of hydroquinones. Nevertheless,

‡ Increasing the reaction time led to some degradation products.



replacing the binary solvent mixture (CHCl₃/water) with THF permitted to afford silanol **4a** in 96% yield within 2 h (Table 2, entry 1) upon treatment of **3a** with 0.25 mol% of aqueous RhCNT. It is worth mentioning that no disiloxane by-product was detected by gas chromatography coupled to mass spectrometry (GC-MS).

The recyclability of the catalyst for this process was tested over five consecutive cycles (as described above). The conversion remained as efficient throughout the experiment, with yields of **4a** ranging from 93 to 96% (Table S2[†]), with no need to increase the reaction time.

The scope of the RhCNT-catalyzed oxidation was then investigated on a panel of silanes. To validate the high activity of the system, the oxidation of two admittedly challenging substrates (**3b** and **3c**) was undertaken. The oxidation of deactivated triphenylsilane (**3b**) afforded triphenylsilanol (**4b**) in excellent yield (entry 2) in contrast to previously reported supported catalyst. The complete oxidation of hindered triisopropylsilane (**3c**) into silanol **4c** was also achieved (entry 3) even though it required more time than other substrates. As another example, diphenylsilane (**3d**), which contains two Si-H bonds to be oxidized, was quantitatively transformed to the corresponding diphenylsilanediol **4d** (entry 4). Finally, benzyldimethyl silane **3e** was also selectively converted to its silanol counterpart **4e** (entry 5) despite the formation of trace amounts of condensation by-products (<5% of disiloxane).

We then investigated the RhCNT-mediated oxidation of hydroxylamines through which we expected the formation of the corresponding nitroso derivatives.¹⁰ The nanohybrid-catalyzed oxidation of *tert*-butyl hydroxylamine **5a** in CHCl₃/H₂O afforded the nitroso compound **6a** in nearly quantitative yield (Table 3, entry 1). The reaction of *N*-cyclohexylhydroxylamine **5b** also cleanly produced nitrosocyclohexane **6b** in 93% yield (entry 2). It is to be noted that no isomerization of nitrosocyclohexane **6b** into the corresponding cyclohexanone oxime was detected, despite the fact that tautomerization is classically observed with substrates bearing a C α -proton.

While the reaction of aliphatic substrates satisfactorily provided access to nitroso compounds in high yields, aromatic hydroxylamines behaved differently. For example, in the case of phenylhydroxylamine **5c**, a dimeric product was obtained in the form of an azoxy derivative **6c** (entry 3). The

Table 2 Scope of the RhCNT-catalyzed oxidation of silanes^a

Entry	Substrate	3	Product	4	Yield ^b
1	PhSi(Me) ₂ H	3a	PhSi(Me) ₂ OH	4a	96%
2	Ph ₃ SiH	3b	Ph ₃ SiOH	4b	95%
3 ^c	iPr ₃ SiH	3c	iPr ₃ SiOH	4c	92%
4	Ph ₂ SiH ₂	3d	Ph ₂ Si(OH) ₂	4d	92%
5	BnSi(Me) ₂ H	3e	BnSi(Me) ₂ OH	4e	93%

^a Conditions: **3** (0.2 mmol), RhCNT (0.25 mol%), 100 μ L of a 5 mM aqueous suspension), THF (1 mL), room temperature, open flask (air), 2 h. ^b Isolated yields. ^c After 12 h of reaction.

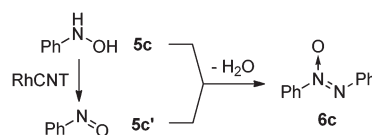
Table 3 Scope of the RhCNT-catalyzed oxidation of hydroxylamines^a

Entry	Substrate	5	Product	6	Yield ^b
1	<i>t</i> Bu-NH-OH	5a	<i>t</i> Bu-N=O	6a	99%
2	Cy-NH-OH	5b	Cy-N=O	6b	93%
3	Ph-NH-OH	5c	Ph-N=O	6c	93%
4	<i>p</i> (CN)C ₆ H ₄ N(H)OH	5d	Ar-N=O	6d^c	95%
5	<i>p</i> (MeO)C ₆ H ₄ N(H)OH	5e	Ar'-N=O	6e^d	89%

^a Conditions: **5** (0.2 mmol), RhCNT (0.25 mol%), 100 μ L of a 5 mM aqueous suspension), CHCl₃/H₂O 3:1 (1 mL), room temperature, open flask (air), 12 h. ^b Isolated yields. ^c Ar = *p*(CN)C₆H₄. ^d Ar' = *p*(MeO)C₆H₄.

mechanism behind the conversion observed in entry 3 may follow an initial path somehow similar to that of aliphatic substrates where the starting phenylhydroxylamine **5c** is slowly oxidized into the corresponding nitroso derivative **5c'** (Scheme 1).¹¹ As **5c'** accumulates, its condensation with unreacted phenylhydroxylamine **5c** affords azoxy derivative **6c** after elimination of water. The same comments hold true for aromatic substrates bearing either electron-withdrawing or electron-donating substituents such as 4-cyanophenylhydroxylamine **5d** (entry 4) and 4-methoxyphenylhydroxylamine **5e** (entry 5) which led to the clean formation of the corresponding azoxy dimers **6d** (95% yield) and **6e** (89% yield), respectively. Recycling of the catalyst using phenylhydroxylamine **5c** as substrate showed no significant decrease in yields of **6c** (Table S3[†]).

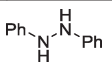
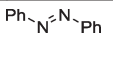
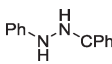
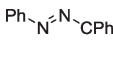
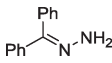
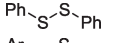
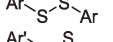
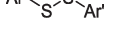
Finally, the aerobic oxidation of hydrazines into their corresponding azo derivatives¹² and that of thiols into disulfides were explored. The reaction of 1,2-diphenylhydrazine **7a** (Table 4, entry 1) cleanly afforded, after 12 h of reaction in CHCl₃/H₂O, 1,2-diphenyldiazene **8a** in 92% yield. Similarly, 1-phenyl-2-tritylhydrazine **7b** reacted smoothly to give 1-phenyl-2-trityldiazene **8b** in 88% yield (entry 2). However, diphenylmethylenhydrazine **7c** did not react under our reaction conditions and remained unaffected (entry 3). On the other hand, thiophenol **7d** was converted into the corresponding disulfide **8d** within 12 h of reaction and in 96% yield (entry 4). Substituted thiophenol derivatives were also readily oxidized regardless of electronic deficiency (**7e**, entry 5) or enrichment (**7f**, entry 6). It is to be noted that the reaction is not operative with aliphatic thiols (*e.g.*



Scheme 1 Postulated mechanism for the formation of azoxy compounds.



Table 4 Scope of the RhCNT-catalyzed oxidation of hydrazines and thiols^a

Entry	Substrate	7	Product	8	Yield ^b
1		7a		8a	92%
2		7b		8b	88%
3		7c	—	—	NR ^c
4	PhSH	7d		8d	96%
5	<i>p</i> (NO ₂)C ₆ H ₄ SH	7e		8e ^d	97%
6	<i>p</i> (<i>t</i> Bu)C ₆ H ₄ SH	7f		8f ^e	98%

^a Conditions: 7 (0.2 mmol), RhCNT (0.25 mol%, 100 μL of a 5 mM aqueous suspension), CHCl₃/H₂O 3:1 (1 mL), room temperature, open flask (air), 12 h. ^b Isolated yields. ^c No reaction. ^d Ar = *p*(NO₂)C₆H₄. ^e Ar' = *p*(*t*Bu)C₆H₄.

1-dodecanethiol). Again, recycling of the RhCNT catalyst (with 1,2-diphenylhydrazine 7a) led to no significant decrease in yields (of 8a) over five successive cycles (Table S4†).

Conclusions

The carbon nanotube-rhodium nanohybrid was found to be an efficient catalytic system to perform mild and selective oxidations of various substrates which include hydroquinones, hydroxylamines, silanes, hydrazines, and thiols. The nanohybrid can be readily recycled and it operates under mild conditions as reactions were conducted at room temperature, with low catalytic loading (0.25 mol%). The system proved very efficient on the investigated substrates and demonstrated high selectivity. The results obtained in the context of this study thus compare favorably to previous reports in terms of scope and overall efficiency.

Acknowledgements

Support from the Indo-French Centre for the Promotion of Advanced Research (IFCPAR)/Centre Franco-Indien pour la Promotion de la Recherche Avancée (CEFIPRA) is gratefully acknowledged (Project no. 4705-1). S.D. thanks the Department of Science and Technology (Government of India) and the Science & Technology Department (French Embassy in India) for the award of a Raman-Charpak fellowship. The TEM-team platform (CEA, iBiTec-S) is acknowledged for help with TEM images. The “Service de Chimie Bioorganique et de Marquage” belongs to the Laboratory of Excellence in Research on Medication and Innovative Therapeutics (ANR-10-LABX-0033-LERMIT).

Notes and references

- See, for example: (a) J. Muzart, *Chem. Rev.*, 1992, **92**, 113; (b) S. E. Allen, R. R. Walvoord, R. Padilla-Salinas and M. C. Kozlowski, *Chem. Rev.*, 2013, **113**, 6234; (c) P. Gamez, P. G.

- Aubel, W. L. Driessen and J. Reedijk, *Chem. Soc. Rev.*, 2001, **30**, 376; (d) V. Sridharan and J. C. Menendez, *Chem. Rev.*, 2010, **110**, 3805.
- (a) Z. Guo, B. Liu, Q. Zhang, W. Deng, Y. Wang and Y. Yang, *Chem. Soc. Rev.*, 2014, **43**, 3480; (b) F. Zaera, *Chem. Soc. Rev.*, 2013, **42**, 2746.
- (a) J. John, E. Gravel, I. N. N. Namboothiri and E. Doris, *Nanotechnol. Rev.*, 2012, **1**, 515; (b) M. Melchionna, S. Marchesan, M. Prato and P. Fornasiero, *Catal. Sci. Technol.*, 2015, **5**, DOI: 10.1039/C5CY00651A.
- AuCNT: (a) J. John, E. Gravel, A. Hagège, H. Li, T. Gacoin and E. Doris, *Angew. Chem., Int. Ed.*, 2011, **50**, 7533; (b) R. Kumar, E. Gravel, A. Hagège, H. Li, D. V. Jawale, D. Verma, I. N. N. Namboothiri and E. Doris, *Nanoscale*, 2013, **5**, 6491; (c) D. V. Jawale, E. Gravel, V. Geertsen, H. Li, N. Shah, I. N. N. Namboothiri and E. Doris, *ChemCatChem*, 2014, **6**, 719; (d) R. Kumar, E. Gravel, A. Hagège, H. Li, D. Verma, I. N. N. Namboothiri and E. Doris, *ChemCatChem*, 2013, **5**, 3571; (e) N. Shah, E. Gravel, D. V. Jawale, E. Doris and I. N. N. Namboothiri, *ChemCatChem*, 2014, **6**, 2201; (f) N. Shah, E. Gravel, D. V. Jawale, E. Doris and I. N. N. Namboothiri, *ChemCatChem*, 2015, **7**, 57; (g) D. V. Jawale, E. Gravel, V. Geertsen, H. Li, N. Shah, R. Kumar, J. John, I. N. N. Namboothiri and E. Doris, *Tetrahedron*, 2014, **70**, 6140; (h) S. Donck, E. Gravel, N. Shah, D. V. Jawale, E. Doris and I. N. N. Namboothiri, *RSC Adv.*, 2015, **5**, 50865; RuCNT; (i) D. V. Jawale, E. Gravel, C. Boudet, N. Shah, V. Geertsen, H. Li, I. N. N. Namboothiri and E. Doris, *Chem. Commun.*, 2015, **51**, 1739, PdCNT; (j) D. V. Jawale, E. Gravel, C. Boudet, N. Shah, V. Geertsen, H. Li, I. N. N. Namboothiri and E. Doris, *Catal. Sci. Technol.*, 2015, **5**, 2388; (k) S. Donck, E. Gravel, N. Shah, D. V. Jawale, E. Doris and I. N. N. Namboothiri, *ChemCatChem*, 2015, DOI: 10.1002/cctc.201500241; RhCNT; (l) D. V. Jawale, E. Gravel, N. Shah, V. Dauvois, H. Li, I. N. N. Namboothiri and E. Doris, *Chem. – Eur. J.*, 2015, **21**, 7039.
- (a) H. Mehdi, A. Bodor, D. Lantos, I. T. Horvath, D. E. De Vos and K. Binnemans, *J. Org. Chem.*, 2007, **72**, 517; (b) J. P. Willis, K. A. Z. Gogins and L. L. Miller, *J. Org. Chem.*, 1981, **46**, 3215.
- (a) H. Miyamura, M. Shiramizu, R. Matsubara and S. Kobayashi, *Angew. Chem., Int. Ed.*, 2008, **47**, 8093; (b) H. Miyamura, M. Shiramizu, R. Matsubara and S. Kobayashi, *Chem. Lett.*, 2008, **37**, 360.
- P. Singh, G. Lamanna, C. Ménard-Moyon, F. M. Toma, E. Magnano, F. Bondino, M. Prato, S. Verma and A. Bianco, *Angew. Chem., Int. Ed.*, 2011, **50**, 9893.
- (a) K. Valliant-Saunders, E. Gunn, G. R. Shelton, D. A. Hrovat, W. T. Borden and J. M. Mayer, *Inorg. Chem.*, 2007, **46**, 5212; (b) P. D. Lickiss and R. Lucas, *J. Organomet. Chem.*, 1995, **521**, 229; (c) L. Spialter and J. D. Austin, *J. Am. Chem. Soc.*, 1965, **87**, 4406; (d) L. H. Sommer, L. A. Ulland and G. A. Parker, *J. Am. Chem. Soc.*, 1972, **94**, 3469; (e) Y. Nagai, K. Honda and T. Migita, *J. Organomet. Chem.*, 1967, **8**, 372; (f) W. Adam, C. M. Mitchell, C. R. Saha-Möllera and O. Weichold, *J. Am. Chem. Soc.*, 1999, **121**, 2097; (g) R.



- Ishimoto, K. Kamata and N. Mizuno, *Angew. Chem., Int. Ed.*, 2009, **48**, 8900.
- 9 (a) N. Asao, Y. Ishikawa, N. Hatakeyama, Menggenbateer, Y. Yamamoto, M. Chen, W. Zhang and A. Inoue, *Angew. Chem., Int. Ed.*, 2010, **49**, 10093; (b) K. Mori, M. Tano, T. Mizugaki, K. Ebitani and K. Kaneda, *New J. Chem.*, 2002, **26**, 1536; (c) T. Mitsudome, S. Arita, H. Mori, T. Mizugaki, K. Jitsukawa and K. Kaneda, *Angew. Chem., Int. Ed.*, 2008, **47**, 7938; (d) T. Mitsudome, A. Noujima, T. Mizugaki, K. Jitsukawa and K. Kaneda, *Chem. Commun.*, 2009, 5302; (e) V. Gitis, R. Beerthuis, N. R. Shiju and G. Rothenberg, *Catal. Sci. Technol.*, 2014, **4**, 2156; (f) T. Liu, F. Yang, Y. Li, L. Ren, L. Zhang, K. Xu, X. Wang, C. Xu and J. Gao, *J. Mater. Chem. A*, 2014, **2**, 245; (g) K.-I. Shimizu, T. Kubo and A. Satsuma, *Chem. – Eur. J.*, 2012, **18**, 2226.
- 10 B. G. Gowenlock and G. B. Richter-Addo, *Chem. Rev.*, 2004, **104**, 3315.
- 11 P. Zuman and B. Shah, *Chem. Rev.*, 1994, **94**, 1621.
- 12 F. Hamon, F. Djedaini-Pilard, F. Barbot and C. Len, *Tetrahedron*, 2009, **65**, 10105.

