



Universal parameterization of initial-state fluctuations and its applications to event-by-event anisotropy

Li Yan, Jean-Yves Ollitrault, Art M. Poskanzer

► To cite this version:

Li Yan, Jean-Yves Ollitrault, Art M. Poskanzer. Universal parameterization of initial-state fluctuations and its applications to event-by-event anisotropy. Nuclear Physics A, 2014, 2014 (09), pp.021. 10.1016/j.nuclphysa.2014.09.021 . cea-01323762

HAL Id: cea-01323762

<https://cea.hal.science/cea-01323762>

Submitted on 31 May 2016

HAL is a multi-disciplinary open access archive for the deposit and dissemination of scientific research documents, whether they are published or not. The documents may come from teaching and research institutions in France or abroad, or from public or private research centers.

L'archive ouverte pluridisciplinaire **HAL**, est destinée au dépôt et à la diffusion de documents scientifiques de niveau recherche, publiés ou non, émanant des établissements d'enseignement et de recherche français ou étrangers, des laboratoires publics ou privés.

Universal parameterization of initial-state fluctuations and its applications to event-by-event anisotropy

Li Yan^a, Jean-Yves Ollitrault^a, Art M. Poskanzer^b

^aCNRS, URA2306, IPhT, Institut de Physique Théorique de Saclay, F-91191 Gif-sur-Yvette, France

^bLawrence Berkeley National Laboratory, Berkeley, California, 94720

Abstract

We propose Elliptic Power and Power parameterizations for the probability distribution of initial state anisotropies in heavy-ion collisions. By assuming a linear eccentricity scaling, the new parameterizations can also be applied to fluctuations of harmonic flow. In particular, we analyze flow multi-particle cumulants and event-by-event distributions, both of which are recently measured at the LHC.

Keywords:

Heavy-ion collisions, fluctuations, anisotropic flow

1. Introduction

It was recently realized that the understanding of fluctuations, in particular fluctuations in the initial state, is an essential ingredient in the analyses of ultra-relativistic heavy-ion collisions [1]. To characterize a fluctuating initial state theoretically, effective models have been proposed by properly introducing fluctuations on top of nucleus-nucleus collisions [2, 3]. However, despite some success of these models, the initial state of heavy-ion collisions still contributes a major fraction of the uncertainty of quantitative predictions [4, 5]. In experiments, initial state fluctuations can be revealed by the study of anisotropic flow v_n . Defined as the Fourier harmonics of the corresponding particle spectrum, v_n reflects the property of bulk medium expansion, and its response to the initial state anisotropy. Taking into account thus the direct mapping between v_n and initial anisotropy, which is commonly formulated as eccentricity ε_n , it is expected that event-by-event (EbyE) distribution of v_n is largely determined by fluctuations of ε_n . Indeed, many non-trivial observations have been made in heavy-ion experiments regarding flow fluctuations, among which the EbyE distribution of v_n in Pb-Pb collisions [6], and cumulants of elliptic flow v_2 from p-Pb collisions [7, 8] will be discussed in this work. In this paper, without detailed modeling of initial state we propose a new parameterization to describe ε_n fluctuations. As will be shown in Section 2, the crucial improvement of our new parameterization is rooted in the fact that $|\varepsilon_n| \leq 1$. The universality of parameterizing fluctuations of ε_n will be addressed also in Section 2. In Section 3 we apply the parameterization to the measured flow cumulants and flow distribution.

2. Elliptic-Power and Power parameterizations

Initial state eccentricity characterizes the spatial anisotropy of a system created in heavy-ion collisions. Ellipticity, for example, which can be defined in a complex form as $\varepsilon_2 e^{i2\Phi_2} = \varepsilon_{2x} + i\varepsilon_{2y} = -\{r^2 e^{i2\phi_r}\}/\{r^2\}$, characterizes the elliptic deformation. In the definition, $\{\dots\} = \int dx dy \dots \epsilon(x, y)$ stands for an average in the transverse plane with respect to energy density $\epsilon(x, y)$, which implies that the modeling of eccentricity relies on an effective description of

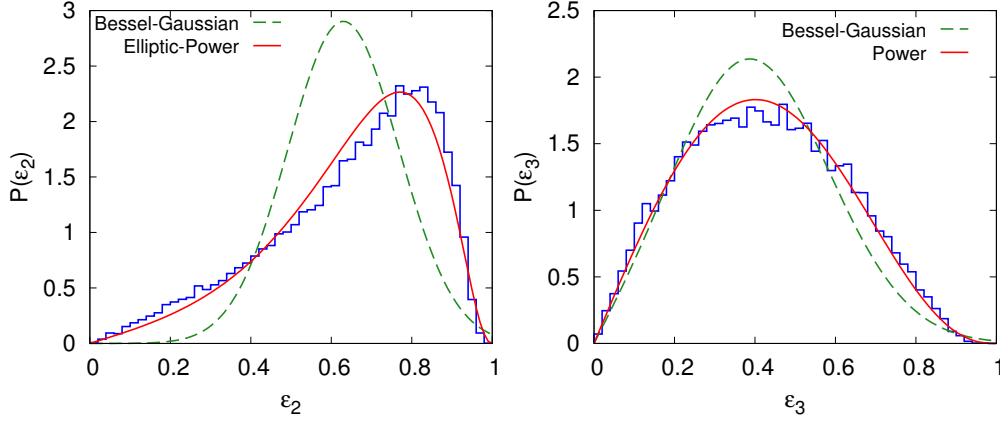


Figure 1. (Color online) Distribution of ε_2 and ε_3 in 75-80% central Pb-Pb collisions. Histograms are obtained by PHOBOS Monte-Carlo Glauber simulations. Fit by Bessel-Gaussian parameterization (green dashed lines) are shown comparing to Elliptic Power (red solid line in the left panel) for ε_2 and Power (red solid line in the right panel) for ε_3 .

energy deposition from nucleon-nucleon collisions. In addition, fluctuations and correlations in the colliding system need to be included as well, so that initial state eccentricity fluctuates on an EbyE basis. Nonetheless, taking into account fluctuations of nucleons as a dominant effect one arrives at the “independent source model”. Nucleon-nucleon correlations are ignored in such a simplified description, but effects of fluctuation can be solved analytically. Following similar procedures taken in the original applications [9] and further assuming, such as Gaussian background *etc.*, for a system configured by N independent point-like sources, the spatial anisotropy is found to fluctuate according to the Elliptic-Power distribution [10],

$$P(\varepsilon_x, \varepsilon_y) = \frac{\alpha}{\pi} (1 - \varepsilon_0^2)^{\alpha + \frac{1}{2}} \frac{(1 - \varepsilon_x^2 - \varepsilon_y^2)^{\alpha-1}}{(1 - \varepsilon_0 \varepsilon_x)^{2\alpha-1}}. \quad (1)$$

Eq. (1) contains two parameters. $\alpha \sim N$ is approximately determined by the magnitude of fluctuations. $\varepsilon_0 \sim \varepsilon_{RP}$ is constrained by the event-averaged eccentricity, where ε_{RP} is the generally defined reaction-plane ellipticity. For the cases when event-averaged energy density is azimuthally symmetric, such as proton-lead collisions carried out recently at the LHC [7, 8], $\varepsilon_0 = 0$. Then Eq. (1) reduces to the Power distribution [11]

$$P(\varepsilon_x, \varepsilon_y) = \frac{\alpha}{\pi} (1 - \varepsilon_x^2 - \varepsilon_y^2)^{\alpha-1}. \quad (2)$$

Integrating out the angular dependence in Eqs. (1) and (2), we obtain 1-dimensional Elliptic-Power and Power parameterizations for EbyE fluctuating eccentricities. Note that the integration of angle in Eq. (1) results in a hypergeometric function which can be done in practice numerically. We have tested both of these new parameterizations by comparing to the eccentricity distributions obtained by Monte-Carlo simulations of Glauber [2] and IP-Glasma [3] models, and reasonably good fits are found universally in all collision centralities [10]. In Fig. 1 we present one of such comparisons for collisions with centrality percentile 75 – 80%. We notice that our new parameterizations respect the fact that ε_n is bounded by unity. This crucial property leads to a significant improvement compared to the Bessel-Gaussian distribution, especially for small systems where the ε_n values are larger.

3. Applications to p-Pb and Pb-Pb systems

Medium response to the initial state of heavy-ion collisions converts spatial anisotropy into anisotropic flow. In particular, for elliptic flow v_2 and triangular flow v_3 , it is known that the response is to a good approximation linear (see for instance [12]), namely, $v_2 e^{i2\Psi_2} = \kappa_2 \varepsilon_2 e^{i2\Phi_2}$ and $v_3 e^{i3\Psi_3} = \kappa_3 \varepsilon_3 e^{i3\Phi_3}$. The linear eccentricity scaling allows us to apply Eqs. (1) and (2) to flow fluctuations, after a rescaling with the flow response coefficients κ_2 or κ_3 .

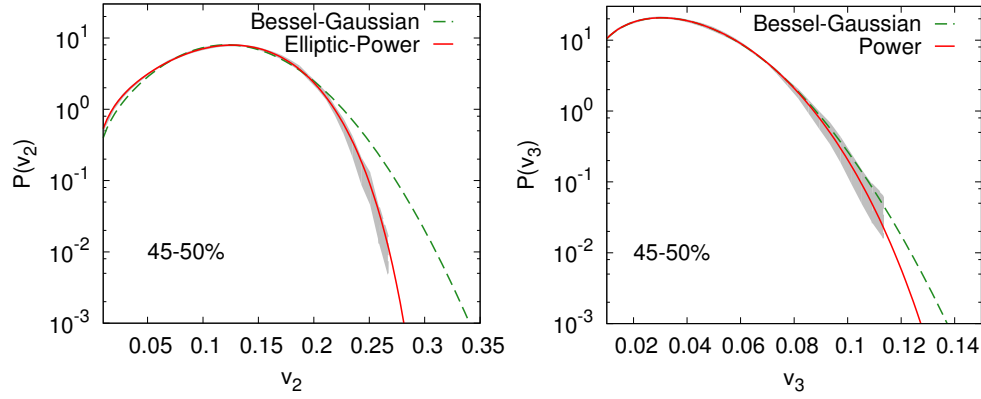


Figure 2. (Color online) Fits of ATLAS [6] flow event distribution (grey band) from 45 – 50% central Pb-Pb collisions, with Elliptic Power and Power distributions (red solid lines). Bessel-Gaussian fits (green dashed lines) are shown for comparison.

One application is the study of multi-particle cumulants of the measured flow. It should be emphasized that flow cumulants have non-trivial dependence on the nature of fluctuations. For example, one may check that for a pure Gaussian fluctuation, higher order flow cumulants vanish by definition. For the Power distribution in Eq. (2), we notice that cumulants of any order can be analytically expressed as a function of α [11]. In addition, it has also been found that higher order cumulants of the Power distribution follow a certain pattern, which results in determined relations among cumulant ratios. Recent measurements by the CMS collaboration [7, 8] confirms that $(v_2\{4\}/v_2\{2\})$ and $(v_2\{6\}/v_2\{4\})$ from proton-lead collisions are quantitatively consistent with Power distribution predictions, which strongly supports the picture of collective expansion in the p-Pb system [11].

Alternatively flow fluctuations can be analyzed by fitting EbyE flow distribution with Elliptic-Power or Power parameterizations. Replacing ε_2 everywhere in Eq. (1) by v_2/κ_2 , one finds a rescaled Elliptic-Power distribution, as a function of α , ε_0 and κ_2 . In a similar manner, for v_3 the substitution $\varepsilon_3 = v_3/\kappa_3$ leads to rescaled Power distribution as a function of α and κ_3 . In Fig. 2, we present fits of ATLAS measured EbyE v_2 and v_3 distribution from 45 – 50% centrality Pb-Pb collisions [6], with Elliptic-Power and Power parameterizations. Comparing to a Bessel-Gaussian, it is clear that both Elliptic-Power and Power distributions achieve better agreement with experiments. Similar fits can be extended to all centrality bins, and as expected, we found that the improvements with Elliptic Power and Power parameterizations are more pronounced as centrality percentile grows. In Fig. 3 the extracted parameters from the fitting procedure are shown as a function of centrality. Shaded area of α_2 , ε_0 and κ_2 are associated with systematic and statistical errors of the measured v_2 , while for α_3 and κ_3 only the effect of statistical errors is considered. We found that systematic errors of v_3 lead to anomalously large uncertainties of α_3 and κ_3 , which makes the results from ATLAS v_3 less meaningful. Nevertheless, we leave α_3 and κ_3 in Fig. 3. It should be noticed that the way of obtaining these parameters, especially flow response coefficients κ_2 and κ_3 , relies very little on the detailed modeling of initial states. The left panel of Fig. 3 shows a decrease of α with respect to centrality percentile, which indicates an increase of initial state fluctuations from central to peripheral collisions. Also, we find that the average geometry is more elliptic towards peripheral collisions, as being depicted by the growth of ε_0 in the middle of Fig. 3. Both of these results are consistent with our naïve understanding. We also plot in Fig. 3 the corresponding predictions by PHOBOS MC-Glauber and IP-Glasma models. Flow response coefficient κ_2 is solely determined by the bulk property of the medium. As shown in the right panel of Fig. 3, κ_2 has a clear trend of decreasing when the system is getting smaller, as anticipated by hydrodynamics. Using a 2+1D viscous hydrodynamics (details of our hydrodynamics modeling can be found, for instance, in [13]), we found that κ_2 is well described as a function of shear viscosity over entropy ratio η/s ,

$$\kappa_2(\eta/s) = C_0 \left[\kappa_2^{\text{ideal}} - \frac{\eta}{s} \delta\kappa_2 \right], \quad (3)$$

where $\delta\kappa_2 = -[\kappa_2^{\text{ideal}} - \kappa_2^{\text{visc}}]/(1/4\pi)$ characterizes the change of response coefficients due to shear viscosity. κ_2^{ideal} and κ_2^{visc} are obtained via hydrodynamics, with η/s specified to be zero and $1/4\pi$ respectively in simulations. Constant

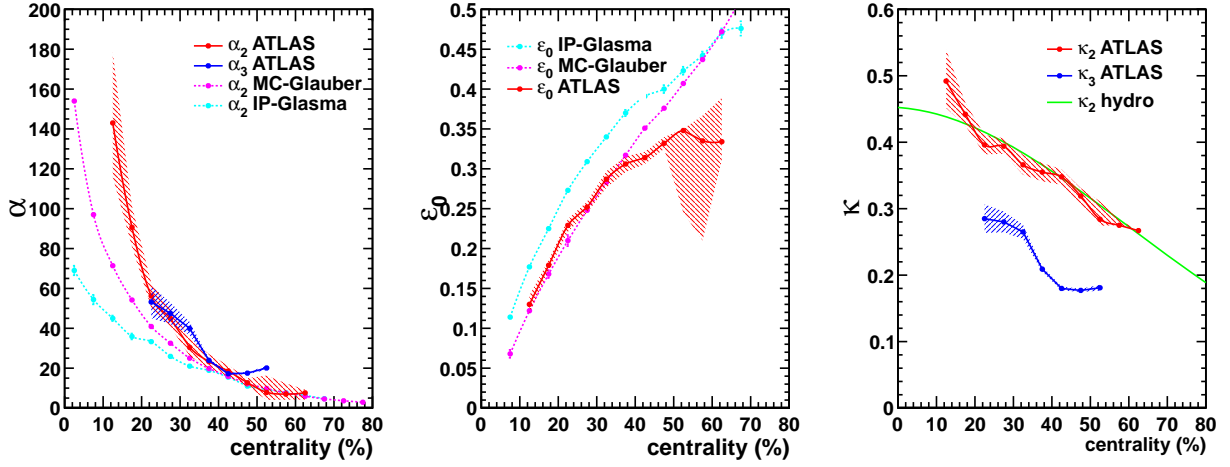


Figure 3. (Color online) Parameters extracted from fit of ATLAS v_2 event distribution. α and ϵ_0 from Glauber and IP-Glasma models are present for comparisons. κ_2 from hydro predictions with $\eta/s \sim 0.18$ is shown as green solid line in the right panel.

$C_0 \sim 1.68$ in Eq. (3) takes into account all the extra effect that is not included in our hydrodynamic calculations. Eq. (3) returns an estimate of $\eta/s \sim 0.18$.

4. Summary and conclusions

We have proposed Elliptic Power and Power parameterizations for the initial eccentricity fluctuations. The validity of parameterizations are examined by fitting to effective models, with satisfactory agreements universally found. We further apply rescaled Elliptic Power and Power parameterizations to the distribution of anisotropic flow v_n , using the linear eccentricity scaling. Fitting to experimental data allows us to extract parameters which are relevant to the information of the initial state, such as α and ϵ_0 . Also, and more importantly, the flow response coefficient κ_2 is obtained quantitatively without any effective modeling of the initial state, which provides a more self-contained way to estimate of the bulk property of the quark-gluon plasma.

Acknowledgments

LY and JYO are funded by the European Research Council under the Advanced Investigator Grant ERC-AD-267258. AMP was supported by the Director, Office of Science, of the U.S. Department of Energy.

References

- [1] Alver B and Roland G 2010 *Phys.Rev.* **C81** 054905 (*Preprint* 1003.0194)
- [2] Alver B, Baker M, Loizides C and Steinberg P 2008 (*Preprint* 0805.4411)
- [3] Schenke B, Tribedy P and Venugopalan R 2014 (*Preprint* 1403.2232)
- [4] Retinskaya E, Luzum M and Ollitrault J Y 2014 *Phys.Rev.* **C89** 014902 (*Preprint* 1311.5339)
- [5] Luzum M and Ollitrault J Y 2013 *Nucl.Phys.* **A904-905** 377c–380c (*Preprint* 1210.6010)
- [6] Aad G et al. (ATLAS Collaboration) 2013 *JHEP* **1311** 183 (*Preprint* 1305.2942)
- [7] Chatrchyan S et al. (CMS Collaboration) 2013 *Phys.Lett.* **B724** 213–240 (*Preprint* 1305.0609)
- [8] Wang Q (CMS Collaboration) 2014 *Talk at Quark Matter 2014*
- [9] Ollitrault J Y 1992 *Phys.Rev.* **D46** 229–245
- [10] Yan L, Ollitrault J Y and Poskanzer A M 2014 (*Preprint* 1405.6595)
- [11] Yan L and Ollitrault J Y 2014 *Phys.Rev.Lett.* **112** 082301 (*Preprint* 1312.6555)
- [12] Niemi H, Denicol G, Holopainen H and Huovinen P 2013 *Phys.Rev.* **C87** 054901 (*Preprint* 1212.1008)
- [13] Teaney D and Yan L 2014 *Phys.Rev.* **C89** 014901 (*Preprint* 1304.3753)