



HAL
open science

Reduction of forest soil respiration in response to nitrogen deposition

I. A. Janssens, W. Dieleman, S. Luysaert, J.-A. Subke, M. Reichstein, R. Ceulemans, Philippe Ciais, A. J. Dolman, J. Grace, G. Matteucci, et al.

► To cite this version:

I. A. Janssens, W. Dieleman, S. Luysaert, J.-A. Subke, M. Reichstein, et al.. Reduction of forest soil respiration in response to nitrogen deposition. *Nature Geoscience*, 2010, 3, pp.315-322. 10.1038/ngeo844 . cea-00853609

HAL Id: cea-00853609

<https://cea.hal.science/cea-00853609>

Submitted on 2 Sep 2022

HAL is a multi-disciplinary open access archive for the deposit and dissemination of scientific research documents, whether they are published or not. The documents may come from teaching and research institutions in France or abroad, or from public or private research centers.

L'archive ouverte pluridisciplinaire **HAL**, est destinée au dépôt et à la diffusion de documents scientifiques de niveau recherche, publiés ou non, émanant des établissements d'enseignement et de recherche français ou étrangers, des laboratoires publics ou privés.



Distributed under a Creative Commons Attribution - NonCommercial 4.0 International License

Reduction of forest soil respiration in response to nitrogen deposition

I.A. Janssens^{1*}, W. Dieleman¹, S. Luyssaert², J.-A. Subke³, M. Reichstein⁴, R. Ceulemans¹, P. Ciais², A.J. Dolman⁵, J. Grace⁶, G. Matteucci⁷, D. Papale⁸, S.L. Piao⁹, E.-D. Schulze⁴, J. Tang¹⁰ and B.E. Law¹¹

¹Department of Biology, University of Antwerp, Universiteitsplein 1, B-2610 Wilrijk, Belgium, ²LSCE CEA-CNRS-UVSQ, Orme des Merisiers, F-91191 Gif-sur-Yvette, France, ³Stockholm Environment Institute, Department of Biology, University of York, York YO10 5DD, UK, ⁴Max Planck Institute for Biogeochemistry, PO Box 100164, D-07701 Jena, Germany, ⁵Department of Earth Sciences, VU University Amsterdam, 1081 HV Amsterdam, The Netherlands, ⁶Institute of Atmospheric and Environmental Science, School of GeoSciences, The University of Edinburgh, Edinburgh EH9 3JN, Scotland, UK, ⁷CNR-ISAFOM, Via Cavour 4-6, I-87036 Rende, Italy, ⁸Department of Forest Environment and Resources, University of Tuscia, I-01100 Viterbo, Italy, ⁹College of Urban and Environmental Sciences and KLESPME, Peking University, Beijing 100871, China, ¹⁰The Ecosystems Center, Marine Biological Laboratory, 7 MBL Street, Woods Hole, Massachusetts 02543, USA, ¹¹College of Forestry, Oregon State University, Corvallis, Oregon 97331-5752 USA. *e-mail: ivan.janssens@ua.ac.be

The use of fossil fuels and fertilizers has increased the amount of biologically reactive nitrogen in the atmosphere over the past century. As a consequence, forests in industrialized regions have experienced greater rates of nitrogen deposition in recent decades. This unintended fertilization has stimulated forest growth, but has also affected soil microbial activity, and thus the recycling of soil carbon and nutrients. A meta-analysis suggests that nitrogen deposition impedes organic matter decomposition, and thus stimulates carbon sequestration, in temperate forest soils where nitrogen is not limiting microbial growth. The concomitant reduction in soil carbon emissions is substantial, and equivalent in magnitude to the amount of carbon taken up by trees owing to nitrogen fertilization. As atmospheric nitrogen levels continue to rise, increased nitrogen deposition could spread to older, more weathered soils, as found in the tropics; however, soil carbon cycling in tropical forests cannot yet be assessed.

Atmospheric deposition of reactive nitrogen, originating mainly from fossil-fuel burning and artificial fertilizer applications¹, has increased three- to fivefold over the past century². In many areas of the globe, nitrogen deposition is expected to increase further^{3,4}, with global deposition rates projected to increase by a factor of 2.5 by the end of the century⁵. Atmospheric deposition of nitrogen has many negative ecological effects in terrestrial and aquatic ecosystems, such as eutrophication and the loss of biodiversity⁶⁻⁸. Excessive nitrogen deposition can also result in soil acidification, loss of base cations and nitrate leaching into ground-water⁹⁻¹¹. However, low levels of atmospheric nitrogen deposition can have one positive effect: the stimulation of plant growth and the associated increase in the uptake of carbon from the atmosphere — which contributes to climate change mitigation¹²⁻¹⁵. In 2007, Magnani and co-workers even revealed nitrogen deposition to be the dominant driver of carbon sequestration in forest ecosystems¹⁶. The publication by Magnani and colleagues generated an intense debate about the magnitude and sustainability of the nitrogen-induced carbon sink and its underlying mechanisms¹⁷⁻¹⁹. Two mechanisms contribute to the enhanced carbon-sink strength in forests under elevated atmospheric nitrogen deposition: increased wood formation^{13,14,20}, and the accumulation of surface litter and soil organic matter (SOM)^{14,21,22}. Accumulation of SOM could result from an increase in soil carbon inputs, but this is not commonly observed in forests exposed to nitrogen deposition¹⁴. In contrast, decreased rates of plant litter and SOM decomposition, owing to enhanced soil nitrogen inputs, have frequently been reported^{23,24}. Using a meta-analysis of measurements in nitrogen-addition experiments (see Supplementary Information S1), and a comparison of study sites exposed to elevated or background

atmospheric nitrogen deposition (see Supplementary Information S2), we show that the negative effect of nitrogen on soil respiration is widespread, albeit not universal, in temperate [Au: OK?] forest ecosystems. Despite the long history of evidence that nitrogen deposition slows decomposition, this effect has not been included in current carbon-cycle models.

Empirical evidence

Low-quality litter. It is well established that leaf litter with higher nitrogen concentrations (or high nitrogen to lignin ratios) decomposes faster than its lower nitrogen counterpart²⁵⁻²⁷, although this difference [Au: what difference?] may revert during later stages of the decomposition process²⁸. However, adding nitrogen to low-nitrogen litter does not accelerate its decomposition. In an early review of more than 60 experiments examining the effect of nitrogen applications on the decomposition of various types of organic matter, Kåre Fog²³ concluded that “when all these papers are considered together, it is evident that no effect, or even a negative effect, of the addition of nitrogen to decomposing organic material is a very widespread phenomenon.”

Literature reviews have indicated distinct decomposition responses to nitrogen additions in litter with low- versus high-lignin contents^{23,29}. In agreement with earlier studies on leaf-litter decomposition, nitrogen addition accelerates decomposition of low-lignin litter. However, in contrast to the response of low-lignin litter, Fog²³ concluded that “in recalcitrant substrates the situation is completely different. Here negative effects of the addition of nitrogen are much more common, especially if the lignin content is high, in direct contrast to the case above. Thus, the higher the lignin content, the smaller the amount of nitrogen tolerated”.

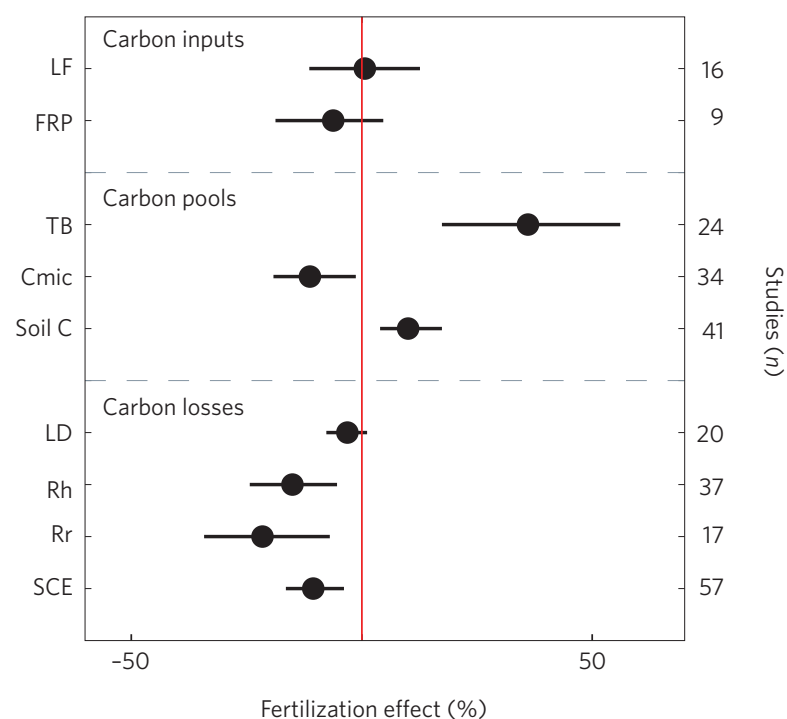


Figure 1 | Effect of experimental nitrogen addition on various forest carbon pools and fluxes as calculated by meta-analysis. Positive values indicate that nitrogen addition had a positive effect, negative values indicate a decrease. Error bars indicate the 95% confidence interval. Data are the weighted means for n data points (right axis). Parameters listed are carbon inputs (left axis): litter fall (LF) and fine-root production (FRP); carbon pools: total tree biomass (TB), microbial biomass (Cmic) and soil carbon content (Soil C); and carbon losses: litter decomposition (LD), heterotrophic respiration (Rh), root respiration (Rr) and soil carbon dioxide efflux (SCE). Exact numbers can be found in Supplementary Table S1.

Almost exactly the same results were obtained in a recent quantitative meta-analysis on the effects of nitrogen additions on litter decomposition²⁹. Moreover, the overall mean response to nitrogen addition tended to be positive in short-term studies, but a significant decrease in decomposition rate (17%) was detected in studies lasting longer than two years. Given that forest litter contains a substantial fraction of low-quality litter (litter with high-lignin and low-nitrogen content that decomposes very slowly), and the clear evidence that low-quality litter is negatively affected by nitrogen additions, it is to be expected that atmospheric nitrogen deposition would typically reduce litter decomposition in forest ecosystems.

Our statistical meta-analysis³⁰, applied to data from 20 nitrogen-manipulation experiments in forests, suggested only a small and statistically insignificant decline in leaf-litter decomposition rate (Fig. 1). However, in agreement with the previous studies, we found that nitrogen additions tend to accelerate decomposition in genera producing easily degradable leaf litter (for example, *Acer*, *Populus*, *Betula*), whereas they clearly reduce decomposition rates in species with more recalcitrant litter (for example, *Pinus*, *Picea*, *Fagus*, *Quercus*; Supplementary Fig. S1). Moreover, all forests produce large quantities of lower-quality litter, such as twigs, branches and seed pods, which may be more strongly affected by added nitrogen; however, there are insufficient data to test this hypothesis.

Reductions in heterotrophic respiration. Respiration in aerobic soils involves the breakdown of organic molecules, with CO_2 as the main end-product. Release of CO_2 is therefore commonly used as a proxy for respiratory activity. Here, we define respiration by organisms obtaining their energy from the decomposition of litter and SOM as heterotrophic respiration. Heterotrophic respiration is thus an integrator of the decomposition of organic matter in all stages of decomposition, and in all soil layers, making its response to nitrogen additions more relevant to soil carbon cycling than

that of leaf-litter decomposition alone. To mitigate variations due to methodological differences^{31,32}, we focus on heterotrophic respiration estimates obtained in laboratory incubations, or using the trenching technique³¹ — both of which physically separate the soil from root inputs.

Our statistical meta-analysis revealed that the average response of heterotrophic respiration to nitrogen addition is much more pronounced than that of leaf-litter decomposition alone. Averaged over 36 nitrogen-manipulation studies in forest ecosystems, heterotrophic respiration declined by 15% when nitrogen was added (Fig. 1). Variation between experiments was high, with responses ranging from a reduction of 57% to a stimulation of 63% (Fig. 2). Forests exposed to elevated atmospheric nitrogen deposition are also observed to have lower heterotrophic respiration than forests receiving background levels of nitrogen deposition (wet deposition $<5.5 \text{ kg N ha}^{-1} \text{ yr}^{-1}$; Fig. 3a). For forests with an annual biomass production of around $600 \text{ g C m}^{-2} \text{ yr}^{-1}$, the reduction amounts to roughly $100 \text{ g C m}^{-2} \text{ yr}^{-1}$ (Fig. 3a). The different slopes of the two regressions in Fig. 3a further suggest that nitrogen deposition has a stronger negative effect at highly productive sites, where nitrogen is unlikely to be the most limiting nutrient, than at less productive sites, where nitrogen immobilization is likely to be higher, and the negative effect on heterotrophic respiration is only marginal. It can be concluded that both the episodic addition of high amounts of fertilizer, and the chronic deposition of small amounts of nitrogen, induce a decline in heterotrophic soil respiration in most, but not all, forest ecosystems.

Reductions in soil carbon dioxide efflux. Soil carbon dioxide efflux (SCE) is an important indicator of below-ground carbon cycling³³. Although heterotrophic respiration constitutes a substantial part of SCE, two important carbon fluxes, related to the presence of roots in soils, differentiate SCE from heterotrophic respiration. First, a major component of SCE is autotrophic in nature (root, mycorrhizal and rhizosphere respiration), coupling temporal variations in SCE to variations in below-ground carbon allocation and, ultimately, photosynthesis^{34–36}. Second, rhizodeposition — the transfer of root-derived carbon compounds to soil — can stimulate microbial activity and thus prime decomposition of SOM^{37–39}. This priming mechanism alters heterotrophic respiration, but could not have contributed to the heterotrophic respiration measurements presented above, which were all made in the absence of live roots.

As with heterotrophic respiration, there is convincing evidence that SCE declines following nitrogen addition, either through fertilization (-10%; Fig. 1) or through atmospheric nitrogen deposition (Fig. 3b). In most studies, this negative effect appears almost instantaneously, and the negative responses persist for years after the addition of nitrogen has ceased^{24,40,41}. Although the average response of SCE in fertilization experiments was clearly negative, SCE was found to be positively affected by nitrogen addition in roughly 25% of the 57 manipulation studies (Fig. 2). A closer look at the experiments where SCE increased following nitrogen fertilization revealed that these were mainly studies where nitrogen addition has the potential to strongly enhance photosynthesis. Specifically, SCE increased in [Au: OK?] very young plantations ($<4 \text{ yr}$), where nitrogen addition may have accelerated canopy development, and in CO_2 -fumigated forest stands, where extra nitrogen helps to sustain the stimulatory effect of CO_2 on photosynthesis (Fig. 2 and Supplementary Fig. S2; refs 42–44). Part of the increased carbon availability was probably allocated below ground, stimulating rhizosphere respiration and microbial activity. We therefore predict that the increase in SCE observed in a subset of studies (Fig. 2) is attributable to enhanced photosynthesis following nitrogen enrichment.

Excluding the very young and CO_2 -fumigated sites, the average decline in SCE amounted to -17% (Supplementary Fig S2), roughly

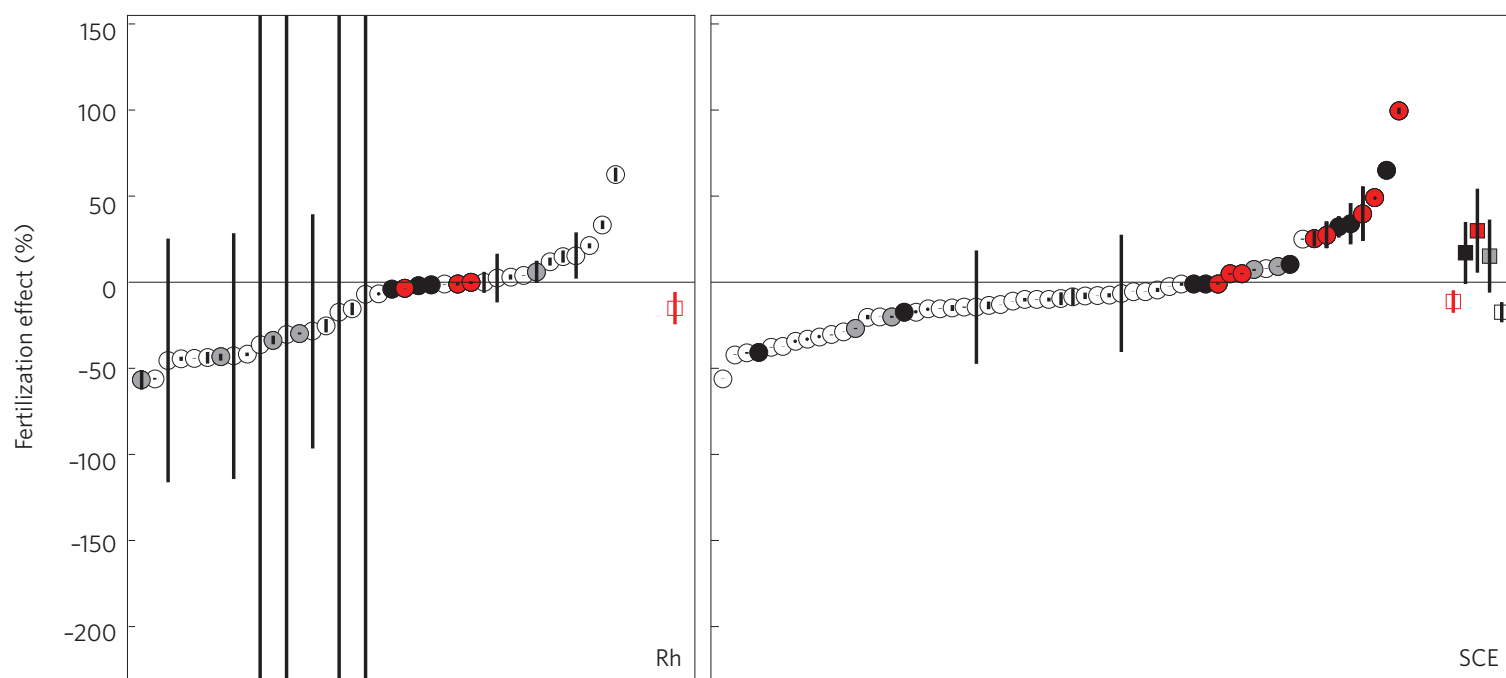


Figure 2 | Relative effect of nitrogen addition on heterotrophic respiration and soil carbon dioxide efflux. The manipulation experiments included in the statistical meta-analysis are indicated by circles, and the overall size of the mean effect is indicated by open red squares. Open black circles are forest stands more than four years old that received no additional CO₂ and their mean is represented by the open black square. Filled grey circles are forest stands more than four years old exposed to elevated atmospheric CO₂ concentrations. Filled black circles are forests of four years old or younger, and filled red circles are forest stands of four years old or younger that also received CO₂ fumigation. Error bars indicate the 95% confidence interval. In these young and/or CO₂ fumigated forests, nitrogen deposition favours SCE (positive response, see the overall means represented by the squares on the right hand side), whereas in forests older than five years, nitrogen deposition has a negative effect on SCE almost consistently. The effect of nitrogen addition on heterotrophic respiration (Rh), in contrast, is more consistently negative and does not differ between very young and/or CO₂ fumigated and older forests. Site information, data and references to all studies included in this analysis are given in Supplementary Information S1. [Au: OK?]

150–200 g C m⁻² yr⁻¹. Sites receiving more than 50 kg N ha⁻¹ yr⁻¹ showed a stronger decline in SCE (-21%) than sites receiving doses of less than 50 kg N ha⁻¹ yr⁻¹, which better mimics the effects of atmospheric nitrogen deposition. Nevertheless, the response of SCE in this latter group remained significantly negative (-10%). Per unit of nitrogen added, the reduction in SCE amounts to 36 g C per g N added. At a small number of sites older than five years, and not enriched with CO₂, SCE responded positively, or not at all, to nitrogen addition. At these few sites, we speculate that nitrogen might be limiting microbial growth and thus heterotrophic respiration (see above).

Soil carbon increases as microbial biomass decreases. The response of plant-litter inputs (leaf-litter fall and fine-root production) to nitrogen addition is variable; both increases and decreases are frequently observed, and on average litter inputs are not affected (Fig. 1). In nitrogen fertilization experiments, the combination of reduced heterotrophic carbon losses and unaltered plant-litter inputs results in substantial soil carbon accumulation (relative increase of 10%; Fig. 1), corresponding to 19 g C per g N added. Thus, on average, about half of the reduction in SCE in the manipulation experiments may be due to carbon accumulating in the soil. This substantial increase in soil carbon should be interpreted with caution, however, because most studies report carbon-pool changes only for the uppermost soil layers. Furthermore, in a comprehensive review of results from ¹⁵N field experiments, long-term low-dose nitrogen fertilization experiments and ecosystem models, de Vries and co-workers⁴⁵ also reported that nitrogen deposition substantially stimulated soil carbon sequestration. Taking all the evidence into account, soil carbon sequestration in European forests in response to nitrogen deposition was estimated to range from 5 to 23 g C per g N (ref. 45), agreeing well with our estimate. Sequestration rates of a similar magnitude were also reported in other, more limited, multi-site analyses^{14,46}. The efficiency of soil carbon storage per unit of nitrogen deposited declines with the amount of nitrogen added or deposited to the forest⁴⁶. This trend is expected, because as nitrogen availability increases, a larger fraction will be lost to groundwater and the atmosphere, and the probability of adverse

effects of nitrogen saturation occurring increases proportionally.

Caution is needed, however, when interpreting spatial correlations between nitrogen deposition and soil carbon sequestration across forests (P. Högberg, personal communication). Within Europe, for example, nitrogen deposition co-varies with natural soil-nutrient availability. Human population centres have developed in the more fertile regions, with a good climate for nitrogen mineralization (not too dry, not too cold), and nitrogen deposition has increased with population. Hence, soil carbon accumulation may be partly attributable to the more favourable, natural nutrient availability in these areas.

In agreement with the declines in heterotrophic respiration and SCE, we observe a statistically significant decline (-11%) in microbial biomass (Fig. 1). A review on the effects of nitrogen deposition on microbial biomass showed that the average decline exceeded 20% in both temperate and boreal forests⁴⁷. When excluding very young forests and elevated CO₂ treatments from our analysis, we observe an average reduction in microbial biomass of 16% (Supplementary Fig. S1), in line with the review by Treseder⁴⁷ and with the response of SCE.

Processes underlying the reduction in soil respiration [Au: OK?]

Empirical evidence thus tells us that various aspects of below-ground carbon cycling are negatively affected by nitrogen addition and that these effects are widespread, but that there are also conditions under which nitrogen addition accelerates decomposition and soil respiration (severe nitrogen limitation, young forests and elevated CO₂ experiments). The following mechanisms have been put forward in the literature to explain these observations (Box 1).

Reductions in below-ground carbon allocation. Nitrogen is the most important macronutrient. With the exception of regions where other nutrients are more limiting, a large increase in nitrogen availability reduces the need for trees to invest carbon in nutrient-absorbing systems. This induces a shift in carbon allocation in favour of above-ground tissue production, at the expense of the root system⁴⁸.

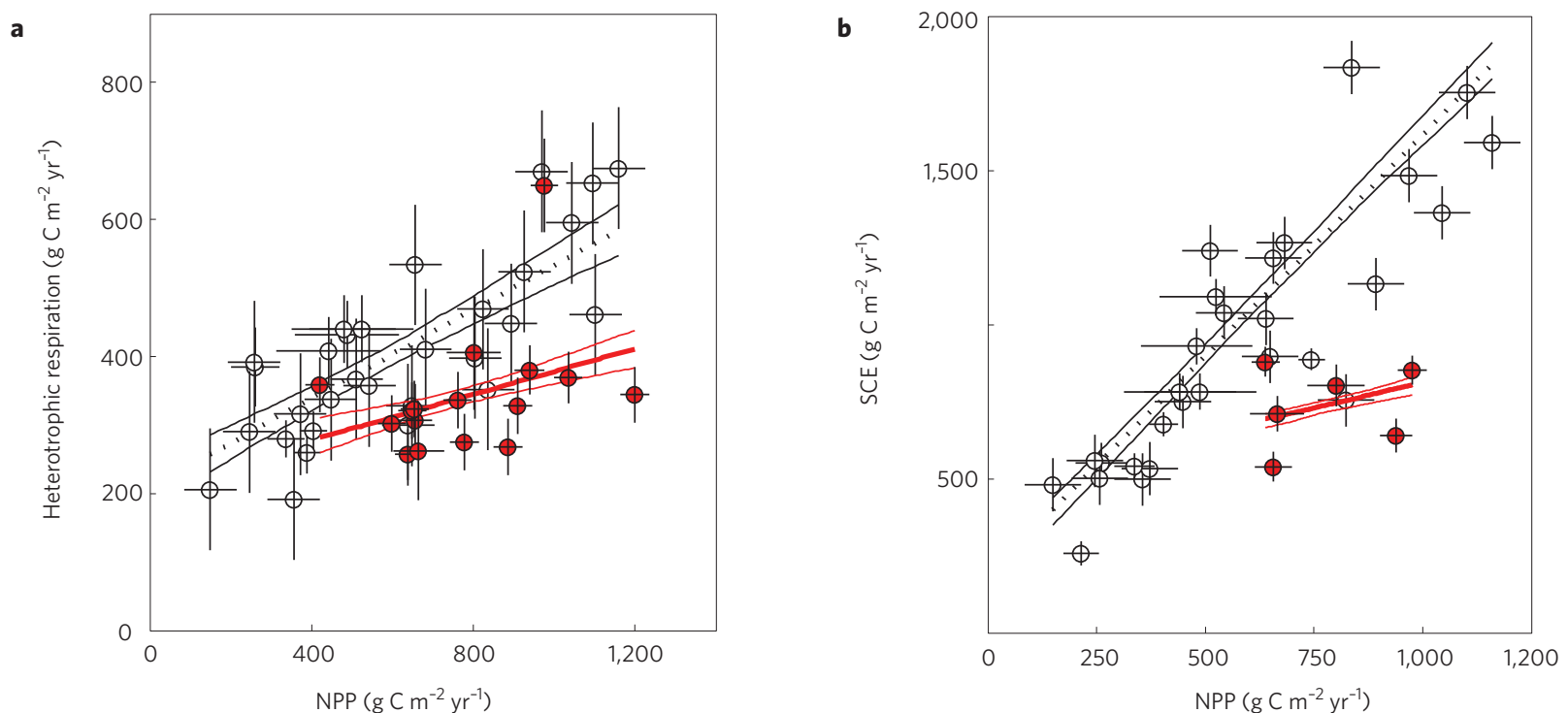


Figure 3 | Observed annual heterotrophic respiration rates and soil carbon dioxide efflux as a function of annual biomass production (NPP) in forests exposed to elevated or background nitrogen deposition. a, Open black circles and dotted black line ($y = 212 + 0.32x$) represent forests with wet nitrogen deposition < 5.5 kg N ha⁻¹ yr⁻¹ (the current average deposition rate in unaffected forests). Filled red circles and solid red line ($y = 217 + 0.16x$) reflect forests with nitrogen deposition > 5.5 kg N ha⁻¹ yr⁻¹ (affected by nitrogen deposition). The thinner lines surrounding the regression lines represent the 67% confidence intervals (one standard deviation). The data support the hypothesis that intercepts are equal ($p = 0.475$), but reject the hypothesis that slopes are equal ($p = 0.965$). b, Open black symbols and dotted black line ($y = 153 + 1.47x$) represent forests with wet nitrogen deposition < 5.5 kg N ha⁻¹ yr⁻¹ (the current average deposition rate in unaffected forests). Filled red circles and solid red line ($y = 483 + 0.32x$) reflect forests with nitrogen deposition > 5.5 kg N ha⁻¹ yr⁻¹ (affected by nitrogen deposition). The thinner lines surrounding the regression lines represent the 67% confidence intervals (one standard deviation).

In absolute values, our data do not show clear differences in fine-root annual biomass production between nitrogen-fertilized and control plots (Fig. 1). However, the nutrient acquisition system is not limited to the root system, and there is abundant evidence that nitrogen enrichment spectacularly affects the activity of the rhizosphere, and of mycorrhizal root symbionts in particular⁴⁹. In a nitrogen-supply gradient study, carbon allocation to fungal symbionts was the process that responded most to nitrogen addition⁵⁰. Drastic declines in the production of fruiting bodies by mycorrhizal fungi⁵¹, the contribution of mycorrhizae to total microbial biomass⁵², mycorrhizal diversity (see Treseder⁴⁷ for a review), mycorrhizal infection rates and survival⁵³, and arbuscular mycorrhizal biomass, hyphal length and storage structures^{54,55} have all been reported in response to nitrogen addition. These results reflect reduced reliance of trees on fungal symbionts under high nitrogen deposition, which underlies the strong reduction in below-ground carbon allocation.

The mere reduction in below-ground carbon allocation has been shown to produce a direct negative effect on rhizosphere respiration and thus SCE⁵⁶. The reduction of carbon inputs into the soil is an important mechanism through which decomposition and soil respiration may be altered (Box 1). Mycorrhizal root symbionts have the capacity to degrade organic matter⁵⁷, and their decline would therefore be expected to directly reduce decomposition. Furthermore, fine roots, and especially mycorrhizal hyphae, exude substantial amounts of soluble organic compounds⁵⁸ — and these compounds serve as a carbon and energy source for saprotrophic organisms — that subsequently decompose organic matter while searching for nutrients⁵⁹. The stimulation of saprotrophic organisms by root and mycorrhizal exudates is known as the priming effect, and is widely accepted to exert a major control over SOM decomposition^{38,60–64}. By supplying less substrate to the decomposers, the nitrogen-induced reduction of below-ground carbon allocation can thus be expected to impede the decomposition of soil organic carbon.

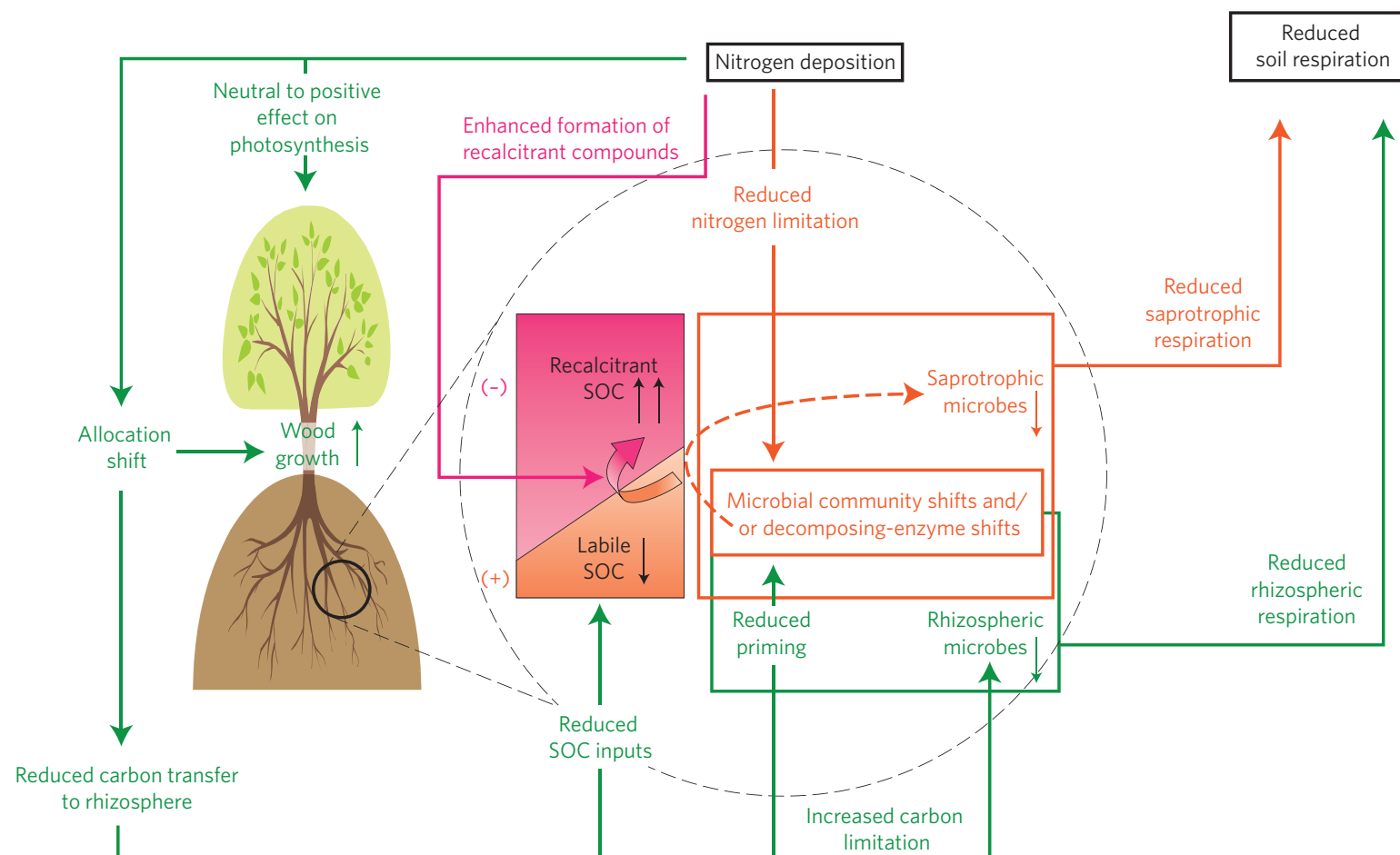
The reduction in below-ground carbon allocation thus contributes to the reduction in SCE (on average, 36 g C per g N; see section on SCE above), but cannot explain the substantial increase in soil carbon (on average, 19 g C per g N; see section on soil carbon increases above). Soil carbon accumulation on this scale can only be explained by mechanisms that directly reduce the activity of saprotrophs.

Shifts in the saprotrophic community. There are several ways in which nitrogen-induced changes in microbial community structure or function could affect the decomposition of SOM. Saprotrophic organisms could switch food source — from nitrogen-containing recalcitrant SOM to energy-rich rhizodeposits (preferential substrate theory^{63,65–67}) — following nitrogen addition. Alternatively, less efficient microbial populations (which assimilate less carbon and emit more carbon dioxide per gram of litter decomposed) that require little nitrogen might be out-competed by populations that are nitrogen limited, but more efficient⁴¹. Indeed, Ågren and co-workers⁴¹ postulated that a shift towards more efficient nitrogen-demanding species could explain the observed reductions in SCE. Their model would also be consistent with observed increases in soil carbon stocks and reduced microbial biomass if the new microbial populations also produced more recalcitrant organic matter.

Numerous other studies have reported microbial community shifts following nitrogen addition. In the early 1960s, Mangenot & Reymond⁶⁸ noted that several species of wood-decomposing basidiomycetes lost their competitive ability following nitrogen additions. And there is ample recent evidence that nitrogen additions to forest soils induce shifts in microbial community composition^{47,69–71}.

Whatever the exact mechanism explaining nitrogen-induced reductions in the decomposition of recalcitrant soil organic carbon and litter, alterations in the activity or expression of enzymes involved

Box 1 | Conceptual scheme depicting the mechanisms that explain the nitrogen-induced response of below-ground carbon cycling and its variation.



The effects of nitrogen deposition on the saprotrophic system may be related to two, mutually non-exclusive, mechanisms: enhanced chemical stabilization of organic matter into recalcitrant compounds, resistant to microbial decay (magenta arrow); and shifts in microbial enzyme synthesis and activity towards preferential decomposition of labile, energy-rich compounds, coupled with reduced decomposition of recalcitrant substrates (orange arrows).

In the presence of roots, nitrogen effects through altered rhizosphere carbon inputs (green arrows) influence rhizosphere respiration, but also carbon cycling through the saprotrophic system. Under increasing nitrogen availability, wood production is typically promoted at the expense of below-ground carbon allocation, reflecting the reduced need for an elaborate nutrient acquisition system. Declining availability of energy-rich compounds, combined with excess nitrogen, affects the functioning of the microbial community, producing a different enzyme spectrum. The reduced carbon available for mineralization results in further reductions in saprotrophic biomass; the associated increase in net nitrogen mineralization thus aggravates the above-mentioned, direct, negative, nitrogen effects on decomposition of recalcitrant SOM.

Although retarded below-ground carbon cycling in response to nitrogen addition is the general rule in forests, there are exceptions. In severely nitrogen-limited forests, such as in the northern boreal zone, microbial biomass may grow following nitrogen addition, resulting in enhanced enzyme production and increased soil respiration. More commonly, however, nitrogen deposition may stimulate canopy photosynthesis. In nitrogen-limited, open forests, as well as in very young, accruing plantations, nitrogen deposition can accelerate canopy closure, and thus enhance light interception and photosynthesis. In nitrogen-limited systems, such as boreal forests or CO₂-enriched trees, leaf-level photosynthesis may also be enhanced by nitrogen addition. This increase in photosynthesis may offset the relative decline in below-ground carbon allocation, such that more labile carbon enters the soil, fuelling not only rhizosphere microbes but also saprotrophic microbes and their decomposition of recalcitrant soil organic carbon (SOC). Hence, although these are negative responses, and nitrogen deposition and addition clearly dominate the literature, positive responses do occur.

The scheme presented in this box is, however, not valid for nitrogen-saturated systems where adverse effects such as acidification, cation leaching and altered vegetative composition may induce very different responses.

in the decomposition process are likely to play a key role. For example, cellulose-decomposing and phosphate-acquiring enzymes were reported to increase [**Au: in abundance or activity?**] following nitrogen fertilization, especially in nitrogen-limited ecosystems⁷²⁻⁷⁴, often accelerating cellulose decomposition^{74,75}. In contrast, lignin-degrading enzymes, such as phenol oxidases and peroxidases, are frequently down-regulated^{23,70,74,76,77} (but see ref. 73). Several white-rot fungi failed to synthesize lignin-degrading enzymes in the presence of low-molecular-weight nitrogen compounds^{24,78,79}, but

this response varies between species^{23,80}. One potential reason for a reduction in the synthesis of lignin-degrading enzymes is that lignolytic fungi are inefficient in their carbon use and grow slowly. They are therefore likely to be out-competed by other microbes when nitrogen is in plentiful supply, resulting in reduced ligninase activity and hence lignin degradation^{41,68,81}. Many easily decomposable substrates are embedded in the lignin matrix in fresh plant litter²³. Thus, by degrading lignin more slowly, decomposition of all compounds within the lignin matrix is reduced⁷⁶.

Shifts in the expression and activity of various enzymes are thus likely to explain the observation that more labile litter types or compounds (such as cellulose) decompose faster following nitrogen addition, especially in the short term^{23,29}. In the long term, the reduced production or activity of specific enzymes involved in the degradation of more recalcitrant compounds such as lignin may be responsible for the negative effect of nitrogen addition.

Although the concepts of altered microbial community structure and enzymatic spectra are appealing, Keeler *et al.*⁷³ were not able to find any relationship between the nitrogen-addition effects on decomposition rates and on the activities of six key enzymes involved in decomposition. Moreover, despite the strong evidence that lignin-degrading enzymes are suppressed by nitrogen addition, this mechanism may only be valid in organic surface layers; in mineral soils neither lignin nor lignin-derivatives accumulate in soils exposed to nitrogen addition (see for example ref. 71). It is thus obvious that the molecular transformations in soils, and the role of exo-enzymes in the degradation of the produced recalcitrant compounds, are far from elucidated.

The role of stabilization mechanisms. A large fraction of SOM is chemically or physically protected from microbial decay⁸². If nitrogen additions were to interact with these stabilization mechanisms, decomposition and heterotrophic respiration could well be affected. One hypothesis, often brought forward to explain reductions in decomposition and heterotrophic respiration, is abiotic stabilization of SOM^{23,24}. There is evidence for direct chemical incorporation of added nitrogen into organic matter, producing heterocyclic forms of nitrogen (indoles and pyroles)⁸³ or phenolic compounds polymerized by nitrogen bridges⁸⁴ — two groups of compounds that are highly resistant to degradation by microbial enzymes. By chemically protecting part of the organic matter available for decomposition, these abiotic reactions could reduce decomposition and enhance carbon sequestration (see also refs 23,24). However, ¹⁵N NMR spectrometry indicates that most of the retained nitrogen is in the amide form, which points towards the dominance of biotically mediated formation of recalcitrant SOM^{85–88}, possibly in response to a nitrogen-induced shift in microbial community composition⁴¹. Although this finding downplays the importance of abiotic reactions that have been postulated to have an important role^{23,24}, it does not rule them out. Also, incorporation of SOM into soil aggregates could help to stabilize SOM. However, aggregate formation correlates positively with rhizodeposition, microbial biomass and microbial activity, all of which decline in response to nitrogen deposition. Hence, aggregate formation is not expected to explain reductions in SOM cycling.

Finally, soil acidification is a stabilization mechanism through which decomposition of plant litter and SOM could be reduced. Given that soil pH is crucial to enzyme functioning²³, acidification could have a detrimental effect on microbial activity, and thus on the decomposition of SOM. Poorly buffered soils where nitrification occurs will tend to have lower pH^{23,89}, especially after chronic nitrogen deposition. Nonetheless, even where soil acidification does not occur, negative effects of nitrogen addition are frequently observed²³. Hence, acidification may aggravate the response, but not explain it completely.

Implications

Both the nitrogen-fertilization experiments and the comparison between forest ecosystems exposed to background versus elevated nitrogen deposition, provide evidence for declines in SCE and heterotrophic respiration of the same order of magnitude as net ecosystem productivity (the actual net CO₂ uptake or release by ecosystems) reported elsewhere^{90–95}. Thus it is not surprising that Magnani and co-workers¹⁶ identified nitrogen deposition as a better determinant of forest net ecosystem productivity than climate

or site productivity. Networks of ecosystem CO₂ flux measurements are commonly used to construct greenhouse-gas balances⁹⁰ or to extract information on the determinants of these fluxes^{16,91–95}. The fact that nitrogen deposition often reduces heterotrophic respiration and SCE by such vast amounts implies that syntheses of CO₂ flux networks have to take nitrogen deposition into account, for example when analysing the effects of climate on carbon cycling.

Eventually, all forests receiving elevated nitrogen deposition for decades or longer will run into nitrogen saturation, a state in which the forest nitrogen cycle is no longer closed⁸⁷. Although the exact effects remain unclear, a decrease in productivity could be anticipated through the loss of base cations and lower phosphorus availability^{9,11,96,97}. Long-term soil carbon responses may therefore differ from the overall response reported here.

So far, nitrogen deposition has been elevated mainly in regions with relatively young nutrient-rich soils, where nitrogen is often limiting plant growth (Eastern US, Europe, China). It remains to be tested whether nitrogen deposition will affect carbon cycling (that is, stimulate wood growth and retard SOM decomposition) similarly in tropical and other regions with older severely weathered soils, where nitrogen may not be the most limiting nutrient⁹⁸. If nitrogen enrichment were to slow down decomposition, then nutrient immobilization in accumulating soil organic carbon could negatively affect tropical forest productivity. Because 70% of global primary productivity is realized in the tropics, a shift in nitrogen deposition towards these regions might alter the global carbon balance in unexpected ways. Current understanding of carbon–nutrient interactions in severely weathered soils, or soils with shortages of other nutrients, remain extremely limited, and nitrogen-addition studies in these areas are too rare to allow statistical meta-analysis.

The evidence for altered below-ground carbon cycling presented here highlights the need to incorporate nitrogen cycling and nitrogen deposition into terrestrial carbon-cycle models; not only potential nitrogen-induced impacts on productivity and interactions with increasing atmospheric CO₂ levels^{99,100}, but, especially, the negative effects on decomposition, below-ground carbon allocation and the coupling of carbon and nitrogen cycling in ecosystems. To do this properly, more work is needed to fully understand the relative importance of the different mechanisms at play (Box 1), the long-term responses to chronic nitrogen deposition, as well as the responses in tropical areas. Given that the size of the nitrogen-induced inhibition of below-ground respiration is of the same order of magnitude as the forest carbon sink, a better understanding of nitrogen deposition effects should be a strong future research priority.

References

- Davidson, E. A. The contribution of manure and fertilizer nitrogen to atmospheric nitrous oxide since 1860. *Nature Geosci.* **2**, 659–662 (2009).
- Denman, K. L. *et al.* in *IPCC Climate Change 2007: The Physical Science Basis* (eds Solomon, S. *et al.*), 499–587 (Cambridge Univ. Press, 2007).
- Galloway, J. N. *et al.* Nitrogen cycles: past, present, and future. *Biogeochemistry* **70**, 153–226 (2004).
- Dentener, F. *et al.* Nitrogen and sulfur deposition on regional and global scales: A multimodel evaluation. *Glob. Biogeochem. Cycles* **20**, GB4003 (2006).
- Lamarque, J. F. *et al.* Assessing future nitrogen deposition and carbon cycle feedback using a multimodel approach: Analysis of nitrogen deposition. *J. Geophys. Res.* **110**, D19303 (2005).
- Aber, J. D., Nadelhoffer, K. J., Steudler, P. & Melillo, J. M. Nitrogen saturation in northern forest ecosystems. *Bioscience* **39**, 378–386 (1989).
- Vitousek, P. M. *et al.* Human alteration of the global nitrogen cycle: Sources and consequences. *Ecol. Appl.* **7**, 737–750 (1997).
- Maskell, L. C., Smart, S. M., Bullock, J. M., Thompson, K. & Stevens, C. J. Nitrogen deposition causes widespread loss of species richness in British habitats. *Glob. Change Biol.* **16**, 671–679 (2010).
- de Vries, W., van der Salm, C., Reinds, G. J. & Erisman, J. W. Element fluxes through European forest ecosystems and their relationships with stand and site characteristics. *Environ. Pollut.* **148**, 501–513 (2007).
- Dise, N. B., Rothwell, J. J., Gauci, V., van der Salm, C., & de Vries, W. Predicting dissolved inorganic nitrogen leaching in European forests using two

- independent databases. *Sci. Total Environ.* **407**, 1798–1808 (2009).
11. Högberg, P., Fan, H. B., Quist, M., Binkley, D. & Tamm, C. O. Tree growth and soil acidification in response to 30 years of experimental nitrogen loading on boreal forest. *Glob. Change Biol.* **12**, 489–499 (2006).
 12. Reay, D. S., Dentener, F., Smith, P., Grace, J. & Feely, R. A. Global nitrogen deposition and carbon sinks. *Nature Geosci.* **1**, 430–437 (2008).
 13. Ciais, P. *et al.* Carbon accumulation in European forests. *Nature Geosci.* **1**, 425–429 (2008).
 14. Pregitzer, K. S., Burton, A. J., Zak, D. R. & Talhelm, A. F. Simulated chronic nitrogen deposition increases carbon storage in northern temperate forests. *Glob. Change Biol.* **14**, 142–153 (2008).
 15. Thomas, R. Q., Canham, C. D., Weathers, K. C. & Goodale, C. L. Increased tree carbon storage in response to nitrogen deposition in the US. *Nature Geosci.* **3**, 13–17 (2010).
 16. Magnani, F. *et al.* The human footprint in the carbon cycle of temperate and boreal forests. *Nature* **447**, 848–850 (2007).
 17. de Vries, W. *et al.* Ecologically implausible carbon response? *Nature* **451**, E1–E3 (2008).
 18. Sutton, M. A. *et al.* Uncertainties in the relationship between atmospheric nitrogen deposition and forest carbon sequestration. *Glob. Change Biol.* **14**, 2057–2063 (2008).
 19. Janssens, I. A. & Luysaert, S. Nitrogen's carbon bonus. *Nature Geosci.* **2**, 318–319 (2009).
 20. Elvir, J. A., Wiersma, G. B., White, A. S. & Fernandez, I. J. Effects of chronic ammonium sulfate treatment on basal area increment in red spruce and sugar maple at the Bear Brook watershed in Maine. *Can. J. Forest Res.* **33**, 862–869 (2003).
 21. Olsson, P., Linder, S., Giesler, R. & Högberg, P. Fertilization of boreal forest reduces both autotrophic and heterotrophic soil respiration. *Glob. Change Biol.* **11**, 1745–1753 (2005).
 22. Hyvönen, R. *et al.* The likely impact of elevated [CO₂], nitrogen deposition, increased temperature and management on carbon sequestration in temperate and boreal forest ecosystems: a literature review. *New Phytol.* **173**, 463–480 (2007).
 23. Fog, K. The effect of added nitrogen on the rate of decomposition of organic-matter. *Biol. Rev.* **63**, 433–462 (1988).
 24. Berg, B. & Matzner, E. Effect of N deposition on decomposition of plant litter and soil organic matter in forest systems. *Environ. Rev.* **5**, 1–25 (1997).
 25. Melillo, J. M., Aber, J. D. & Muratore, J. F. Nitrogen and lignin control of hardwood leaf litter decomposition dynamics. *Ecology* **63**, 621–626 (1982).
 26. Aber, J. D. & Melillo, J. M. Litter decomposition — measuring relative contributions of organic-matter and nitrogen to forest soils. *Can. J. Bot.* **58**, 416–421 (1980).
 27. Swift, M. J., Heal, O. W. & Anderson, J. M. (eds) *Decomposition in Terrestrial Ecosystems* (Blackwell Scientific, 1979).
 28. McLaugherty, C. & Berg, B. Cellulose, lignin and nitrogen concentrations as rate regulating factors in late stages of forest litter decomposition. *Pedobiologia* **30**, 101–112 (1987).
 29. Knorr, M., Frey, S. D. & Curtis, P. S. Nitrogen additions and litter decomposition: A meta-analysis. *Ecology* **86**, 3252–3257 (2005).
 30. Rosenberg, M. S., Adams, D. C. & Gurevitch, J. *Metawin: Statistical Software for Meta-Analysis* (Sinauer Associates Inc., 2000).
 31. Hanson, P. J., Edwards, N. T., Garten, C. T. & Andrews, J. A. Separating root and soil microbial contributions to soil respiration: A review of methods and observations. *Biogeochemistry* **48**, 115–146 (2000).
 32. Subke, J. A., Inglima, I. & Cotrufo, M. F. Trends and methodological impacts in soil CO₂ efflux partitioning: A metaanalytical review. *Glob. Change Biol.* **12**, 921–943 (2006).
 33. Kutsch, W., Bahn, M. & Heinemeyer, A. (eds) *Soil Carbon Dynamics: An Integrated Methodology* (Cambridge Univ. Press, 2009).
 34. Ekblad, A. & Högberg, P. Natural abundance of C-13 in CO₂ respired from forest soils reveals speed of link between tree photosynthesis and root respiration. *Oecologia* **127**, 305–308 (2001).
 35. Sampson, D. A., Janssens, I. A., Yuste, J. C. & Ceulemans, R. Basal rates of soil respiration are correlated with photosynthesis in a mixed temperate forest. *Glob. Change Biol.* **13**, 2008–2017 (2007).
 36. Högberg, P. *et al.* Large-scale forest girdling shows that current photosynthesis drives soil respiration. *Nature* **411**, 789–792 (2001).
 37. Fontaine, S. *et al.* Stability of organic carbon in deep soil layers controlled by fresh carbon supply. *Nature* **450**, 277–280 (2007).
 38. Cheng, W. & Johnson, D. W. Elevated CO₂, rhizosphere processes, and soil organic matter decomposition. *Plant Soil* **202**, 167–174 (1998).
 39. Kuzyakov, Y. Review: Factors affecting rhizosphere priming effects. *J. Plant Nutr. Soil Sci.* **165**, 382–396 (2002).
 40. Martikainen, P. J., Aarnio, T., Taavitsainen, V. M., Paivinen, L. & Salonen, K. Mineralization of carbon and nitrogen in soil samples taken from 3 fertilized pine stands — long-term effects. *Plant Soil* **114**, 99–106 (1989).
 41. Ågren, G. I., Bosatta, E. & Magill, A. H. Combining theory and experiment to understand effects of inorganic nitrogen on litter decomposition. *Oecologia* **128**, 94–98 (2001).
 42. Oren, R. *et al.* Soil fertility limits carbon sequestration by forest ecosystems in a CO₂-enriched atmosphere. *Nature* **411**, 469–472 (2001).
 43. Butnor, J. R., Johnsen, K. H., Oren, R. & Katul, G. G. Reduction of forest floor respiration by fertilization on both carbon dioxide-enriched and reference 17-year-old loblolly pine stands. *Glob. Change Biol.* **9**, 849–861 (2003).
 44. Ceulemans, R. & Mousseau, M. Tansley review no-71 — Effects of elevated atmospheric CO₂ on woody-plants. *New Phytol.* **127**, 425–446 (1994).
 45. de Vries, W. *et al.* The impact of nitrogen deposition on carbon sequestration by European forests and heathlands. *Forest Ecol. Manag.* **258**, 1814–1823 (2009).
 46. Hyvönen, R. *et al.* Impact of long-term nitrogen addition on carbon stocks in trees and soils in northern Europe. *Biogeochemistry* **89**, 121–137 (2008).
 47. Treseder, K. K. Nitrogen additions and microbial biomass: a meta-analysis of ecosystem studies. *Ecol. Lett.* **11**, 1111–1120 (2008).
 48. Litton, C. M., Raich, J. W. & Ryan, M. G. Carbon allocation in forest ecosystems. *Glob. Change Biol.* **13**, 2089–2109 (2007).
 49. Treseder, K. K. A meta-analysis of mycorrhizal responses to nitrogen, phosphorus, and atmospheric CO₂ in field studies. *New Phytol.* **164**, 347–355 (2004).
 50. Högberg, M. N., Baath, E., Nordgren, A., Arnebrant, K. & Högberg, P. Contrasting effects of nitrogen availability on plant carbon supply to mycorrhizal fungi and saprotrophs — a hypothesis based on field observations in boreal forest. *New Phytol.* **160**, 225–238 (2003).
 51. Rühling, A. & Tyler, G. Effects of simulated nitrogen deposition to the forest floor on the macrofungal flora of a beech forest. *Ambio* **20**, 261–263 (1991).
 52. Tietema, A. Microbial carbon and nitrogen dynamics in coniferous forest floor material collected along a European nitrogen deposition gradient. *Forest Ecol. Manag.* **101**, 29–36 (1998).
 53. Egerton-Warburton, L. M. & Allen, E. B. Shifts in arbuscular mycorrhizal communities along an anthropogenic nitrogen deposition gradient. *Ecol. Appl.* **10**, 484–496 (2000).
 54. Johnson, N. C. Can fertilization of soil select less mutualistic mycorrhizae. *Ecol. Appl.* **3**, 749–757 (1993).
 55. van Diepen, L. T. A., Lilleskov, E. A., Pregitzer, K. S. & Miller, R. M. Decline of arbuscular mycorrhizal fungi in northern hardwood forests exposed to chronic nitrogen additions. *New Phytol.* **176**, 175–183 (2007).
 56. Phillips, R. P. & Fahey, T. J. Fertilization effects on fineroot biomass, rhizosphere microbes and respiratory fluxes in hardwood forest soils. *New Phytol.* **176**, 655–664 (2007).
 57. Gadgil, R. L. & Gadgil, P. D. Mycorrhiza and litter decomposition. *Nature* **233**, 133 (1971).
 58. Högberg, M. N. & Högberg, P. Extramatrical ectomycorrhizal mycelium contributes one-third of microbial biomass and produces, together with associated roots, half the dissolved organic carbon in a forest soil. *New Phytol.* **154**, 791–795 (2002).
 59. van Groenigen, K. J. *et al.* Element interactions limit soil carbon storage. *Proc. Natl Acad. Sci. USA* **103**, 6571–6574 (2006).
 60. Hoosbeek, M. R. *et al.* More new carbon in the mineral soil of a poplar plantation under free air carbon enrichment (POPFACE): Cause of increased priming effect? *Glob. Biogeochem. Cycles* **18**, GB1040 (2004).
 61. Wu, J., Brookes, P. C. & Jenkinson, D. S. Formation and destruction of microbial biomass during the decomposition of glucose and ryegrass in soil. *Soil Biol. Biochem.* **25**, 1435–1441 (1993).
 62. Kuzyakov, Y., Friedel, J. K. & Stahr, K. Review of mechanisms and quantification of priming effects. *Soil Biol. Biochem.* **32**, 1485–1498 (2000).
 63. Fontaine, S., Bardoux, G., Abbadie, L. & Mariotti, A. Carbon input to soil may decrease soil carbon content. *Ecol. Lett.* **7**, 314–320 (2004).
 64. Subke, J. A. *et al.* Feedback interactions between needle litter decomposition and rhizosphere activity. *Oecologia* **139**, 551–559 (2004).
 65. Merckx, R., Dijkstra, A., Denhartog, A. & Vanveen, J. A. Production of root-derived material and associated microbial-growth in soil at different nutrient levels. *Biol. Fert. Soils* **5**, 126–132 (1987).
 66. Lekkerkerk, L., Lundkvist, H., Ågren, G. I., Ekbohm, G. & Bosatta, E. Decomposition of heterogeneous substrates — an experimental investigation of a hypothesis on substrate and microbial properties. *Soil Biol. Biochem.* **22**, 161–167 (1990).
 67. Liljeroth, E., Vanveen, J. A. & Miller, H. J. Assimilate translocation to the rhizosphere of two wheat lines and subsequent utilization by rhizosphere microorganisms at two soil-nitrogen concentrations. *Soil Biol. Biochem.* **22**, 1015–1021 (1990).
 68. Mangenot, F. & Reymond, G. Populations microbiennes des bois. V. Influences de quelques sources de carbone et d'azote sur la décomposition d'une sciure. *Rev. Gen. Bot.* **70**, 107–129 (1963).
 69. Compton, J. E., Watrud, L. S., Porteous, L. A. & DeGroot, S. Response of soil microbial biomass and community composition to chronic nitrogen additions at Harvard forest. *Forest Ecol. Manag.* **196**, 143–158 (2004).

70. Frey, S. D., Knorr, M., Parrent, J. L. & Simpson, R. T. Chronic nitrogen enrichment affects the structure and function of the soil microbial community in temperate hardwood and pine forests. *Forest Ecol. Manag.* **196**, 159–171 (2004).
71. Feng, X. J., Simpson, A. J., Wilson, K. P., Williams, D. D. & Simpson, M. J. Increased cuticular carbon sequestration and lignin oxidation in response to soil warming. *Nature Geosci.* **1**, 836–839 (2008).
72. Sinsabaugh, R. L., Gallo, M. E., Lauber, C., Waldrop, M. P. & Zak, D. R. Extracellular enzyme activities and soil organic matter dynamics for northern hardwood forests receiving simulated nitrogen deposition. *Biogeochemistry* **75**, 201–215 (2005).
73. Keeler, B. L., Hobbie, S. E. & Kellogg, L. E. Effects of long-term nitrogen addition on microbial enzyme activity in eight forested and grassland sites: Implications for litter and soil organic matter decomposition. *Ecosystems* **12**, 1–15 (2009).
74. Carreiro, M. M., Sinsabaugh, R. L., Repert, D. A. & Parkhurst, D. F. Microbial enzyme shifts explain litter decay responses to simulated nitrogen deposition. *Ecology* **81**, 2359–2365 (2000).
75. Sjöberg, G., Nilsson, S. I., Persson, T. & Karlsson, P. Degradation of hemicellulose, cellulose and lignin in decomposing spruce needle litter in relation to N. *Soil Biol. Biochem.* **36**, 1761–1768 (2004).
76. DeForest, J. L., Zak, D. R., Pregitzer, K. S. & Burton, A. J. Atmospheric nitrate deposition and the microbial degradation of cellobiose and vanillin in a northern hardwood forest. *Soil Biol. Biochem.* **36**, 965–971 (2004).
77. Saiya-Cork, K. R., Sinsabaugh, R. L. & Zak, D. R. The effects of long term nitrogen deposition on extracellular enzyme activity in an *Acer saccharum* forest soil. *Soil Biol. Biochem.* **34**, 1309–1315 (2002).
78. Keyser, P., Kirk, T. K. & Zeikus, J. G. Ligninolytic enzyme-system of phanerochaete-chrysosporium — synthesized in absence of lignin in response to nitrogen starvation. *J. Bacteriol.* **135**, 790–797 (1978).
79. Tien, M. & Myer, S. B. Selection and characterization of mutants of phanerochaete-chrysosporium exhibiting ligninolytic activity under nutrient-rich conditions. *Appl. Environ. Microbiol.* **56**, 2540–2544 (1990).
80. Waldrop, M. P. & Zak, D. R. Response of oxidative enzyme activities to nitrogen deposition affects soil concentrations of dissolved organic carbon. *Ecosystems* **9**, 921–933 (2006).
81. DeForest, J. L., Zak, D. R., Pregitzer, K. S. & Burton, A. J. Atmospheric nitrate deposition, microbial community composition, and enzyme activity in northern hardwood forests. *Soil Sci. Soc. Am. J.* **68**, 132–138 (2004).
82. Oades, J. M. Soil organic-matter and structural stability — mechanisms and implications for management. *Plant Soil* **76**, 319–337 (1984).
83. Thorn, K. A. & Mikita, M. A. Ammonia fixation by humic substances — a N-15 and C-13 NMR-study. *Sci. Total Environ.* **113**, 67–87 (1992).
84. Nömmik, H. & Vahtras, K. Retention and fixation of ammonium and ammonia in soils. *Agronomy Monographs* **22**, 123–171 (1982).
85. Burdon, J. Are the traditional concepts of the structures of humic substances realistic? *Soil Sci.* **166**, 752–769 (2001).
86. Clinton, P. W., Newman, R. H. & Allen, R. B. Immobilization of N-15 in forest litter studied by N-15 CPMAS NMR spectroscopy. *Eur. J. Soil Sci.* **46**, 551–556 (1995).
87. Aber, J. *et al.* Nitrogen saturation in temperate forest ecosystems — Hypotheses revisited. *Bioscience* **48**, 921–934 (1998).
88. Sutton, R. & Sposito, G. Molecular structure in soil humic substances: The new view. *Environ. Sci. Technol.* **39**, 9009–9015 (2005).
89. Bowden, R. D., Davidson, E., Savage, K., Arabia, C. & Steudler, P. Chronic nitrogen additions reduce total soil respiration and microbial respiration in temperate forest soils at the Harvard Forest. *Forest Ecol. Manag.* **196**, 43–56 (2004).
90. Schulze, E. D. *et al.* Importance of methane and nitrous oxide for Europe's terrestrial greenhouse-gas balance. *Nature Geosci.* **2**, 842–850 (2009).
91. Janssens, I. A. *et al.* Productivity overshadows temperature in determining soil and ecosystem respiration across European forests. *Glob. Change Biol.* **7**, 269–278 (2001).
92. Ciais, P. *et al.* Europe-wide reduction in primary productivity caused by the heat and drought in 2003. *Nature* **437**, 529–533 (2005).
93. Luyssaert, S. *et al.* CO₂ balance of boreal, temperate, and tropical forests derived from a global database. *Glob. Change Biol.* **13**, 2509–2537 (2007).
94. Reichstein, M. *et al.* Reduction of ecosystem productivity and respiration during the European summer 2003 climate anomaly: a joint flux tower, remote sensing and modelling analysis. *Glob. Change Biol.* **13**, 634–651 (2007).
95. Piao, S. L. *et al.* Net carbon dioxide losses of northern ecosystems in response to autumn warming. *Nature* **451**, 49–52 (2008).
96. Schulze, E. D., Oren, R. & Lange, O. L. in *Processes Leading to Forest Decline* Vol. 77 (eds Schulze, E. D., Lange, O. L. & Oren, R.) 460–468 (Springer, 1989).
97. Braun, S., Thomas, V. F. D., Quiring, R. & Fluckiger, W. *Environ. Pollut.* doi:10.1016/j.envpol.2009.11.030 (in the press).
98. Matson, P. A., McDowell, W. H., Townsend, A. R. & Vitousek, P. M. The globalization of N deposition: ecosystem consequences in tropical environments. *Biogeochemistry* **46**, 67–83 (1999).
99. Bonan, G. Carbon cycle: Fertilizing change. *Nature Geosci.* **1**, 645–646 (2008).
100. Zaehle, S., Friedlingstein, P. & Friend, A. D. Terrestrial nitrogen feedbacks may accelerate future climate change. *Geophys. Res. Lett.* **37**, L01401 (2010).

Acknowledgements

This paper is dedicated to the memory of L. Misson, good friend and esteemed scientist. The authors acknowledge J. Gash for language editing. I.A.J. and R.C. acknowledge support from the UA-Research Centre of Excellence ECO Methusalem funding, the EC-FP7 project GHG Europe, and the Flemish National Science Foundation (FWO-Flanders). S.L. is funded by the ERC starting grant 242564. B.E.L. acknowledges the Office of Science (BER) US Department of Energy (award DE-FG02-04ER63911) for support of Ameriflux synthesis. J.A.S. acknowledges support from the UK Natural Environment Research Council (grant NE/E004512/1).

Author contributions

I.A.J., W.D. and S.L. conceived the manuscript. S.L., W.D., J.A.S. and B.E.L. provided the data. W.D. and S.L. performed the analyses. All authors collaborated in the writing.