



HAL
open science

Remarks on the tight-binding model of graphene

Cristina Bena, Gilles Montambaux

► **To cite this version:**

Cristina Bena, Gilles Montambaux. Remarks on the tight-binding model of graphene. *New Journal of Physics*, 2009, 11, pp.095003. 10.1088/1367-2630/11/9/095003 . cea-00442938

HAL Id: cea-00442938

<https://cea.hal.science/cea-00442938v1>

Submitted on 24 Dec 2009

HAL is a multi-disciplinary open access archive for the deposit and dissemination of scientific research documents, whether they are published or not. The documents may come from teaching and research institutions in France or abroad, or from public or private research centers.

L'archive ouverte pluridisciplinaire **HAL**, est destinée au dépôt et à la diffusion de documents scientifiques de niveau recherche, publiés ou non, émanant des établissements d'enseignement et de recherche français ou étrangers, des laboratoires publics ou privés.

Remarks on the tight-binding model of graphene

This article has been downloaded from IOPscience. Please scroll down to see the full text article.

2009 New J. Phys. 11 095003

(<http://iopscience.iop.org/1367-2630/11/9/095003>)

[The Table of Contents](#) and [more related content](#) is available

Download details:

IP Address: 132.166.160.145

The article was downloaded on 18/12/2009 at 13:52

Please note that [terms and conditions apply](#).

Remarks on the tight-binding model of graphene

Cristina Bena^{1,2,3} and Gilles Montambaux¹

¹ Laboratoire de Physique des Solides, Université Paris-Sud, 91405 Orsay Cedex, France

² Institute de Physique Théorique, CEA/Saclay, Orme des Merisiers, 91190 Gif-sur-Yvette Cedex, France

E-mail: bena@lps.u-psud.fr

New Journal of Physics **11** (2009) 095003 (15pp)

Received 18 February 2009

Published 30 September 2009

Online at <http://www.njp.org/>

doi:10.1088/1367-2630/11/9/095003

Abstract. We address a simple but fundamental issue arising in the study of graphene, as well as of other systems that have a crystalline structure with more than one atom per unit cell. For these systems, the choice of the tight-binding basis is not unique. For monolayer graphene two bases are widely used in the literature. While the *expectation values* of operators describing physical quantities should be independent of basis, the *form* of the operators may depend on the basis, especially in the presence of disorder or of an applied magnetic field. Using an inappropriate form of certain operators may lead to erroneous physical predictions. We discuss the two bases used to describe monolayer graphene, as well as the form of the most commonly used operators in the two bases. We repeat our analysis for the case of bilayer graphene.

³ Author to whom any correspondence should be addressed.

Contents

1. Introduction	2
2. Lattice considerations	3
2.1. The tight-binding Hamiltonian	4
2.2. Low-energy expansions	7
3. The second quantization	8
4. The density and density of states operators	9
5. Impurity potential	10
6. Bilayer graphene	11
7. Conclusions	13
Acknowledgments	14
Appendix	14
References	15

1. Introduction

A peculiar characteristic of graphene is the presence of two atoms per unit cell. While such systems can be treated with very high accuracy numerically⁴, in order to extract the most general analytical information, the solid-state theory for such systems necessitates the introduction of multi-dimensional tight-binding bases, the choice of which is not unique. The expectation values of physically measurable quantities are of course independent of basis; however, in practice this is oftentimes not straightforward to see. In particular, if the expectation values of certain operators are to be independent of basis, their form must be basis dependent.

There appears to exist quite a lot of confusion in the literature about the form of various operators in the two tight-binding bases most commonly used to describe graphene. The operators that are most commonly misidentified are the k -space Hamiltonian, the density, the density of states and the single-impurity potential. Some of these operators are used to describe the effects of impurity scattering in graphene [1]–[6]. Using the correct form of these operators is essential for correctly computing the density of states in the presence of impurities, which is measured in STM experiments [7]–[9]. The errors that can arise from the dual basis description of the problem are most often related to writing one operator (i.e. the Hamiltonian) in one basis and another operator (i.e. the density) in the other basis, yielding the wrong expression for the expectation value of a physical observable such as the density of states.

Our purpose is to clarify the subtleties associated with the correct form of these operators. We carefully present the two bases, and write down the tight-binding Hamiltonian and its low energy expansion in first-quantized language. We also describe the corresponding second-quantized formalism, and show that the choice of basis is equivalent to choosing the manner of taking the Fourier transform (FT) of the second-quantized operators. This allows us to write down the form of various operators in the two languages.

For monolayer graphene, one can choose a basis [10] in which only one point per unit cell is used as the origin for the Bloch wavefunctions. This basis consists of two p_z orbital

⁴ See e.g. a few numerical approaches using ‘tight-binding-like’ Hamiltonians: <http://www.wien2k.at>, <http://www.fkf.mpg.de/andersen/>, <http://www.crystal.unito.it> and <http://www.icmab.es/siesta>.

wavefunctions centered on the two carbon atoms of the unit cell; these wavefunctions have *the same* phase factor, determined by the position of the ‘origin’ of the unit cell. Alternatively, one can use a second basis, in which the positions of the two atoms in the unit cell are used as ‘centers’ for Bloch’s theorem; hence the second basis also consists of two p_z orbital wavefunctions centered at the two carbon atoms, but their phase factors (determined by the position of the corresponding atom) are *different* [11, 12].

Bilayer graphene, on the other hand, has four atoms per unit cell. Consequently, there are at least two choices of tight-binding basis. We present the canonical form, which is widely used in the literature [13, 14], and in which all four p_z orbital wavefunctions have different phases (given by the positions of the four atoms in the unit cell). We also discuss an alternative basis, in which the four wavefunctions have the same phase factor.

In section 2, we present the two tight-binding bases and the tight-binding Hamiltonian for monolayer graphene and its low-energy expansion using a first-quantized formalism and Bloch’s theorem. In section 3, we present the second-quantized formalism. In sections 4 and 5, we present the density operator and the impurity potential, respectively. In section 6, we discuss the case of bilayer graphene and we conclude in section 7.

2. Lattice considerations

Given the honeycomb hexagonal lattice of graphene with two atoms per unit cell, one can use Bloch’s theorem to write down the eigenstates of the lattice Hamiltonian. In the tight-binding approximation, one searches for eigenfunctions of the Hamiltonian as linear combinations $\Psi^k(\vec{r})$ of atomic wavefunctions. A common representation of this combination is

$$\begin{aligned}\Psi_I^k(\vec{r}) &= c_I^A(\vec{k})\Psi_I^{Ak}(\vec{r}) + c_I^B(\vec{k})\Psi_I^{Bk}(\vec{r}) \\ &= \frac{1}{\sqrt{N}} \sum_j e^{i\vec{k}\cdot\vec{R}_j} [c_I^A(\vec{k})\phi(\vec{r} - \vec{R}_j^A) + c_I^B(\vec{k})\phi(\vec{r} - \vec{R}_j^B)],\end{aligned}\quad (1)$$

where N is the number of elementary cells, and the functions $\phi(\vec{r})$ are the wavefunctions of the p_z orbitals of the carbon atoms. As described below, the coefficients $c_I^{A/B}$ are chosen such that $\Psi_k(\vec{r})$ is an eigenstate of the tight-binding Hamiltonian. The vectors $\vec{R}_j = n\vec{a}_1 + m\vec{a}_2$ with $j = (n, m)$ specify the position of one graphene unit cell, with $\vec{a}_1 = a\sqrt{3}\hat{x}/2 + 3a\hat{y}/2$, and $\vec{a}_2 = -a\sqrt{3}\hat{x}/2 + 3a\hat{y}/2$, where a is the distance between two nearest neighbors. Also, $\vec{R}_j^{A/B}$ are the positions of the A and B atoms, respectively.

For simplicity we took the positions of the unit cells to be given by the positions of the A atoms,

$$\vec{R}_j^A = \vec{R}_j. \quad (2)$$

In our choice of the coordinate system, the B atoms are located at $\vec{R}_j^B = \vec{R}_j + \vec{\delta}_3$, where the vector $\vec{\delta}_3 \equiv \vec{\delta}_{AB}$ is one of the three vectors connecting an atom A with its three nearest neighbors: $\vec{\delta}_1 = a\sqrt{3}\hat{x}/2 + a\hat{y}/2$, $\vec{\delta}_2 = -a\sqrt{3}\hat{x}/2 + a\hat{y}/2$ and $\vec{\delta}_3 = -a\hat{y}$, as depicted in figure 1. Note that the choice of the origin, as well as of the axes of the coordinate system, is arbitrary, but once the choice has been made it has to be used consistently in later analysis.

In this representation of the tight-binding Hamiltonian eigenstates, one first constructs a combination of the atomic wavefunctions within the unit cell and then attaches a phase factor

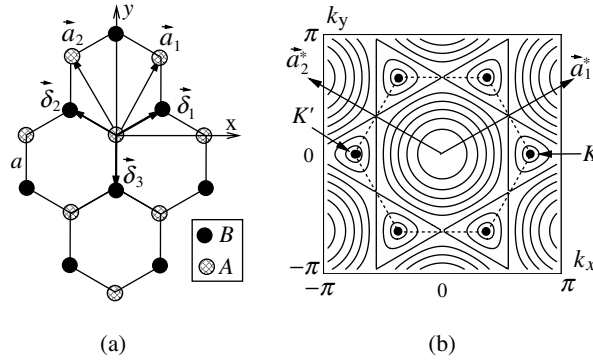


Figure 1. Hexagonal honeycomb lattice of graphene (a) and its band structure (b). In (b) the equal energy contours are drawn, and the Brillouin zone (BZ) is indicated by dashed lines. The Dirac points K and K' are marked by arrows, and the reciprocal lattice vectors $\vec{a}_{1,2}^*$ are also drawn.

to each cell to construct a Bloch function. This is the ‘textbook procedure’ (see for example Ashcroft and Mermin [10], equation (10.26)).

In the second representation, one writes the Hamiltonian eigenstates as linear combinations of two Bloch functions corresponding respectively to the A and B atoms, but with a different phase factor attached to each of atoms A and B .

$$\begin{aligned} \Psi_{II}^k(\vec{r}) &= c_{II}^A(\vec{k})\Psi_{II}^{Ak}(\vec{r}) + c_{II}^B(\vec{k})\Psi_{II}^{Bk}(\vec{r}) \\ &= \frac{1}{\sqrt{N}} \sum_j [e^{i\vec{k}\cdot\vec{R}_j^A} c_{II}^A(\vec{k})\phi(\vec{r} - \vec{R}_j^A) + e^{i\vec{k}\cdot\vec{R}_j^B} c_{II}^B(\vec{k})\phi(\vec{r} - \vec{R}_j^B)]. \end{aligned} \quad (3)$$

This second representation is used, for example, in the paper by Wallace on the band structure of graphite [11], and in many recent papers on graphene [12].

Note that in each representation we have chosen a tight-binding basis $\{\Psi_v^{Ak}(\vec{r}), \Psi_v^{Bk}(\vec{r})\}$ where $v = I/II$, and $\Psi_I^{A/Bk}(\vec{r}) = \frac{1}{\sqrt{N}} \sum_j e^{i\vec{k}\cdot\vec{R}_j} \phi(\vec{r} - \vec{R}_j^{A/B})$, while $\Psi_{II}^{A/Bk}(\vec{r}) = \frac{1}{\sqrt{N}} \sum_j e^{i\vec{k}\cdot\vec{R}_j^{A/B}} \phi(\vec{r} - \vec{R}_j^{A/B})$. We can see that the two bases differ by relative phase factors between their components. The eigenstates of the tight-binding Hamiltonian are linear combinations of each basis wavefunctions. We will show that, while the coefficients of the linear combinations are basis-dependent, the eigenfunctions of the tight-binding Hamiltonian are the same in both bases. Also, the expectation value of any physical quantity is independent of the basis chosen.

2.1. The tight-binding Hamiltonian

The tight-binding Hamiltonian used to describe graphene allows for hopping between nearest neighbors (j, A) and (i, B), so that electrons on an atom of the type A/B can hop on the three nearest B/A atoms, respectively. Thus we can write

$$\mathcal{H} = -t \sum_{(ij)} (|\phi_j^A\rangle \langle \phi_i^B| + \text{h.c.}), \quad (4)$$

where $|\phi_j^{A/B}\rangle$ is the standard notation for wavefunctions $\langle \phi_j^{A/B} | \vec{r} \rangle = \phi(\vec{r} - \vec{R}_j^{A/B})$. The eigenequations for the coefficients $c^A(\vec{k})$ and $c^B(\vec{k})$ in equations (1) and (3) are straightforwardly

obtained by evaluating $\langle \phi_j^{A/B} | \mathcal{H} | \Psi_\nu^k \rangle$ using equation (1), where $\nu = I/II$ and $\langle \Psi_\nu^k | \vec{r} \rangle = \Psi_\nu^k(\vec{r})$. Thus we obtain

$$\begin{aligned} \epsilon(\vec{k}) c_I^A(\vec{k}) &= -t \left(e^{-i\vec{k}\cdot\vec{a}_1} + e^{-i\vec{k}\cdot\vec{a}_2} + 1 \right) c_I^B(\vec{k}), \\ \epsilon(\vec{k}) c_I^B(\vec{k}) &= -t \left(e^{i\vec{k}\cdot\vec{a}_1} + e^{i\vec{k}\cdot\vec{a}_2} + 1 \right) c_I^A(\vec{k}) \end{aligned} \quad (5)$$

in the first basis or

$$\begin{aligned} \epsilon(\vec{k}) c_{II}^A(\vec{k}) &= -t \left(e^{-i\vec{k}\cdot\vec{\delta}_1} + e^{-i\vec{k}\cdot\vec{\delta}_2} + e^{-i\vec{k}\cdot\vec{\delta}_3} \right) c_{II}^B(\vec{k}), \\ \epsilon(\vec{k}) c_{II}^B(\vec{k}) &= -t \left(e^{i\vec{k}\cdot\vec{\delta}_1} + e^{i\vec{k}\cdot\vec{\delta}_2} + e^{i\vec{k}\cdot\vec{\delta}_3} \right) c_{II}^A(\vec{k}) \end{aligned} \quad (6)$$

in the second basis. Defining

$$f_I(\vec{k}) = -t \left(e^{-i\vec{k}\cdot\vec{a}_1} + e^{-i\vec{k}\cdot\vec{a}_2} + 1 \right), \quad (7)$$

$$f_{II}(\vec{k}) = -t \left(e^{-i\vec{k}\cdot\vec{\delta}_1} + e^{-i\vec{k}\cdot\vec{\delta}_2} + e^{-i\vec{k}\cdot\vec{\delta}_3} \right), \quad (8)$$

the Hamiltonian density is written as ($\nu = I$ or II)

$$\mathcal{H}_\nu(\vec{k}) = \begin{pmatrix} 0 & f_\nu(\vec{k}) \\ f_\nu^*(\vec{k}) & 0 \end{pmatrix}, \quad (9)$$

with the eigenvalues

$$\epsilon(\vec{k}) = \pm |f_I(\vec{k})| = \pm |f_{II}(\vec{k})| = \pm t \sqrt{3 + 2 \cos(\sqrt{3}k_x a) + 4 \cos(\sqrt{3}k_y a/2)}, \quad \cos(3k_y a/2). \quad (10)$$

One should note that the eigenvalues of the Hamiltonian (which give the energy dispersion of the two bands of graphene) are the same in both bases, as expected. This is because in the two representations, the two functions f_I and f_{II} differ simply by a phase factor:

$$f_{II}(\vec{k}) = f_I(\vec{k}) e^{-i\vec{k}\cdot\vec{\delta}_{AB}} = f_I(\vec{k}) e^{ik_y a}, \quad (11)$$

where $\vec{\delta}_{AB} \equiv \vec{\delta}_3 = -a\hat{y}$ is the vector connecting the A and B atoms in a unit cell.

Given that $f_I(\vec{k}) = |\epsilon(\vec{k})| e^{-i\theta(\vec{k})}$, the Hamiltonian density in the first representation can be rewritten as

$$\mathcal{H}_I(\vec{k}) = |\epsilon(\vec{k})| \begin{pmatrix} 0 & e^{-i\theta_I(\vec{k})} \\ e^{i\theta_I(\vec{k})} & 0 \end{pmatrix} \quad (12)$$

with the phase $\theta_I(\vec{k}) = -\arg[f_I(\vec{k})]$.

The \vec{k} dependence of this phase is shown in figure 2. One can clearly see the two inequivalent BZ corners K and K' . Each of the two points is equivalent to all the points that can be obtained by translations with the reciprocal lattice vectors.

In the second representation, the Hamiltonian carries an inconvenient phase:

$$\mathcal{H}_{II}(\vec{k}) = |\epsilon(\vec{k})| \begin{pmatrix} 0 & e^{-i\theta_{II}(\vec{k})} \\ e^{i\theta_{II}(\vec{k})} & 0 \end{pmatrix} \quad (13)$$

with $\theta_{II}(\vec{k}) = \theta_I(\vec{k}) + \vec{k} \cdot \vec{\delta}_{AB}$. The \vec{k} dependence of the phase $\theta_{II}(\vec{k})$ is shown in figure 3.

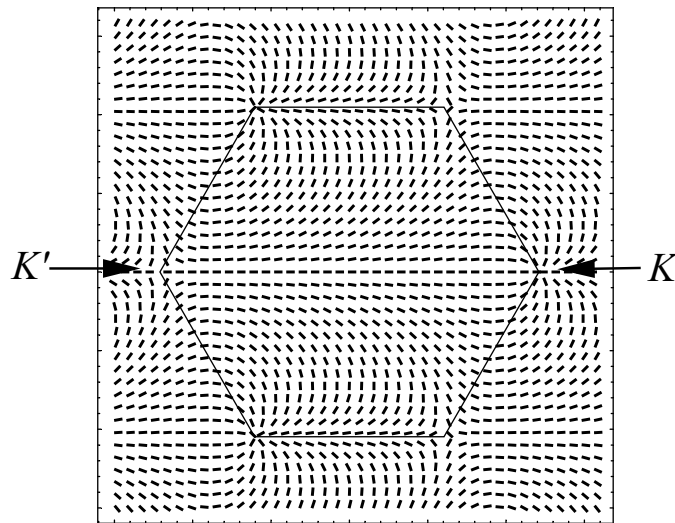


Figure 2. The \vec{k} dependence of the phase $\theta_I(\vec{k})$ is represented by small segments in two-dimensional \vec{k} space. One can clearly see the two inequivalent BZ corners K and K' having different topologies, and being characterized by opposite Berry phases [15].

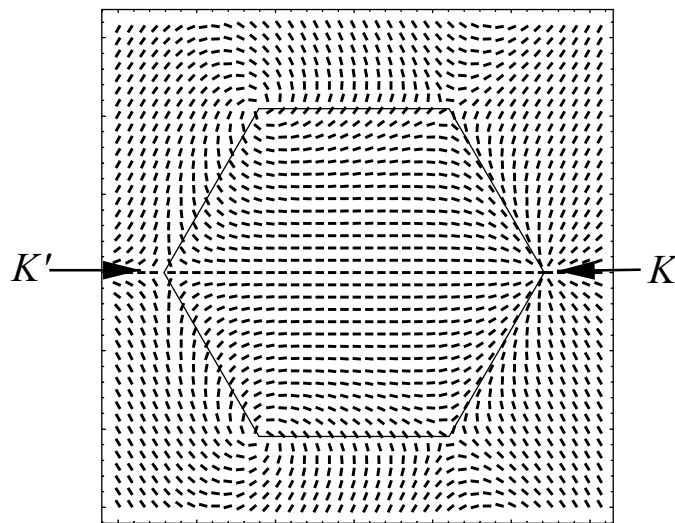


Figure 3. The \vec{k} dependence of the phase $\theta_{II}(\vec{k})$ carries an inconvenient addition, so that all the six \vec{k} points of the first BZ appear different.

We can go back and rewrite the eigenfunctions of the tight-binding Hamiltonian in the two bases:

$$\Psi_I^k(\vec{r}) = \frac{1}{\sqrt{2N}} \sum_j e^{i\vec{k} \cdot \vec{R}_j} \left[\phi(\vec{r} - \vec{R}_j^A) \pm e^{-i\theta_I(\vec{k})} \phi(\vec{r} - \vec{R}_j^B) \right], \quad (14)$$

where the \pm signs correspond to the eigenfunctions describing the conduction band and the valence band, respectively. In the second representation,

$$\Psi_{II}^k(\vec{r}) = \frac{1}{\sqrt{2N}} \sum_j \left[e^{i\vec{k}\cdot\vec{R}_j^A} \phi(\vec{r} - \vec{R}_j^A) \pm e^{-i\theta_{II}(\vec{k})} e^{i\vec{k}\cdot\vec{R}_j^B} \phi(\vec{r} - \vec{R}_j^B) \right]. \quad (15)$$

Considering that $\theta_{II}(\vec{k}) = \theta_I(\vec{k}) + \vec{k} \cdot \vec{\delta}_{AB}$ and that $\vec{\delta}_{AB} = \vec{R}_j^B - \vec{R}_j^A$, one can easily check that the two representations lead to the same expression of the eigenfunctions $\Psi_{II}^k(\vec{r}) = \Psi_I^k(\vec{r})$.

2.2. Low-energy expansions

As is well known, the energy vanishes at the Dirac points, which are at

$$\vec{k}_{mn}^\xi = \xi \frac{\vec{a}_1^* - \vec{a}_2^*}{3} + m\vec{a}_1^* + n\vec{a}_2^*.$$

Here $\xi = \pm$ is the valley index (there are two such points for each elementary cell of the reciprocal space). Each point is equivalent to all the points in the reciprocal space that have the same ξ but different (m, n) and that can be obtained by translations with the reciprocal lattice vectors. The $\xi = \pm$ pair that is chosen most often contains two corners of the first BZ, $\vec{K} \equiv \vec{K}_{00}^+$ and $\vec{K}' \equiv \vec{K}_{00}^-$, as described in figures 1–3. Note that

$$\vec{K}_{mn}^\xi \cdot \vec{a}_1 = \frac{2\pi\xi}{3} + 2m\pi, \quad \vec{K}_{mn}^\xi \cdot \vec{a}_2 = -\frac{2\pi\xi}{3} + 2n\pi.$$

Thus, we can expand the Hamiltonian in the first basis around the Dirac points to find

$$f_I^\xi(\vec{k}) = t \left[\xi \frac{\sqrt{3}}{2} \vec{q} \cdot (\vec{a}_1 - \vec{a}_2) - \frac{i}{2} \vec{q} \cdot (\vec{a}_1 + \vec{a}_2) \right],$$

where $\vec{k} = \vec{K}_{mn}^\xi + \vec{q}$ and $\xi = \pm 1$ is the valley index. We see that in this basis the expansion does not depend on the choice of (m, n) . The six corners of the BZ thus appear to be equivalent to either \vec{K} or \vec{K}' , and can be recovered by a translation of \vec{K} and \vec{K}' by various reciprocal lattice vectors. Given the above choice of vectors \vec{a}_1 and \vec{a}_2 , one obtains

$$f_I^\xi(\vec{k}) = v(\xi q_x - i q_y), \quad (16)$$

where $v = 3t/(2a)$. We can now write the low-energy Hamiltonian density in the 4×4 space defined by $(\vec{K}A, \vec{K}B, \vec{K}'B, \vec{K}'A)$ as

$$\begin{aligned} \mathcal{H}(\vec{q}) &= \begin{pmatrix} 0 & f_I^+ & 0 & 0 \\ f_I^{+*} & 0 & 0 & 0 \\ 0 & 0 & 0 & f_I^{-*} \\ 0 & 0 & f_I^- & 0 \end{pmatrix} \\ &= v \begin{pmatrix} 0 & q_x - iq_y & 0 & 0 \\ q_x + iq_y & 0 & 0 & 0 \\ 0 & 0 & 0 & -q_x + iq_y \\ 0 & 0 & -q_x - iq_y & 0 \end{pmatrix}, \end{aligned} \quad (17)$$

which can be expressed in the compact form:

$$\mathcal{H}(\vec{q}) = v\tau_z \otimes (q_x\sigma_x + q_y\sigma_y),$$

where σ and τ are the usual Pauli spin matrices. Alternatively, we can write the low-energy Hamiltonian density in equation (17) as

$$\mathcal{H}_I(\vec{q}) = v|q| \begin{pmatrix} 0 & e^{-i\theta(\vec{q})} & 0 & 0 \\ e^{i\theta(\vec{q})} & 0 & 0 & 0 \\ 0 & 0 & 0 & -e^{-i\theta(\vec{q})} \\ 0 & 0 & -e^{i\theta(\vec{q})} & 0 \end{pmatrix},$$

where $\theta(\vec{q}) = \arctan(q_y/q_x)$.

In the second basis, the expression of the Hamiltonian is less easy because it contains the phase factor $e^{-i\vec{K}_{mn}^\xi \cdot \vec{\delta}_{AB}} = e^{i\vec{K}_{mn}^\xi \cdot \hat{y}a}$, where

$$\vec{K}_{mn}^\xi \cdot \vec{\delta}_{AB} = -2\pi(m+n)/3$$

is independent of the valley index ξ , but depends on the index (m, n) . This makes the six corners of the BZ appear inequivalent. Thus, in basis II , in the 4×4 space defined by $(\vec{K}_{mn}^+ A, \vec{K}_{mn}^+ B, \vec{K}_{mn}^- B, \vec{K}_{mn}^- A)$, the Hamiltonian density is

$$\begin{aligned} \mathcal{H}_{II}(\vec{q}) &= \begin{pmatrix} 0 & f_{II}^+ & 0 & 0 \\ f_{II}^{+*} & 0 & 0 & 0 \\ 0 & 0 & & f_{II}^{-*} \\ 0 & 0 & f_{II}^- & 0 \end{pmatrix} \\ &= v \begin{pmatrix} 0 & z_{mn}(q_x - iq_y) & 0 & 0 \\ z_{mn}^*(q_x + iq_y) & 0 & 0 & 0 \\ 0 & 0 & & -z_{mn}^*(q_x - iq_y) \\ 0 & 0 & -z_{mn}(q_x + iq_y) & 0 \end{pmatrix}, \end{aligned} \quad (18)$$

where the phase factor $z_{mn} = e^{2i\pi(m+n)/3}$ depends on the choice of the vector \vec{K}_{mn}^\pm in the reciprocal space. In the standard choice for the two valley-points ($\vec{K} = \vec{K}_{00}^+$ and $\vec{K}' = \vec{K}_{00}^-$), we have $m = n = 0$ and the low-energy expansion of the Hamiltonian is the same in both bases.

3. The second quantization

In the second quantized formalism, we can define the operators a_j^\dagger and b_j^\dagger that correspond to creating electrons on the sublattices A and B , at sites \vec{R}_j^A and \vec{R}_j^B , respectively. From equation (1) we can see that the FT of the a_j and b_j operators should depend on the basis, so that

$$\begin{aligned} a_I(\vec{k}) &= \sum_j e^{i\vec{k} \cdot \vec{R}_j} a_j, \\ b_I(\vec{k}) &= \sum_j e^{i\vec{k} \cdot \vec{R}_j} b_j \end{aligned} \quad (19)$$

and

$$\begin{aligned} a_{II}(\vec{k}) &= \sum_j e^{i\vec{k} \cdot \vec{R}_j^A} a_j, \\ b_{II}(\vec{k}) &= \sum_j e^{i\vec{k} \cdot \vec{R}_j^B} b_j, \end{aligned} \quad (20)$$

where the sum is taken over all lattice unit cells. The inverse FT of these operators will be

$$\begin{aligned} a_j &= \int_{\vec{k} \in \text{BZ}} e^{-i\vec{k} \cdot \vec{R}_j} a_I(\vec{k}) = \int_{\vec{k} \in \text{BZ}} e^{-i\vec{k} \cdot \vec{R}_j^A} a_{II}(\vec{k}), \\ b_j &= \int_{\vec{k} \in \text{BZ}} e^{-i\vec{k} \cdot \vec{R}_j} b_I(\vec{k}) = \int_{\vec{k} \in \text{BZ}} e^{-i\vec{k} \cdot \vec{R}_j^B} b_{II}(\vec{k}), \end{aligned} \quad (21)$$

where we define $\int_{\vec{k} \in \text{BZ}} \equiv \int_{\text{BZ}} \frac{d^2k}{S_{\text{BZ}}}$, and $S_{\text{BZ}} = 8\pi^2/3\sqrt{3}$. Given the choice for the origin of the unit cell, $\vec{R}_j = \vec{R}_j^A$, we can see easily that $a_I(\vec{k}) = a_{II}(\vec{k})$, but $b_I(\vec{k}) = e^{i\vec{k} \cdot \vec{\delta}_{AB}} b_{II}(\vec{k})$. Thus the change of basis described in the previous section introduces a different momentum-dependent phase factor in the definition of the k -space Fourier-transformed operators.

In the second-quantized formalism, we can write the tight-binding Hamiltonian as

$$\mathcal{H} = -t \sum_{\langle ij \rangle} (a_j^\dagger b_i + \text{h.c.}), \quad (22)$$

where t is the nearest-neighbor hopping amplitude, and $\langle ij \rangle$ denotes summing over the nearest neighbors. In momentum space, the tight-binding Hamiltonian becomes

$$\mathcal{H} = \int_{\vec{k} \in \text{BZ}} [a_\nu^\dagger(\vec{k}) b_\nu(\vec{k}) f_\nu(\vec{k}) + \text{h.c.}], \quad (23)$$

where $\nu = I/II$, and the f functions have been defined in equations (7) and (8) in the previous section. We can see that, exactly as in the first-quantized formalism, the form of the Hamiltonian is unique in real space, but depends on the basis in momentum space.

4. The density and density of states operators

It is quite interesting to keep track consistently of the correct form of a few other operators in the two bases. First we focus on the local charge-density operator:

$$\rho(\vec{r}) = \sum_j [\delta(\vec{r} - \vec{R}_j^A) a_j^\dagger a_j + \delta(\vec{r} - \vec{R}_j^B) b_j^\dagger b_j]. \quad (24)$$

In the absence of disorder, the density will be independent of position. However, if impurities are present, the density will fluctuate, and it is useful to define its FT:

$$\rho(\vec{q}) = \int d^2r e^{i\vec{q} \cdot \vec{r}} \rho(\vec{r}) = \sum_j e^{i\vec{q} \cdot \vec{R}_j^A} a_j^\dagger a_j + \sum_j e^{i\vec{q} \cdot \vec{R}_j^B} b_j^\dagger b_j, \quad (25)$$

whose expectation value may be related to the results of FTSTS measurements [7]–[9].

In basis I , the FT of the charge density becomes the following (see the appendix for the complete derivation):

$$\rho(\vec{q}) = \int_{\vec{k} \in \text{BZ}} [a_I^\dagger(\vec{k}) a_I(\vec{k} + \vec{q}) + e^{i\vec{q} \cdot \vec{\delta}_{AB}} b_I^\dagger(\vec{k}) b_I(\vec{k} + \vec{q})]. \quad (26)$$

Similarly, we can redo the analysis in the basis II :

$$\rho(\vec{q}) = \int_{\vec{k} \in \text{BZ}} [a_{II}^\dagger(\vec{k}) a_{II}(\vec{k} + \vec{q}) + b_{II}^\dagger(\vec{k}) b_{II}(\vec{k} + \vec{q})]. \quad (27)$$

Note that for systems that conserve momentum (translationally invariant), as in the absence of disorder and magnetic fields, only the $q = 0$ term is nonzero. Furthermore, if one is interested

in average quantities, only the $q = 0$ term is relevant. Hence, in these cases the operators have the same form in the two bases.

Another operator of interest is the local density of states (LDOS), given by the number of electrons of energy ω at a given position. Its integral over ω gives the total density described above. The previous formulae can be trivially extended to the LDOS by taking all operators at a specific energy ω .

The expectation values of the density of states operator at various positions on the two sublattices and at energy ω are given by

$$\begin{aligned}\langle \rho(\vec{R}_j^A, \omega) \rangle &= \int_{\vec{q}} \int_{\vec{k} \in \text{BZ}} e^{-i\vec{q} \cdot \vec{R}_j} \langle a_I^\dagger(\vec{k}, \omega) a_I(\vec{k} + \vec{q}, \omega) \rangle \\ &= \int_{\vec{q}} \int_{\vec{k} \in \text{BZ}} e^{-i\vec{q} \cdot \vec{R}_j^A} \langle a_{II}^\dagger(\vec{k}, \omega) a_{II}(\vec{k} + \vec{q}, \omega) \rangle\end{aligned}\quad (28)$$

and

$$\begin{aligned}\langle \rho(\vec{R}_j^B, \omega) \rangle &= \int_{\vec{q}} \int_{\vec{k} \in \text{BZ}} e^{-i\vec{q} \cdot \vec{R}_j} \langle b_I^\dagger(\vec{k}, \omega) b_I(\vec{k} + \vec{q}, \omega) \rangle \\ &= \int_{\vec{q}} \int_{\vec{k} \in \text{BZ}} e^{-i\vec{q} \cdot \vec{R}_j^B} \langle b_{II}^\dagger(\vec{k}, \omega) b_{II}(\vec{k} + \vec{q}, \omega) \rangle,\end{aligned}\quad (29)$$

where $\int_{\vec{k} \in \text{BZ}} \equiv \int_{\text{BZ}} \frac{d^2k}{S_{\text{BZ}}}$ is performed over the first BZ, and $\int_{\vec{q}} \equiv \int \frac{d^2q}{4\pi^2}$ is performed over the entire reciprocal space. One can straightforwardly show that if $\vec{r} = \vec{R}_j^A$ only the $a^\dagger a$ terms contribute, and the $b^\dagger b$ terms vanish; conversely, if $\vec{r} = \vec{R}_j^B$ only the $b^\dagger b$ terms contribute, and the $a^\dagger a$ terms vanish.

Evaluating the density of A and B electrons in the unit cell is also different in the two bases. Since in basis I both the A and the B operators are defined at the origin of the unit cell, both densities have to be evaluated at this position (which we chose to be the position of the A atom, \vec{R}_j^A). In the basis II , the density of states is evaluated for each atom at its corresponding position (\vec{R}_j^A or \vec{R}_j^B).

5. Impurity potential

We can also write down the form of a delta-function impurity potential. For an impurity located on sublattice A , we have

$$\begin{aligned}V_A = v_A a_j^\dagger a_j &= \int_{\vec{k}, \vec{k}' \in \text{BZ}} e^{i(\vec{k} - \vec{k}') \cdot \vec{R}_j^{\text{imp}}} a_I^\dagger(\vec{k}) a_I(\vec{k}') \\ &= \int_{\vec{k}, \vec{k}' \in \text{BZ}} e^{i(\vec{k} - \vec{k}') \cdot \vec{R}_j^{A\text{imp}}} a_{II}^\dagger(\vec{k}) a_{II}(\vec{k}'),\end{aligned}\quad (30)$$

while for an impurity on the sublattice B

$$\begin{aligned}V_B = v_B b_j^\dagger b_j &= \int_{\vec{k}, \vec{k}' \in \text{BZ}} e^{i(\vec{k} - \vec{k}') \cdot \vec{R}_j^{\text{imp}}} b_I^\dagger(\vec{k}) b_I(\vec{k}') \\ &= \int_{\vec{k}, \vec{k}' \in \text{BZ}} e^{i(\vec{k} - \vec{k}') \cdot \vec{R}_j^{B\text{imp}}} b_{II}^\dagger(\vec{k}) b_{II}(\vec{k}').\end{aligned}\quad (31)$$

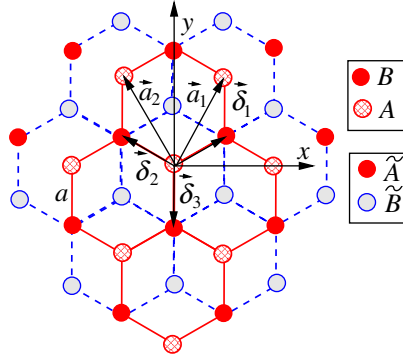


Figure 4. Bilayer graphene lattice.

In the case of a single impurity, it is most convenient to choose the origin of the coordinate system such that $\vec{R}_j^{\text{imp}} = 0$. Thus, in basis *I* the impurity potential will be independent of momentum, regardless of whether the impurity is on the *A* or on the *B* site.

In basis *II*, $\vec{R}_j^{A\text{imp}} = 0$, and no phase factors will appear when the impurity is on sublattice *A* (at the origin of the coordinate system). However, when the impurity is on sublattice *B*, $\vec{R}_j^{B\text{imp}} = \vec{\delta}_{AB}$, and a momentum-dependent phase factor will appear in the form of the impurity potential. We should note that this phase factor comes from choosing the origin of the coordinate system on an *A* atom. Indeed, if one performs an FT of the Friedel oscillations generated by an impurity at a *B* atom while using a coordinate system with the origin at a neighboring *A* atom, one generates a momentum-dependent phase factor in the FT. This can be eliminated by changing the origin of the coordinate system from the *A* atom to the *B* atom, and by carefully tracking the change in the form of the other operators.

6. Bilayer graphene

We can generalize the formalism presented in the previous sections to systems with arbitrary numbers of electrons per unit cell. Bilayer graphene is made of two coupled graphene monolayers (see figure 4), and there are four atoms per unit cell, two for each layer. In real space the tight-binding Hamiltonian can be written as

$$\mathcal{H} = -t \left(\sum_{(ij)_1} a_j^\dagger b_i + \sum_{(ij)_2} \tilde{a}_j^\dagger \tilde{b}_i \right) - t_p \sum_{j_c} b_{j_c}^\dagger \tilde{a}_{j_c} + \text{h.c.} \quad (32)$$

The operators a_i^\dagger and b_i^\dagger denote the creation of particles at sites *A* and *B* in layer 1, while \tilde{a}_i^\dagger and \tilde{b}_i^\dagger denote the creation of particles at sites \tilde{A} and \tilde{B} in layer 2. The sites *B* in the first layer lie on top of the sites \tilde{A} in the second layer, and there is a nonzero t_p hopping of electrons between them. Also $\sum_{(ij)_{1,2}}$ denotes summing over the nearest neighbors in layers 1 and 2, respectively; \sum_{j_c} denotes summing only over the sites *B* in the first layer that are on top of sites \tilde{A} in the second layer.

As for monolayer graphene, we can define two types of FT, consistent with two different tight-binding bases. In the first basis, one first constructs a combination of the atomic wavefunctions within the unit cell and then attaches a phase factor to each cell

to construct a Bloch function. The corresponding Fourier-transformed operators in second-quantized formalism are given by

$$\begin{aligned} a_I(\vec{k}) &= \sum_j e^{i\vec{k}\cdot\vec{R}_j} a_j, \\ b_I(\vec{k}) &= \sum_j e^{i\vec{k}\cdot\vec{R}_j} b_j, \\ \tilde{a}_I(\vec{k}) &= \sum_j e^{i\vec{k}\cdot\vec{R}_j} \tilde{a}_j, \\ \tilde{b}_I(\vec{k}) &= \sum_j e^{i\vec{k}\cdot\vec{R}_j} \tilde{b}_j. \end{aligned} \quad (33)$$

The vectors $\vec{R}_j = n\vec{a}_1 + m\vec{a}_2$, with $j = (n, m)$, specify the position of the unit cell of the top layer, which we also take to be the origin of the four-atom unit cell of bilayer graphene (see figure 4). Here we chose the origin of the coordinate system on an *A* atom in layer 1.

In the second basis, the positions of the four atoms in the unit cell are used as ‘centers’ for Bloch’s theorem, and the corresponding Fourier-transformed operators are

$$\begin{aligned} a_{II}(\vec{k}) &= \sum_j e^{i\vec{k}\cdot\vec{R}_j^A} a_j, \\ b_{II}(\vec{k}) &= \sum_j e^{i\vec{k}\cdot\vec{R}_j^B} b_j, \\ \tilde{a}_{II}(\vec{k}) &= \sum_j e^{i\vec{k}\cdot\vec{R}_j^{\tilde{A}}} \tilde{a}_j, \\ \tilde{b}_{II}(\vec{k}) &= \sum_j e^{i\vec{k}\cdot\vec{R}_j^{\tilde{B}}} \tilde{b}_j, \end{aligned} \quad (34)$$

where $\vec{R}_j^A = \vec{R}_j$ and $\vec{R}_j^B = \vec{R}_j + \vec{\delta}_{AB}$ are the positions of the *A* and *B* atoms in layer 1, while $\vec{R}_j^{\tilde{A}} = \vec{R}_j + \vec{\delta}_{AB}$ and $\vec{R}_j^{\tilde{B}} = \vec{R}_j + 2\vec{\delta}_{AB}$ are the positions of the \tilde{A} and \tilde{B} atoms in layer 2. This is the basis that is most often used in the literature to describe bilayer graphene.

In momentum space the tight-binding Hamiltonian becomes

$$\mathcal{H} = \int_{\vec{k} \in \text{BZ}} [a_v^\dagger(\vec{k})b_v(\vec{k})f_v(\vec{k}) + \tilde{a}_v^\dagger(\vec{k})\tilde{b}_v(\vec{k})f_v(\vec{k}) + t_p \tilde{a}_i^\dagger(\vec{k})\tilde{b}_i(\vec{k}) + \text{h.c.}], \quad (35)$$

where $\nu = I/II$ and the f ’s are the same as the ones defined in equations (7) and (8) for monolayer graphene.

The density operator is given by

$$\rho(\vec{r}) = \sum_j [\delta(\vec{r} - \vec{R}_j^A) a_j^\dagger a_j + \delta(\vec{r} - \vec{R}_j^B) b_j^\dagger b_j + \delta(\vec{r} - \vec{R}_j^{\tilde{A}}) \tilde{a}_j^\dagger \tilde{a}_j + \delta(\vec{r} - \vec{R}_j^{\tilde{B}}) \tilde{b}_j^\dagger \tilde{b}_j], \quad (36)$$

and its FT is

$$\rho(\vec{q}, \omega) = \int_{\vec{k} \in \text{BZ}} [a_v^\dagger(\vec{k})a_v(\vec{k} + \vec{q}) + \beta_\nu b_v^\dagger(\vec{k})b_v(\vec{k} + \vec{q}) + \tilde{\alpha}_\nu \tilde{a}_v^\dagger(\vec{k})\tilde{a}_v(\vec{k} + \vec{q}) + \tilde{\beta}_\nu \tilde{b}_v^\dagger(\vec{k})\tilde{b}_v(\vec{k} + \vec{q})], \quad (37)$$

where $\nu = I/II$, $\beta_I = \tilde{\alpha}_I = e^{i\vec{q}\cdot\vec{\delta}_{AB}}$, and $\tilde{\beta}_I = e^{2i\vec{q}\cdot\vec{\delta}_{AB}}$, whereas in basis *II* there are no relative phase factors, $\beta_{II} = \tilde{\alpha}_{II} = \tilde{\beta}_{II} = 1$.

We can also evaluate the density and the density of states at various positions:

$$\begin{aligned}
\langle \rho(\vec{R}_j^A, \omega) \rangle &= \int_{\vec{q}} \int_{\vec{k} \in \text{BZ}} e^{-i\vec{q} \cdot \vec{R}_j} \langle a_I^\dagger(\vec{k}, \omega) a_I(\vec{k} + \vec{q}, \omega) \rangle = \int_{\vec{q}} \int_{\vec{k} \in \text{BZ}} e^{-i\vec{q} \cdot \vec{R}_j^A} \langle a_{II}^\dagger(\vec{k}, \omega) a_{II}(\vec{k} + \vec{q}, \omega) \rangle, \\
\langle \rho(\vec{R}_j^B, \omega) \rangle &= \int_{\vec{q}} \int_{\vec{k} \in \text{BZ}} e^{-i\vec{q} \cdot \vec{R}_j} \langle b_I^\dagger(\vec{k}, \omega) b_I(\vec{k} + \vec{q}, \omega) \rangle = \int_{\vec{q}} \int_{\vec{k} \in \text{BZ}} e^{-i\vec{q} \cdot \vec{R}_j^B} \langle b_{II}^\dagger(\vec{k}, \omega) b_{II}(\vec{k} + \vec{q}, \omega) \rangle, \\
\langle \rho(\vec{R}_j^{\tilde{A}}, \omega) \rangle &= \int_{\vec{q}} \int_{\vec{k} \in \text{BZ}} e^{-i\vec{q} \cdot \vec{R}_j} \langle \tilde{a}_I^\dagger(\vec{k}, \omega) \tilde{a}_I(\vec{k} + \vec{q}, \omega) \rangle = \int_{\vec{q}} \int_{\vec{k} \in \text{BZ}} e^{-i\vec{q} \cdot \vec{R}_j^{\tilde{A}}} \langle \tilde{a}_{II}^\dagger(\vec{k}, \omega) \tilde{a}_{II}(\vec{k} + \vec{q}, \omega) \rangle, \\
\langle \rho(\vec{R}_j^{\tilde{B}}, \omega) \rangle &= \int_{\vec{q}} \int_{\vec{k} \in \text{BZ}} e^{-i\vec{q} \cdot \vec{R}_j} \langle \tilde{b}_I^\dagger(\vec{k}, \omega) \tilde{b}_I(\vec{k} + \vec{q}, \omega) \rangle = \int_{\vec{q}} \int_{\vec{k} \in \text{BZ}} e^{-i\vec{q} \cdot \vec{R}_j^{\tilde{B}}} \langle \tilde{b}_{II}^\dagger(\vec{k}, \omega) \tilde{b}_{II}(\vec{k} + \vec{q}, \omega) \rangle,
\end{aligned} \tag{38}$$

where, as before, $\int_{\vec{k} \in \text{BZ}} \equiv \int_{\text{BZ}} \frac{d^2k}{S_{\text{BZ}}}$ is performed over the first BZ, while $\int_{\vec{q}} \equiv \int \frac{d^2q}{4\pi^2}$ is performed over the entire reciprocal space.

Note that (as in the case of monolayer graphene) when working in basis I , all the four densities of states are evaluated at the position of the unit cell vector \vec{R}_j (which we chose to be the position of the A atom, \vec{R}_j^A). In basis II , however, the density of states is evaluated for each atom at its corresponding position: $\vec{R}_j^{A/B/\tilde{A}/\tilde{B}}$.

7. Conclusions

We analyzed the two tight-binding bases used to describe monolayer graphene. We showed that, while the eigenstates of the tight-binding Hamiltonian, as well as the expectation values of physical quantities, are independent of basis, the form of certain operators depends on the basis. We also showed that the choice of basis is equivalent to the choice of the manner of performing the FTs of second-quantized operators. We wrote down in the two languages the Hamiltonian, the density and the LDOS, as well as the impurity potential. We also analyzed the case of bilayer graphene and presented two possible choices of tight-binding basis, and the form of the aforementioned operators in these bases.

In general, the basis choice of convenience depends on the quantities of interest. The form of the Hamiltonian is generally simpler in the first basis (especially in the linearized form), so if we are interested mainly in the Hamiltonian, as well as in spatial averages or position-independent quantities, it is more convenient to use the first basis. The first basis is also more convenient as the Hamiltonian matrix coefficients, as well as Green's functions, are periodic in the momentum space with a BZ periodicity; in the second basis, extra phase factors arise when shifting the momentum wavevectors out of the first BZ. However, if we want to study quantities that depend on position, such as the LDOS in the presence of disorder, the second basis may sometimes be more convenient. In the first basis, a relative phase factor between the electronic densities on the two sublattices arises. In the second basis no such phase factor is present; however, the simpler form of the density operator is traded off against a more complicated and less periodic expression of the Hamiltonian.

While the choice of basis affects the form of specific operators, it does not affect the calculated value of a physical observable. For this one needs to ensure that all the operators used are written consistently in the same basis. The most common error is to write the form of one operator in one basis (i.e. the Hamiltonian), and the form of a different operator in the other

basis (i.e. the density). This will yield the wrong expression for an observable quantity such as the LDOS and may sometimes appear in the result as an unexpected breaking of some intrinsic symmetry of the problem.

For the case of the Fourier-transformed density operator, it is also important to note that due to the (arbitrary) choice of the coordinate system, its expectation value may be related only to the FT of the experimental data if this FT is taken using the same coordinate system (axes and origin as depicted in figure 1). If the FT is taken using a different coordinate system, a momentum-dependent phase factor is introduced and needs to be accounted for before comparing theory and experiment. This inadvertence may lead in some cases to a simple rotation of the data, but other more complicated phase factors can also be introduced by a mismatch of the origins of the coordinate systems. For the case of a single impurity, it is most convenient to use a coordinate system with the origin at the impurity site. However, if multiple impurities are present, one needs to keep track of the relative phase factors introduced by their spatial distribution.

We should comment that our careful tracking of the phase factors generated by the change of basis is in general not relevant if one is only interested in uniform properties or in spatial averages. However, a careful analysis of the phase factors is crucial if one studies systems with disorder, in the presence of an applied magnetic field, and more generally with broken translational invariance.

Acknowledgments

We thank L Balents, M Goerbig, F Piéchon and especially J N Fuchs for useful discussions. CB was supported by a Marie Curie Action under the Sixth Framework Programme.

Appendix

In basis I , the FT of the charge density is written as

$$\rho(\vec{q}) = \sum_j \int_{\vec{k}, \vec{k}' \in \text{BZ}} e^{i(\vec{k}-\vec{k}'+\vec{q}) \cdot \vec{R}_j} [a_I^\dagger(\vec{k})a_I(\vec{k}') + e^{i\vec{q} \cdot \vec{\delta}_{AB}} b_I^\dagger(\vec{k})b_I(\vec{k}')]. \quad (39)$$

The sum over the lattice unit cells j can be performed to obtain $\sum_{\vec{Q}_{\text{RL}}} \delta(\vec{k} - \vec{k}' + \vec{q} + \vec{Q}_{\text{RL}})$, where \vec{Q}_{RL} is any vector of the reciprocal lattice. However, as the integral over \vec{k}' is constrained to the BZ, not all the terms of the sum contribute to the result, but only those for which $\vec{k}' = \vec{k} + \vec{q} + \vec{Q}_{\text{RL}}$ is in the BZ. For each \vec{q} and \vec{k} there is a unique \vec{Q}_{RL} that satisfies this condition. Consequently, we have

$$\rho(\vec{q}) = \int_{\vec{k} \in \text{BZ}} [a_I^\dagger(\vec{k})a_I(\vec{k} + \vec{q} + \vec{Q}_{\text{RL}}) + e^{i\vec{q} \cdot \vec{\delta}_{AB}} b_I^\dagger(\vec{k})b_I(\vec{k} + \vec{q} + \vec{Q}_{\text{RL}})] \Big|_{\vec{k} + \vec{q} + \vec{Q}_{\text{RL}} \in \text{BZ}}. \quad (40)$$

However, given the FT definitions in equation (19), $a_I(\vec{k} + \vec{Q}_{\text{RL}}) = a_I(\vec{k})$ and $b_I(\vec{k} + \vec{Q}_{\text{RL}}) = b_I(\vec{k})$, we therefore have

$$\rho(\vec{q}) = \int_{\vec{k} \in \text{BZ}} [a_I^\dagger(\vec{k})a_I(\vec{k} + \vec{q}) + e^{i\vec{q} \cdot \vec{\delta}_{AB}} b_I^\dagger(\vec{k})b_I(\vec{k} + \vec{q})]. \quad (41)$$

Similarly, we can redo the analysis for the second basis:

$$\rho(\vec{q}) = \sum_j \int_{\vec{k}, \vec{k}' \in \text{BZ}} [e^{i(\vec{k}-\vec{k}'+\vec{q}) \cdot \vec{R}_j^A} a_{II}^\dagger(\vec{k})a_{II}(\vec{k}') + e^{i(\vec{k}-\vec{k}'+\vec{q}) \cdot \vec{R}_j^B} b_{II}^\dagger(\vec{k})b_{II}(\vec{k}')]. \quad (42)$$

The sum over the sites \vec{R}_j^A can be performed to obtain: $\sum_{\text{RL}} \delta(\vec{k} - \vec{k}' + \vec{q} + \vec{Q}_{\text{RL}})$, where \vec{Q}_{RL} is again any vector of the reciprocal lattice. However, the sum over the sites \vec{R}_j^B gives $\sum_{\text{RL}} \exp(-i\vec{Q}_{\text{RL}} \cdot \vec{\delta}_{AB}) \delta(\vec{k} - \vec{k}' + \vec{q} + \vec{Q}_{\text{RL}})$. Consequently, we get

$$\rho(\vec{q}) = \int_{\vec{k} \in \text{BZ}} [a_{II}^\dagger(\vec{k}) a_{II}(\vec{k} + \vec{q} + \vec{Q}_{\text{RL}}) + e^{-i\vec{Q}_{\text{RL}} \cdot \vec{\delta}_{AB}} b_{II}^\dagger(\vec{k}) b_{II}(\vec{k} + \vec{q} + \vec{Q}_{\text{RL}})] \Big|_{\vec{k} + \vec{q} + \vec{Q}_{\text{RL}} \in \text{BZ}}. \quad (43)$$

From the definitions in equation (20), we see that $a_{II}(\vec{k} + \vec{Q}_{\text{RL}}) = a_{II}(\vec{k})$ and $b_{II}(\vec{k} + \vec{Q}_{\text{RL}}) = b_{II}(\vec{k}) e^{i\vec{Q}_{\text{RL}} \cdot \vec{\delta}_{AB}}$, and thus

$$\rho(\vec{q}) = \int_{\vec{k} \in \text{BZ}} [a_{II}^\dagger(\vec{k}) a_{II}(\vec{k} + \vec{q}) + b_{II}^\dagger(\vec{k}) b_{II}(\vec{k} + \vec{q})]. \quad (44)$$

References

- [1] Cheianov V V and Fal'ko V I 2006 *Phys. Rev. Lett.* **97** 226801
Cheianov V *et al* 2007 *Science* **315** 1252
- [2] Mariani E *et al* 2007 *Phys. Rev. B* **76** 165402
Bena C and Kivelson S 2005 *Phys. Rev. B* **72** 125432
Bena C 2008 *Phys. Rev. Lett.* **100** 076601
- [3] Wehling T O *et al* 2007 *Phys. Rev. B* **75** 125425
Dahal H P, Balatsky A V and Zhu J-X 2007 arXiv:0711.1168
- [4] Peres N M *et al* 2007 *Europhys. Lett.* **80** 67007
Perez N M, Guinea F and Castro Neto A H 2006 *Phys. Rev. B* **73** 125411
Vozmediano M A H, Lopez-Sancho M P, Stauber T and Guinea F 2005 *Phys. Rev. B* **72** 155121
- [5] Ando T 2006 *J. Phys. Soc. Japan* **75** 074716
Pogorelov Y G 2006 arXiv:cond-mat/0603327
Katsnelson M I and Geim A K 2008 *Phil. Trans. R. Soc. A* **366** 195
- [6] Skrypnik Y V and Loktev V 2006 *Phys. Rev. B* **73** 241402
Skrypnik Y V and Loktev V 2007 *Phys. Rev. B* **75** 245401
- [7] Mallet P *et al* 2007 *Phys. Rev. B* **76** 041403
Rutter G *et al* 2007 *Science* **317** 219 (2007)
Brihuega I *et al* 2008 *Phys. Rev. Lett.* **101** 206802
Simon L *et al* 2009 *Eur. Phys. J. B* **69** 351
- [8] Vonau F *et al* 2005 *Phys. Rev. Lett.* **95** 176803
Vonau F *et al* 2004 *Phys. Rev. B* **69** 081305
Dupont-Ferrier E *et al* 2005 *Europhys. Lett.* **72** 430
- [9] McElroy K *et al* 2005 *Science* **309** 1048
Vershinin M *et al* 2004 *Science* **303** 1995
Fang A *et al* 2004 *Phys. Rev. B* **70** 214514
- [10] See for example Ashcroft N W and Mermin N D 1976 *Solid State Physics* (Philadelphia, PA: Saunders)
- [11] Wallace P R 1947 *Phys. Rev.* **71** 622
- [12] See for example Saito R, Dresselhaus G and Dresselhaus M S 1999 *Physical Properties of Carbon Nanotubes* (London: Imperial College Press)
- [13] van Mieghem P 1992 *Rev. Mod. Phys.* **64** 755
McCann E 2006 *Phys. Rev. B* **74** 245426
McCann E and Fal'ko V I 2006 *Phys. Rev. Lett.* **96** 086805
- [14] Nilsson J *et al* 2006 *Phys. Rev. B* **73** 214418
Wang Z F *et al* 2006 arXiv:cond-mat/0612483
- [15] Mikitik G P and Sharlai Yu V 1999 *Phys. Rev. Lett.* **82** 2147